

Provincetown

July 4th Week – Vacation Planning Fun

DC / NY Group Trip

Second Trip Information Update

June 13, 2013



Welcome, Friends!

We are going to have a blast this summer with another epic July 4th trip to Ptown!

In the picturesque, 16th century Portuguese fishing village, the most bizarrely fabulous gay summer resort in the world brings together fun folks from all over the country for a totally unique and experience full of fun, laughs and shenanigans

We also have a really neat group of guys, and you'll enjoy getting to know everybody... More than one couple has resulted from this trip, so maybe you'll be next?

For what we get, the trip is also reasonably priced, so it will be a great time and won't break the bank

Ready?!?



Note: This booklet is for our trip group, and intended for our group of friends. If you are reading it from another group, please know that all groups are different, and look for different things on vacations. All opinions expressed are ours, and not for public distribution

Your “To Do” List:

1. Read this .pdf deck

Read the whole thing. It has key info that you need to know

2. Pay Tony if you still owe money

If you still owe money still, pay Tony by the end of the week

3. Call and reserve a bike

See the bike page for details, but do it quickly

4. Make travel arrangements

Book your flight / train / bus, as well as buy your ferry tickets

5. Download the GroupMe App

This is a central way to communicate (when possible) during the trip

6. Check out the map

The DC boys have made a map of key places and things

Map is online at: <http://bit.ly/DC-Boys-Ptown-Map>

7. Go buy some better swimsuits

This is the beach. Full of cuties. Get better swimsuits than you have now



Quick Hits

I'm ready to roll... What are my next steps?

...repeats of key "action item" slides you'll see later...



We use PayPal to cover our house expenses, using its “personal” options, and you need to promptly send any outstanding house bills ASAP

PayPal provides us with a standardized, reliable, safe, common interface for paying our house bills; it also allows for an easily auditable trail to make sure that no payments are “missing,” though checks can be sent to Tony on a one-off basis as needed for special circumstances

The screenshot shows the PayPal 'Send Money' page. The PayPal logo is circled in red and labeled with a '1'. The 'Send Money' tab in the navigation bar is circled in red and labeled with a '2'. Below the navigation bar, the 'Send Money' heading is circled in red and labeled with a '3'. The 'To' field, containing an email address, is circled in red and labeled with a '4'. The 'Amount' field, showing '500.00', is circled in red and labeled with a '5'. The 'Personal' tab is circled in red and labeled with a '6'. The 'Living expense' radio button is circled in red and labeled with a '7'. The 'Continue' button is circled in red and labeled with an '8'.

How to use the PayPal System

1. Create a PayPal account. The methods of paying are up to you, but different options have different (or zero!) fees attached. Defer to you.
2. Click “Send Money” to ...well... to send money
3. Send it to Tony via his [redacted]@gmail.com address
4. Enter the amount due. The Deposit is \$500 even, and the second payment varies by person, sent in email.

Note: If you have chosen a PayPal option with fees, those fees are up to you to absorb, since it's your choice, and they have options without fees. (Or make arrangements with Tony to send a check)

5. Be sure to click “Personal.” This is important, and it makes it easier and cheaper for all involved.
6. Choose Living Expense (or something similar), and send the money for the expenses

Screen may vary slightly, but it's the same general process

Bikes are the best -and only- way to get around town; call to reserve yours ASAP, or plan to bring one with you for the week if driving

CALL AND RESERVE YOUR BIKE ASAP, AS THEY SELL OUT FAST

- Everyone in Provincetown rides around on rented (or their own!) bikes
- It's the only way to the beach, to the gym, to the market, to the liquor store, or anywhere else that's not "right there."
- If you don't get one, when you change your mind (and you will!) they are rarely available, and cost twice as much



Bike Shops to call:

- Arnold's Bikes: (508) 487-0844
- Ptown Bikes: (508) 487-8735
- Gale Force Bikes: (508) 487-4849
- Ball Bikes: (508) 487-3000

Bike Rental Options: (*\$ from one shop / will vary*)

Beach cruiser

\$69
weekly

The most basic bike for getting around town. It is for town riding, and probably not well suited for trails, long rides or workouts

Mountain Bike

\$89
weekly

An easy to ride bike that will also let you go riding through the trails and enjoy a decent ride or workout

Road Bike

The fastest (and nicest) bikes they rent, which can go on roads, through the forests / trails, and let you do serious workouts

\$140
weekly

- They rent Cannondale Synapse 5 bikes with Shimano 105 components, and a pre-mounted speed/distance computer
- You can bring your own shoes/pedals if you want to make it more like home
- Let them know your bike size (in cm) ASAP if you want one

Download the GroupMe App for your phone, as we will use it for the trip to communicate amongst the house group

This app is common in many beach house groups, and was a big hit last year; GroupMe allows group texting, but also gives the flexibility for turning it off, turning it down, or otherwise customizing




- The GroupMe App (available for most phones) is popular in Rehoboth, and will be a key way for us to communicate
- This will let us tell each other fun parties, cool bar crowds, beach locations, or anything else we want
- It's flexible, and easy to use
- Because of cell service, it will be imperfect, but will still help us a lot to communicate amongst the group
- Once you download it, text [REDACTED] at 310-4-[REDACTED] with your name so you can be added to the group
- **Download this app to your phone ASAP (before you forget)**



Your Days in Ptown

What will we really do for a week out on the edge of Cape Cod?



You should make some reservations in advance, but then the Ptown experience starts when you get on the ferry; The fun starts on the boat

What to Know Before You Go

Ferry & Taxi Reservations

- Book your ferry tickets ASAP
- The DC crew suggests the **2:00 pm BHC ferry**
- One of our gurus says, “Encourage illicit alcohol consumption because the ferry’s bar line is usually too long. I usually bring opaque cups which look similar to the BHC cups and we get vodka and bloody mary mix / ice for the trip”
- Since the houses aren’t right by the ferry, you may want to reserve a taxi in Ptown in advance, or you’ll be lugging your bags across town
(Remember that roller suitcases are easier to move than carry bags – even if they’re prettier)
- Past years’ groups advise extra time (several hours) built in for the reservations home, since the ferries can sometimes run late on busy weekends – Thankfully, Bear Week is delayed, so the “Fall of Saigon” ferry chaos will not be happening (more on that later)

Bike Reservations

- It is important to make your bike reservations in advance
- If they are all booked, Arnold’s Bikes often has extras on a walk-up basis, but you’re better off with a reservation in advance
- **Our houses are farther from the bars this year – We highly suggest getting bikes**




Dinner Reservations

- If you’re interested in a “nice” dinner, make a reservation in advance
- Some great restaurants include: Mews, Red Inn, Victors, 10 Tables
- Remember that DC Kickballer Ned is a waiter at 10 Tables, so take good care of him and tip well ;-)




Art Scene

- Provincetown is known as an artist colony, and the art scene is surprisingly good
- It’s a great place to buy something for the home, but keep in mind logistics of getting it home

Recovering, working out, shopping, pool/beach and Tea Dance fill the days

| Time | What you'll probably be doing every day | |
|-----------|--|---|
| Morning | WAKE UP: The morning is for nursing any hangovers, recovering from the night before, having coffee and relaxing | Beach trails: (jog / run / bike) |
| | WORK OUT: Many guys run/jog along the great paths through the seashore (or shirtless down Commercial St, to be seen), ride bikes, or work out at the "Mussel Beach" gym |  |
| | EAT: Morning is usually a time for breakfast / lunch / brunch, either at home or one of the restaurants | |
| Mid-Day | SHOP: While out in town, mid-day is a good time to shop, for gay-ish clothes, skimpy swimsuits | Boatslip pool: |
| | POOL: The pool lounge and bar scene at the Boatslip motel is always a see-and-be-scene spot, but many prefer either the pool at the Ptown Inn or the Crown & Anchor. All are fun places to relax with friends. The Boatslip pool is famously run by an angry, leathery bear who blows whistles and forces everyone to simultaneously mass-rotate their beach chairs... it's a sight to see. |  |
| | BEACH: At least once, you need to make the Pocahontas / Lewis & Clark style trek to the beach. You'll bike to the edge of the Cape, hike through the woods, across a field, go through a marsh, and over a dune to get there, but it's beautiful (also semi clothing optional) | |
| Afternoon | TEA DANCE: You will grow tired of it, but Tea Dance on the Boatslip's pool deck is <u>the</u> place to be for late afternoon. You can get cleaned up from the pool/beach (or not, if you're still boozy), but it's where you'll be from 4:30-7, drinking over-priced Planter's Punch and making plans for the rest of the night. | Tea Dance: |
| | |  |

The nights are full of shows, drinks, and dancing... but always end with pizza

| Time | What you'll probably be doing every day | |
|------------|--|---|
| Evening | DINNER: After Tea Dance, you'll want dinner (plus, you'll be toasted) at either the house or a local restaurant | Icons show:  |
| | DRINKS: This is a recurring theme throughout the day, but gets a post-dinner boost | |
| | SHOWS: There are some fun shows to see in Ptown, and they really can be a great time. Our favorites have been "Icons" and "Naked Boys Singing" at the Post Office Cabaret, but there are a bunch of them and they are a fun way to fill the evenings | |
| Night | WAVE BAR: At Crown & Anchor, this is many folks' favorite bar in Ptown. It's full of pop remixes and mash-ups, and always a crowd pleaser | A-house:  |
| | ATLANTIC HOUSE: A-house is a classic dance favorite, and better late at night, when it's packed. It's the typical gay dance club scene. | |
| | OTHERS: There are <u>tons</u> of bars and parties that will be going on throughout the weekend... with enough booze, they are all a good time | |
| Late Night | SPIRITUS: Don't say we didn't warn you! After the bars boot you from closing time, you'll be gobbling <u>amazing</u> pizza at Spiritus, the legendary late night restaurant. See a time-lapse at: https://www.youtube.com/watch?v=p5gDuVAgW1Q | Spiritus:  |
| | DICK DOCK: <u>Don't go there. Just don't.</u> Ew. Seriously. It's underneath the Boatslip's pool deck, along the beachfront, and bad things happen there. Ew | |
| | NEW FRIENDS: You'll meet new friends to fill the late nights, as well. ...just remember to shut the blinds if you're on the ground floor... just sayin'... | |

Going Out

Ptown Terminology: What you're going to need to know

Key terms to know in Ptown

Tea Dance

- Hosted by the pool at the Boatslip Resort Motel
- It is from 4-7 daily, and one of the most popular events in Ptown every single day
- The signature drink is the famous Planter's Punch
- Tea Dance is a prime part of the experience – they say “The day re-sets at tea,” since it is often the first thing new arrivals do, it is the coming back together of the houses after a day out and about, and it is where groups of friends make nighttime plans and meet new cuties
- Everyone complains about tea dance a lot, though – It is absurdly overcrowded, there are no bathrooms, the drinks are watered down, taste bad, and are incredibly overpriced, and you already know everybody there... still, you will go (almost) every day
- Get the weekly pass – Skipping the long lines every day are more than worth the cost

A-House

- Atlantic House – Claims to be (one of) the country's oldest gay bar(s)
- Multi room, hot, sweaty, dance bar – Very crowded and loud
- More popular late at night – Has a cover charge

Wave Bar

- At the Crown & Anchor complex – Video bar and pool bar
- One of the most popular bars for the 20s-30s set
- Lots of dancing and pop music (showtunes one night) from a popular Boston VJ

Paramount

- Also at the Crown & Anchor – 1990s style techno bar
- Very high cover charge, known for a drug-loving crowd (1990s style)
- Nobody that we know knows how it stays in business

Purgatory

- Located at the Gifford House Inn
- Known for their Saturday underwear parties that attract a very oddly, wide-ranging crowd

The Drug Tug & Pier Dance

- These are special events, which are legacies of the 1990s Circuit Party era
- The boat cruise (nicknamed “the Drug Tug” is known to be especially awful – you are trapped far from land, drinking, woozy, and the bathrooms are full of people getting high, so you pee off the side
- The Pier Dance isn't much better... most of our friends left early and hated it
- If you're with our group, it is unlikely that these are the crowds you are after, either

Late Night

Ptown Terminology: What you're going to need to know

Key terms to know in Ptown

Spiritus

- This delicious late night pizza is a gift from the gods, and you will love it
- At night, the pizza joint is mobbed with crowds after the bars close, and becomes a central source of late night revelry
- **Last year, one of our housemates made a time-lapse video of the Spiritus “scene,” and it is worth watching, no matter if you are a newcomer, or frequent visitor, at:**
<https://www.youtube.com/watch?v=p5qDuVAqW1Q>

Sidewalk Sale

- This is the name for the crowd outside Spiritus, who are still single and looking for the right guy that night, realizing (correctly) that Spiritus is their last bet
- The desperation can be laughable, and the pairings odd
- This is often people watching at its finest... It cannot be understated what a mess this is

Dick Dock

- The dock underneath the pool patio at the Boatslip Resort Motel (where Tea Dance is held) is known as the Dick Dock
- This is the “place of last resort” for some really scary elements of society, and a lot of unsafe behavior, drugs, etc.
- The only creatures I’ve seen come back from here look like the monster from “Goonies”
- Nobody from our group should have any reason to ever go there, but it is a fun thing to tease your friends about, and you need to at least know where it is

Ground Floor Windows

- Remember that many bedrooms are on the ground floor, close to the street, and have windows
- Ptown is very pedestrian and “the show” can be entertaining for people who see in your house from the sidewalk, and mortifying for those inside... just a heads-up

Ptown Weeks

Ptown Terminology: What you're going to need to know

Every week in Ptown has a theme, so this is what you'll hear about from people all week long

Key terms to know in Ptown

July 4th Week

- This is the most fun week, and also the best crowd of them all
- It is often called "Circuit Week," "Pretty Week," "Twink Week" or any number of things, depending on the perspective of the person
- The crowds are mostly young professionals, and it's often the cutest week of them all

Bear Week

- Bear Week normally happens directly after 4th of July Week, and is the largest bear event in the world, with Ptown overrun by hair, leather, and incredibly large men
- Tea Dance served BBQ to the bears, and it's the most profitable week for restaurants as bears eat

Fall of Saigon

- As July 4th week transitions to Bear Week, there is a rapid turnover of crowds and atmosphere
- Friday morning is all July 4th pretty boys, Saturday night is all bears – The rapid fall of the July 4th crowd and bear takeover during that ~30 hour period is known as "The Fall of Saigon"
- The nickname comes because the crowd waiting to escape looks like the famous Vietnam photo of South Vietnamese desperately clinging to try and escape via American helicopter from the incoming hordes of rebel forces... It's pretty similar
- As July 4th boys line the docks for the ferries as the bears stream off – the two crowds look at each other oddly in bars and rarely interact... It's actually really entertaining and hysterical to watch
- Because of the late calendar this year, July 4th has pushed Bear Week back a week, so the Fall of Saigon (in its purest form) may not happen again until 2016 or 2017

Carnival Week

- Ptown's (arguably) most popular week is Carnival, in mid-August
- The Carnival crowd tends to be older than the July 4th crowd, but a lot of fun, and many guys swear by this week every year – Everyone has a great time and it culminates in a huge parade
- Carnival is a mixture of all the crowds from the different weeks together

Other Weeks

- Other well-known weeks include: (self-explanatory)
- Lesbian Week
 - Gay Family Week
 - Portuguese Festival
 - Art Festival

The Beach

Ptown Terminology: What you're going to need to know

Key terms to know in Ptown

Herring Cove

- The gay beach area is known as Herring Cove, and it is the area between the lighthouse and the main beach, accessible only by a long walk
- There is a bike parking place at the edge of the trail, where you park your bike (near the Ptown Inn)

Trail of Tears and Trail of Queers and Bataan Death March

- To get to the beach itself, you have to make a really long hike, across disgusting marshes covered with prickly plants, lots of bugs and gross smells
- The long walk (15-20 min, at least), is far more painful than visitors remember, which is why most visitors only go to the beach once, and complain about the "Trail of Tears / Queers," which brings to mind the mistreatment marches of Native Americans (inappropriate, but accurate)
- The marshes are also known as a place that people go to hook up, but they are patrolled by naked, overweight, elderly men who chase around other guys to watch
- The beach is beautiful, but the march can be painful

The Beach

- Once you get to the beach, it is very peaceful – It is very quiet and very sparsely populated
- Being so far from anything, some use it as a nude beach (though technically, it's not allowed)
- As usual, the rule is that nobody naked is anybody you want to see naked
- Because of the distance to, well... anything, there are no services of any kind on the beach
- You have no bathrooms, and no access to food or drink of any kind – bring it with you
- There are also some straight beaches, but they are functionally irrelevant

The Pools

- Having been tortured at the beach once, most guys opt for the pools on other days

Pools

Ptown Terminology: What you're going to need to know

Key terms to know in Ptown

Boatslip

- The classic Ptown hang-out pool
- The Boatslip Resort Motel crams lounge chairs on its deck, literally inches apart
- Outside of the bar area, there is very little room for mingling or chatting, it can be dominated by muscled, overly tan, 40+ men laying down and cruising
- Three times a day, a grizzled, leathered, overly tan, muscled, old, angry bear comes out with a whistle and blows it, indicating that the tightly-packed beach chairs have to be turned 90 degrees, allegedly “to face the sun”
- If you defy the angry bear queen with a whistle, he will chase you down and yell at you, and you face the scorn of condescending, angry old men (suggest following the bitchy whistle at all costs)
- There is a small pool at the Boatslip, which is usually covered in a visibly thick layer of tanning oil by mid-day – it is also overcrowded and known as “man soup” – Suggest showering after swimming

Ptown Inn

- The huge pool at the Provincetown Inn (end of Commercial St) is shaped like a Pilgrim hat, and surrounded by a huge, expansive pool deck
- Beach chairs can be filled early, but are plentiful, free, and flexible – they are the nicest about it in town (the Boatslip charges high fees)
- The bartenders are beloved local characters, but can be slow – double fisting is a good idea
- Just outside of the pool is one of the nicest beaches in town, which is great for relaxing
- The hotel can have a few too many families, but the gays definitely take over

Crown & Anchor

- Crown & Anchor resort has a nice pool, which is becoming more popular for hanging out at
- This is the same pool that is surrounded by the Wave Bar later at night

Private Houses

- A few private houses have pools and host pool parties – Find them a let us know!
- Note: The two houses we tried to rent with pools were both sold to new owners who are not renting

Other Hotels

- A few of the hotels and condo buildings have small pools – Keep an eye out for fun parties

Getting Dinner and Seeing Shows

Ptown Terminology: What you're going to need to know

Making dinner plans before going out

Dinner Plans

- Herding gays to dinner in Ptown is essentially impossible
- If you're getting a group together, make a reservation, pick a number, and go – you cannot count on a huge group unless there is extensive planning beforehand

Karoo Kafe

- One of the best “cheap eats” in town is the Karoo Kafe, run by Sannette
- It serves delicious, cheap, and very healthy South African food, and is one of all our favorites
- For those in a hurry, those working on the abs, or those on a budget, it's a great find
- Lunch and dinner are both delicious

Fun shows to see in Ptown

Icons

- Icons is one of the most fun things to do in Ptown
- It's a pop star drag impersonation show and is the only drag show ever that some of our guys will even watch, but they all love it – You get wasted, then sing and dance along – it's a blast
- We will try to organize a group trip one night to see the show

Naked Boys Singing

- Ptown casts a show of “Naked Boys Singing,” but edits it down to just the fun songs
- It's cast with NYC actor boys, and a fun show to see and laugh along with

Well Strung

- Started by a former “Naked Boys Singing” star, this is a string quartet of really hot guys, who actually play some pretty good music and do shows around town

Miss Richfield

- A popular drag performer that some of the folks have loved to see (at the Crown & Anchor)

Piano Man

- Most nights, the front lounge of the Crown & Anchor is a fun piano bar

Fireworks

- The fireworks show on July 4th is really great... it's worth watching (even for the DC and NY crew)

Misc. Concerts

- Various performers do shows throughout the week, so keep your eyes peeled!
- Unfortunately, Pam Ann (the airline comedienne) is doing Carnival this year, not July 4th

Travel & Transit

Ptown Terminology: What you're going to need to know

| Key terms to know in Ptown | |
|--|---|
| Cape Air | <ul style="list-style-type: none">• The nicest way to get to Ptown is via airplane• Due to the short runways, Cape Air is the only airline flying there, with tiny, 9-seat prop planes |
| Bourne Bridge and Sagamore Bridge | <ul style="list-style-type: none">• Because of the Cape Cod Canal, all traffic enters and leaves the Cape via two very small bridges, with 1-2 lanes each way – They have been traffic problems for nearly a century• Traffic can back up for hours at busy times, so it's best to go very early (before 8 am) or very late (after 10 pm) if you want a smooth ride |
| Route 6 | <ul style="list-style-type: none">• This is the highway (sometimes a generous term) that goes from the mainland US, all the way out the Cape to the edge of the Provincetown National Seashore• It is the only driving road through the Cape• Route 6 alternates between being a legit highway, a city street, and a rural two-lane road at various points, and it is heavily patrolled by police for speeding, <u>especially in Wellfleet</u> |
| The Elbow | <ul style="list-style-type: none">• Cape Cod is shaped like an arm, flexed• The bicep area is like Hyannis, the elbow is like Chatham & Orleans, the forearm like Wellfleet, and the fist at the end is shaped like Provincetown• You'll hear this reference a lot among people who grew up in Massachusetts |
| Fast Ferry | <ul style="list-style-type: none">• There are two types of ferries: the slow ferry (which you will never use) and the fast ferry• Book your tickets through the fast ferry as soon as possible |
| South End | <ul style="list-style-type: none">• This is Boston's gay district. Compared to DC and NYC, it's kind of crummy, but can be fun for visitors, and is especially important if:<ul style="list-style-type: none">- Your ferry is late, you miss your flight, and end up staying the night in Boston- You willingly choose to come a night early, or stay an extra day in Boston(Note: Normally, we would not encourage this because of the domination of pre-Bear Week) |

The city is very easy to navigate; It runs along two main streets, from the far West End (beach) to the far East End (inner cape side)



iamprovincetown.com

The Best Map for Our Week:

For a better map of the houses, bars, fun sites, good restaurants, bad spots and advice from the past, the DC boys have compiled a map to guide us for the week, which can be found at:

<http://bit.ly/DC-Boys-Ptown-Map>

...or by clicking on:

<http://bit.ly/DC-Boys-Ptown-Map>



Download the GroupMe App for your phone, as we will use it for the trip to communicate amongst the house group

This app is common in many beach house groups, and was a big hit last year; GroupMe allows group texting, but also gives the flexibility for turning it off, turning it down, or otherwise customizing



- The GroupMe App (available for most phones) is popular in Rehoboth, and will be a key way for us to communicate
- This will let us tell each other fun parties, cool bar crowds, beach locations, or anything else we want
- It's flexible, and easy to use
- Because of cell service, it will be imperfect, but will still help us a lot to communicate amongst the group
- Once you download it, text [REDACTED] at 310-4-[REDACTED] with your name so you can be added to the group
- **Download this app to your phone ASAP (before you forget)**



Cell service has improved a great deal in recent years, but remains unreliable; make firm plans in advance, and don't ever count on cell service working



Be prepared for these cell issues:

Unreliable Cell Service

- Cell service can suck sometimes in Ptown
- The population is so small, and the data demands (lookin' at you, Grindr!) so high, that cell phones are unreliable at best, and frequently unusable in some parts of town
- It can be fine in most of town, but there is too much inconsistency for it to be relied upon like normal
- High demand and bad service is also very taxing on batteries

Delayed Text Messages

- Because of the havoc being wreaked upon the cell system, text messages are also frequently unreliable. In past years, a text message might show up instantly, or perhaps six hours later, often in jumbled order. Don't count on text messages being as effective as in the "real world"

Dead Batteries

- High demand and bad service is also very taxing on batteries
- If you have some kind of "booster" charger, you'll be very glad you brought it, especially for the beach/pool, or if you use taxing apps
- It also helps to bring a spare charger that you can lose without being in a bind

House has WiFi

- The house has high speed WiFi internet, so we will be fine from a work / email standpoint.

Make Plans in Advance

- The main issue is to make plans, make back-up plans, and accept that people will (accidently or not) fall off the face of the earth from a cell / text standpoint.
- **MAKE PLANS IN ADVANCE:** "Text me later!" may not work when you need it to

Our House

Where are we staying in Ptown? What is the house like?



We have two houses to accommodate our large group; both are very nice, and just the right middle ground in terms of good quality and fair cost

These were some of the nicest we could arrange after our original “target house” was sold and not rentable



House #1 – Herring Cove Village II (Unit 14)



Key Details:



Provincetown, MA

House #1 – More views



House #2 – [REDACTED]



Key Details:



Provincetown, MA



House #2 – More views



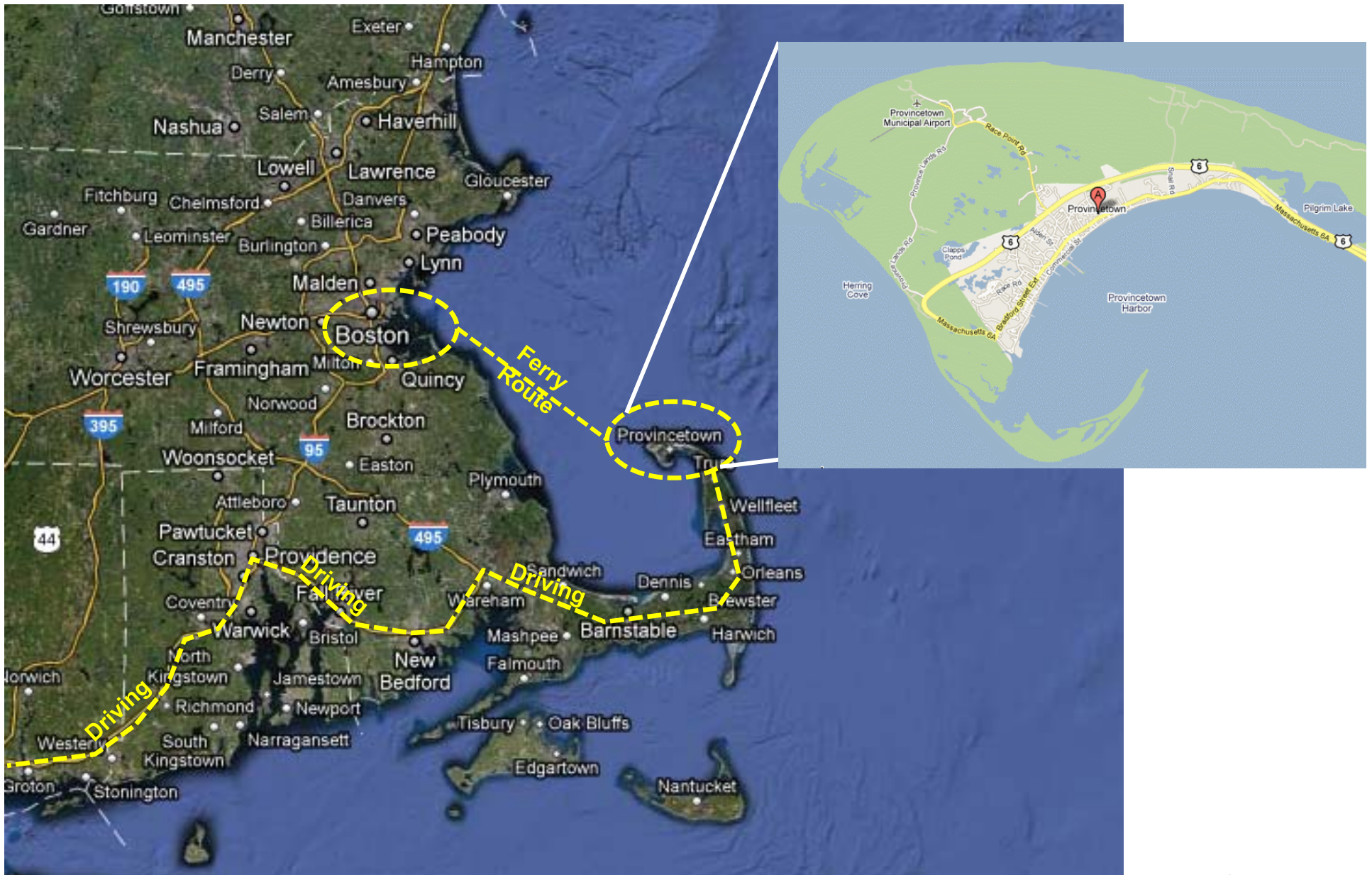
Getting There

How am I going to get to Provincetown?



Where is it?

Provincetown is at the very edge of Cape Cod, facing the Massachusetts Bay, the gay beach is at the very, very inner tip of the Cape, near the lighthouse




You can arrive in Ptown via air / rail / ferry, or by car despite the traffic

Most of the DC boys fly to Boston and take the ferry; New York boys mostly arrive via rail or air, then ferry, though there are also some group charter buses departing NYC; Some housemates will be driving

Travel options

How to plan



BY AIR: Fly into Boston Logan Airport (BOS), planning at least a few hours between your flight arrival and your ferry time. Remember that Boston flights are often late, and you need a buffer because the ferries will be sold out well in advance of the holiday week, so you could be in trouble if you miss your ferry. Once you land, you can take a taxi (or the subway, but I suggest a taxi) to the ferry terminal. Note: You can also fly straight to Ptown on Cape Air, but it can be more expensive and less convenient... If you're flying, it's worth considering, though (The DC group suggests the 2 pm Saturday inbound, and 4 pm Saturday outbound)
Remember: Factor in the cost of checking a bag or two, because you will need it for your clothes and supplies (which will not fit in TSA-compliant bottles)



BY TRAIN: Amtrak trains arrive into Boston's South Station. While more reliable than planes time-wise, trains can also be late, so give yourself a comfortable buffer time to make sure that you can get to your ferry. Once you land, you can take a taxi (or the subway, but I suggest a taxi) to the ferry terminal



BY CAR: You can drive to Provincetown, but I suggest doing it only in the very early morning, or very late at night, because Cape Cod traffic is one of the most horrific things you will ever experience. On a holiday weekend, the 90 min trip around the Cape can take over six hours if traffic is bad. Backups for the bridges to even enter the Cape can go on for miles and miles. Plan on crossing the bridge either very early or very late to avoid the chaos



Travel via car can be rough due to horrific traffic conditions during busy holiday weekends on only road going out to the end of Cape Cod (actual Cape Cod bridge photo)



If you arrive via air or rail, you will need to take a ferry to Ptown

Because you need ferry tickets, you should book them quickly, Once you book your flights, book your ferry tickets before they sell out

Be careful to leave enough time to get to / from Boston Logan airport, and to get back from the ferry on Saturday before leaving – It may be 1-2 hours late if crowds are bad

Two companies run ferries to Provincetown:

~\$85

Round trip

www.provincetownfastferry.com

“The first, fastest and most luxurious 90 minute fast ferry from Boston to P-town. Service amenities include: no fee online ticketing with dockside check in, concierge, satellite TV, full bar, cushioned seats, climate control.”

~\$85

Round trip

www.bostonharborcruises.com

“Contemporary, fast, catamaran & traditional ferry service. Luggage storage, no fee online ticketing, dockside check-in, best option to/from Logan Airport, on the Silver Line, direct water taxi service “

Advice for Newbies

- Look at both companies, and make your decision based on their amenities and offerings
- The ferry companies have transfer options to/from Logan Airport that may (or may not) work out for you, but look into them and see if you can cut down hassle
- Be sure to book on the “fast ferry” – Do not book on a “slow,” 3 hour ferry ride (trust us!)
- The party starts when you get on the ferry, so be ready to meet new friends and mingle!
- If you’re not buzzed on arrival... you’re not doing it right!
- Note: There can be special Groupon or Living Social deals for some of the ferries that are even cheaper, but be careful to check for blackout dates
- **The DC group recommends arriving on the 2 pm ferry, and departing on the 4 pm ferry**
- If all hell breaks loose with ferries or the airport, you may have to spend the night in Boston... Oh well. Find friends with Starwood points or who live there

Packing

OK... What do I need to bring on this fun misadventure?



Be prepared for many “Costume Changes” throughout the day; A day in Ptown requires more outfits than any normal vacation would need

A typical day’s wardrobe needs:

1 Morning Hang Out

- As you wake up, you will toss on a t-shirt / tank top, gym shorts, etc. for hanging out, possibly nicer if you’re walking down to Commercial Street for coffee or breakfast
- This will overlap with grabbing lunch or hanging out on Commercial Street

2 Morning Work Out

- If you’re working out in the morning, you’ll need suitable attire, remembering that it’s not just fitness, but you’re seeing everyone you know there in the process

3 Beach & Pool

- You’ll want a tank top or tight shirt, some “appropriate” shorts, probably some inappropriately short shorts, and likely a squarecut / trunk / speedo swimsuit, too... and you don’t want to keep repeating them over and over during the trip, so you’ll want a couple
- **Warning:** You do not want to bring traditional, frat bro style boardshorts... for more conservative (boring!) shorts, check out the P&R or the Sundek trunks either online or at Tagg / Universal Gear / etc.

4 Shopping & Tea Dance

- For mingling about town and Tea Dance, you’ll need casual preppy summery clothes

5 Going Out

- Finally, you’ll be wearing “going out” clothes at night (OK, well at least lots of tank tops and tight shorts... ha)

Because of all the things that go on during the day in Provincetown, you will want to pack a lot more than you would on a normal vacation.

Don’t be afraid to check a bag or two, but make sure it rolls easily through the town streets between the ferry and the house... don’t overburden yourself with shoulder straps

To support your “Costume Change” and other needs, be prepared to bring enough with you in your bags; prices are very high locally for “normal” items

Provincetown Packing List

Prices on everything are really high in Provincetown (sunscreen is \$5 at Walmart, or \$15 in Ptown), so bring everything you can with you, rather than buying it there

Don’t be afraid to check a bag, especially since products (and adult product needs) tend to be more than the TSA-allowed 3 oz (or 100ml)

| Bring it... or you’ll buy it | | ...if you’re driving a car to Ptown: |
|--|-------------------------|--------------------------------------|
| • Going out clothes | • Skanky swimwear | • Cooler |
| • Beach clothes | • Adult needs of choice | • Backpack beach chair |
| • Workout clothes | • Sunscreen (lots) | • Adult beverages |
| • Email device(s) | • Sunglasses | • Snacks |
| • Gym shoes | • Flip flops | • Bike |
| • Fun shoes | • Beach towel | • Bike lock |
| • Cell phone charger | • Bath towel | • More beach towels |
| • Raincoat / umbrella (check weather beforehand) | | • iPod dock |
| • Bug spray (You’ll want it!) | | |
| • Medicine / vitamins | • iPod & headphones | |
| • Ear plugs (in case you want to sleep & it’s noisy) | | |
| • Suitcase lock (for valuables, just in case) | | |
| • Headache medicine for post-hangover recovery | | |

Ptown is a remarkably safe place; Nonetheless, everyone needs to think about the safety of the house, and of their personal valuables

Personal Security & Safety Tips

Prevention

- Always lock your bicycle. Always, always, always
- Keep the house locked
- Do not allow random strangers to enter the house – It's OK to question people (even though they're most likely there with somebody)
- If you see someone who doesn't belong, openly ask who they are
- Don't bring unnecessary valuables on the trip
- Hide any valuables in your room in case of thieves
- Use a lock on your suitcase, and a lock on your laptop
- **Put your cell phone in a case, and use a screen protector!** ...we live in an era where phone drops/bumps are so routine that not doing this shows you to be an idiot, who is responsible over the person who accidentally bumped you, not their fault when it fell and broke
- Don't use your phone in the ocean / hot tub / pools / etc. (We lost one last year)
- **Hide your cash**

Mitigation

- Make sure any valuables are covered by your insurance policies (renters / homeowners / AmEx / etc)
- Know how to get a hold of your insurance company in case of emergency
- Always carry your health insurance card on you
- Have a list of all credit cards and important documents, including numbers and replacement information (or copies of front/back) to keep in a safe place
- Take stock of what you have with you, and ask "What would I do if any or all of this was lost / stolen / ruined?" and prepare for that in advance
- Know your company policies on losing cell phones, laptops, etc.
- Be prepared – FedEx usually takes at least one extra day on the cape, and delivery times are unreliable

Tips

- Keep a second wallet hidden in a safe place, with at least one "back up" credit cards
 - Bring two legal IDs (if you have them), in case you lose yours (Passport, Global Entry card, etc.)
 - Take care of your phone – There is no AT&T or Verizon store in Ptown
-

Bring enough cash with you; ATMs are few and far between, run out of money, and have long lines

- There are only a few ATMs in town (and they're far from our houses)
- ATMs have long lines, especially during "key" times
- Bars can have very long lines (especially at the pools), and restaurants don't like to split checks
- ATMs often run out of cash, especially around the actual July 4th holiday, which coincides with the end of the week (when you'd need it most)
- **BEST PRACTICE TIP:** PayPal or Venmo can be very easy alternatives for settling accounts between friends, which is a lot easier than settling them between vendors
- **Be careful to safeguard (and hide) your cash!**



House Rules

How do we keep at least a tiny bit of order in this madness?



**Our group has established a basic set of guiding principles for the trip;
If we follow these guiding principles, we will have a great time and no issues**

Our Group Guiding Principles:

- Everyone is here to have FUN, and will do so in a communal environment that respects everyone. The goal for everyone is to have a great time, to enjoy the house as much as possible, to contribute your fair share and to do nothing to impede the enjoyment of others.
- We will have a variety of options for things to do (dinners, shows, bar nights, dancing, beach, etc.). We will do our best to communicate them to each other. Everyone is welcome to attend everything, but nobody is expected to or required to attend anything. Our goal is free flowing, relaxing fun at everyone's own pace, and everyone should openly communicate; no passive-aggressive baloney
- We treat the house like we would treat a friend or family member's house, with full respect to ensure that it is well taken care of, everyone's belongings are protected and respected, nothing is lost or damaged, we leave it cleaner than we found it, and we fully respect our neighbors
- The house is for our group, and your room is for you (and your roommate). Any arrangements for "special guests" must be OK with and coordinated as necessary with and OK with roommate(s)
- Respect roommates, neighbors, and sleeping. Don't wake people up by being obnoxious or loud, but also understand that Ptown is definitely not a silent library reading room
- For a variety of reasons (personal preference, security clearances, legal concerns, etc.), openly possessing or using drugs in the house places everyone at risk. If you want to use them, use them discreetly or elsewhere... especially if they leave a "smoky" smell that can get us in trouble with the house
- **At no point should we engage in behavior that brings issues with law enforcement**

Our group has established basic expectations of group behavior that we expect everyone to follow in order to make sure we all have our own fun

Our House Expectations

Cleaning

- Keep the house clean – treat the house as if we are guests
- If you dirty it, clean it up then, rather than wait until later (especially kitchen areas)
- Use and empty the dishwasher continuously
- Gather and dispose of trash promptly
- Laundry facilities are available, please regularly wash towels as needed
- Keep your own possessions in your room / your area – This helps keep the house orderly for all

Security

- Make an effort to keep the house locked to the extent possible
- Watch for strangers and look out for each other
- Everyone is responsible for their own items – We suggest a locking suitcase to store valuables,
- Tip: We suggest bringing spare credit cards and passport (securely stored) in case of a lost or stolen wallet, which would make the vacation (and travel home) very difficult)

Guests

- The house is primarily for our group – Guests are not to become residents
- Any overnight guests must be pre-cleared with your roommate(s) – It is up to you to work this out, or else find another place for any friendly liaisons
- The Rehoboth rule of “have your own bed” applies – Overnight guests are fine for “fun,” but our house is not to be their primary residence. If your twink is bringing a bag and a toothbrush, they’re paying for a share. That makes it fair for all

Food & Drinks


- In each house, everyone should jointly contribute to stocking food and drinks, and can coordinate together as needed
- In general, food and drinks are communal for the house – Mark them (or hide in your room) if something is specially saved for you
- We will buy a bunch of “group” food a drinks for the house, but we will certainly need to make more runs (especially for drinks... ha)

Special Advice

- Ptown is a wonderful, but sketchy (sometimes in a good way!) town – Be very careful, and always use protection (We mean it... seriously... you cannot be too careful with anything you do)
- If you need help, or have a problem, reach out... We are a house family and here to help

Finances

What will this really cost me? How do I pay for it all?



We use PayPal to cover our house expenses, using its “personal” options, and you need to promptly send any outstanding house bills ASAP

PayPal provides us with a standardized, reliable, safe, common interface for paying our house bills; it also allows for an easily auditable trail to make sure that no payments are “missing,” though checks can be sent to Tony on a one-off basis as needed for special circumstances

The screenshot shows the PayPal website's 'Send Money' page. The PayPal logo is circled in red and labeled with a '1'. The 'Send Money' menu item is circled in red and labeled with a '2'. The 'To' field, containing a redacted email address, is circled in red and labeled with a '3'. The 'Amount' field, containing '500.00', is circled in red and labeled with a '4'. The 'Personal' tab is selected and circled in red, labeled with a '5'. The 'Living expense' radio button is selected and circled in red, labeled with a '6'. A 'Continue' button is visible at the bottom of the form.

How to use the PayPal System

1. Create a PayPal account. The methods of paying are up to you, but different options have different (or zero!) fees attached. Defer to you.
2. Click “Send Money” to ...well... to send money
3. Send it to Tony via his [REDACTED]@gmail.com address
4. Enter the amount due. The Deposit is \$500 even, and the second payment varies by person, sent in email.

Note: If you have chosen a PayPal option with fees, those fees are up to you to absorb, since it's your choice, and they have options without fees. (Or make arrangements with Tony to send a check)

5. Be sure to click “Personal.” This is important, and it makes it easier and cheaper for all involved.
6. Choose Living Expense (or something similar), and send the money for the expenses

Remember that the house isn't the only thing you have to pay for in Ptown, so we want you to have context on what to expect

Financial Overview

What to think about in planning for trip budgeting

House Fees

- House fees are explained on other pages
- In addition to the actual rental costs, we have to pay:
 - A security deposit, which is refunded to you after no damage to the house
 - A \$40 supplies fee (reduced from last year), which we will use for essential supplies (like toilet paper, paper towels, cups, etc.) and fun supplies (like booze) that can be communally shared in the house

Final Payments

- Final payments for the house (you will get an email with your total, as rooms are assigned) is due to Tony via PayPal ([REDACTED]@gmail.com) or check by June 15. If paying by check, it must be delivered to me beforehand
- If you haven't paid, you risk losing your slot, which would be stupid... ha
- Having contracted for a \$8K in rent, I have to be a stickler about this! ...sorry about that

Travel

- Travel costs are up to you and will vary by arrangements
- Remember to include the cost of ferry or parking (though our houses have a few slots)

Food & Drinks

- Food is pricey if you eat out a lot
- Drinks are expensive, so pregameing is always supported (and a good idea!)

Bikes

- **You want to rent a bike... trust us on this!**
- **Bike rental is not a corner that you want to cut... We promise! (or bring your own)**

Clothes

- Ptown is one of the best places to buy "very gay" clothing
- Warning: Most of what you buy will seem highly appropriate (and it is!) in Ptown, but may not be quite as appropriate once you get to normal, mixed company back in the "real world"

Bikes are the best -and only- way to get around town; call to reserve yours ASAP, or plan to bring one with you for the week if driving

CALL AND RESERVE YOUR BIKE ASAP, AS THEY SELL OUT FAST

- Everyone in Provincetown rides around on rented (or their own!) bikes
- It's the only way to the beach, to the gym, to the market, to the liquor store, or anywhere else that's not "right there."
- If you don't get one, when you change your mind (and you will!) they are rarely available, and cost twice as much



Bike Shops to call:

- Arnold's Bikes: (508) 487-0844
- Ptown Bikes: (508) 487-8735
- Gale Force Bikes: (508) 487-4849
- Ball Bikes: (508) 487-3000

Bike Rental Options: (*\$ from one shop / will vary*)

Beach cruiser

\$69
weekly

The most basic bike for getting around town. It is for town riding, and probably not well suited for trails, long rides or workouts

Mountain Bike

\$89
weekly

An easy to ride bike that will also let you go riding through the trails and enjoy a decent ride or workout

Road Bike

The fastest (and nicest) bikes they rent, which can go on roads, through the forests / trails, and let you do serious workouts

\$140
weekly

- They rent Cannondale Synapse 5 bikes with Shimano 105 components, and a pre-mounted speed/distance computer
- You can bring your own shoes/pedals if you want to make it more like home
- Let them know your bike size (in cm) ASAP if you want one

We want to provide some group transparency to the budgeting process that we use in planning the trip, so that there are no questions

For the accountants in the group (and newcomers), we offer a little context on how the group process works

Private, Voluntary Group Trip

Context:

- At the end of the day, our process is a private, voluntary, collective one... and we are here for fun!!!
- Those invited are free to join, or not to join, but nobody is forced to join
- It is not a public invitation process, and some of our core group chooses who is invited to be a part

Varying Rates

- Based on what we know about the houses (mostly from pictures, reviews and descriptions, since none of us have been to them in person yet!), we allocate the cost of the houses among the room “slots” in as fair a distribution as we can come up with, so that everyone is paying “their share”
- These are not always perfect, but we do the best that we can

The Ptown Way

- We know that Ptown is about the experience, not the cost
- Every property in the city is old, ill-kempt, tacky, has a funky smell, and is grossly overpriced (or else nearly impossible to get!) ...We all know that is part of the deal, but we love it anyway!
- We work to try and get the best houses we can

Additional Community and House Costs

- Landlords add in surplus charges (cleaning fees, admin fees, etc.) which we absorb into the rental costs
- In addition to the regular costs, we collect a small fee that is used to “outfit” the house with key essentials (toilet paper, soap, cups, snacks, some drinks, cleaning supplies, etc.) that we will need during the week
- Everyone also (as is normal) contributes towards a refundable security deposit, which we expect back

Small Financier Discounts

- A few members of the group put up many thousands of dollars, out of their pockets, months ago, which financed initial deposits, secured leases, and let us commit to everything
- For having taken the great personal financial risk, they get a little bit of discount (but a lot less than you might think, or frankly than they probably deserve, given the risk that they take)

“Fire Sale to Fire Water” Reserve

- On the off-chance that there is a problem, we build a couple hundred dollar overage into the overall budget to accommodate a problem, or to absorb the shock of reselling a “fire sale” a spot at the last minute
- Thus, “adding” up all of our individual payments total shows that slight surplus to the total cost (but not much!)
- We take this extra money and spend it on food and drinks for the house (“Fire water”) once all is collected
- **Last year, this helped keep everyone drinking for free at home throughout the week**

