



**DETROIT  
Food  
Metrics  
Report  
2017**

## **DETROIT FOOD METRICS REPORT**

This report provides a snapshot of data and information on Detroit's food system as well as trends over time. The report includes a broad range of programs and initiatives that local organizations, the Detroit Food Policy Council, and the City of Detroit are undertaking to address food insecurity, increase healthy food access and awareness, and support a more sustainable and just food system.

### **SUGGESTED CITATION**

Hill, Alex B. and Amy Kuras. Detroit Food Metrics Report 2017. *Detroit Food Policy Council and Detroit Health Department* (2017).

## TABLE OF CONTENTS

---

### INTRODUCTION

The Detroit food system is garnering buzz nationally and locally - urban farms, farm-to-table restaurants, and big chain retail grocers are spurring media coverage, sparking insightful conversation, and drawing consumer, investor, and foundation funding. Among all the excitement is the risk that the new will overshadow the persistent inequity and food access issues faced by many Detroiters.

Detroit has the chance to show how a growing food system can benefit everyone as long as we keep equity at the center of our work.

- 1. Understanding the Food & Health Connection** 8
- 2. Increasing Healthy Food Access & Awareness** 12
- 3. Addressing Emergency Food & Insecurity** 18
- 4. Supporting Sustainable Food Purchasing and Production** 24
- 5. Fostering Opportunity & Economic Mobility with Food** 30



Image adapted from Rust2Green Food System Diagram.

## FOOD SYSTEMS

A food system is everything from field to fork and back again.

There are many important steps along the way that are typically unseen, such as the manufacturing and application of farm inputs (fertilizers, pesticides, seeds), the processing and packaging of food products, and the management of food waste. The food system also includes both the human actors and the natural resources needed to keep it moving.

A healthy and sustainable food system encompasses the goals of social equity and human health, economic vitality, and environmental health. A sustainable food system exists when production, processing, distribution, access, consumption, and waste management are integrated and these practices improve or maintain natural resources, are just and accessible, and support the resilience of local communities and economies.

In Detroit, there are many different stakeholders within each food sector.

---

## FOOD & HEALTH

Detroit Health Department (DHD)  
Women, Infants, and Children (WIC)  
Healthy Food in Healthcare Workgroup  
Fresh Prescription Program  
Generations with Promise  
National Kidney Foundation of Michigan  
Detroit Parks and Recreation  
Department (DPRD)  
Detroit Economic Growth Corporation  
(DEGC)

---

## FOOD SECURITY

United Way of Southeastern Michigan  
(UWSEM)  
Gleaners Community Food Bank  
Forgotten Harvest  
Double Up Food Bucks  
Capuchin Soup Kitchen

---

## FOOD ACCESS & AWARENESS

Detroit Food Policy Council (DFPC)  
Detroit Food and Fitness Collaborative  
(DFFC)  
Cooking Matters  
Meet Up and Eat Up  
Eastern Market Corporation (EMC)  
Detroit Community Markets (DCM)  
Fair Food Network (FFN)  
Detroit Independent Grocers  
Supplemental Nutrition Assistance  
Program (SNAP)  
Associated Food and Petroleum Dealers  
(AFPD)  
Spartan Nash  
Peaches & Greens  
Fresh Corner Cafe - Pop-up Markets  
Office of School Nutrition (DPSCD)  
Focus:HOPE  
Green Grocer Project

---

## FOOD PRODUCTION

Keep Growing Detroit (KGD)  
Detroit Black Community Food Security  
Network (DBCFSN)  
City Commons  
Drew Farm  
Grown in Detroit Cooperative  
Oakland Avenue Farm  
Rising Pheasant Farms  
Brother Nature Produce

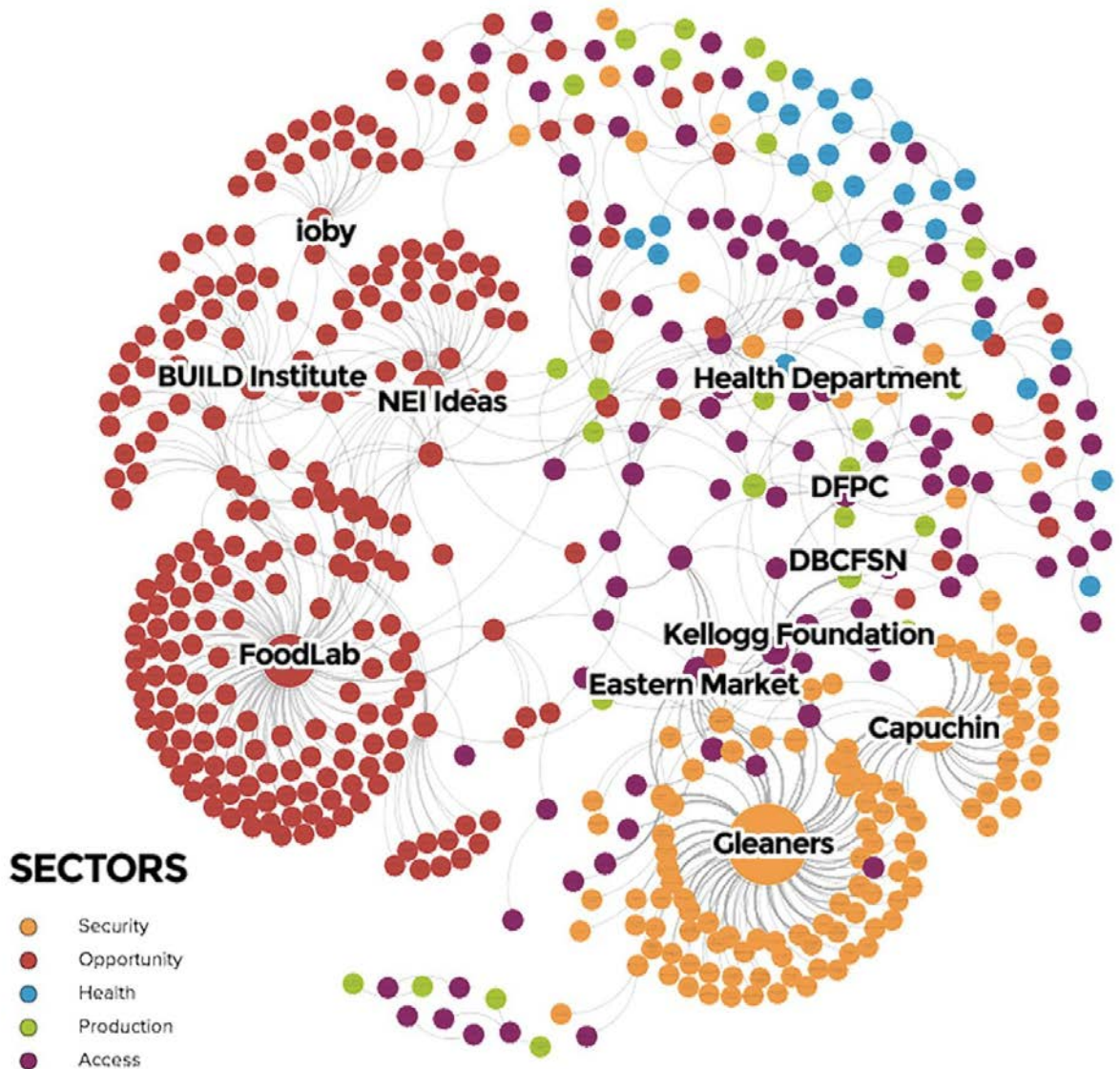
---

## FOOD OPPORTUNITY

FoodLab  
BUILD Institute  
Food Warriors  
Good Food Ambassadors  
Youth Growing Detroit  
Detroit Food Academy

## TIMELINE: DETROIT FOOD POLICY

- 2006** Detroit Black Community Food Security Network (DBCFSN) drafts **Food Security Policy**
- 2008** Detroit Public Schools (DPS) brings school nutrition in-house to improve quality
- 2009** Detroit Food Policy Council (DFPC) forms after City Council adopts the DBCFSN **Food Security Policy**
- 2012** DPS launches **Farm-to-School** program
- 2013** Urban Agriculture Ordinance adopted by City Council
- 2014** DPS launches **Detroit School Garden Collaborative** with Greening of Detroit, UWSEM, MSU Extension, and other partners
- 2016** **Food Security Policy** updated by DFPC through community outreach and engagement efforts  
Internal Food Policy Workgroup formed (City of Detroit, Office of Sustainability)
- 2017** Health Department creates **Food Access Program Manager** position to coordinate activities



---

## BY THE NUMBERS

**~30k**

people without access  
to a full-line grocer<sup>1</sup>

**48%**

of households  
food insecure<sup>3</sup>

**40%**

of households using  
SNAP<sup>5</sup>

**74**

full-line grocery  
stores<sup>2</sup>

**19%**

of children enrolled  
in WIC<sup>4</sup>

**18%**

SNAP eligible  
households  
not enrolled<sup>6</sup>

---

<sup>1</sup> Detroit Food Map Initiative. based on Census Bureau, ACS 2015 5-year estimates.

<sup>2</sup> Detroit Food Map Initiative (2017). <http://detroitfoodmap.com>

---

<sup>3</sup> Allard, Scott W., Maria V. Wathen, H. Luke Shaefer, and Sandra K. Danziger. "Neighborhood Food Infrastructure and Food Security in Metropolitan Detroit." *Journal of Consumer Affairs* (2017).

<sup>4</sup> Detroit Health Department, WIC Program

---

<sup>5</sup> Census Bureau, ACS 2015 5-year estimates.

**75%**

of produce from  
Drew Farm into  
school cafeterias<sup>6</sup>

**432**

community  
gardens<sup>8</sup>

**17**

farmers markets  
and farm stands<sup>10</sup>

**36,000**

jobs in food system<sup>7</sup>

**\$178M**

annual loss in  
grocery retail  
revenue in Detroit<sup>9</sup>

**\$3.7B**

total annual  
revenue from the  
food system<sup>8</sup>

---

<sup>6</sup> DPSCD, Office of School Nutrition

<sup>7</sup> Economic Analysis of the Detroit Food System. Detroit Food & Fitness Collaborative (2014).

---

<sup>8</sup> Keep Growing Detroit, Annual Report (2016).

<sup>9</sup> Detroit Economic Growth Corporation. Green Grocer Project (2016).

---

<sup>10</sup> Eastern Market, Detroit Community Markets (2017).



# 1. Understanding the Food & Health Connection

## HEALTH

It is no wonder that the food we eat impacts our day-to-day health and well-being. Food provides our minds and bodies with the fuel to think, move, and play.

### A Healthier City Begins with Food!

Physical environments, neighborhoods, and cities are often the focus for improving food access, but complicated social and service environments have the greatest impact on our health.<sup>11</sup> One of the most important aspects of a healthy food system is good paying jobs. A preliminary study of food consumption behavior found that family income rather than location was a primary driver for eating more fresh produce.<sup>12</sup>

WHAT GOES INTO YOUR HEALTH?



### Health Behaviors



### Physical Environment



### Socioeconomic Factors



### Health Care



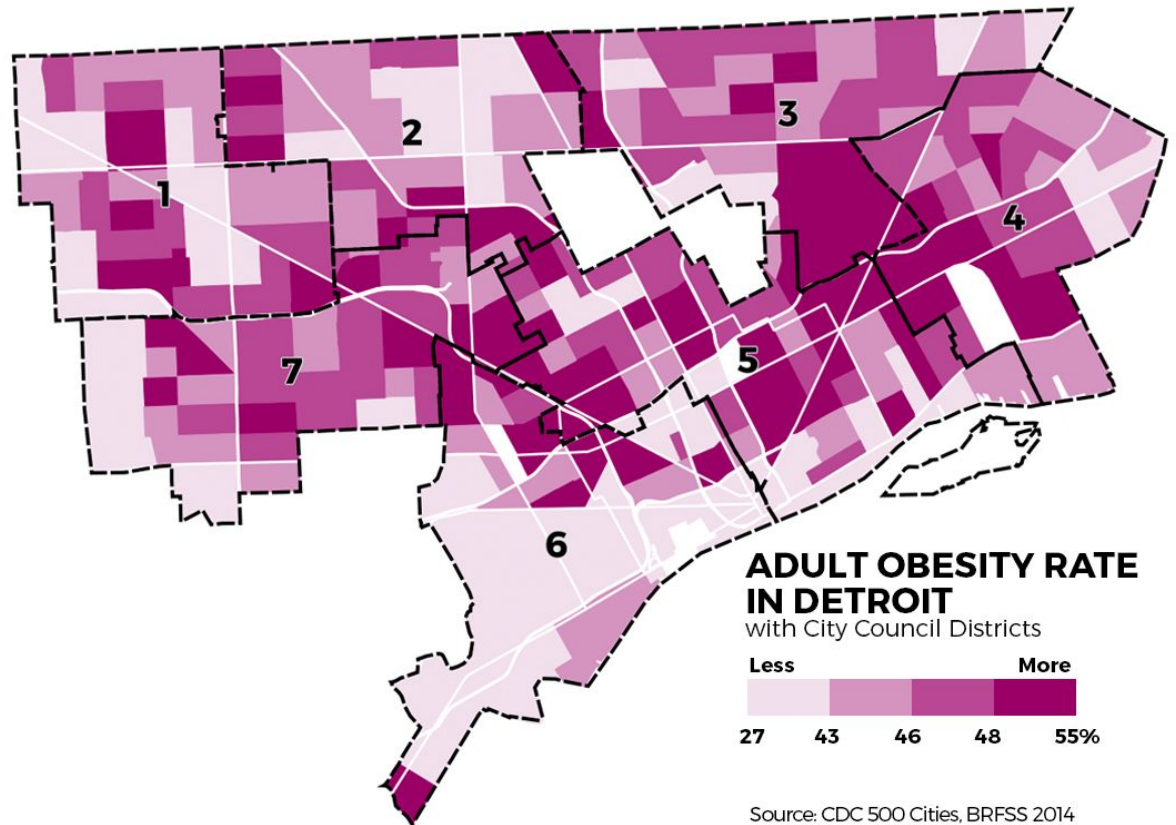
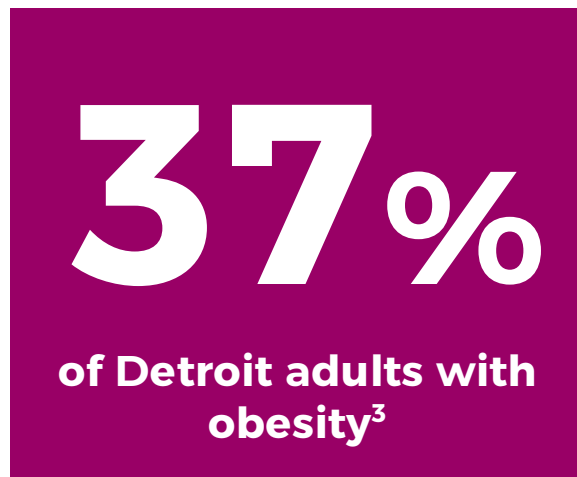
SOURCE: Adapted from the Bridgespan Group, Institute for Clinical Systems Improvement. Going Beyond Clinical Walls: Solving Complex Problems (October 2014).

<sup>11</sup> Darmon, Nicole, and Adam Drewnowski. "Contribution of food prices and diet cost to socioeconomic disparities in diet quality and health: a systematic review and analysis." *Nutrition reviews* 73, no. 10 (2015): 643-660.

<sup>12</sup> Hill, Alex B., and Sylvie Naar-King. "Fruit and Vegetable Availability, Quality, & Consumption in Detroit's Food Desert among African American Adolescents with Obesity." Poster presented at the Annual Meeting of the American Public Health Association (APHA), New Orleans, LA (2014).

## CHRONIC DISEASE

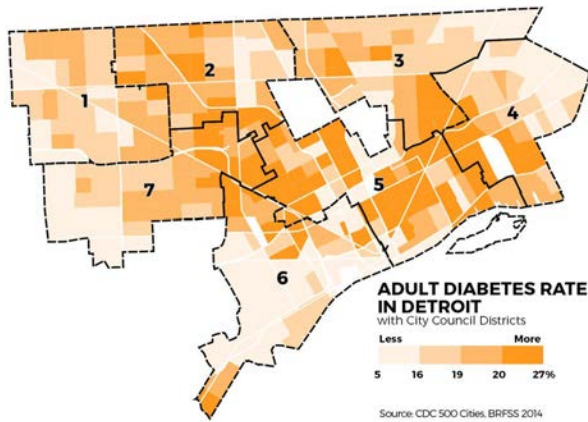
In the 2013-2015 Michigan Behavioral Risk Factor Survey (BRFSS) 3-year averages, Detroit ranked second in the state with **36.8%**<sup>13</sup> of the adult population with obesity. Detroit's obesity rate also ranked highest among other large metropolitan areas.<sup>14</sup> The city has some of the highest rates in the country for chronic disease, appearing in the top 10 out of 500 cities for obesity (**#2**), heart disease (**#10**), and diabetes (**#2**).<sup>15</sup>



<sup>13</sup> Fussman, Chris. 2013-2015 Michigan BRFSS Regional & Local Health Department Estimates. MDHHS (2016). [http://www.michigan.gov/documents/mdhhs/2013-2015\\_MIBRFSS\\_Reg\\_LHD\\_Tables\\_9.16.16\\_535671\\_7.pdf](http://www.michigan.gov/documents/mdhhs/2013-2015_MIBRFSS_Reg_LHD_Tables_9.16.16_535671_7.pdf)

<sup>14</sup> NACCHO. Big Cities Health Coalition. <http://bigcitieshealth.org>

<sup>15</sup> CDC. 500 Cities Project. <http://cdc.gov/500cities>



**14%**  
of Detroit adults told they have diabetes<sup>3</sup>

## DIET-RELATED DEATHS

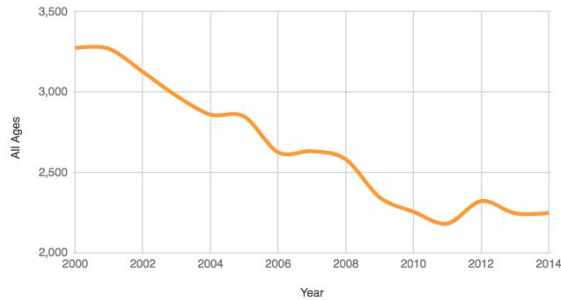
Health conditions and diseases like obesity, diabetes, and heart disease can lead to health complications and untimely death. The disastrous impact of poor diet on our health is widely known, and yet still underestimated. Four of the top ten leading causes of death in the United States can be linked to poor diet: heart disease, cancer, stroke, and diabetes. In 2014 alone, heart disease killed **633,842** Americans.<sup>16</sup> Diets that are high in sugar, trans fats, and preservatives put strain on the heart, liver, kidneys, colon, and can cause system-wide inflammatory responses that are detrimental to long-term health.

Americans need access to nutritious foods, but they also need education on making the right choices. That is why food policy is so important and the collaborators who work to improve systems and impact communities play a critical role.

<sup>16</sup> National Center for Health Statistics. Centers for Disease Control and Prevention (2017). <https://www.cdc.gov/nchs/fastats/deaths.htm>.

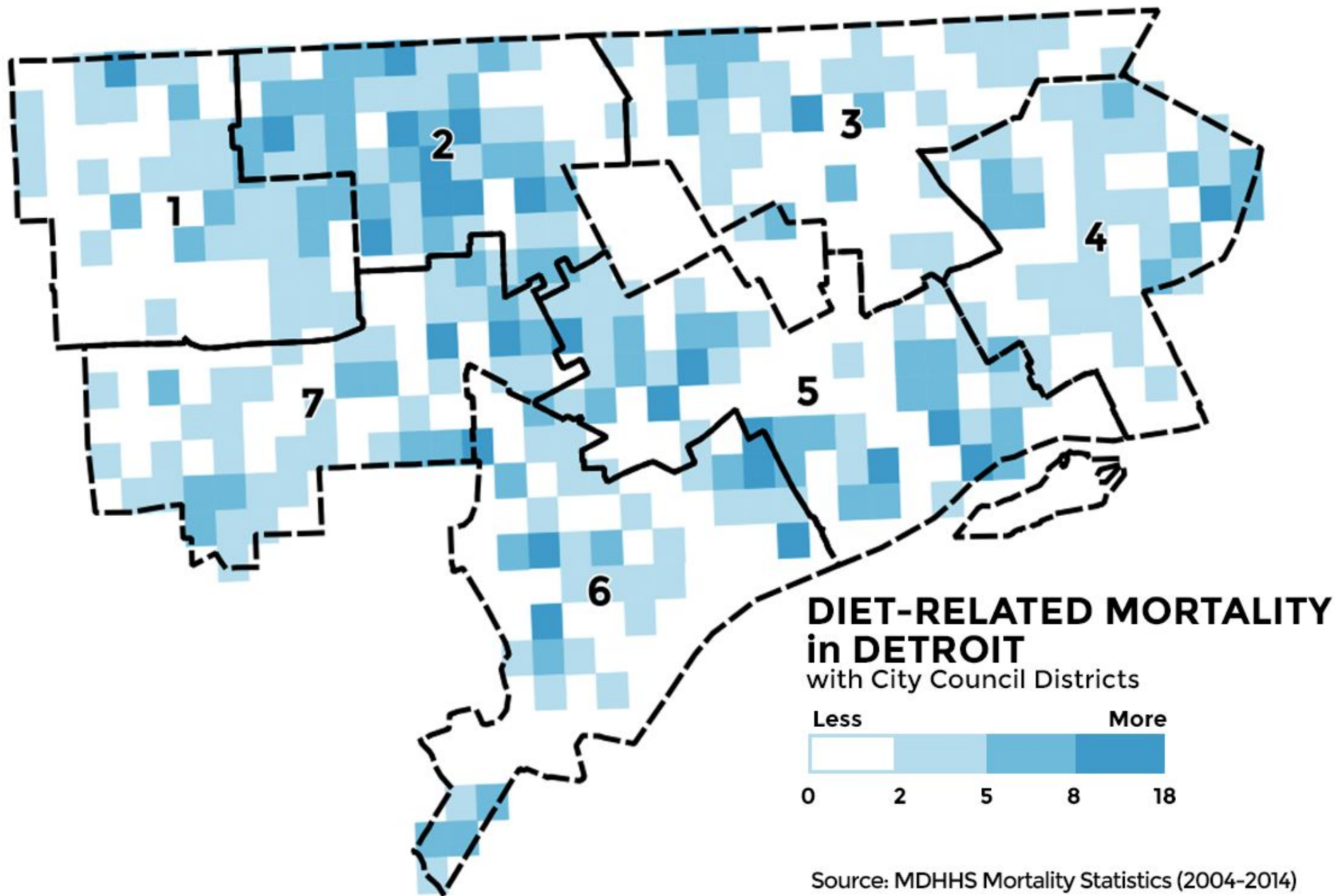
**“Poor diet generates a bigger non-communicable disease (NCD) burden than tobacco, alcohol, and physical activity combined.”<sup>17</sup>**

## HEART DISEASE MORTALITY IN DETROIT 2000 - 2014<sup>18</sup>



<sup>17</sup> Hyseni, L., M. Atkinson, H. Bromley, L. Orton, F. Lloyd-Williams, R. McGill, and S. Capewell. "The effects of policy actions to improve population dietary patterns and prevent diet-related non-communicable diseases: scoping review." *European Journal of Clinical Nutrition* 71, no. 6 (2017): 694.

<sup>18</sup> MDHHS Vital Statistics (2015).



# 2.

## Increasing Healthy Food Access & Awareness

---

### HEALTHY FOOD ACCESS

As early as 2004, research conducted in Detroit labeled the city a food desert.<sup>19</sup> The official designation of “food desert” is determined by the USDA as part of the Healthy Food Financing Initiative (HFFI)<sup>20</sup> and includes low-income areas as determined by the New Market Tax Credits (NMTC).<sup>21</sup>

The areas of Detroit designated as “food deserts” are few, but have expanded between 2010 and 2015 to include more areas of the city that have had grocery store closings. Urban areas that have more than 20% of residents in poverty and don’t have a grocery store within a one-mile radius are given the “food desert” label. However, the increase in “food desert” areas didn’t account for the opening of a 2nd Meijer store on Grand River Ave. or the reopening of Parkway Foods on E. Jefferson Ave.

---

<sup>19</sup> Pothukuchi, Kami, and Brian Thomas. "Food deserts and access to retail grocery in inner cities." *Community New & Views* 17, no. 1 (2004): 6-7.

<sup>20</sup> Healthy Food Financing Initiative.  
<https://www.acf.hhs.gov/ocs/programs/community-economic-development/healthy-food-financing>

<sup>21</sup> New Market Tax Credits.  
<https://www.cdfifund.gov/programs-training/Programs/new-markets-tax-credit/Pages/default.aspx>

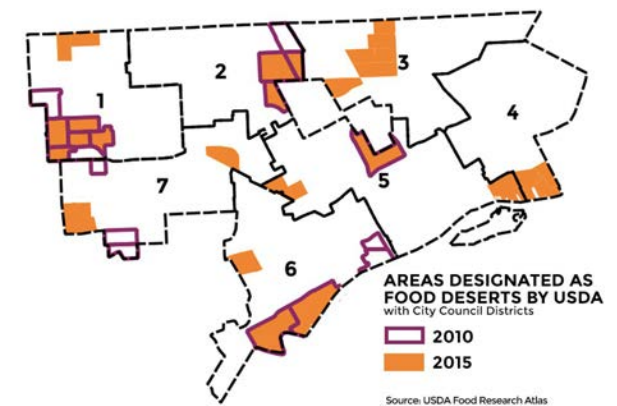
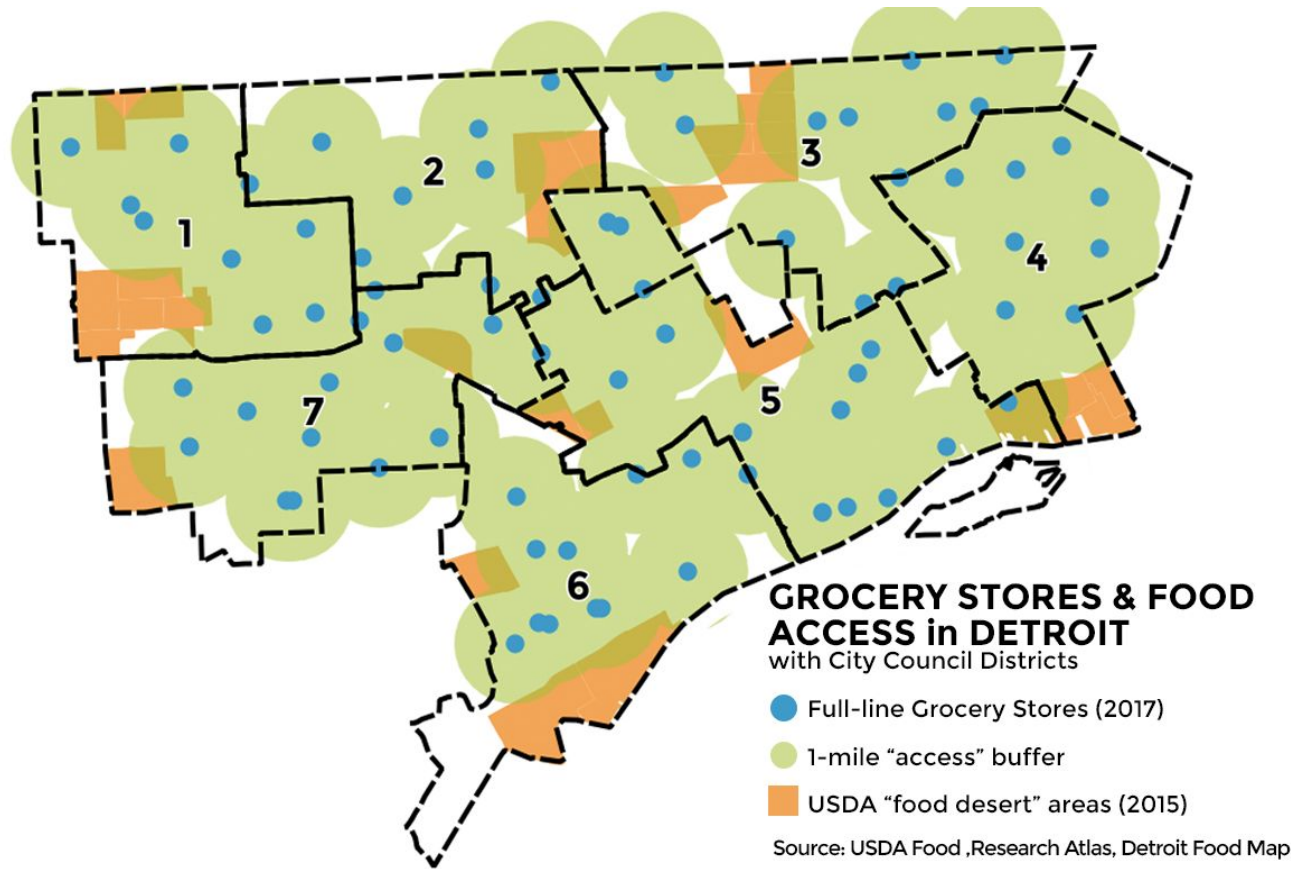
Despite these designations, the majority of Detroit is not a geographic “food desert” as much as it is an “opportunity desert” where income, time, and transportation exacerbate lack of access to good food for health and nutrition.



While the “food desert” data is flawed, it is the standard by which the Federal government and, specifically, the USDA issues funding and incentives for various food programs and policies.

---

<sup>22</sup> Fussman, Chris. 2013-2015 Michigan BRFSS Regional & Local Health Department Estimates. MDHHS (2016).  
[http://www.michigan.gov/documents/mdhhs/2013-2015\\_MiBRFSS\\_Reg\\_\\_LHD\\_Tables\\_9.16.16\\_535671\\_7.pdf](http://www.michigan.gov/documents/mdhhs/2013-2015_MiBRFSS_Reg__LHD_Tables_9.16.16_535671_7.pdf)



The USDA's 2015 "food desert" designated areas are based on national retail databases that have been shown to undercount Detroit assets.<sup>23</sup>

Looking at areas of green and orange that overlap in the map to the left highlights the mismatch in federal food policy in Detroit's city context.

These maps only look to assessments within Detroit's city limits. Many border areas of Detroit are served by grocers in nearby cities.

<sup>23</sup> Gomez-Lopez, Iris N., Philippa Clarke, Alex B. Hill, Daniel M. Romero, Robert Goodspeed, Veronica J. Berrocal, VG Vinod Vydiswaran, and Tiffany C. Veinot. "Using Social Media to Identify Sources of Healthy Food in Urban Neighborhoods." *Journal of Urban Health* (2017): 1-8.

## FOOD RETAILERS

Detroit has had a robust food business scene throughout its over 300-year-long history. As a frontier town and later the 4th largest city in the United States, Detroit was never short on people growing, making, and selling food in the city.

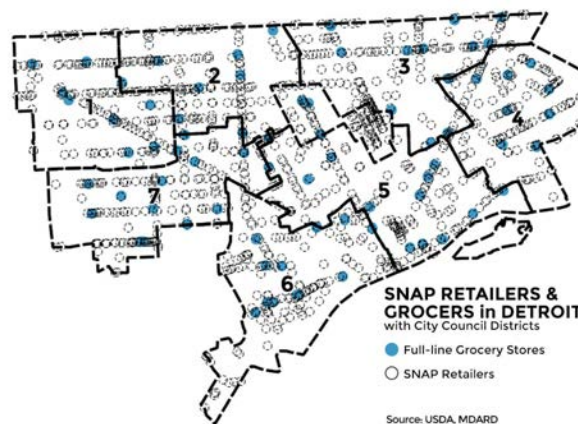
Today Detroit food retail is dominated by independently owned grocery stores throughout the city's neighborhoods that serve as community anchors for food access. However, food is available and purchased at a number of secondary locations in the city including convenience stores and dollar stores.<sup>24</sup>

## 2017 NUMBERS

**Full-line grocery stores: 74**

**Convenience stores: 49**

**Dollar stores: 73**



**1,221**  
**SNAP Retailers<sup>25</sup>**

<sup>24</sup> Hill, Alex B. "“Treat everybody right:’ Multidimensional Foodways in Detroit." Wayne State University, (2016).

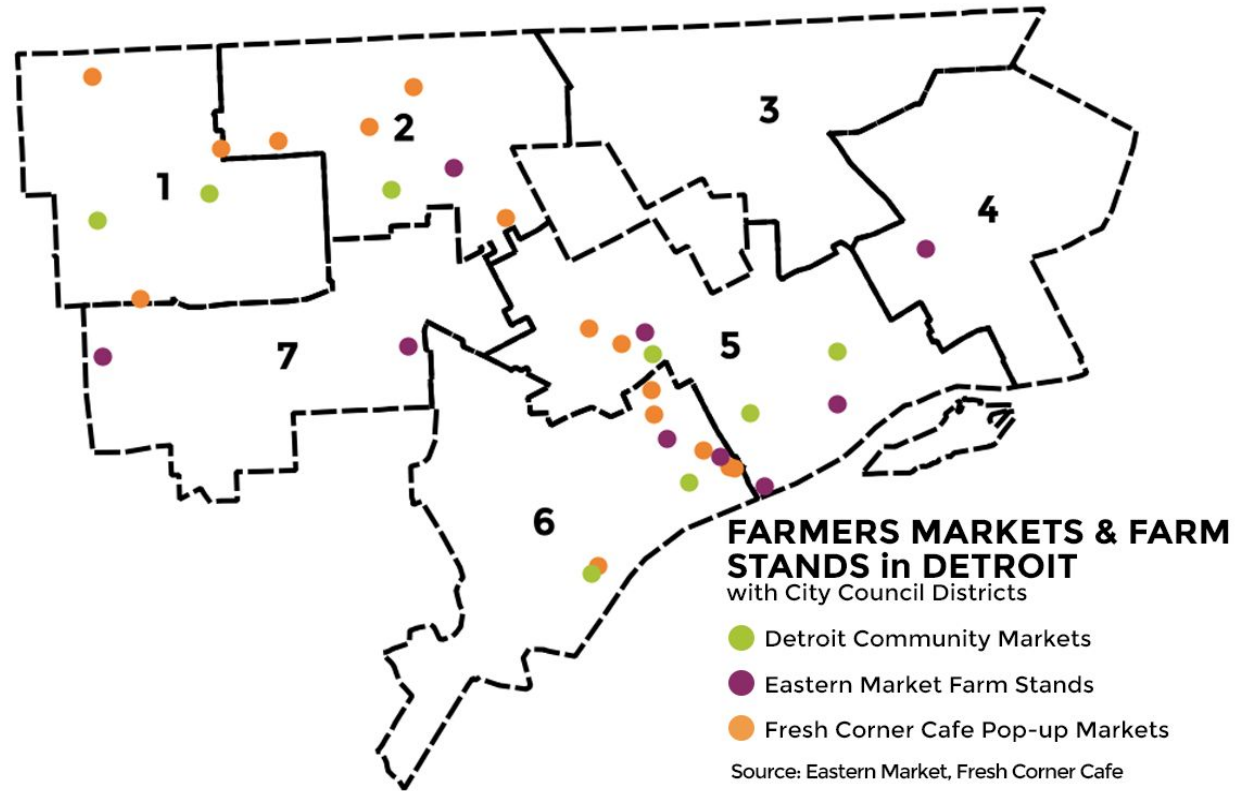
<sup>25</sup> USDA Food and Nutrition Service.  
<https://www.fns.usda.gov/snap-retailer-data>

## FARMERS MARKETS

Efforts to address transportation-related access issues to fresh produce in Detroit have focused on farmers markets and similar programs, such as Eastern Market's Farm Stands and Fresh Corner Cafe's Pop-up Farmers Markets.

Many local nonprofits, health systems, and corporations host Farm Stand and Pop-Up Markets in order to increase access to fresh produce for their residents, patients, employees and students.

Five health care sites in the city host a **"Fresh Prescription"** program where participants are prescribed fruits and vegetables that they can pick up at Farmers Markets and Eastern Market Farm Stand locations.



## 2017 NUMBERS

**Farmers Markets: 8**

**Eastern Market Farm Stands: 9\***

\*additional to Farmers Markets to avoid double counting

**Fresh Corner Cafe - Pop-up Markets: 15**

## TRANSPORTATION

The distance to food retailers is the most common measure of food access, but community leaders often cite issues of economics and transportation as most relevant to overall food access.<sup>26</sup>

<sup>26</sup> Hill, Alex B. "Critical inquiry into Detroit's "food desert" metaphor." *Food and Foodways* (2017): 1-19.



## FOOD TO PEOPLE

**Peaches and Greens** gained national attention with their mobile produce truck focused in the 48202 zip code. The mobile truck is no longer active, but Peaches and Greens runs a produce storefront with commercial kitchen space for food entrepreneurs. Similarly, **UpSouth Food Truck** on the city's Eastside was unable to maintain its routes. **Fresh Corner Cafe** has flipped its focus from prepared food in corner stores to farmers market pop-ups at community sites and schools. **Gleaners** and partners recently launched **My Mobile Grocer**, which is a mobile grocery store that targets residential complexes in the city and specifically areas where mobility is limited.

## PEOPLE TO FOOD

Communities have been shuttling friends and neighbors to food and grocery stores for years. One of the most successful programs was run by **Riverfront Eastside Congregations Initiative** (RECI) which funded shuttles to

Eastern Market and local grocery stores for their 17 member congregations.

Local grocers have also been offering transportation as an incentive. **Prince Valley Market** has offered free rides within a small service area, **Indian Village Market** at one point offered free rides if a resident purchased groceries there, and in 2013 Meijer partnered with the **CARt** pilot program, but found technology and scheduling to be barriers with senior residents. Since 2011, **Walmart** has been running a free shuttle bus that picks up from all the senior and low-income housing complexes.

In 2016, **Detroit's Department of Transportation** (DDOT) launched **Fresh Wagon** express routes to Eastern Markets on Saturdays, but have had difficulty with ridership.

This past year in 2017, the **Detroit Community Markets** started a free shuttle program between their partner community markets and senior apartments, WIC offices, and churches.



Mural installation along E. Jefferson Ave.



---

## LOCAL GROCERS

The narrative around food access in Detroit doesn't always follow the reality. Case in point, the common belief is that Detroit is a food desert, but in many neighborhoods there are family-owned independent markets that serve the community well.

One of these is **Imperial Fresh Market** at Schaefer and Lyndon. In 2015, co-owner **Sam Shina** doubled the size of the store, adding a full-line deli and hot foods. He received assistance with the \$6.4 million renovation from the Detroit Economic Growth Corp., Capital Impact Partners, JPMorgan Chase, Invest Detroit, and the W.K. Kellogg Foundation.

With chain grocers returning to the city after a 20-year hiatus, Shina said he and his family knew they needed to invest in the store to keep the community shopping there. "Our philosophy was that either we were going to be crushed by the bigger stores or we would have to step up and remodel our existing older store," he says. **"We weren't ready to get out of the city and had to double down on the location to give it a better shopping experience for the customers."**

Shina points out that while independent stores in Detroit don't always have the best reputation, they are competing for a share of the city's population that continues to dwindle in some neighborhoods - and big chains and online shopping are going after those customers too. It's an increasingly difficult environment for smaller stores, he says. Still, his decades in the business have firmly rooted him here in Detroit. "We're blessed we're here and blessed to be rooted in the community all these years."

# 3.

## Addressing Emergency Food & Food Security

### FOOD SECURITY

"... exists when all people, at all times, have physical and economic access to sufficient, safe and nutritious food to meet their dietary needs and food preferences for an active and healthy life."<sup>27</sup>

In Detroit, the emergency food landscape is dominated by two large nonprofits: **Gleaners Community Food Bank** and **Forgotten Harvest**. The two organizations have recently forged stronger collaborations through data tracking and coordination of food distributions to better serve community needs.

Food security can take many forms. Supplemental food from backyard gardening can play an important role in access to healthy, local food security.

<sup>27</sup> Food and Agriculture Organization (FAO) "Rome Declaration on Food Security and World Food Summit Plan of Action" (November 1996).  
<http://www.fao.org/docrep/003/w3613e/w3613e00.htm>

However, assistance programs like SNAP have been shown to have the greatest impact on food security and food access. It is estimated that among food-insecure households almost 60% utilize national food assistance programs like SNAP, WIC, and/or the National School Lunch Program.<sup>28</sup>

**48%**  
of households are food  
insecure in Detroit<sup>29</sup>

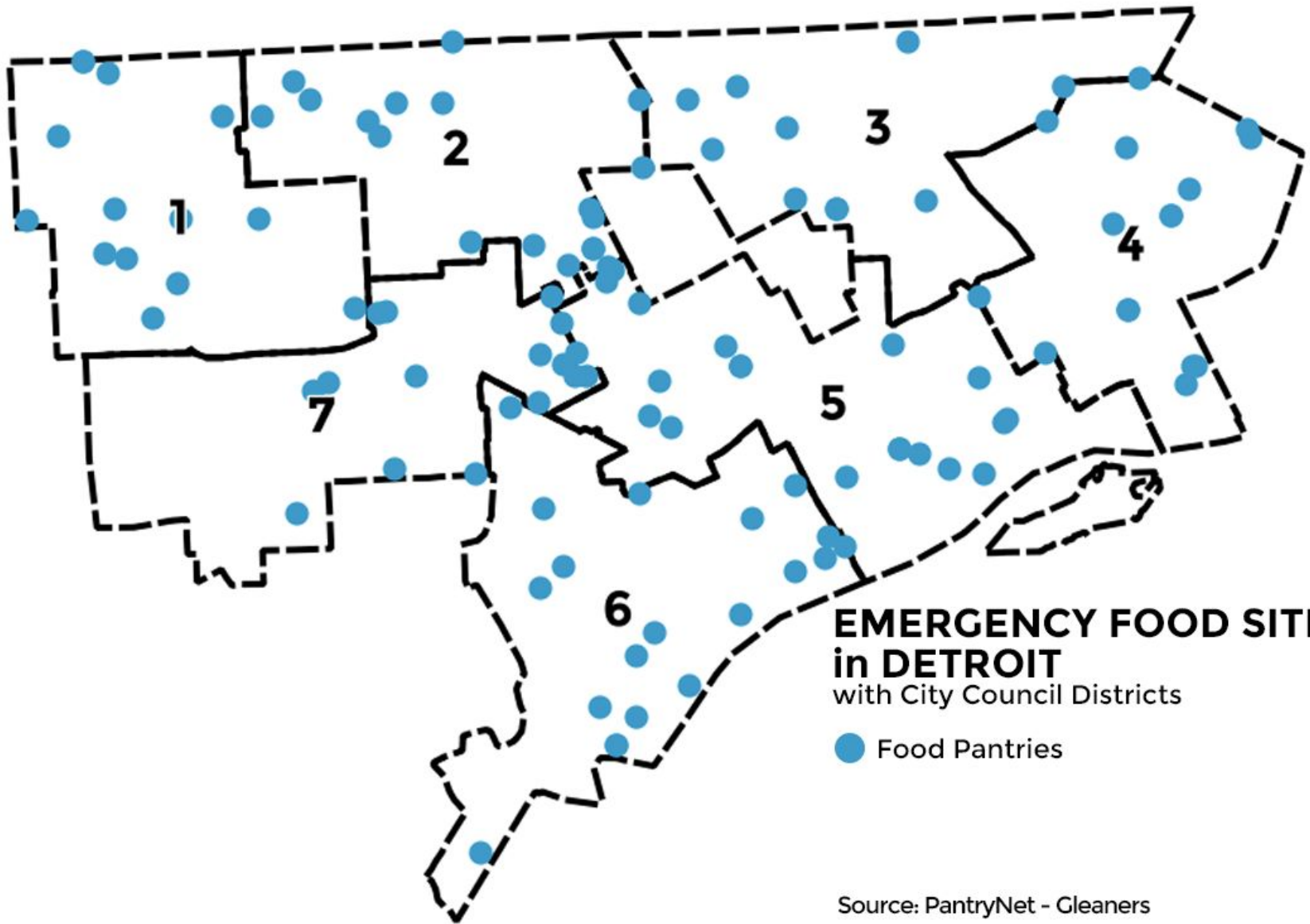
### 2017 NUMBERS

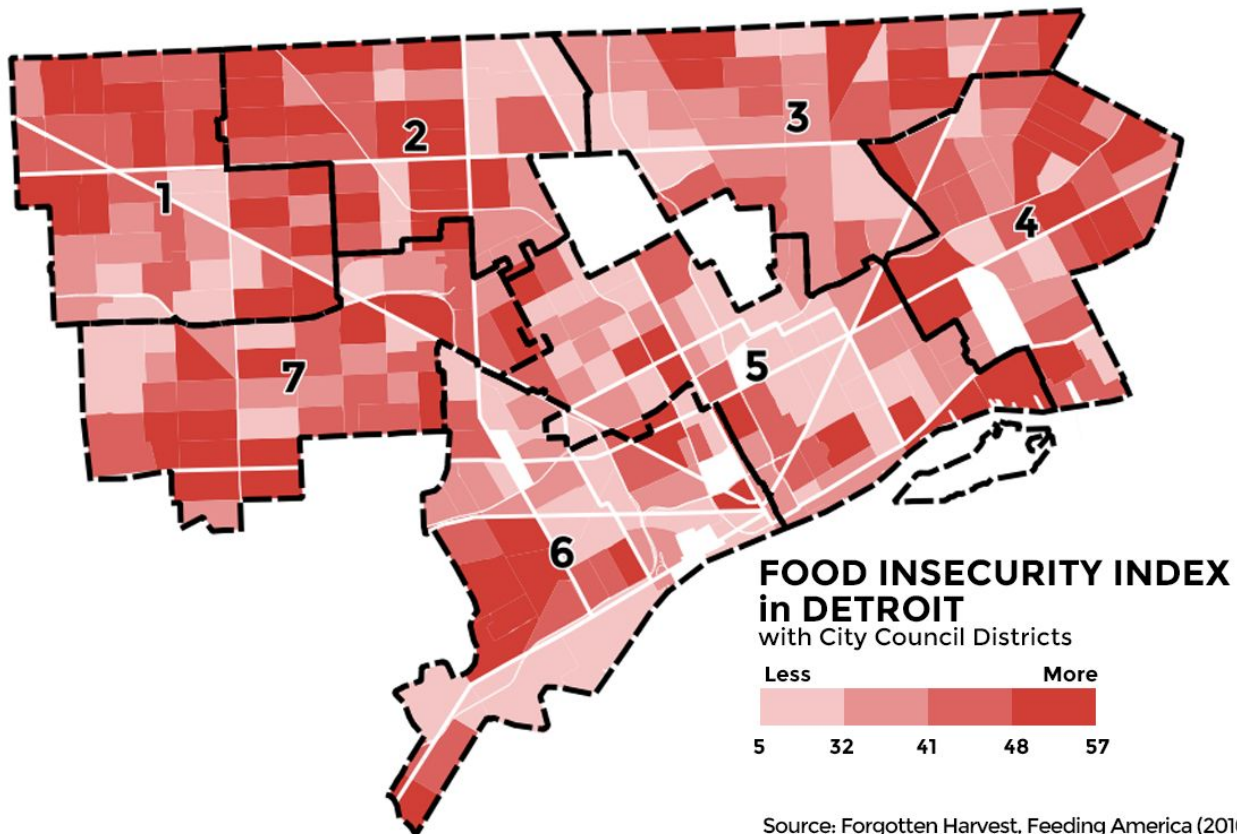
**Emergency food providers: 2**

**Food pantries: 113**

<sup>28</sup> Feeding America. Poverty and Hunger Fact Sheet (May 2017).  
<http://www.feedingamerica.org/assets/pdfs/fact-sheets/poverty-and-hunger-fact-sheet.pdf>

<sup>29</sup> Allard, Scott W., Maria V. Wathen, H. Luke Shaefer, and Sandra K. Danziger. "Neighborhood Food Infrastructure and Food Security in Metropolitan Detroit." *Journal of Consumer Affairs* (2017).





Source: Forgotten Harvest, Feeding America (2016)

Forgotten Harvest, in collaboration with Feeding America and Data Driven Detroit, worked on developing a more locally relevant food insecurity index. The index measures six data points from the Census Bureau ACS 2014 5-year estimates.

<b>FOOD INSECURITY INDEX MEASURES*</b>
Households spending more than 30% of monthly income on housing
Residents who moved in the past year with an annual income less than \$25,000
Households with no vehicle available
Residents age 25+ without a high school diploma
Percent of children with a single parent
Census tracts over ¼ mile away from a DDOT bus stop

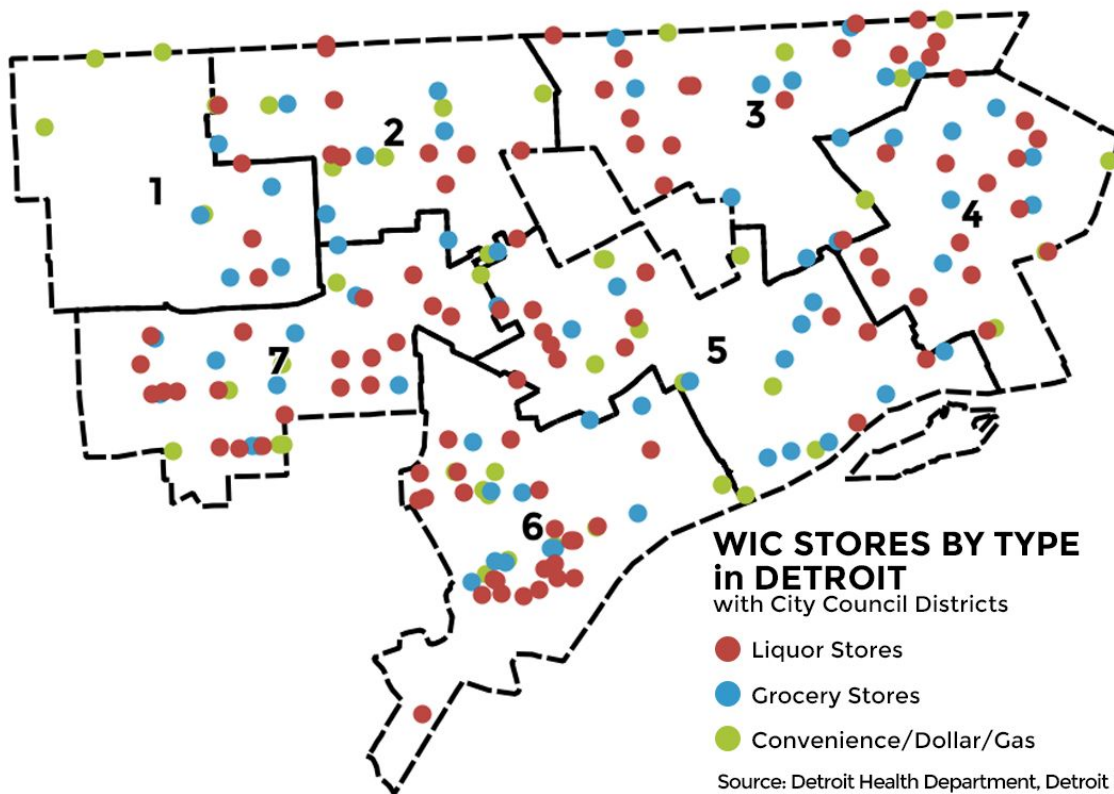
\*Developed in partnership with Feeding America’s “Map the Meal Gap” research team and Data Driven Detroit

# FOOD ASSISTANCE PROGRAMS IN DETROIT

USDA National Hunger Hotline **1-866-3-HUNGER**/866-348-6479 or **1-877-8-HAMBRE**/877-842-6273

Monday through Friday (8 a.m. to 8 p.m. ET)

Program	Eligibility	Benefit	How to Apply
<b>WIC</b> Women Infants and Children	Low-income pregnant, breastfeeding, and postpartum women, and infants and children up to age five deemed nutritionally at risk by a health care professional  Income eligibility typically at or below 185% of the federal poverty level and families on Medicaid	Nutritionally tailored monthly food packages (worth approximately \$50/ month) that families redeem in grocery and food stores that accept WIC  Breastfeeding support, nutrition services, screening, immunization, and health referrals	Call Detroit Health Department WIC offices: <b>313.876.4555</b>
<b>WIC Project FRESH</b>	All women and children (age 1 and older) currently enrolled in the Detroit Health Department WIC program	Educational program sessions at Eastern Market  \$25 coupon to purchase locally grown fresh fruits and vegetables at farmers markets	Online: <b>wichealth.org</b>  Call Detroit Health Department WIC offices: <b>313.876.4555</b>
<b>Senior Project FRESH/Market FRESH</b>	Adults must be at least 60 years old.  Income eligibility is based on 185% of the federal poverty level.  Live in the county where coupons will be used.	Provides ten (10) \$2 coupons to purchase unprocessed, Michigan-grown produce.  Eligible items include: berries, lettuce, tomatoes, onions, beans, honey, and more.	Anita Kanakaris Detroit Area Agency on Aging <b>313.446.4444</b> , ext. 5841
<b>SNAP/Bridge Card</b> Supplemental Nutrition Assistance Program	Gross income typically at 130% of the federal poverty level but can be higher in some states  Asset tests may apply in some states  Many low-income employed individuals	Monthly benefits to purchase food at grocery stores, farmers' markets, and food retail outlets across the country that accept SNAP  Benefits loaded onto an EBT card (much like a debit card)  The average benefit is about \$31 for the week - or about \$1.47 per person, per meal	Online: <b>mibridges.michigan.gov</b>  Call Michigan Department of Health and Human Services (MDHHS): <b>855.275.6424</b>
<b>Double Up Food Bucks (DUFb)</b>	All currently enrolled SNAP Bridge Card participants.	Spend \$10 from your SNAP Bridge Card at a participating farmers market or grocery store and get another \$10 to buy fresh fruits and vegetables grown in Michigan.	Visit a participating farmers market or grocery store ( <b>See flyer for locations</b> )
<b>Fresh Prescription</b>	Patients at participating health care providers	Four (4) \$10 coupons for fresh fruits and vegetables	<b>Ask your healthcare provider</b> if they participate



Many families utilize WIC for supplemental food during pregnancy and after their child is born until they reach age 5. However, many WIC-certified stores in Detroit do not carry adequate foods for purchase, with nearly half of stores serving as liquor stores.

**48%**  
of WIC stores are liquor stores<sup>30</sup>

<sup>30</sup> Detroit Food Map Initiative (2017). <http://detroitfoodmap.com>

Detroit was first declared to be in a hunger crisis in 1975 after City Council raised issues with how the Food Stamp (now referred to as SNAP) program made it difficult for individuals to apply, had inadequate approved retailers, and very limited distribution of funds.<sup>31</sup>

In Detroit, **43%** of all households rely on SNAP to put food on the table.<sup>32</sup> There is a significant need for improving Detroiters' opportunities to access healthy food. In the United Way "Asset Limited, Income Constrained, Employed" (ALICE) report, food costs were found to account for 30% of an ALICE household's income in Wayne County.<sup>33</sup>

There were **225,580** households in Detroit that fell below the ALICE income threshold in 2015 identifying an unfilled gap in what households bring in and what households need, specifically for housing, food, and other necessities.

<sup>31</sup> Michigan. Legislature. House of Representatives. Committee on Public Health. Health Project on Hunger and Malnutrition., *A matter of justice: a report on hunger and malnutrition, State of Michigan*. [Lansing, Mich.]: Citizens' Conference on State Legislatures (1975).

<sup>32</sup> Census Bureau, ACS 2015 5-year estimates.

<sup>33</sup> United Way, Asset Limited, Income Constrained, Employed (ALICE) report (2017 update). [http://www.unitedwayalice.org/documents/16UW%20ALICE%20Report\\_MIUpdate\\_3.24.17\\_Lowres.pdf](http://www.unitedwayalice.org/documents/16UW%20ALICE%20Report_MIUpdate_3.24.17_Lowres.pdf)



## FRESH WAGON OUTREACH

The foundation of community health work is that it is rooted in the people who are served. But it can be difficult to recruit youth to pursue community health careers, for a variety of reasons ranging from unfamiliarity to a lack of resources for higher education.

The **Community Health Pipeline**, a project of the Center for Health and Community Impact at Wayne State University, aims to change that. It draws on the various programs around the city that engage youth around food systems, healthy food access, and nutrition and help connect them with paid opportunities during high school and, eventually, support for pursuing community health majors in college.

**Kalila Grant** is a 10th grader at Cass Tech and worked with the Detroit Health Department on the Fresh Wagon program this summer through the pipeline. She was charged with recruiting people into the program, which entailed riding DDOT buses each week and telling people about the program, which provides free rides from various city neighborhoods to Eastern Market on Saturdays. She also worked at Eastern Market on Saturdays, promoting the program to shoppers.

While riding the bus is a new thing for her, she says the program helped her feel more empowered to talk about healthy food access within her community. “I can tell people about my experience riding the Fresh Wagon each Saturday, and get to educate the people about programs they have in the city,” she says. **“When you’re with a person face to face, you can tell them anything they need to know that may not be on the website.”**

She says she wants to explore the Community Health Career Pipeline further by applying for a residential program that allows them to stay in dorms and learn more about healthy eating and nutrition and how to spread the word about programs available to city residents. “This experience I had this summer is making it more interesting to learn about this,” she says. That’s very much the goal of the program – to engage and encourage youth to pursue a degree, and eventually a career, creating a healthier Detroit.



# 4.

## Supporting Sustainable Food Purchasing & Production

### GOOD FOOD PURCHASING

The food economy doesn't work without the purchase and procurement of foods. There are many different entities involved including food producers, processors, distributors, and retailers. The goal of Good Food Purchasing is to create a transparent and equitable food system built on five core values:

#### LOCAL ECONOMIES

Support robust regional economies by sourcing from locally-owned small and mid-sized agricultural and food processing operations.

#### NUTRITION

Promote health and well-being by offering generous portions of vegetables, fruit, whole grains, and minimally processed foods, while reducing salt, added sugars, saturated fats, red meats, and artificial additives.

#### VALUED WORKFORCE

Provide safe and healthy working conditions and fair compensation for all food-sector workers and producers from production to consumption.

### ENVIRONMENTAL SUSTAINABILITY

Support sustainable production practices that reduce or eliminate synthetic pesticides and fertilizers and avoid genetic engineering in agriculture, avoid the use of hormones and antibiotics, conserve soil and water, protect and enhance wildlife habitats and biodiversity, and reduce on-farm energy and water consumption, food waste, and greenhouse gas emissions.

### ANIMAL WELFARE

Provide healthy and humane care for farm animals.

# 5%

of foods procured locally in Detroit among anchor institutions<sup>34</sup>

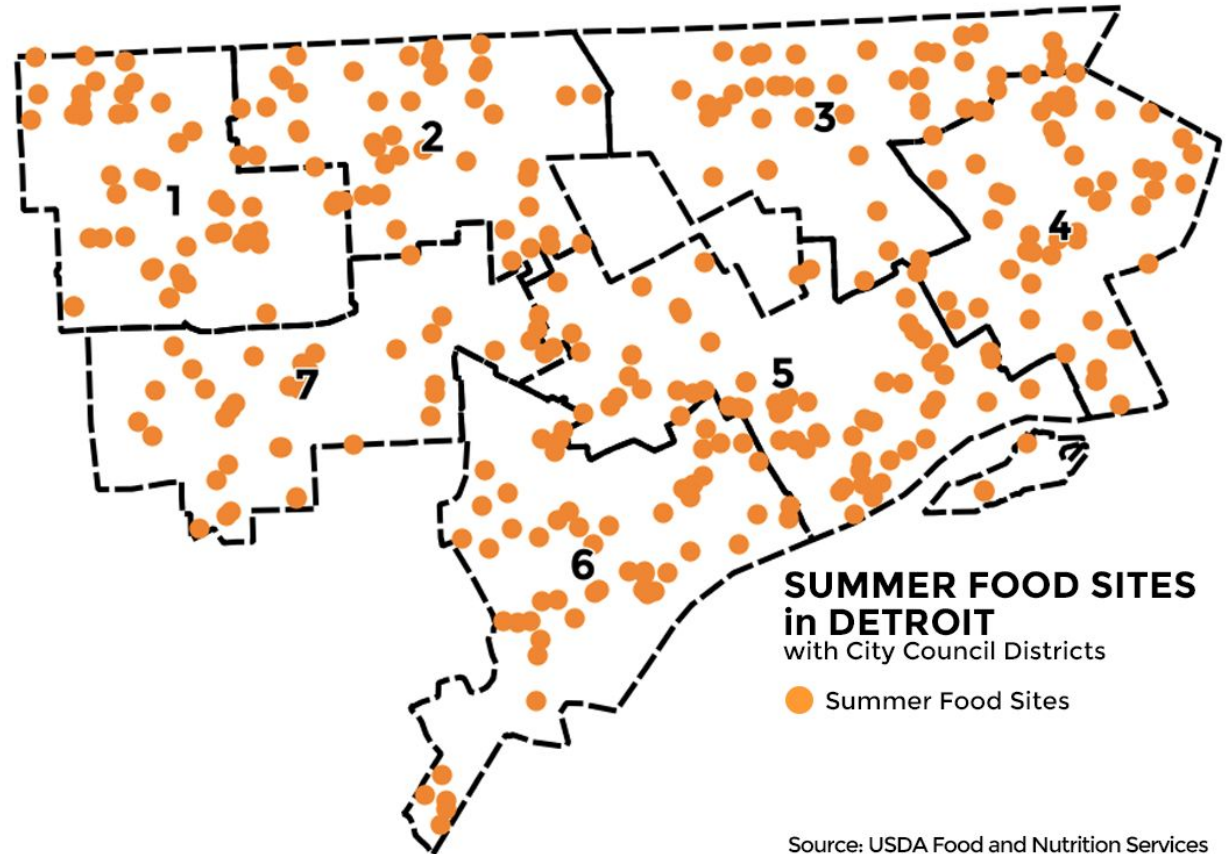
<sup>34</sup> Economic Analysis of Detroit's Food Economy. Detroit Food and Fitness Collaborative. (2014).

## FOOD PROCUREMENT

A large part of following Good Food Purchasing standards is to make sure that nutritious foods are being sourced and produced locally.

The Detroit Public Schools Community District (DPSCD) has been working to source over 20% of their food locally and to grow a considerable amount at Drew Farm.

Beyond the schools, summer food programs are some of the largest purchasers of food. The United Way of Southeastern Michigan (UWSEM) has managed **Meet Up and Eat Up** for a number of years and now assists partners like the Detroit Parks and Recreation Department (DPRD) with improving their summer food procurement efforts with local food businesses.





Students in a hoop house at Drew Farm.

---

## URBAN AGRICULTURE

Detroit is a city built on agriculture. Indigenous Anishinabeg utilized Detroit as a natural gathering place between Lake Huron, Lake Erie, and a handful of rivers and streams. The rich river soil made it easy to grow crops, hunt small game animals, and conduct trade. The French settlers of the 1760s were lured to occupy the “new world” based on promises of free farm land. Detroit’s early settler families had great success from farming the land and, eventually, making profit by breaking up and selling their land in smaller pieces.

The urban agriculture movement has long been used by Detroiters to improve their community food security, from 200 acres of **Pingree Potato Patches** in the 1890s, 6,600 **Thrift Gardens** in the 1930s, to 3,300 vacant lots as part of the **Farm-A-Lot** program started by Mayor Coleman A. Young in the 1970s.

Today there are **432** community gardens under cultivation in Detroit, and around **5%** of the food eaten in Detroit is produced by Detroiters. In 2013, the **Urban Agriculture Ordinance** passed and opened a legal pathway for farms and gardens. Keep Growing Detroit estimates the market value of produce

grown by Detroiters at **\$1.5 million** per season.<sup>35</sup> Growers who participate in their **Grown in Detroit** program, which allows gardeners and youth growers to sell their produce at market and share the profits, earn an average of \$900 per season from their efforts.

## MARKET GARDENS

There are approximately **92** market gardens in the city of Detroit. Market garden are not defined in the urban agriculture ordinance but are typically larger than a household garden, but smaller than a full-scale farm. They are typically densely planted, maximizing the amount of food that can be grown in a specific space. Market gardens are typically created to grow food for sale to farmers markets and other community-based sales.

## 2017 NUMBERS

**Backyard gardens: 834\***

\*Only KGD members are tracked

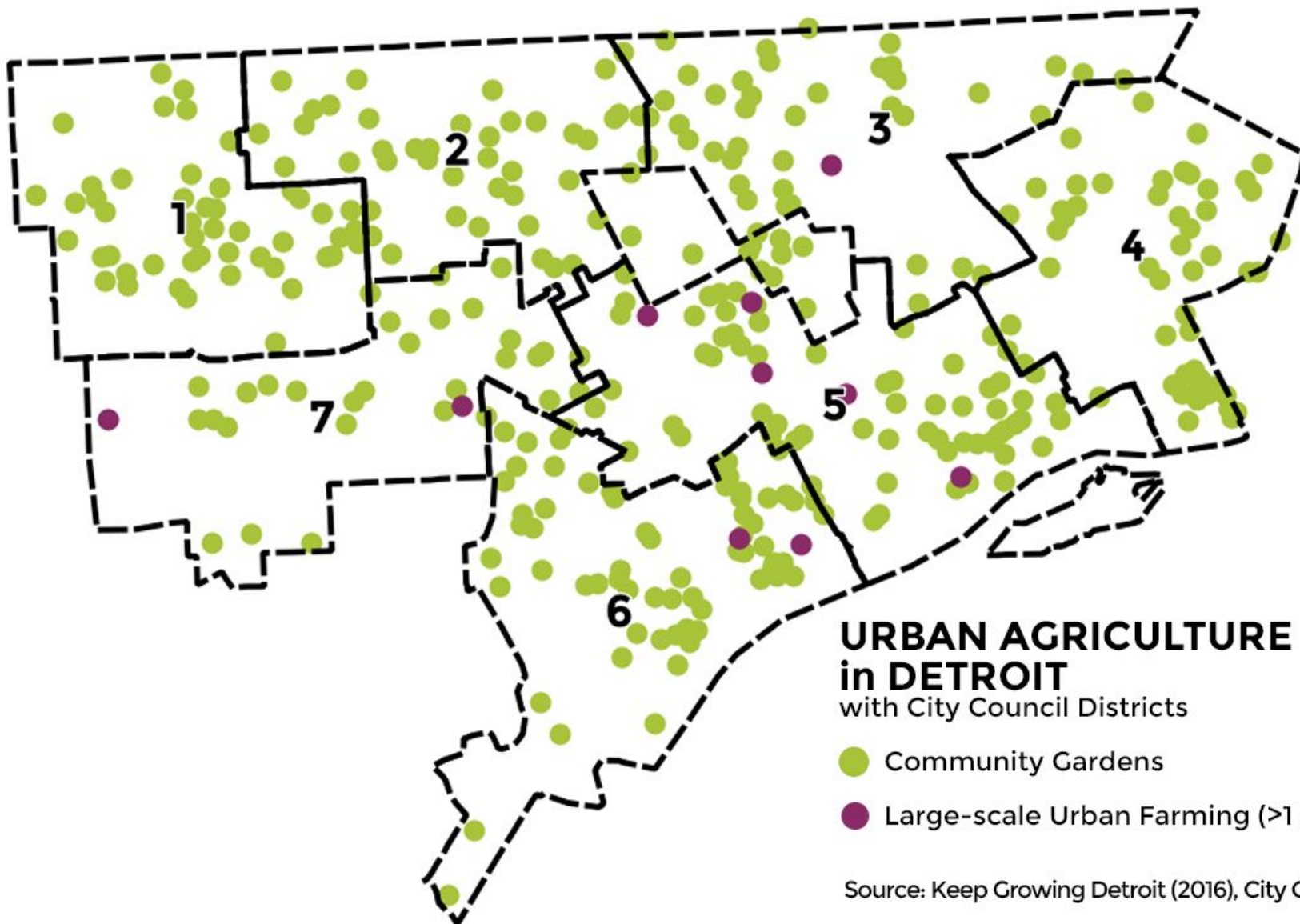
**Community gardens: 432**

**Market gardens: 92**

**School gardens: 76**

---

<sup>35</sup> Keep Growing Detroit, 2016 Annual Report (2016). [http://detroitagriculture.net/wp-content/uploads/2016\\_KGD\\_Annual-Report\\_Share\\_11.13.16.pdf](http://detroitagriculture.net/wp-content/uploads/2016_KGD_Annual-Report_Share_11.13.16.pdf)



---

## URBAN FARMING

As urban agriculture becomes a more prominent component of the city's landscape, large-scale projects are coming online.

## LARGE-SCALE

**D-Town Farms** on the city's west side farms 7 acres, under a long-term lease from the city's Parks and Recreation Department. In addition to growing food for the community, D-Town Farms serves as an educational resource for people all over the world who come to Detroit to learn about community food security, sustainable growing, irrigation techniques, and more.

**Recovery Park**, a new nonprofit, takes a different approach to the more typically community-focused agriculture in Detroit. The farm grows about 10 acres of premium vegetables under high-tech hoop-houses which are then sold to high-end restaurants around the city. The proceeds from the farm work are rolled into a nonprofit which helps

returning citizens, people in recovery, or those facing other barriers to employment. They work on the farm, earning livable wages, and also receive wraparound services to help them get on a path to a more stable life.

**Drew Farm** (DPSCD) is a 6-acre farm, along with six hoop houses at the Drew Transition Center in Detroit Public Schools. It is considered the largest school-based farm in the US. The thousands of pounds of produce grown at the farm are used in the district's nationally renowned school lunch program; it also helps produce starter plants for the district's **School Garden Collaborative** program. Students at Drew have cognitive or physical disabilities – the work at the farm helps them learn job skills while contributing to the community.

## COMMUNITY SUPPORTED AGRICULTURE (CSA)

**City Commons**<sup>36</sup> is a cooperative of participating farms in Detroit. Their CSA serves between 60-100 households in

---

<sup>36</sup> City Commons, <http://www.citycommonsca.com/>

Detroit and nearby communities. The participating farms range in size and production, but all farms commit to safe and sustainable practices, including no synthetic fertilizers or pesticides, and soil testing to ensure safety and quality of produce. Participating farms include:

- **Fields of Plenty**
- **Buffalo Street Farm**
- **Singing Tree Garden**
- **Food Field**
- **Iroquois Avenue Farm**
- **Occupy Yourself**
- **Diamante Garden**
- **Detroit Farm and Garden**
- **Oakland Avenue Urban Farm**

## OTHER

- **Earthworks Urban Farm**
- **Brother Nature Produce**
- **Fisheye Farms**
- **Rising Pheasant Farms**
- **Feedom-Freedom Growers**
- **Michigan Urban Farming Initiative**



---

## URBAN FARMING

**Akello Karamoko** has been growing food since childhood – but as young person growing up in Detroit, he didn't see farming as a potential career path. He began his growing career helping his mother tend the gardens and fruit trees in their backyard. Eventually a neighbor asked him to join his community garden, which he did through graduating from high school and moving on to Grand Valley State University, where he studied law. After a few semesters there, though, he realized his heart was in Detroit's soil and came back.

Mama Hanifa Adjuman, legendary leader of the Detroit Black Community Food Security Network's **Food Warriors** program, brought him on as assistant site coordinator, where he spent the next few growing seasons working with children to teach them how to grow and prepare food. From there, he moved on to Keep Growing Detroit's garden resource program, planning for and growing the transplants that Garden Resource Program participants use in their home gardens. He also helped lead the **Good Food Ambassadors** Program, which hires a corps of young people to engage grocery shoppers and let them know about healthier eating and the food assistance they are eligible for, such as Double Up Food Bucks, that can help them get to that goal.

Most recently, he completed the organic farmer training program at Michigan State University. These are steps to his eventual goal, to have the largest black-owned urban farm in the city. For Karamoko, it's all about being able to give back to the community and the city that has nurtured and encouraged him, while encouraging self-reliance. **"Farming is a viable career for the city, and the city should support urban farming and farming in general,"** he says. **"I want to give back some of the opportunities I have had through farming."**

# 5.

## Fostering Opportunity & Economic Mobility with Food

### FOOD ECONOMY

The leading industries and jobs in Detroit's food economy reside within the fast food industry, as well as soft drink manufacturing, and snack food manufacturing.<sup>37</sup> The 2014 **Economic Analysis of Detroit's Food System** found that Food Service Industries grew by 6.7% between 2002 and 2012, while there was an overall 11% decline in food industry jobs.<sup>38</sup>

In 2012, the U.S. Census Bureau conducted an "**Economic Census**" of industry and occupation sectors for the North American Industry Classification System (NAICS) at the city level. The latest economic census began in 2017, but results won't be available until 2019.

This section will rely on "**Occupational Employment Statistics**" annual data for the Detroit-Dearborn-Livonia Metropolitan Division, which encompasses Wayne County.<sup>39</sup> The

<sup>37</sup> U.S. Census Bureau. Economic Census (2012).

<sup>38</sup> Economic Analysis of Detroit's Food Economy. Detroit Food and Fitness Collaborative. (2014).

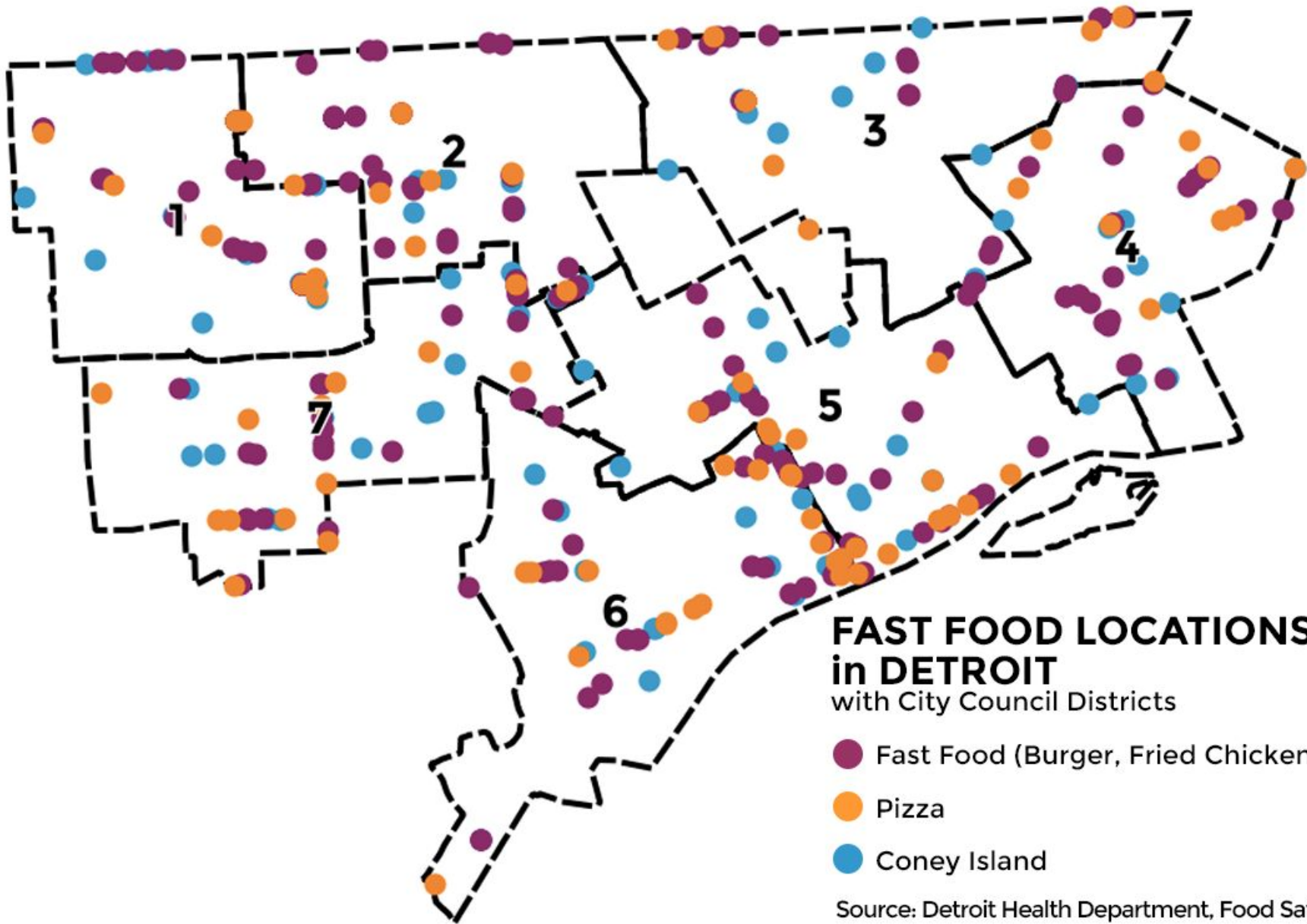
<sup>39</sup> U.S. Bureau of Labor Statistics, Occupational Employment Statistics (2016).

regional impact of Detroit's food system is best measured within the Tri-County area (Wayne, Oakland, Macomb), but annual data is unavailable.

**Wayne County** has seen Food Preparation and Serving Occupations remained steady with fluctuations of between 59,900 - 61,500 jobs each year with a meager 1% increase in wages between 2012 and 2016.

**\$350M**  
**SNAP redemption in Detroit<sup>40</sup>**

<sup>40</sup> USDA Food and Nutrition Service (2016).







amandamatelonek (flickr)

## FOOD PROCESSING & MANUFACTURING

### Detroit:

- Faygo
- PepsiCo
- Coca-Cola
- Better Made Snacks
- Bays English Muffins
- La Michoacana Tortilla Factory
- Wolverine Packing Company
- Wigley's Corned Beef
- McClure's Pickles
- La Jalisciense Tortilla Factory
- Germack Pistachio Co.
- Friend's Potato Chips
- Hacienda Foods

### Hamtramck:

- Korda's/Metropolitan Baking Co.
- Kowalski Sausage Co.

---

## OPPORTUNITY & MOBILITY

The distinction of a “food desert” reflects the reality of an “**opportunity desert**” which shows itself in poor access to food, transportation, education, and jobs. Increasingly, research has demonstrated that gaps in access to goods and services follow gaps in employment, wages, and overall opportunity.

Detroit has the highest number of per capita African-American owned businesses in the country, yet the majority are sole-proprietor or single-employee businesses.<sup>41</sup> The absence of minority businesses that are able to expand demonstrates a need for more targeted engagement.

There are numerous training programs, startup incubators, and funding and loan initiatives to help more local businesses launch, grow, and sustain. Over 200 small food businesses have participated in at least one of 20 identified programs that are working to build opportunity.

---

<sup>41</sup> U.S. Census Bureau. Economic Census (2012).

## FOOD BUSINESS RESOURCES

	Business Classes	Advanced Classes	Business Mentoring	Certified Kitchen	Licensing Help	Funding/ Loan
<b>BUILD Institute</b>	X	X	X			X
<b>ProsperUS</b>	X	X	X			X
<b>FoodLab</b>	X	X	X	X	X	X
<b>HATCH</b>						X
<b>MSU Product Center</b>		X	X		X	
<b>C2BE</b>	X		X			
<b>SCORE</b>	X		X			
<b>TechTown</b>	X					
<b>Motor City Match</b>					X	X
<b>MI Good Food Fund</b>					X	X
<b>Keep Growing Detroit</b>	X	X	X			

## FOOD BUSINESSES STEPS

### STEP 1 Property & Business Setup

**Before investing in a property, get educated and investigate whether the space meets your needs.**

- Create a business plan and research funding opportunities.
- Consult a qualified real estate broker for guidance on selecting a location.
- Verify with BSEED Zoning (313.224.1317) that the property “**Legal Use**” matches your proposed use before signing. If not, you may need to explore “**Change of Use/Occupancy**,” especially if you intend to serve alcohol and will need a Liquor License.
- Contact the Detroit Health Department to obtain specific **Plan Review** guidelines for restaurants and food businesses.
- Establish your business. Explore the options of incorporating with the State of Michigan, filing with the IRS to get a Tax ID #, or obtain a Sales # from the Michigan Treasury.

### STEP 2 Plan Review & Inspections

**Once you’ve gathered all the information you need, it’s time to plan any necessary construction.**

- If your business requires construction, renovations, or a “**Change of Occupancy**,” you will need to apply for a **Building Permit** from BSEED.
- Hire an architect or engineer registered in the State of Michigan to prepare building plans.
- Submit your project plans to BSEED and the Health Department at the same time to avoid fees.
- Submit required items to the Health Department:
  - Standard Operating Procedures
  - Sample Menu
  - Manager Food Safety Certificate
  - Plan Review Worksheets

### STEP 3 Final Checks & Opening

**After you have passed all the necessary inspections, you are close to opening!**

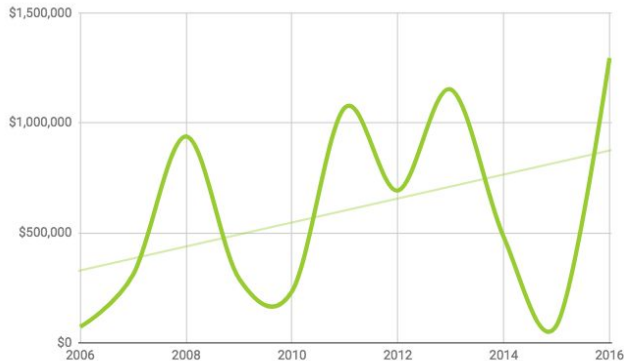
- Apply for a Certificate of Occupancy or Certificate of Acceptance with BSEED.
- Complete the checklist from the City of Detroit, Business License Center (313.224.3178).
- Work with other agencies to obtain necessary licenses as applicable (i.e. Michigan Liquor Control Commission (866.813.0011))
- Pass final Health Department inspection to obtain Food Service Establishment License at least **30 days before opening**.
- Schedule and pass necessary annual inspections to maintain compliance with city codes.

---

## FOOD FUNDING

Foundations have played a major role in Detroit's rise as a city of urban agriculture; however, that funding has been irregular over the years.

### FOUNDATION FUNDING FOR URBAN AGRICULTURE in DETROIT 2006-2016<sup>42</sup>



While foundations have helped fill gaps, the volatility of funding and foundation priorities have made it difficult for food work to establish a strong footing in order to have long-term impact.

Since 2006, **632** grants have been distributed to 155 recipients in Detroit for food and nutrition related topics totaling **\$21M** from 41 funders.<sup>43</sup>

### TOP 10 RECIPIENTS OF FOUNDATION FUNDING: FOOD & NUTRITION (2006 - 2016)

1. Forgotten Harvest (\$5.2M)
2. Gleaners Community Food Bank (\$2.9M)
3. Eastern Market Corporation (\$2.6M)
4. Greening of Detroit (\$1.5M)
5. Crossroads of Michigan (\$905k)
6. Juvenile Diabetes Research Foundation (\$801k)
7. Fair Food Network (\$771k)
8. Capuchin Soup Kitchen (\$666k)
9. American Diabetes Association (\$442k)
10. Edison Institute (The Henry Ford) (\$375k)



High school students working in the kitchen with Detroit Food Academy

---

<sup>42</sup> Foundation Center. <http://foundationcenter.org>

<sup>43</sup> Foundation Center. <http://foundationcenter.org>

---

## YOUTH PIPELINE

Young people are the future. Engaging young people in potential career pathways, skill building, and exposure to food and nutrition programming can have a positive impact on future growth and development.

### **Next Generation Food System**

**Leadership Development** is a new effort from the Detroit Food Policy Council to expose high school students to all aspects of the food system with hands-on experiences. The program includes lessons, field trips, community service, and good eats.

The **Food Warriors Youth Development Program** has been run by DBCFSN for a number of years. The program is a partnership with African-centered schools: Timbuktu Academy, Aisha Shule, and Nsoroma Academy, and helps introduce elementary students to agriculture.

**Youth Growing Detroit** and Youth Apprenticeships are run by Keep

Growing Detroit to provide opportunities for youth to build new skills in leadership and entrepreneurship while developing a network of peers to influence change in their communities.

**Good Food Ambassadors** is a program run by City Food Community Concepts in partnership with the Detroit Health Department. The program attempts to change the food system with direct engagement by youth at grocery stores providing recipes, nutrition education, food assistance resources, and collecting data.

The **Community Health Career Pipeline** is a program at Wayne State University that partners with community-based programs that provide nutrition education services to youth in middle and high schools, as well as programs that engage youth in food systems and access initiatives.

**Detroit Food Academy** has a number of programs that include: an after-school leadership program that culminates in the design and launch of students' own triple-bottom-line food business; a summer leadership program that is a

paid internship focused on culinary arts and food entrepreneurship; and an advanced leadership cohort to take young food businesses to the next level.

The **Greencorps** program is run by the Greening of Detroit and hires high school students from Detroit each summer to help water trees, grow food, and maintain city parks and greenways.



28%

of 16 - 24 year olds not working or in school<sup>44</sup>

---

<sup>44</sup> National Equity Atlas. <http://nationalequityatlas.com> (2014).

---

## **NEXT STEPS**

This report purposely makes no recommendations based on the data presented. The goal was to pull together the most recent data on Detroit's food system so that all partners may come to the table with equal access to data and information in order to build collaborative policies and programs that benefit community members.

New questions and analyses may be proposed as a result of this report. Future efforts will be focused on updating a set of measurable food metrics on an annual basis. Reports published in consecutive years may be more limited to the specific metrics defined by governmental, nonprofit, and community stakeholders.

---

## REFERENCES

### Articles

Allard, Scott W., Maria V. Wathen, H. Luke Shaefer, and Sandra K. Danziger. "Neighborhood Food Infrastructure and Food Security in Metropolitan Detroit." *Journal of Consumer Affairs* (2017).

Darmon, Nicole, and Adam Drewnowski. "Contribution of food prices and diet cost to socioeconomic disparities in diet quality and health: a systematic review and analysis." *Nutrition Reviews* 73, no. 10 (2015): 643-660.

Gomez-Lopez, Iris N., Philippa Clarke, Alex B. Hill, Daniel M. Romero, Robert Goodspeed, Veronica J. Berrocal, VG Vinod Vydiswaran, and Tiffany C. Veinot. "Using Social Media to Identify Sources of Healthy Food in Urban Neighborhoods." *Journal of Urban Health* (2017): 1-8.

Hill, Alex B. "Critical inquiry into Detroit's 'food desert' metaphor." *Food and Foodways* (2017): 1-19.

Hill, Alex B. "'Treat everybody right.' Multidimensional Foodways in Detroit." *Wayne State University*, (2016).

Hill, Alex B., and Sylvie Naar-King. "Fruit and Vegetable Availability, Quality, & Consumption in Detroit's Food Desert among African American Adolescents with Obesity." Poster presented at the Annual Meeting of the American Public Health Association (APHA), New Orleans, LA (2014).

Pothukuchi, Kami, and Brian Thomas. "Food deserts and access to retail grocery in inner cities." *Community News & Views* 17, no. 1 (2004): 6-7.

### Reports

Economic Analysis of Detroit's Food Economy. Detroit Food and Fitness Collaborative. (2014).

Feeding America. Poverty and Hunger Fact Sheet (May 2017). <http://www.feedingamerica.org/assets/pdfs/fact-sheets/poverty-and-hunger-fact-sheet.pdf>

Food and Agriculture Organization (FAO) "Rome Declaration on Food Security and World Food Summit Plan of Action" (November 1996). <http://www.fao.org/docrep/003/w3613e/w3613e00.htm>

Fussman, Chris. 2013-2015 Michigan BRFS Regional & Local Health Department Estimates. MDHHS (2016). [http://www.michigan.gov/documents/mdhhs/2013-2015\\_MiBR\\_FSS\\_Reg\\_\\_LHD\\_Tables\\_9.16.16\\_535671\\_7.pdf](http://www.michigan.gov/documents/mdhhs/2013-2015_MiBR_FSS_Reg__LHD_Tables_9.16.16_535671_7.pdf)

Keep Growing Detroit, 2016 Annual Report (2016). [http://detroitagriculture.net/wp-content/uploads/2016\\_KGD\\_Annual-Report\\_Share\\_11.13.16.pdf](http://detroitagriculture.net/wp-content/uploads/2016_KGD_Annual-Report_Share_11.13.16.pdf)

Michigan. Legislature. House of Representatives. Committee on Public Health. Health Project on Hunger and Malnutrition., *A matter of justice: a report on hunger and malnutrition, State of Michigan*. [Lansing, Mich.]: Citizens' Conference on State Legislatures (1975).

### Databases

CDC. 500 Cities Project. <http://cdc.gov/500cities>

Foundation Center. <http://foundationcenter.org>

NACCHO. Big Cities Health Coalition. <http://bigcitieshealth.org>

National Equity Atlas. <http://nationalequityatlas.com> (2014).

U.S. Bureau of Labor Statistics, Occupational Employment Statistics (2016).

U.S. Census Bureau. Economic Census (2012).

USDA Food and Nutrition Service (2016).

---

## ACKNOWLEDGEMENTS

### Research & Writing:

Alex B. Hill (DHD)  
Amy Kuras (DFPC)  
Tisa Allen  
Olivia Henry (DFPC)  
Mariah van Ermen

### Maps & Report Design:

Alex B. Hill

### Photo Sharing:

Drew Farm (DPSCD)  
Detroit Department of Transportation  
Detroit Food Academy  
Capital Impact Partners

### Data Sharing:

Detroit Food Map Initiative  
Forgotten Harvest  
Eastern Market Corporation

### Detroit Food Policy Council (DFPC)

#### Board Members

Sandra Turner-Handy, Chair  
Mariangela Pledl, Vice Chair  
Jerry Ann Hebron, Treasurer  
Zaundra Wimberley, Secretary  
Velonda Anderson  
Jelani Barber  
Jermond Booze  
Joel Howrani Heeres  
Tyler Chatman  
Eileen Haraminac  
Alex B. Hill  
Jayne Jackson  
Nick Leonard  
Atieno Nyar Kasagam  
Suzette Olaker  
Lindsay Pielack  
Kathryn Lynch Underwood

#### Staff Members

Winona Bynum, Exec. Director  
Kibibi Blount-Dorn, Manager  
Amy Kuras, Manager  
Olivia Henry, Coordinator

### City of Detroit,

#### Health Department (DHD)

Joneigh Khaldun, Exec. Director  
Tim Lawther, Deputy Director  
Alex B. Hill, Food Access Manager

#### Office of Sustainability

Joel Howrani Heeres, Director  
Elizabeth Palazzolo



---

**NOTES**

**Produced by:**



**With support from:**

