

## Mail Ballots and Election Results – Clark County

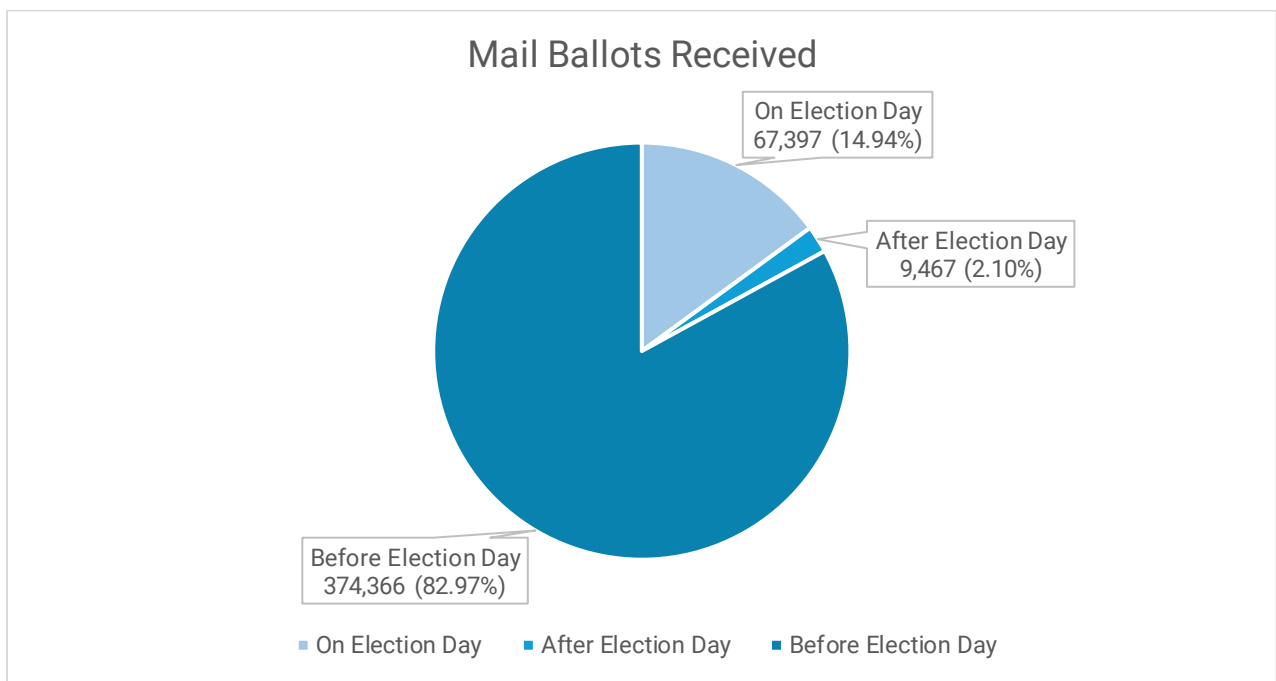
The data in this report reflects when Clark County’s Registrar of Voters Office received mail ballots and when those ballots were tabulated for election results for the 2024 General Election. Clark County received approximately 98% of the total mail ballots on or before Election Day.

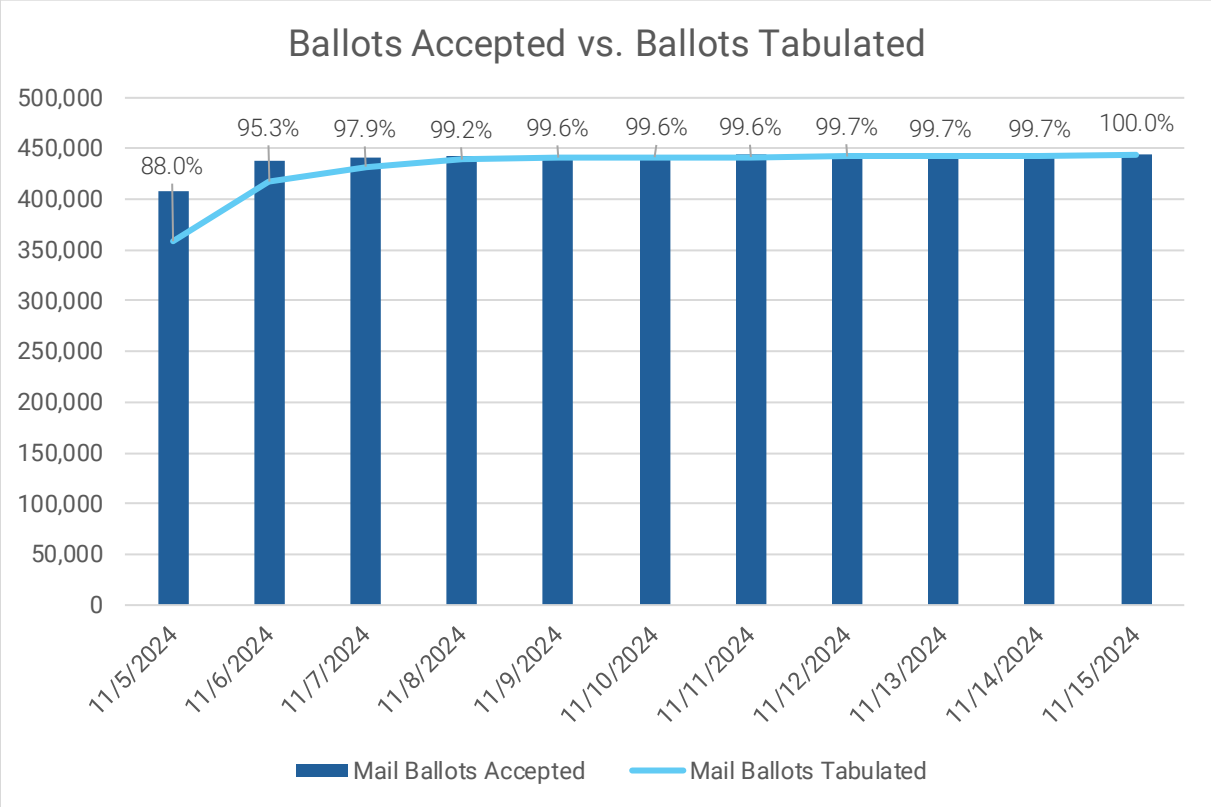
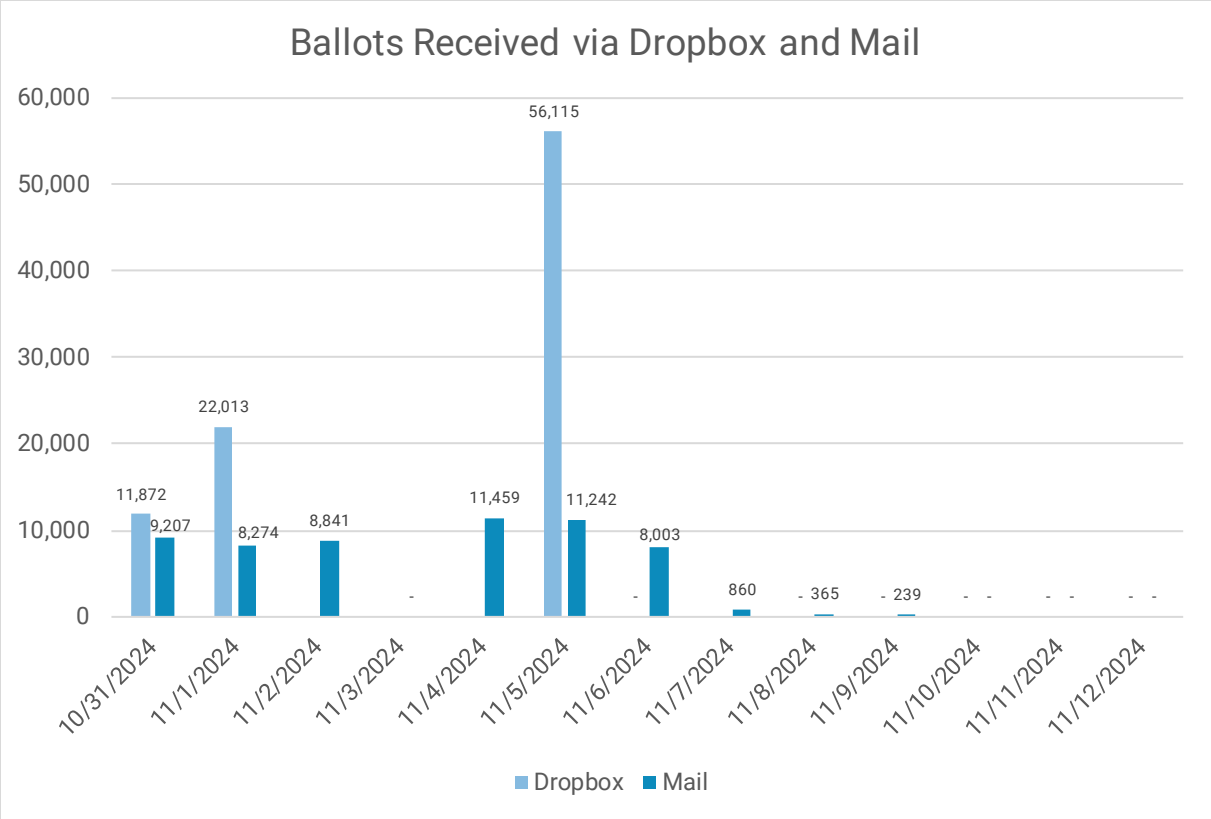
### Timeline of the 2024 General Election:

- **November 5th, 2024:** Election Day
- **November 9th, 2024:** Last day for a county elections office to receive a mail ballot. The ballot must be postmarked on or before Election Day to be counted
- **November 12th, 2024:** Signature cure deadline. The last day for a voter to provide or confirm their signature to have their mail ballot counted
- **November 15th, 2024:** Canvass of the General Election results deadline by the county and city boards of commissioners/supervisors

### Definitions:

- **Mail Ballot Received:** This means the mail ballot has arrived to the county elections facility and is ready to begin processing.
- **Mail Ballot Accepted:** This means the mail ballot has gone through processing (including signature verification and curing) and is confirmed as an eligible vote that should be tabulated.
- **Mail Ballot Tabulated:** This means that the mail ballot has been tabulated and the results on the ballot have been reported.





Date	Mail Ballots Accepted	Mail Ballots Tabulated	Percentage Tabulated
11/5/2024	407,693	358,686	88.0%
11/6/2024	437,898	417,466	95.3%
11/7/2024	441,382	432,183	97.9%
11/8/2024	442,541	439,133	99.2%
11/9/2024	443,021	441,082	99.6%
11/10/2024	443,214	441,496	99.6%
11/11/2024	443,699	441,709	99.6%
11/12/2024	443,702	442,215	99.7%
11/13/2024	443,702	442,215	99.7%
11/14/2024	443,702	442,215	99.7%
11/15/2024	443,702	443,823	100%

Date	Mail Ballots Received from Dropbox	Mail Ballots Received from USPS
10/31/2024	11,872	9,207
11/1/2024	22,013	8,274
11/2/2024	-	8,841
11/3/2024	-	-
11/4/2024	-	11,459
11/5/2024	56,115	11,242
11/6/2024	-	8,003
11/7/2024	-	860
11/8/2024	-	365
11/9/2024	-	239
11/10/2024	-	-
11/11/2024	-	-
11/12/2024	-	-
11/13/2024	-	-
11/14/2024	-	-
11/15/2024	-	-

\*When comparing data, numbers may vary due to a number of reasons. For example, a ballot may be "received" but not "accepted" if a ballot needed a signature cure, but the voter did not successfully cure the ballot.