



# Dallas Police Department Call, Crime, and Arrest Dashboard

Reports as of: Thursday, October 24, 2024

## Response Times MTD and YTD

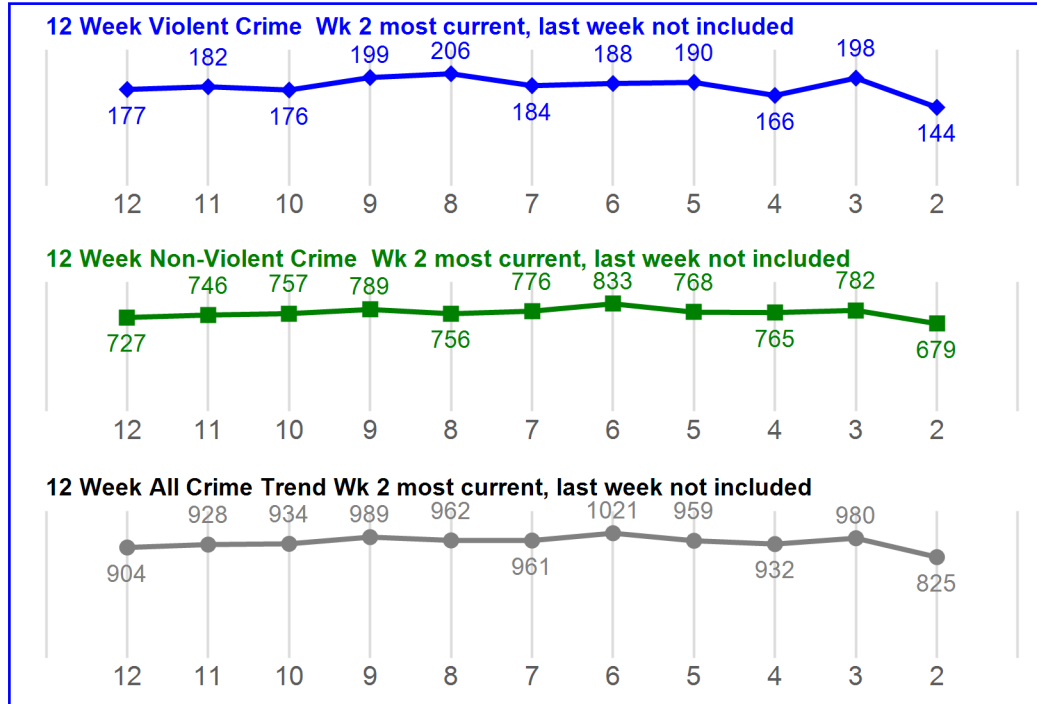
Priority	MTD	Over /Under vs Lst Yr	YTD	Over /Under vs Lst Yr
1	12.96	0.85 ▲	11.30	-0.15 ▼
2	104.19	-17.49 ▼	86.28	-23.49 ▼
3	232.31	-138.46 ▼	214.23	-396.57 ▼
4	265.06	-134.09 ▼	242.29	-403.28 ▼

Over / Under compared to Last Year NOT GOALS

## Dispatched Calls for Service MTD and YTD

Priority	MTD	% Chg	YTD	% Chg
1	2651	2.28% ▲	32342	-2.33% ▼
2	17241	-4.92% ▼	218733	-6.45% ▼
3	7435	-22.87% ▼	100268	-13.63% ▼
4	2954	-41.39% ▼	43111	-31.23% ▼
<b>Total All</b>	<b>30281</b>	<b>-14.47% ▼</b>	<b>394454</b>	<b>-11.50% ▼</b>

## CITY WIDE



## NIBRS Administrative Report MTD and YTD

Crime Against	MTD	% Chg	YTD	% Chg
PERSON	1643	-6.75% ▼	22024	-3.59% ▼
PROPERTY	3189	-34.83% ▼	48698	-14.82% ▼
SOCIETY	835	2.08% ▲	11420	2.81% ▲
<b>Total</b>	<b>5667</b>	<b>-24.17% ▼</b>	<b>82142</b>	<b>-9.85% ▼</b>

## NIBRS Compstat Daily Report MTD and YTD

CRIME TYPE	MTD	% Chg	YTD	% Chg
Violent	553	-5.79% ▼	7520	-9.40% ▼
Non-Violent	2315	-39.82% ▼	36594	-16.05% ▼
<b>TOTAL</b>	<b>2868</b>	<b>-35.32% ▼</b>	<b>44114</b>	<b>-14.98% ▼</b>

## Gun Crime- Offenses Involving Guns MTD and YTD

Crime Category	MTD	% Chg	YTD	% Chg
ASSAULT OFFENSES	247	-8.86% ▼	3384	-13.21% ▼
HOMICIDE OFFENSES	6	-60.00% ▼	135	-24.58% ▼
ROBBERY	78	-12.36% ▼	1039	-10.97% ▼
SEX OFFENSES	2	100.00% ▲	28	40.00% ▲
<b>Total</b>	<b>333</b>	<b>-11.44% ▼</b>	<b>4586</b>	<b>-12.90% ▼</b>

## Arrest Summary MTD and YTD

Arrest Crime Against	MTD	% Chg	YTD	% Chg
PERSON	418	-3.02% ▼	5705	0.51% ▲
PROPERTY	208	7.22% ▲	2682	6.09% ▲
SOCIETY	545	16.20% ▲	6478	0.82% ▲
Other Misc	874	-5.72% ▼	11800	5.89% ▲
<b>Total Arrests</b>	<b>2045</b>	<b>1.19% ▲</b>	<b>26665</b>	<b>3.46% ▲</b>

## Family Violence Offense MTD and YTD

Crime Category	MTD	% Chg	YTD	% Chg
ASSAULT OFFENSES	804	-5.52% ▼	10609	-1.42% ▼
HOMICIDE OFFENSES	2	-33.33% ▼	22	-21.43% ▼
HUMAN TRAFFICKING	0	-100.00% ▼	2	-33.33% ▼
KIDNAPPING/ ABDUCTION	5	>100%	96	17.07% ▲
SEX OFFENSES	12	-55.56% ▼	227	-31.42% ▼
<b>Total</b>	<b>823</b>	<b>-7.01% ▼</b>	<b>10956</b>	<b>-2.23% ▼</b>



# Dallas Police Department Call, Crime, and Arrest Dashboard

Reports as of: Thursday, October 24, 2024

## Response Times MTD and YTD

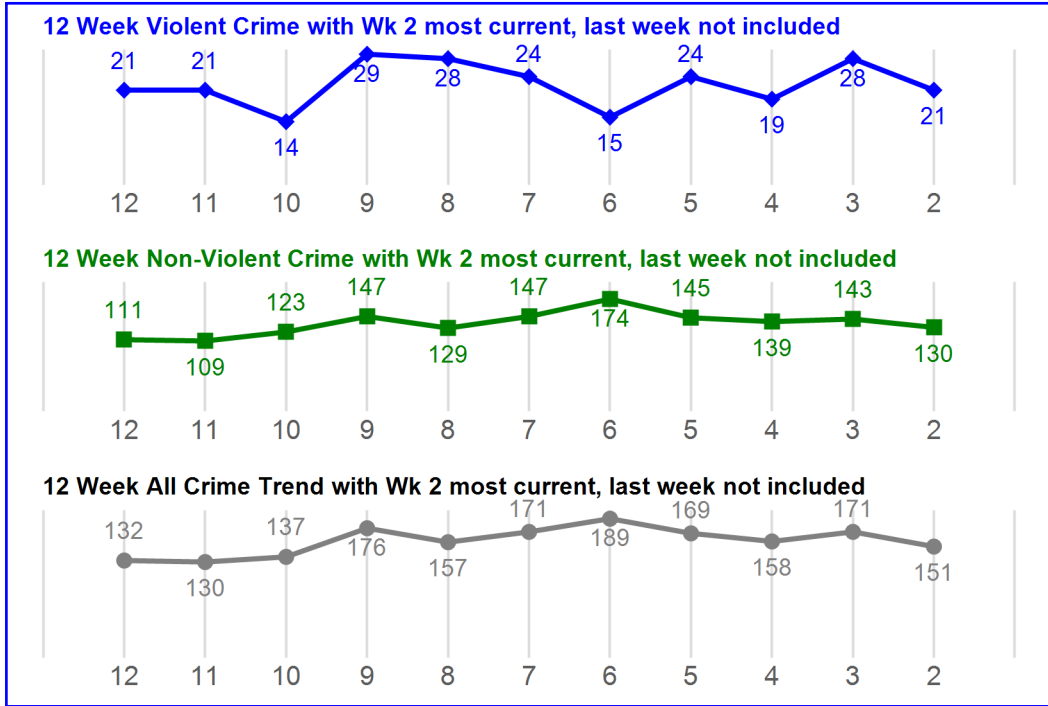
Priority	MTD	Over /Under vs Lst Yr	YTD	Over /Under vs Lst Yr
1	9.39	-0.35 ▼	7.75	-0.71 ▼
2	58.29	16.87 ▲	43.40	0.43 ▲
3	168.57	0.39 ▲	139.98	-58.55 ▼
4	229.26	-37.53 ▼	187.99	-148.26 ▼

Over / Under compared to Last Year NOT GOALS

## Dispatched Calls for Service MTD and YTD

Priority	MTD	% Chg	YTD	% Chg
1	345	8.49% ▲	4392	2.19% ▲
2	2796	2.16% ▲	33231	-2.73% ▼
3	1291	-21.18% ▼	16364	-9.91% ▼
4	397	-42.80% ▼	5378	-36.25% ▼
<b>Total All</b>	<b>4829</b>	<b>-10.36% ▼</b>	<b>59365</b>	<b>-8.76% ▼</b>

## CENTRAL



## NIBRS Administrative Report MTD and YTD

Crime Against	MTD	% Chg	YTD	% Chg
PERSON	239	-4.02% ▼	2928	6.98% ▲
PROPERTY	588	-40.85% ▼	8656	-18.39% ▼
SOCIETY	170	25.00% ▲	1955	17.56% ▲
<b>Total</b>	<b>997</b>	<b>-27.70% ▼</b>	<b>13539</b>	<b>-9.78% ▼</b>

## NIBRS Compstat Daily Report MTD and YTD

CRIME TYPE	MTD	% Chg	YTD	% Chg
Non-Violent	430	-47.37% ▼	6866	-20.31% ▼
Violent	74	34.55% ▲	853	9.36% ▲
<b>TOTAL</b>	<b>504</b>	<b>-42.20% ▼</b>	<b>7719</b>	<b>-17.85% ▼</b>

## Gun Crime- Offenses Involving Guns MTD and YTD

Crime Category	MTD	% Chg	YTD	% Chg
ASSAULT OFFENSES	37	60.87% ▲	297	-2.94% ▼
HOMICIDE OFFENSES	0	NC	14	0.00% ▬
ROBBERY	6	-45.45% ▼	117	11.43% ▲
SEX OFFENSES	0	NC	3	0.00% ▬
<b>Total</b>	<b>43</b>	<b>26.47% ▲</b>	<b>431</b>	<b>0.70% ▲</b>

## Arrest Summary MTD and YTD

Arrest Crime Against	MTD	% Chg	YTD	% Chg
PERSON	57	3.64% ▲	791	7.47% ▲
PROPERTY	30	7.14% ▲	383	5.80% ▲
SOCIETY	136	37.37% ▲	1250	12.92% ▲
Other Misc	196	21.74% ▲	2252	17.11% ▲
<b>TOTAL ARRESTS</b>	<b>419</b>	<b>22.16% ▲</b>	<b>4676</b>	<b>13.28% ▲</b>

## Family Violence Offense MTD and YTD

Crime Category	MTD	% Chg	YTD	% Chg
ASSAULT OFFENSES	76	-16.48% ▼	1076	7.39% ▲
HOMICIDE OFFENSES	0	NC	4	>100% ▲
HUMAN TRAFFICKING	0	NC	1	NC
KIDNAPPING/ ABDUCTION	0	NC	8	-11.11% ▼
SEX OFFENSES	0	-100.00% ▼	8	-46.67% ▼
<b>Total</b>	<b>76</b>	<b>-17.39% ▼</b>	<b>1097</b>	<b>6.82% ▲</b>



# Dallas Police Department Call, Crime, and Arrest Dashboard

Reports as of: Thursday, October 24, 2024

## Response Times MTD and YTD

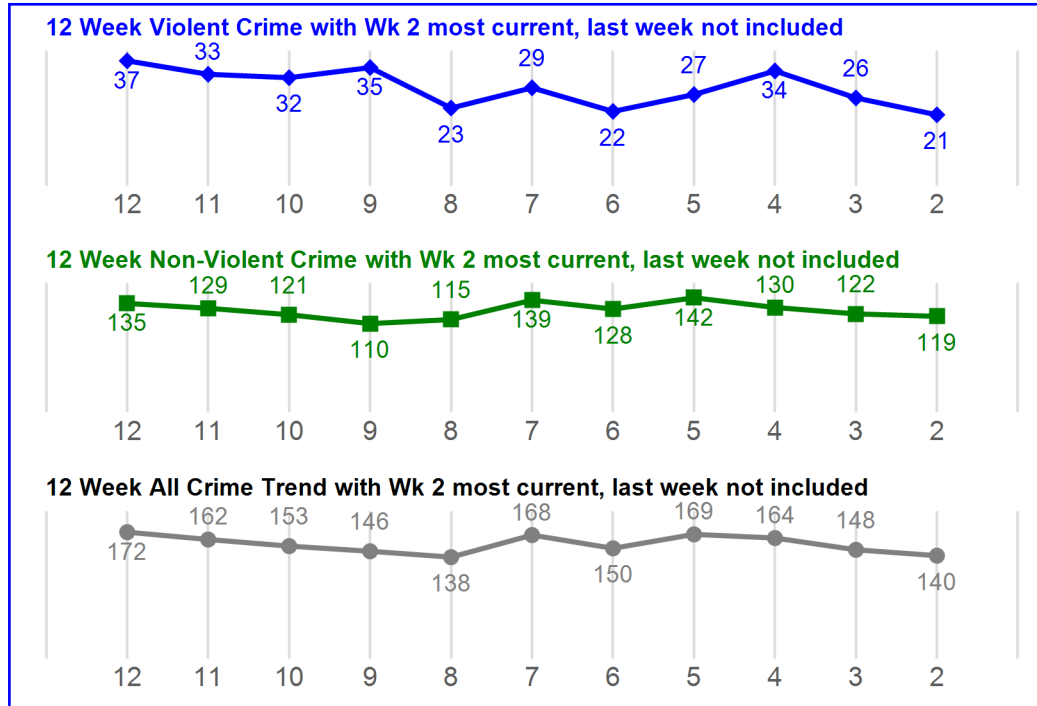
Priority	MTD	Over /Under vs Lst Yr	YTD	Over /Under vs Lst Yr
1	12.88	-0.19 ▼	10.58	-0.43 ▼
2	166.60	-41.16 ▼	128.80	-28.53 ▼
3	303.83	-267.89 ▼	279.64	1,205.57 ▼
4	269.36	-201.45 ▼	286.02	-977.56 ▼

Over / Under compared to Last Year NOT GOALS

## Dispatched Calls for Service MTD and YTD

Priority	MTD	% Chg	YTD	% Chg
1	426	-5.33% ▼	5396	-3.64% ▼
2	2673	-13.58% ▼	36106	-10.64% ▼
3	1175	-24.87% ▼	16115	-9.63% ▼
4	363	-51.60% ▼	5988	-35.45% ▼
<b>Total All</b>	<b>4637</b>	<b>-20.83% ▼</b>	<b>63605</b>	<b>-13.01% ▼</b>

## NORTHEAST



## NIBRS Administrative Report MTD and YTD

Crime Against	MTD	% Chg	YTD	% Chg
PERSON	257	-2.65% ▼	3524	-1.89% ▼
PROPERTY	493	-44.10% ▼	8548	-17.62% ▼
SOCIETY	108	28.57% ▲	1356	-7.63% ▼
<b>Total</b>	<b>858</b>	<b>-30.24% ▼</b>	<b>13428</b>	<b>-13.01% ▼</b>

## NIBRS Compstat Daily Report MTD and YTD

CRIME TYPE	MTD	% Chg	YTD	% Chg
Non-Violent	364	-48.22% ▼	6485	-19.73% ▼
Violent	80	-16.67% ▼	1182	-7.00% ▼
<b>TOTAL</b>	<b>444</b>	<b>-44.43% ▼</b>	<b>7667</b>	<b>-18.00% ▼</b>

## Gun Crime- Offenses Involving Guns MTD and YTD

Crime Category	MTD	% Chg	YTD	% Chg
ASSAULT OFFENSES	30	-26.83% ▼	480	-16.23% ▼
HOMICIDE OFFENSES	0	-100.00% ▼	14	-6.67% ▼
ROBBERY	9	-30.77% ▼	162	-16.06% ▼
SEX OFFENSES	0	-100.00% ▼	4	0.00% ▬
<b>Total</b>	<b>39</b>	<b>-31.58% ▼</b>	<b>660</b>	<b>-15.92% ▼</b>

## Arrest Summary MTD and YTD

Arrest Crime Against	MTD	% Chg	YTD	% Chg
PERSON	63	8.62% ▲	858	3.25% ▲
PROPERTY	31	6.90% ▲	405	8.29% ▲
SOCIETY	80	73.91% ▲	793	5.59% ▲
Other Misc	106	-17.19% ▼	1412	-8.37% ▼
<b>TOTAL ARRESTS</b>	<b>280</b>	<b>7.28% ▲</b>	<b>3468</b>	<b>-0.83% ▼</b>

## Family Violence Offense MTD and YTD

Crime Category	MTD	% Chg	YTD	% Chg
ASSAULT OFFENSES	141	12.80% ▲	1839	6.06% ▲
HOMICIDE OFFENSES	0	NC	3	0.00% ▬
KIDNAPPING/ ABDUCTION	1	0.00% ▬	26	44.44% ▲
SEX OFFENSES	2	0.00% ▬	44	2.33% ▲
<b>Total</b>	<b>144</b>	<b>12.50% ▲</b>	<b>1912</b>	<b>6.34% ▲</b>



# Dallas Police Department Call, Crime, and Arrest Dashboard

Reports as of: Thursday, October 24, 2024

## Response Times MTD and YTD

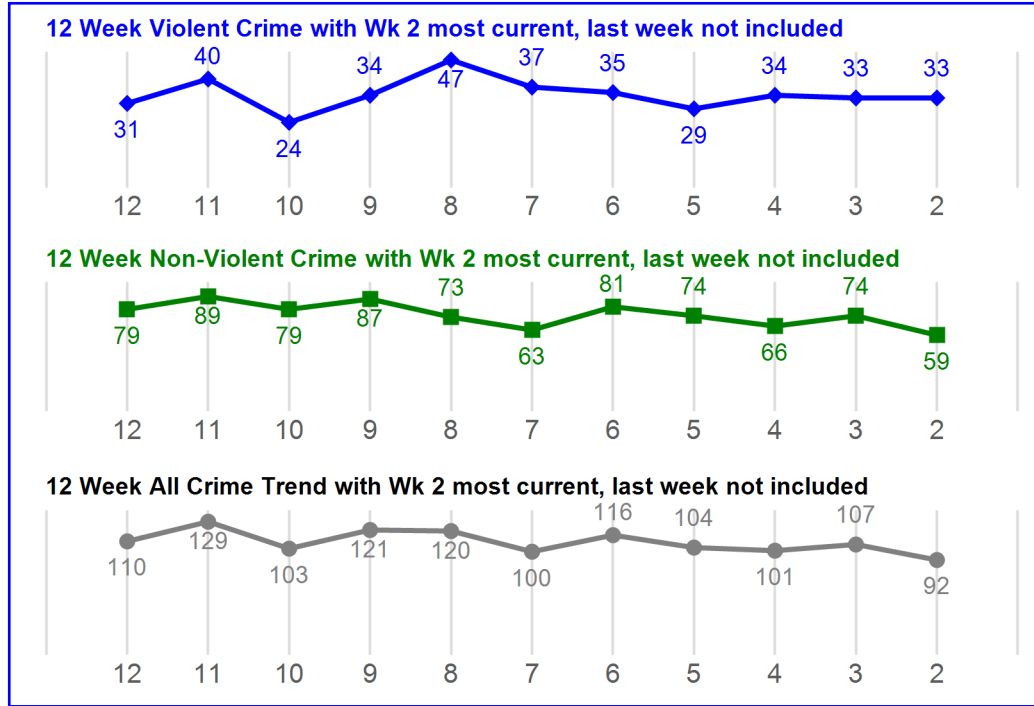
Priority	MTD	Over /Under vs Lst Yr	YTD	Over /Under vs Lst Yr
1	17.62	2.42 ▲	14.77	1.45 ▲
2	156.26	-68.30 ▼	142.80	-53.28 ▼
3	244.73	-382.89 ▼	244.84	-827.52 ▼
4	299.87	-308.96 ▼	285.26	-784.82 ▼

Over / Under compared to Last Year NOT GOALS

## Dispatched Calls for Service MTD and YTD

Priority	MTD	% Chg	YTD	% Chg
1	484	6.61% ▲	5556	-1.63% ▼
2	2262	-12.97% ▼	29612	-13.53% ▼
3	879	-25.57% ▼	11590	-17.66% ▼
4	404	-50.31% ▼	5960	-34.86% ▼
<b>Total All</b>	<b>4029</b>	<b>-20.17% ▼</b>	<b>52718</b>	<b>-16.48% ▼</b>

## SOUTHEAST



## NIBRS Administrative Report MTD and YTD

Crime Against	MTD	% Chg	YTD	% Chg
PERSON	288	2.49% ▲	3805	-9.83% ▼
PROPERTY	351	-40.51% ▼	5441	-16.97% ▼
SOCIETY	137	10.48% ▲	2148	47.33% ▲
<b>Total</b>	<b>776</b>	<b>-22.01% ▼</b>	<b>11394</b>	<b>-6.84% ▼</b>

## NIBRS Compstat Daily Report MTD and YTD

CRIME TYPE	MTD	% Chg	YTD	% Chg
Non-Violent	212	-50.58% ▼	3647	-20.82% ▼
Violent	129	1.57% ▲	1552	-17.01% ▼
<b>TOTAL</b>	<b>341</b>	<b>-38.67% ▼</b>	<b>5199</b>	<b>-19.72% ▼</b>

## Gun Crime- Offenses Involving Guns MTD and YTD

Crime Category	MTD	% Chg	YTD	% Chg
ASSAULT OFFENSES	56	-3.45% ▼	805	-20.77% ▼
HOMICIDE OFFENSES	3	-40.00% ▼	36	-21.74% ▼
ROBBERY	28	27.27% ▲	211	-10.97% ▼
SEX OFFENSES	1	NC	6	100.00% ▲
<b>Total</b>	<b>88</b>	<b>3.53% ▲</b>	<b>1058</b>	<b>-18.74% ▼</b>

## Arrest Summary MTD and YTD

Arrest Crime Against	MTD	% Chg	YTD	% Chg
PERSON	77	14.93% ▲	993	2.27% ▲
PROPERTY	40	33.33% ▲	406	24.16% ▲
SOCIETY	84	35.48% ▲	1021	42.20% ▲
Other Misc	108	5.88% ▲	1636	18.81% ▲
<b>TOTAL ARRESTS</b>	<b>309</b>	<b>18.39% ▲</b>	<b>4056</b>	<b>19.54% ▲</b>

## Family Violence Offense MTD and YTD

Crime Category	MTD	% Chg	YTD	% Chg
ASSAULT OFFENSES	157	10.56% ▲	1842	-10.01% ▼
HOMICIDE OFFENSES	2	100.00% ▲	3	-57.14% ▼
KIDNAPPING/ ABDUCTION	2	NC	19	58.33% ▲
SEX OFFENSES	1	-80.00% ▼	58	-22.67% ▼
<b>Total</b>	<b>162</b>	<b>9.46% ▲</b>	<b>1922</b>	<b>-10.23% ▼</b>



# Dallas Police Department Call, Crime, and Arrest Dashboard

Reports as of: Thursday, October 24, 2024

## Response Times MTD and YTD

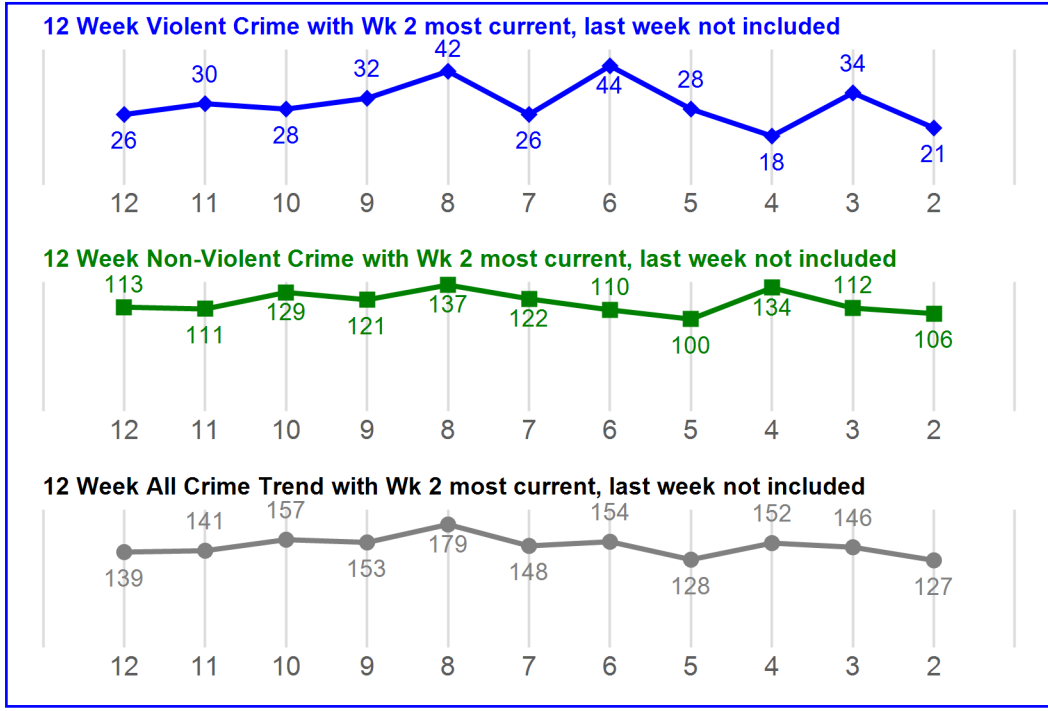
Priority	MTD	Over /Under vs Lst Yr	YTD	Over /Under vs Lst Yr
1	13.40	1.40 ▲	12.04	-0.54 ▼
2	93.14	3.99 ▲	74.11	-21.24 ▼
3	226.83	-145.63 ▼	229.08	-171.00 ▼
4	269.36	-90.85 ▼	231.53	-212.98 ▼

Over / Under compared to Last Year NOT GOALS

## Dispatched Calls for Service MTD and YTD

Priority	MTD	% Chg	YTD	% Chg
1	391	-3.22% ▼	4893	0.51% ▲
2	2646	-4.96% ▼	33129	-5.26% ▼
3	1053	-24.52% ▼	15143	-10.61% ▼
4	527	-31.29% ▼	7685	-23.97% ▼
<b>Total All</b>	<b>4617</b>	<b>-13.70% ▼</b>	<b>60850</b>	<b>-9.02% ▼</b>

## SOUTHWEST



## NIBRS Administrative Report MTD and YTD

Crime Against	MTD	% Chg	YTD	% Chg
PERSON	263	-13.20% ▼	3469	-6.12% ▼
PROPERTY	494	-30.23% ▼	7814	-5.03% ▼
SOCIETY	125	10.62% ▲	1706	-7.08% ▼
<b>Total</b>	<b>882</b>	<b>-21.53% ▼</b>	<b>12989</b>	<b>-5.60% ▼</b>

## NIBRS Compstat Daily Report MTD and YTD

CRIME TYPE	MTD	% Chg	YTD	% Chg
Non-Violent	364	-33.58% ▼	5831	-5.00% ▼
Violent	79	-15.05% ▼	1196	-1.40% ▼
<b>TOTAL</b>	<b>443</b>	<b>-30.89% ▼</b>	<b>7027</b>	<b>-4.41% ▼</b>

## Gun Crime- Offenses Involving Guns MTD and YTD

Crime Category	MTD	% Chg	YTD	% Chg
ASSAULT OFFENSES	44	-8.33% ▼	597	0.00% ▬
HOMICIDE OFFENSES	0	-100.00% ▼	18	-28.00% ▼
ROBBERY	10	-28.57% ▼	175	-9.33% ▼
SEX OFFENSES	1	NC	2	NC
<b>Total</b>	<b>55</b>	<b>-12.70% ▼</b>	<b>792</b>	<b>-2.82% ▼</b>

## Arrest Summary MTD and YTD

Arrest Crime Against	MTD	% Chg	YTD	% Chg
PERSON	63	-11.27% ▼	867	-2.03% ▼
PROPERTY	24	4.35% ▲	396	4.49% ▲
SOCIETY	63	5.00% ▲	884	-2.32% ▼
Other Misc	118	-7.09% ▼	1532	-10.67% ▼
<b>TOTAL ARRESTS</b>	<b>268</b>	<b>-4.63% ▼</b>	<b>3679</b>	<b>-5.28% ▼</b>

## Family Violence Offense MTD and YTD

Crime Category	MTD	% Chg	YTD	% Chg
ASSAULT OFFENSES	140	-17.16% ▼	1785	-6.25% ▼
HOMICIDE OFFENSES	0	NC	3	-57.14% ▼
HUMAN TRAFFICKING	0	NC	0	-100.00% ▼
KIDNAPPING/ ABDUCTION	0	NC	16	-5.88% ▼
SEX OFFENSES	4	-20.00% ▼	43	-29.51% ▼
<b>Total</b>	<b>144</b>	<b>-17.24% ▼</b>	<b>1847</b>	<b>-7.19% ▼</b>



# Dallas Police Department Call, Crime, and Arrest Dashboard

Reports as of: Thursday, October 24, 2024

## Response Times MTD and YTD

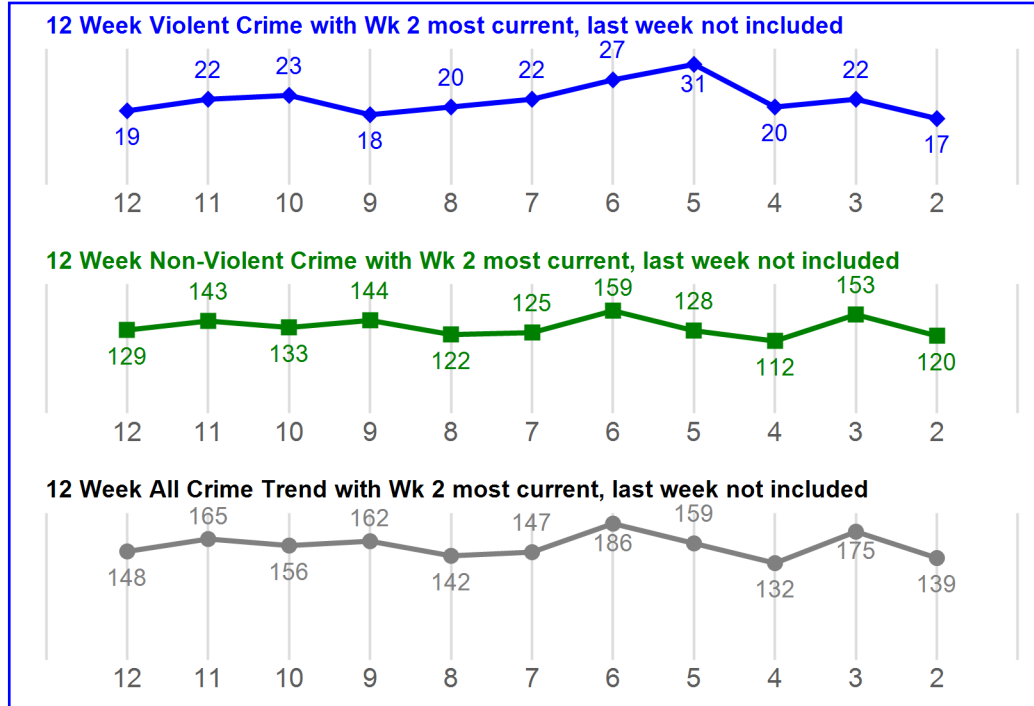
Priority	MTD	Over /Under vs Lst Yr	YTD	Over /Under vs Lst Yr
1	9.81	1.17 ▲	9.14	-0.31 ▼
2	60.66	13.20 ▲	54.60	-8.03 ▼
3	245.89	15.37 ▲	205.54	-243.96 ▼
4	313.11	17.81 ▲	235.90	-387.23 ▼

Over / Under compared to Last Year NOT GOALS

## Dispatched Calls for Service MTD and YTD

Priority	MTD	% Chg	YTD	% Chg
1	328	-11.35% ▼	4110	-7.08% ▼
2	2453	3.20% ▲	30681	-3.17% ▼
3	1239	-20.42% ▼	16853	-14.95% ▼
4	382	-35.80% ▼	5369	-34.96% ▼
<b>Total All</b>	<b>4402</b>	<b>-10.14% ▼</b>	<b>57013</b>	<b>-11.17% ▼</b>

## NORTHWEST



## NIBRS Administrative Report MTD and YTD

Crime Against	MTD	% Chg	YTD	% Chg
PERSON	165	-15.82% ▼	2525	-4.68% ▼
PROPERTY	535	-19.55% ▼	7653	-10.59% ▼
SOCIETY	107	-13.01% ▼	1896	-5.91% ▼
<b>Total</b>	<b>807</b>	<b>-17.99% ▼</b>	<b>12074</b>	<b>-8.69% ▼</b>

## NIBRS Compstat Daily Report MTD and YTD

CRIME TYPE	MTD	% Chg	YTD	% Chg
Non-Violent	411	-20.66% ▼	5934	-10.28% ▼
Violent	61	-3.17% ▼	912	-9.61% ▼
<b>TOTAL</b>	<b>472</b>	<b>-18.76% ▼</b>	<b>6846</b>	<b>-10.19% ▼</b>

## Gun Crime- Offenses Involving Guns MTD and YTD

Crime Category	MTD	% Chg	YTD	% Chg
ASSAULT OFFENSES	15	-44.44% ▼	312	-9.83% ▼
HOMICIDE OFFENSES	1	-50.00% ▼	12	-53.85% ▼
ROBBERY	14	16.67% ▲	153	-10.53% ▼
SEX OFFENSES	0	NC	7	75.00% ▲
<b>Total</b>	<b>30</b>	<b>-26.83% ▼</b>	<b>484</b>	<b>-11.52% ▼</b>

## Arrest Summary MTD and YTD

Arrest Crime Against	MTD	% Chg	YTD	% Chg
PERSON	40	-23.08% ▼	647	0.94% ▲
PROPERTY	37	32.14% ▲	466	5.91% ▲
SOCIETY	79	-4.82% ▼	1212	-16.12% ▼
Other Misc	133	-33.17% ▼	2354	26.76% ▲
<b>TOTAL ARRESTS</b>	<b>289</b>	<b>-20.17% ▼</b>	<b>4679</b>	<b>6.75% ▲</b>

## Family Violence Offense MTD and YTD

Crime Category	MTD	% Chg	YTD	% Chg
ASSAULT OFFENSES	56	-30.86% ▼	1036	-0.48% ▼
HOMICIDE OFFENSES	0	NC	1	0.00% ▬
HUMAN TRAFFICKING	0	-100.00% ▼	0	-100.00% ▼
KIDNAPPING/ ABDUCTION	0	NC	12	-25.00% ▼
SEX OFFENSES	0	-100.00% ▼	25	-21.88% ▼
<b>Total</b>	<b>56</b>	<b>-34.88% ▼</b>	<b>1074</b>	<b>-1.65% ▼</b>



# Dallas Police Department Call, Crime, and Arrest Dashboard

Reports as of: Thursday, October 24, 2024

## Response Times MTD and YTD

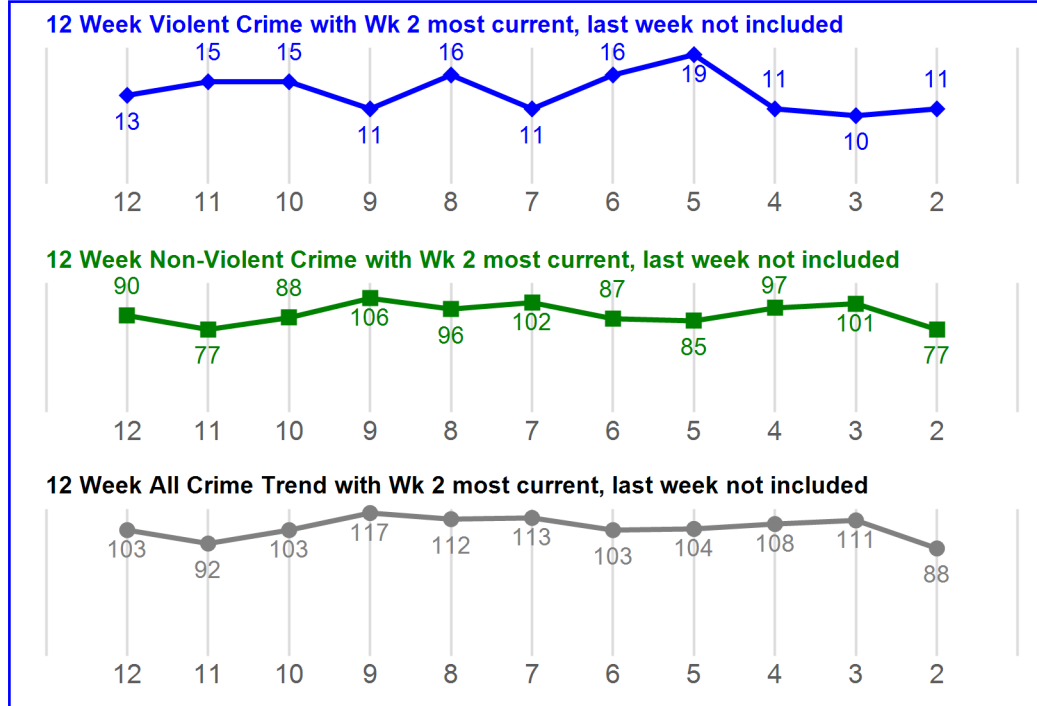
Priority	MTD	Over/Under vs Lst Yr	YTD	Over/Under vs Lst Yr
1	11.39	1.60 ▲	10.39	0.84 ▲
2	85.98	9.88 ▲	62.82	9.01 ▲
3	181.57	-59.14 ▼	172.69	-27.11 ▼
4	233.00	-93.90 ▼	241.56	-22.39 ▼

Over / Under compared to Last Year NOT GOALS

## Dispatched Calls for Service MTD and YTD

Priority	MTD	% Chg	YTD	% Chg
1	272	9.24% ▲	2999	-1.48% ▼
2	1897	-5.90% ▼	24141	-4.68% ▼
3	905	-18.62% ▼	12083	-15.67% ▼
4	503	-32.21% ▼	7043	-24.21% ▼
<b>Total All</b>	<b>3577</b>	<b>-13.16% ▼</b>	<b>46266</b>	<b>-11.01% ▼</b>

## NORTH CENTRAL



## NIBRS Administrative Report MTD and YTD

Crime Against	MTD	% Chg	YTD	% Chg
PERSON	161	-8.00% ▼	2240	4.58% ▲
PROPERTY	349	-39.93% ▼	5460	-22.90% ▼
SOCIETY	47	-4.08% ▼	520	-6.98% ▼
<b>Total</b>	<b>557</b>	<b>-30.81% ▼</b>	<b>8220</b>	<b>-15.98% ▼</b>

## NIBRS Compstat Daily Report MTD and YTD

CRIME TYPE	MTD	% Chg	YTD	% Chg
Non-Violent	284	-40.08% ▼	4279	-22.82% ▼
Violent	27	-37.21% ▼	572	-4.51% ▼
<b>TOTAL</b>	<b>311</b>	<b>-39.85% ▼</b>	<b>4851</b>	<b>-21.03% ▼</b>

## Gun Crime- Offenses Involving Guns MTD and YTD

Crime Category	MTD	% Chg	YTD	% Chg
ASSAULT OFFENSES	12	33.33% ▲	234	6.85% ▲
HOMICIDE OFFENSES	0	-100.00% ▼	3	-80.00% ▼
ROBBERY	1	-80.00% ▼	80	-5.88% ▼
SEX OFFENSES	0	NC	1	0.00% ▬
<b>Total</b>	<b>13</b>	<b>-13.33% ▼</b>	<b>318</b>	<b>-0.63% ▼</b>

## Arrest Summary MTD and YTD

Arrest Crime Against	MTD	% Chg	YTD	% Chg
PERSON	42	-14.29% ▼	568	8.19% ▲
PROPERTY	11	-31.25% ▼	185	-11.06% ▼
SOCIETY	32	0.00% ▬	365	-18.34% ▼
Other Misc	69	7.81% ▲	844	-4.74% ▼
<b>TOTAL ARRESTS</b>	<b>154</b>	<b>-4.35% ▼</b>	<b>1962</b>	<b>-5.03% ▼</b>

## Family Violence Offense MTD and YTD

Crime Category	MTD	% Chg	YTD	% Chg
ASSAULT OFFENSES	95	-2.06% ▼	1170	1.74% ▲
HOMICIDE OFFENSES	0	-100.00% ▼	1	-66.67% ▼
HUMAN TRAFFICKING	0	NC	1	NC
KIDNAPPING/ ABDUCTION	1	0.00% ▬	12	>100% ▲
SEX OFFENSES	0	-100.00% ▼	21	-40.00% ▼
<b>Total</b>	<b>96</b>	<b>-8.57% ▼</b>	<b>1205</b>	<b>1.01% ▲</b>



# Dallas Police Department Call, Crime, and Arrest Dashboard

Reports as of: Thursday, October 24, 2024

## Response Times MTD and YTD

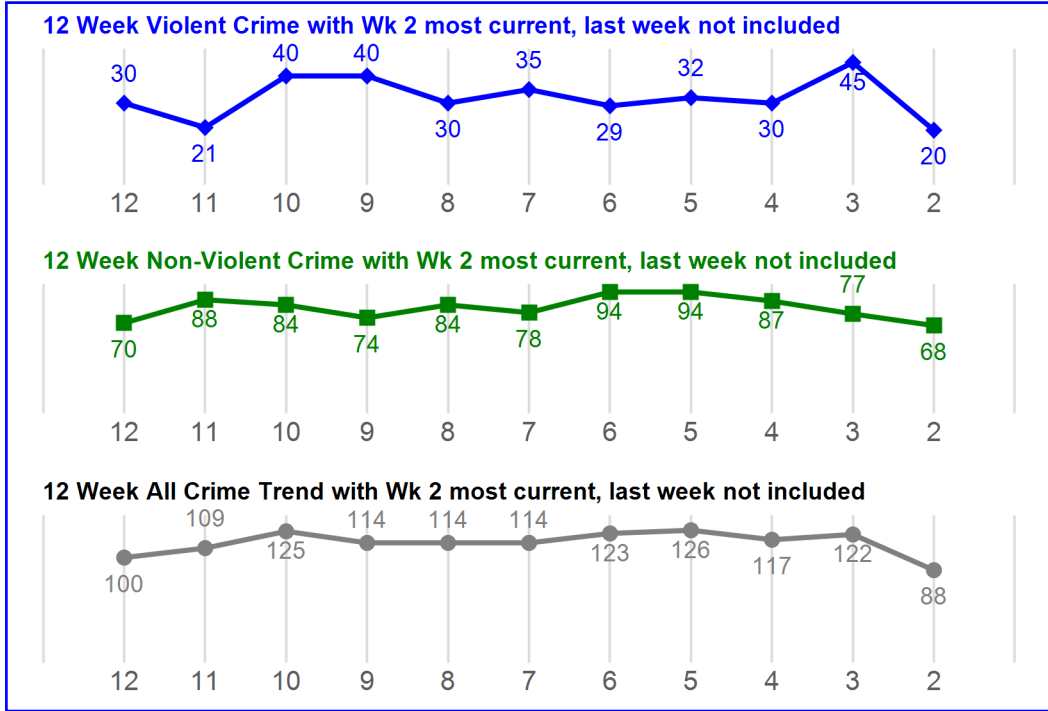
Priority	MTD	Over /Under vs Lst Yr	YTD	Over /Under vs Lst Yr
1	13.50	-0.86 ▼	12.78	-1.17 ▼
2	111.97	-26.24 ▼	92.59	-41.75 ▼
3	260.93	-138.17 ▼	238.64	-194.63 ▼
4	251.63	-142.96 ▼	223.88	-261.05 ▼

Over / Under compared to Last Year NOT GOALS

## Dispatched Calls for Service MTD and YTD

Priority	MTD	% Chg	YTD	% Chg
1	405	16.71% ▲	4996	-4.53% ▼
2	2514	-0.55% ▼	31833	-3.61% ▼
3	893	-25.08% ▼	12120	-18.83% ▼
4	378	-44.33% ▼	5688	-30.41% ▼
<b>Total All</b>	<b>4190</b>	<b>-11.72% ▼</b>	<b>54637</b>	<b>-10.96% ▼</b>

## SOUTH CENTRAL



## NIBRS Administrative Report MTD and YTD

Crime Against	MTD	% Chg	YTD	% Chg
PERSON	270	-8.16% ▼	3533	-7.27% ▼
PROPERTY	379	-19.87% ▼	5126	-11.07% ▼
SOCIETY	141	-25.40% ▼	1839	-12.80% ▼
<b>Total</b>	<b>790</b>	<b>-17.36% ▼</b>	<b>10498</b>	<b>-10.14% ▼</b>

## NIBRS Compstat Daily Report MTD and YTD

CRIME TYPE	MTD	% Chg	YTD	% Chg
Non-Violent	250	-30.17% ▼	3552	-11.02% ▼
Violent	103	-6.36% ▼	1253	-19.58% ▼
<b>TOTAL</b>	<b>353</b>	<b>-24.57% ▼</b>	<b>4805</b>	<b>-13.42% ▼</b>

## Gun Crime- Offenses Involving Guns MTD and YTD

Crime Category	MTD	% Chg	YTD	% Chg
ASSAULT OFFENSES	53	-18.46% ▼	661	-21.50% ▼
HOMICIDE OFFENSES	2	-50.00% ▼	38	0.00% ▬
ROBBERY	10	-16.67% ▼	141	-22.95% ▼
SEX OFFENSES	0	NC	5	0.00% ▬
<b>Total</b>	<b>65</b>	<b>-19.75% ▼</b>	<b>845</b>	<b>-20.88% ▼</b>

## Arrest Summary MTD and YTD

Arrest Crime Against	MTD	% Chg	YTD	% Chg
PERSON	70	-4.11% ▼	907	-8.94% ▼
PROPERTY	28	-17.65% ▼	370	-1.86% ▼
SOCIETY	70	-17.65% ▼	931	-8.90% ▼
Other Misc	134	2.29% ▲	1679	-2.38% ▼
<b>TOTAL ARRESTS</b>	<b>302</b>	<b>-6.50% ▼</b>	<b>3887</b>	<b>-5.54% ▼</b>

## Family Violence Offense MTD and YTD

Crime Category	MTD	% Chg	YTD	% Chg
ASSAULT OFFENSES	139	-4.79% ▼	1861	-1.22% ▼
HOMICIDE OFFENSES	0	-100.00% ▼	7	16.67% ▲
KIDNAPPING/ ABDUCTION	1	NC	3	-40.00% ▼
SEX OFFENSES	5	0.00% ▬	28	-60.00% ▼
<b>Total</b>	<b>145</b>	<b>-4.61% ▼</b>	<b>1899</b>	<b>-3.36% ▼</b>