

Textile Preservation Associates, Inc.

P.O. BOX 60 • KEEDYSVILLE, MARYLAND 21756 • PHONE (301) 432-4160 FAX (301) 432-8797

ANALYSIS REPORT

A full Analysis was not carried out on this object. Only the construction was documented.

Date: January 4, 2003

TPA No. 1114

Object 21 Star U. S. Nat'l.

Cat. No. ZFC 0422

Client Ben Zaricor
831 Almar Avenue
Santa Cruz, CA 95060

Phone (831) 423-7913 ext 224

FAX (831) 423-0836

EXAMINATION DATE

June 23, 2002

DESCRIPTION Terminology used is taken from Sauers¹.

Size: Leading edge: 75" Fly: 90"

The flag is a U. S. National constructed of one layer of red, white and blue fabric. The blue canton measures 35 1/2" on the hoist and 36" on the fly and rests on the seventh (white) stripe. The canton is decorated with twenty-one, five pointed stars arranged in a "great star" pattern of a large five pointed star. The stars measure 2 3/4" to 3" point to point and are appliquéd to each side of the canton with the edges unturned. There are thirteen red and white stripes that measure 5 1/2" to 6" in width. The leading edge is folded over a strip of white cotton to form a 1 3/4" hem with a 3/8" 3 ply Z twisted rope inside. The rope has a 1 3/4" loop at the top and bottom for attachment. In addition, there are two pairs of ties 1/3rd and 2/3rds of the way down the hoist for attachment to a staff. The hoist is machine sewn while the seams and stars are hand sewn.

EXAMINATION

9 digital photos were taken.

4 scale drawings were prepared, of the obverse and reverse.

One particle sample enclosed.

The particle samples are an uncontaminated, vacuum sampling of the particulate matter present throughout the surface of the flag. Do not open the container or they will be contaminated and lost. If the flag has never been washed, analysis of these particles often reveals soils, pollen, airborne contaminants such as salt spray or combustion products, and any other particulate matter the flag has been in contact with throughout its history. Identification of the particulate matter requires a skilled forensic microscopist².

METHOD OF CONSTRUCTION

1. One piece of woven blue twill fabric was cut 35" x 33 1/2".
2. Twenty-one 2 3/4" to 3" five pointed stars of white cotton were cut for the canton. The stars were appliquéd to both sides with the edges left unturned and whipstitched around the perimeter. The sewing thread was an off-white 3/2 ply S cotton.
3. Six stripes (three red and three white) approximately 6" wide were cut approximately 57" in length from a wool challis fabric. The stripes were joined with plain seams. The stripes were then joined to the canton with a plain seam and the seam selvages were bound with a whipstitch.
4. Seven stripes (three red and four white) approximately 6" wide were cut approximately 90" in length. The stripes were joined with plain seams with the seam selvages whipstitched, to form the bottom portion of the flag. This was then joined to the top half of the flag in the same manner.
5. The leading edge was turned to the reverse, wrapping it around a 3/8" rope. The edge is currently bound with a row of lockstitch machine sewing but this does not appear to be original. Two openings were left in the sleeve 24" and 52" from the top to access the rope with ties.
6. The configuration of the fly end was not determined.

SAMPLING

The flag was not sampled.

CONDITION

The flag is severely damaged with the majority of the damage occurring in the canton and along the fly end. The canton fabric is severely degraded with numerous horizontal splits and missing fabric, primarily across the top. The red stripes on the fly end are more severely damaged with greater losses than the white stripes. Only the bottom white stripe has major losses. The flag is stained and soiled and has numerous repairs both hand and lockstitch machine stitching (see condition drawing). There are minor holes throughout the fly and numerous areas of staining.

RESULTS OF THE EXAMINATION


A complete analysis was not carried out on the flag.

REPORTED HISTORY

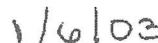
The flag was acquired in 1995 by Mr. Ben Zaricor of Santa Cruz, California from the Butterfield & Butterfield Auction of January 27-28, 1997, item 1630.

CONCLUSION

The flag was not examined sufficiently to draw any conclusions.



Fonda Ghiardi Thomsen, Director
Fellow, American Institute for Conservation



Date

TPA# 1114
ZFC-0422

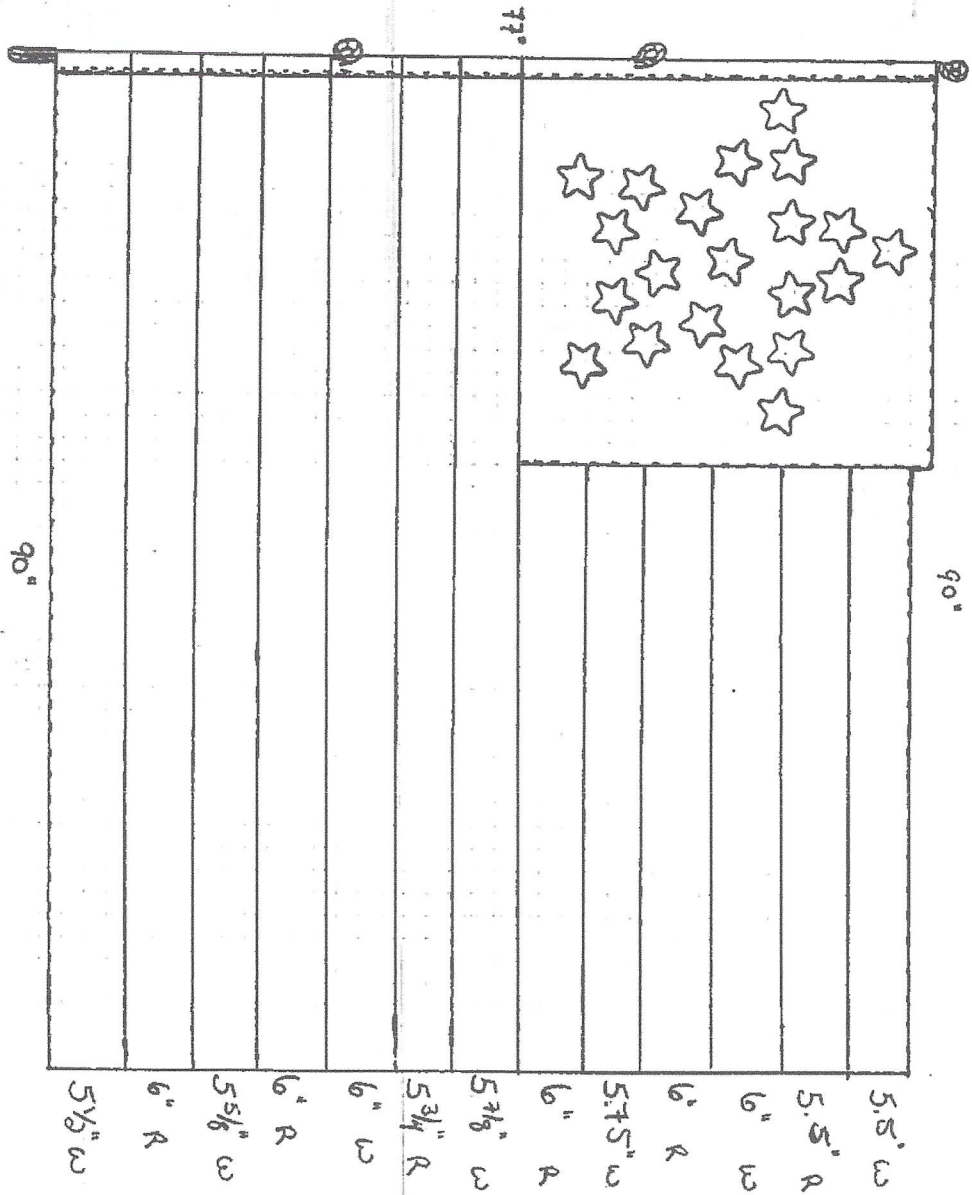
21 Star U.S. National Flag

Obverse

Drawing No: 1

Construction

Scale $\frac{1}{8}'' = 2''$



Stars:

$2\frac{3}{4}$ -3" across
points; applied to
each side; edges unframed

Canton $3\frac{5}{8}$ " x 3"
leading edge $1\frac{3}{4}$ "
red stripes $5\frac{1}{2}$ -6"
white stripes $5\frac{1}{2}$ -6"

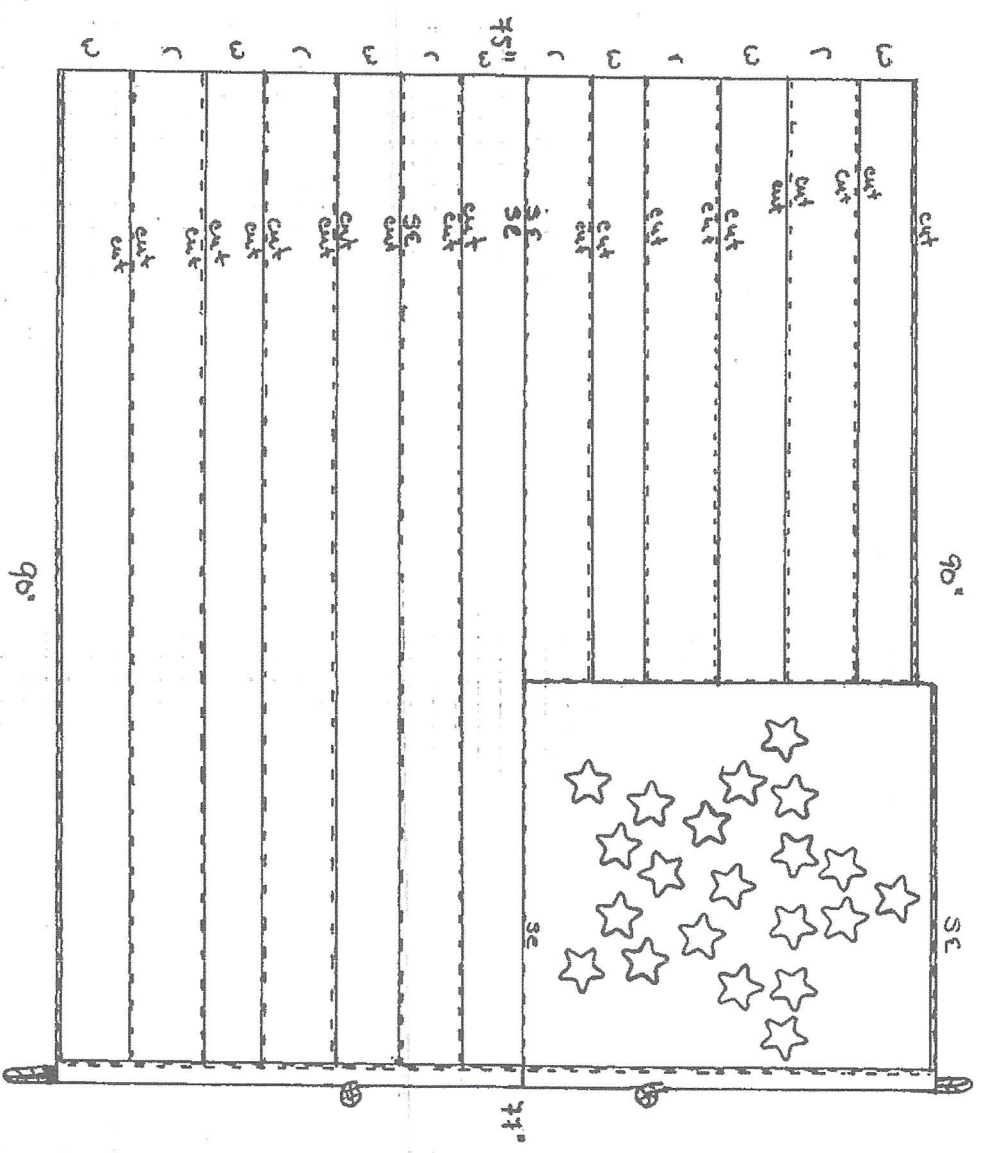
TPA 1114
 ZFC-0422

21 Star U.S. National Flag Reverse Drafting No: 2 Construction

Scale $\frac{1}{8}'' = 2''$
 0 2 4 6 8



$2\frac{3}{4}'' - 3''$ across points
 applied to each side, edges unfurled
 Canton $35\frac{1}{8}'' \times 36''$
 red stripes $5\frac{7}{8}'' - 6\frac{1}{4}''$
 white stripes $5 - 5\frac{1}{8}''$
 leading edge $1\frac{3}{4}''$



TPA# 1114
ZFC-0422

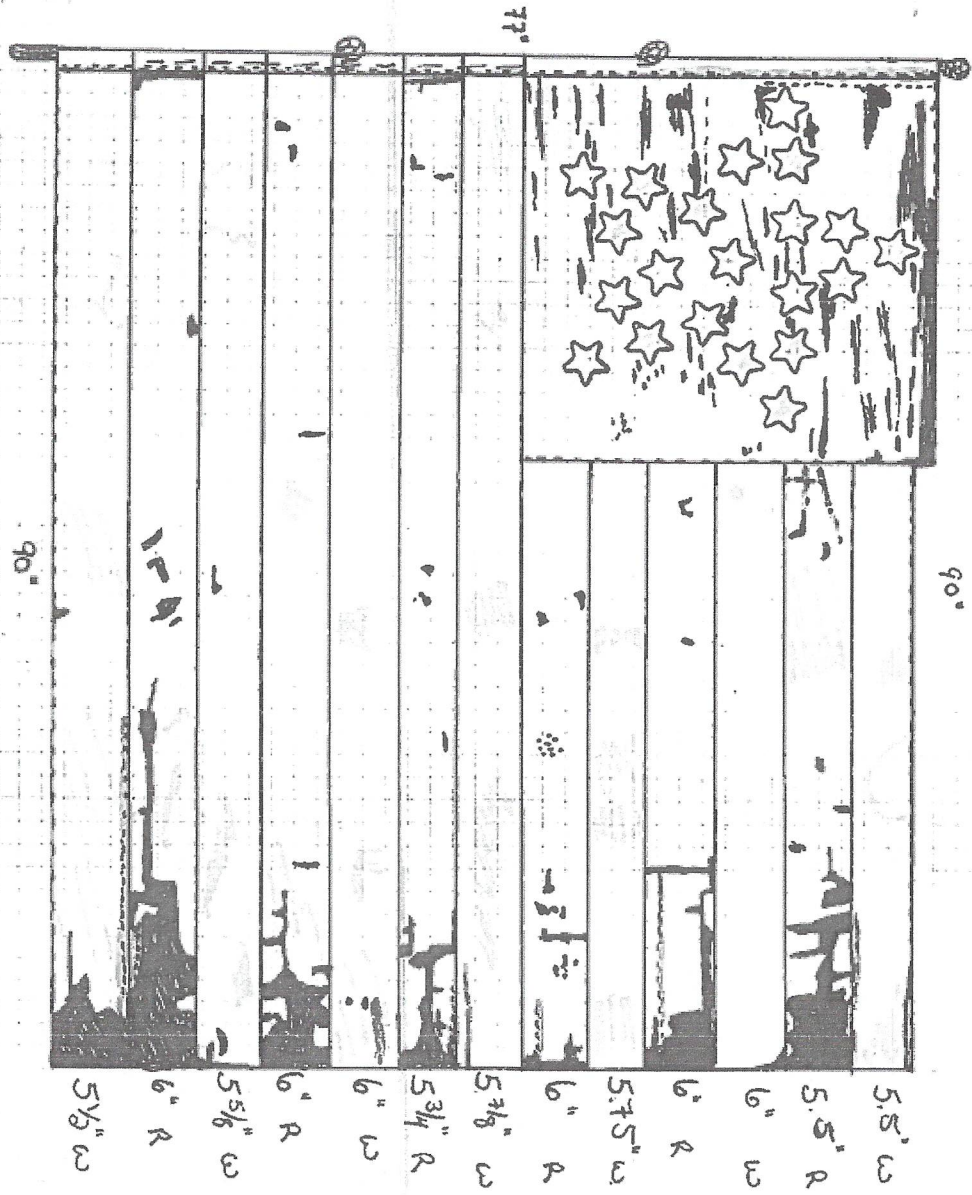
21 Star U.S. National Flag

Obverse

Scale 1/8" = 2"



Drawing No: 3
Condition



5.8" W
5.5" R
6" W
6" R
5.75" W
6" R
5.75" W
5.75" W
5.3 1/4" R
6" W
6" R
5.5 1/8" W
6" R
5.7 1/2" W



Stars:

2 3/4 - 3" across
points, applied to
each side; edges curved

Canton 35 3/8" x 30"
leading edge 1 3/4"
red stripes 5 3/8 - 6"
white stripes 5 7/8 - 6"

missing areas
fading
staining/soiling
led stitch medium repair
missing stitch repair

TPA # 1114

ZFC-0422

01 Star U.S. National Flag

Reverse Darning No: 4 Condition

Scale $\frac{1}{8}'' = 2''$
TTTTT
02468

Stars:



$2\frac{3}{4} \times 3''$ across points

applied to each side, edges untuned


Carbon $35\frac{1}{2} \times 30''$

red stripes: $5\frac{3}{8} - 6\frac{1}{4}''$

white stripes: $5 - 5\frac{1}{2}''$

leading edge $1\frac{3}{4}''$

75''



missing areas

Fading

Staining/soiling

lock stitch machine
repair sewing

running stitch
repairs