



**CHERRY HILL TOWNSHIP**  
**OPEN PUBLIC RECORDS ACT REQUEST FORM**  
 Cherry Hill Township

Date Received: 4/1/2024  
 Tracking Number: \_\_\_\_\_  
 OPRA-Req-24-0556

**Important Notice**  
 The last page of this form contains important information related to your rights concerning government records. Please read it carefully.

**Requestor Information**

**Payment Information**

Name: Samuel Sinyangwe  
 Address: MuckRock NewsDEPT MR 161502  
 City: Boston State: MA Zip: 02115  
 Telephone: 6172991832 Fax: \_\_\_\_\_  
 Email: 161502-41552447@requests.muckrock.com  
 Preferred Delivery: E-Mail

Maximum Authorized Cost 5  
 Letter size pages - \$0.05 per page  
 Legal size pages - \$0.07 per page  
 Other materials (CD, DVD, etc) - actual cost of material

If you are requesting records containing personal information: Under penalty of N.J.S.A. 2C:28-3, I certify that I HAVE NOT been convicted of any indictable offense under the laws of New Jersey, any other state, or the United States.

Signature: \_\_\_\_\_ Date: \_\_\_\_\_

**Record Request Information:**

Location: \_\_\_\_\_

Includes Common Law Request

To Whom It May Concern: Pursuant to the New Jersey Open Public Records Act, I hereby request the following records: 1. the total number of police use of force incidents reported from 2020-2022, separated by year. 2. the total number of use of force incidents, separated by type of force and year, from 2020-2022 (for example, information that specifies the number of taser incidents in 2022, baton incidents in 2022, taser incidents in 2021, baton incidents in 2021, etc.) 3. the total number of civilian complaints against law enforcement that were reported and the total number sustained from 2020-2022, separated by year. 4. the total number of civilian complaints alleging law enforcement use of excessive force that were reported and the total number sustained from 2020-2022, separated by year. 5. the total number of civilian complaints alleging biased policing or racial profiling that were reported and the total number sustained from 2020-2022, separated by year. 6. the total number of civilian complaints alleging criminal conduct that were reported and the total number sustained from 2020-2022, separated by year. 7. the total number of officer-involved shootings from 2020-2022, both fatal and non-fatal, separated by year. 8. the total number of people who police used force against in 2022, broken down by race/ethnicity. When available, I would appreciate being sent individualized data in this request in spreadsheet format. If individualized data are unavailable, please send information that includes aggregate statistics for the item instead. Note that my requests for civilian complaints are specifically for civilian complaints, please do not include complaints filed by one officer/the department against another officer. The requested documents will be made available to the general public, and this request is not being made for commercial purposes. In the event that there are fees, I would be grateful if you would inform me of the total charges in advance of fulfilling my request. I would prefer the request filled electronically, by e-mail attachment if available or CD-ROM if not. Thank you in advance for your anticipated cooperation in this matter. I look forward to receiving your response to this request within 7 business days, as the statute requires. Sincerely, Samuel Sinyangwe

Upload documents directly:  
[https://accounts.muckrock.com/accounts/login/?next=https%3A%2F%2Fwww.muckrock.com%2Faccounts%2Flogin%2F%3Fnext%3D%252Faccounts%252Fagency\\_login%252Fmunicipal-clerk-cherry-hill-township-16572%252Fpolice-data-collection-2020-2022-161502%252F%253Femail%253Dnsaffos%252540chtownship.comurl\\_auth\\_token=AABOgSAaOXJeQ8bOMIRnngroyou0%3A1rr9Q8%3AMeWM8UvCcxJn3dQFYaU5SC6gLRjpQg53C2AbzrFdMmY](https://accounts.muckrock.com/accounts/login/?next=https%3A%2F%2Fwww.muckrock.com%2Faccounts%2Flogin%2F%3Fnext%3D%252Faccounts%252Fagency_login%252Fmunicipal-clerk-cherry-hill-township-16572%252Fpolice-data-collection-2020-2022-161502%252F%253Femail%253Dnsaffos%252540chtownship.comurl_auth_token=AABOgSAaOXJeQ8bOMIRnngroyou0%3A1rr9Q8%3AMeWM8UvCcxJn3dQFYaU5SC6gLRjpQg53C2AbzrFdMmY)

AGENCY USE ONLY:	AGENCY USE ONLY:	AGENCY USE ONLY:
Est. Document Cost: _____	Disposition Notes: _____	Tracking Information: _____
Est. Delivery Cost: _____	Custodian: If any part of request cannot be delivered in seven business days, detail reason here.	Final Cost: _____
Est. Extras Cost: _____		Tracking # _____
		Rec'd Date _____
		Ready Date _____
		Total _____
		Deposit _____
		Bal. Due _____

Officer Force Applied Type	Report Total Count
Used arms	4
Used take down on	5

Event Type  
Use of Force

Report Total Count  
8



Agency Name: Cherry Hill Police Department, Camden County  
 Year: 2021

## Annual Internal Affairs Summary

	Pending from Prior Years	New cases	Cases Closed	Source of Complaint			Criminal Outcome				Internal Disciplinary Outcome					Pending End of Year	
				Agency	Civilian	Anon.	Convictio n	Diversio n	Dismissa l	Exonerated	Not Sustained	Unfounded	Administra- tively Closed	Sustained			
Excessive Force	0	0	0	0	0	0	0	0	0	0	0	0	0	0	0	0	0
Improper Arrest	0	0	0	0	0	0	0	0	0	0	0	0	0	0	0	0	0
Improper Entry	0	0	0	0	0	0	0	0	0	0	0	0	0	0	0	0	0
Improper Search	0	0	0	0	0	0	0	0	0	0	0	0	0	0	0	0	0
Other Criminal Violation	2	9	11	1	10	0	1	0	0	0	2	0	8	0	1	0	0
Differential Treatment	1	5	6	0	6	0	0	0	0	0	0	0	6	0	0	0	0
Demeanor	0	26	25	0	23	2	0	0	0	0	5	0	19	0	1	1	1
Domestic Violence	0	0	0	0	0	0	0	0	0	0	0	0	0	0	0	0	0
Other Rule Violation	1	48	46	22	21	3	0	0	0	0	6	6	5	0	29	3	3

Total Cases Opened	<u>88</u>
Total Cases Closed	<u>88</u>
Total Pending Cases	<u>4</u>
Total Cases >180 Days	<u>0</u>

# 2022 Internal Affairs Summary

## 2022

### Internal Affairs: 2022 Snapshot

	# allegations	# initial allegation sustained	# other allegation sustained	# not sustained
Criminal violation	0	0	0	0
Differential treatment	2	0	1	1
Excessive force	0	0	0	0
Improper arrest	0	0	0	0
Improper entry	0	0	0	0
Improper search	2	0	0	2
Violence incident (non-criminal)	0	0	0	0
Demeanor	6	0	1	5
Other rule violation	34	20	0	14
<b>TOTAL</b>	<b>44</b>	<b>20</b>	<b>2</b>	<b>22</b>

#### Distribution of sources for complaints closed in 2022

	Anonymous	Agency	Civilian
#	0	18	26
%	0%	41%	59%

#### Frequency of discipline by type for complaints closed in 2022

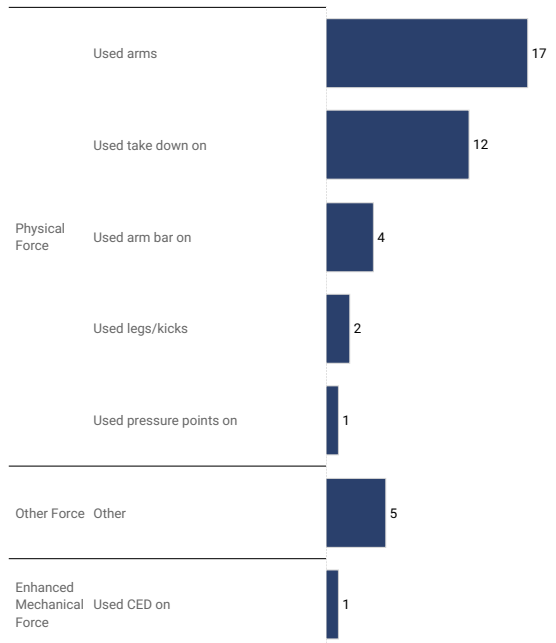
Frequency of discipline by type for complaints closed in 2022		2022 Summary	
Oral reprimand or performance notice	6	Total Pending from Prior Years	4
Written reprimand or written warning	13	Total Opened	42
Monetary fine or loss of pay	0	Total Closed	44
Suspension without pay	2	Total Sustained	22
Separated while IA pending	0	Total Not Sustained	22
Demotion or loss of promotion opportunity	0	Total >180 Days	0
Discharge from employment	0	Total Pending at end of 2022	2
Training, coaching, or counseling	1		
Loss of time	0		
None	0		
<b>TOTAL</b>	<b>22</b>		

# Use of Force Type & Subject Actions

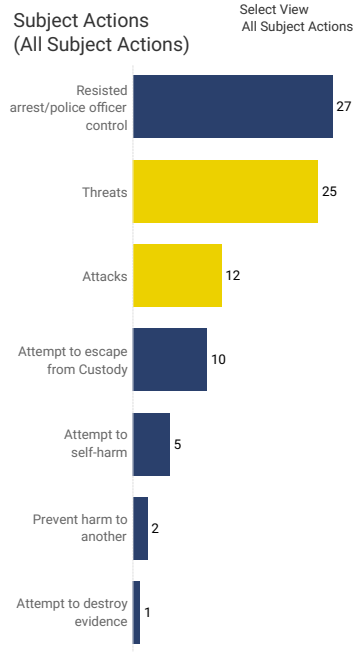


Incident Year: 2021 | County: Camden | Agency: Cherry Hill Twp PD - Camden | Officer Name: All

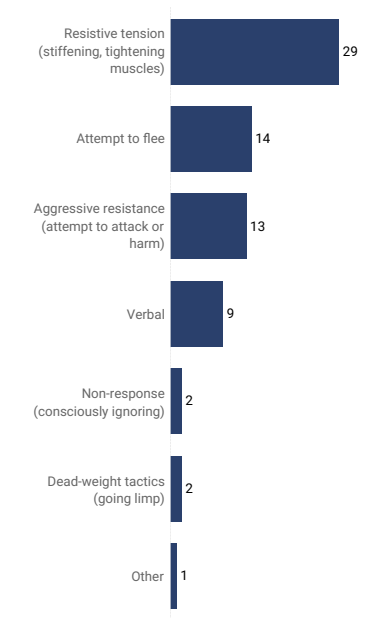
## Officer Force



## Subject Actions (All Subject Actions)



## Subject Resistance



The dashboard displays use of force reports completed between October 1, 2020 and February 29, 2024. Only reports marked as completed or closed as of March 1, 2024 are included.

# Use of Force Data



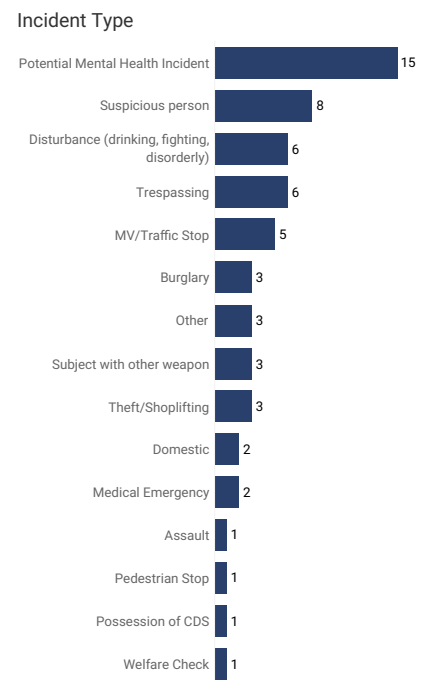
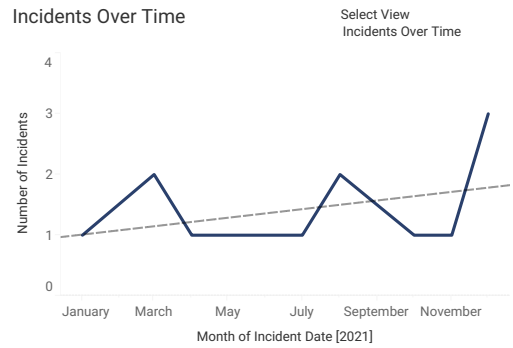
Incident Year: 2021 | County: Camden | Agency: Cherry Hill Twp PD - Camd.. | Officer Name: All

Number of Incidents: **14**

Number of Reports: **37**

Avg. Reports per Incident: **2.6**

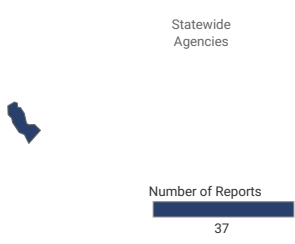
Number of Officers: **33**



### Reports by Agency

Select View: Reports by Agency

County	Agency Name	% of Officers who Used Force	Reports
Camden	Cherry Hill Twp PD	22%	37



The dashboard displays use of force reports completed between October 1, 2020 and February 29, 2024. Only reports marked as completed or closed as of March 1, 2024 are included.

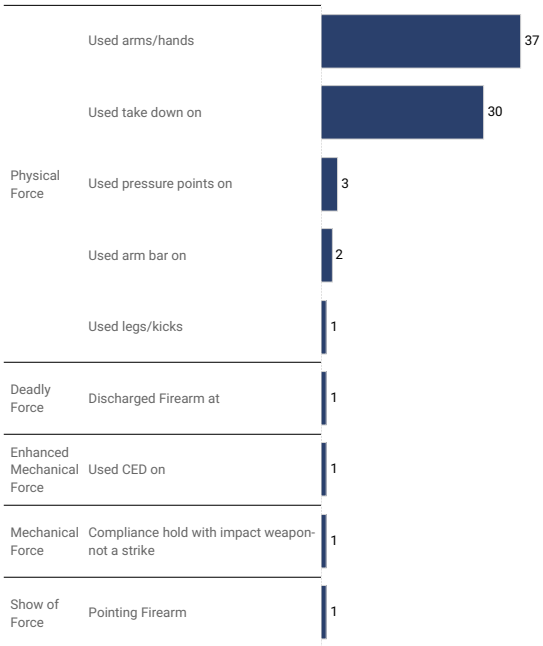


# Use of Force Type & Subject Actions

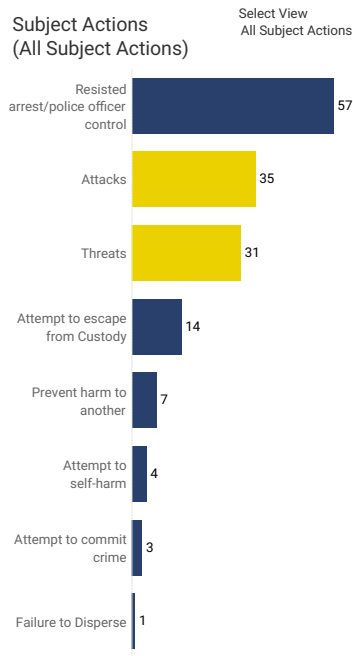


Incident Year: 2022  
 County: Camden  
 Agency: Cherry Hill Twp PD - Camden  
 Officer Name: All

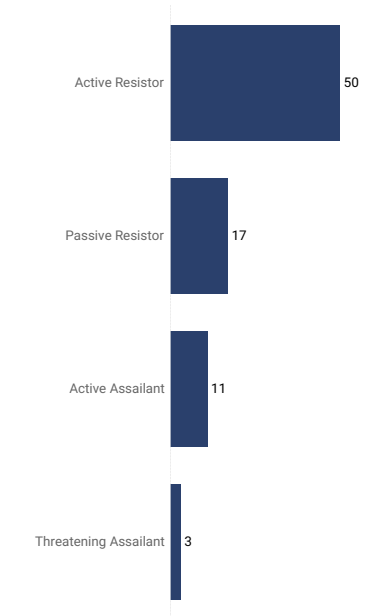
## Officer Force



## Subject Actions (All Subject Actions)



## Subject Resistance



The dashboard displays use of force reports completed between October 1, 2020 and February 29, 2024. Only reports marked as completed or closed as of March 1, 2024 are included.

# Use of Force Subjects




Incident Year: 2022  
 County: Camden  
 Agency: Cherry Hill Twp PD - Cam...  
 Officer Name: All

?

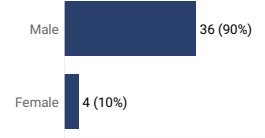
## Number of Subjects

40

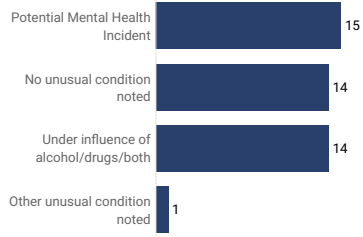
## Was the Subject Arrested?



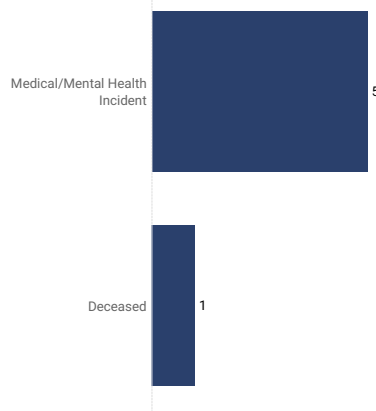
## Subject Gender



## Perceived Condition of Subject

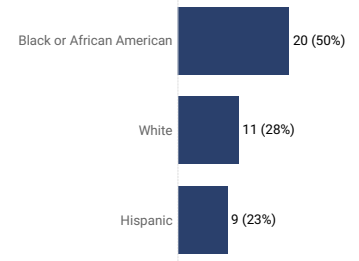


## Reason Subject Not Arrested

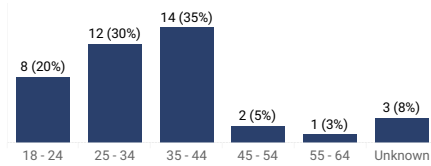


## Transgender Subjects

## Subject Race/Ethnicity



## Subject Age



The dashboard displays use of force reports completed between October 1, 2020 and February 29, 2024. Only reports marked as completed or closed as of March 1, 2024 are included.

# Use of Force Data



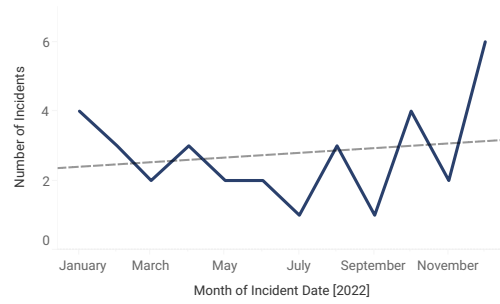
Incident Year: 2022  
 County: Camden  
 Agency: Cherry Hill Twp PD - Camd..  
 Officer Name: All

?

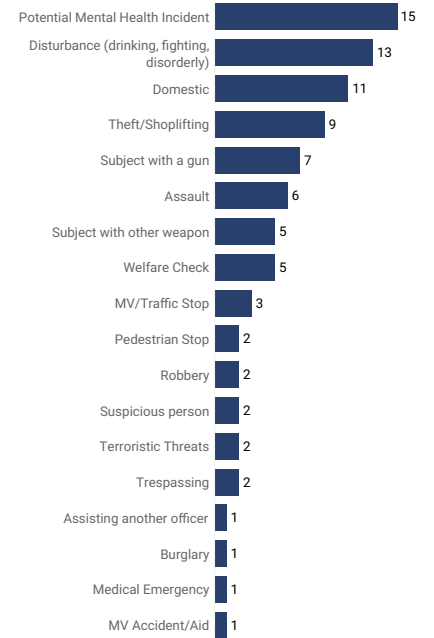
Number of Incidents: **33**  
 Number of Reports: **69**  
 Avg. Reports per Incident: **2.1**  
 Number of Officers: **43**

## Incidents Over Time

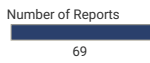
Select View  
Incidents Over Time



## Incident Type



Statewide Agencies



## Reports by Agency

Select View  
Reports by Agency

County	Agency Name	% of Officers who Used Force	Reports
Camden	Cherry Hill Twp PD	28%	69

The dashboard displays use of force reports completed between October 1, 2020 and February 29, 2024. Only reports marked as completed or closed as of March 1, 2024 are included.