

A **Bold** Plan for DCPS

Master Facility Plan
Recommendations

**Our Schools.
Our Community.
Our Future.**



DUVAL COUNTY
PUBLIC SCHOOLS

Table of Contents

Executive Summary.....	3
Improvement Priorities.....	4
Districtwide Overview	5
District 1 Master Facilities Plan	6
District 2 Master Facilities Plan	8
District 3 Master Facilities Plan	10
District 4 Master Facilities Plan	12
District 5 Master Facilities Plan	14
District 6 Master Facilities Plan	17
District 7 Master Facilities Plan	19
Appendix A – Florida School Impact Fees & Sales Surtax 2017-18	20
Appendix B – FCI Deficiency Artifacts.....	21

Executive Summary

A message from Dr. Diana Greene, Superintendent of Duval County Public Schools



There are many factors that contribute to a school's ability to educate the future generation—including the physical school building itself. School districts have the opportunity to support the success of a school through buildings that create healthy and safe environments for children to learn and teachers to teach. However, starting with a report released by the U.S. Government Accounting Office in 1995 and followed by many subsequent studies, it has been found that many school districts are facing an aging building stock and growing budget cuts, resulting in school buildings with leaky roofs, broken windows, unhealthy air quality, use of portable classrooms and overcrowding.¹

While the situation is urgent, the Duval County Public Schools Maintenance Department continues to ensure all schools are safe for students and staff to teach and learn. Each year unexpected maintenance needs and repairs result in needed projects remaining on the deferral lists. (see Appendix B). We are at a point, or rather, we have an opportunity to actively engage our community in the conversation about how newer and/or renovated school facilities can help improve learning outcomes for students and ensure the health and wellbeing of both our students and teachers.

District Objectives

Our goal is to develop a Master Facility Plan that will address the District's aging buildings (among the oldest in the state of Florida), create safe and secure spaces for students and staff, remove most of the district's portable classrooms, decrease excess seat capacity, and increase utilization capacity. Additionally, this plan removes over one billion dollars in deferred facility maintenance over the next 15 years.

The implementation of the Master Facility Plan will have a positive impact on our students and employees. The safety and security of students and staff are impacted, student and teacher attitudes are impacted, student and teacher attendance are impacted and overall efficiency is impacted by this Master Facility Plan.

How did we get here?

We are not the only District desiring to improve facilities; however, we are one of a few very large Districts that does not have an additional revenue source to support the Master Facility Plan (see Appendix A). In 2008, when Florida was hit by the recession, the legislature reduced the millage districts were able to leverage to support capital/facility improvements from 2.0 mill to 1.5 mills. Today the .5 mill would generate approximately 30 million dollars a year; for the past 10 years that approximates a 300 million dollar reduction in district funds to address facility issues. This reduction, coupled with the lack of additional funding sources to support facilities has resulted in our current need for implementation of this comprehensive plan.

This plan is **bold!** It addresses the inequities of our school facilities. The school board districts that have the most maintenance issues and oldest facilities receive a proportionate share of funding to address the older and higher FCI facilities with new replacement schools.

This plan is **bold!** Enhanced safety and security for every school in the county is a priority in the plan.

This plan is **bold!** It addresses increased utilization in areas of growth in the community. It includes very tough decisions to consolidate schools that are under enrolled or have old or high FCI facilities. This plan consolidates 33 schools down to 17.

This plan is **bold!** It removes over \$1 billion dollars in deferred maintenance cost.

This plan is **bold!** Our children are counting on us to be up to the task and demonstrate that their futures are worth the investment.

THE PLAN IS **BOLD!**

¹ *Investing in Our Future, How School Modernization Impacts Indoor Environmental Quality and Occupants: H. Jauregui, K. Herber, and E. Chmielewski, 2018*

Improvement Priorities

Priority 1: Mission Critical Systems

Deficiencies or conditions that may directly affect a school's ability to remain open or deliver the educational curriculum. These items normally include deficiencies related to fire code, building safety, and severely damaged or failing building components. Example: Fire alarm systems

Priority 2: Indirect Impact to Educational Mission

Items that may progress to a Priority 1 that are not addressed in the near term. Examples: Roofing that could cause a deterioration of integral building systems and conditions affecting roof and window replacements

Priority 3: Short Term Conditions

Deficiencies that are necessary to the mission of the school, but may not require immediate attention. These items should be considered necessary improvements in order to maximize efficiency and usefulness of the facility. Examples: Site improvements, plumbing, electrical deficiencies

Priority 4: Long Term Requirements

Items or systems which are likely to require attention within the next five years or would be considered an improvement to the instructional environment. The improvements may be aesthetic or may provide greater functionality. Examples: Cabinets, finishes, paving, removal of abandoned equipment, and educational accommodations associated with special programs

Priority 5: Enhancements

These items are deficiencies that are aesthetic in nature or are considered enhancements. These items may be optional to a district, but are generally included under a comprehensive renovation project plan. Examples: Repainting, recarpeting, improved signage, or other items that provide for an improved facility environment


Districtwide Overview



28
new schools



11 year
reduction in
building age
(44 yrs to 33 yrs)



2%
increased
utilization from
82% to 84%



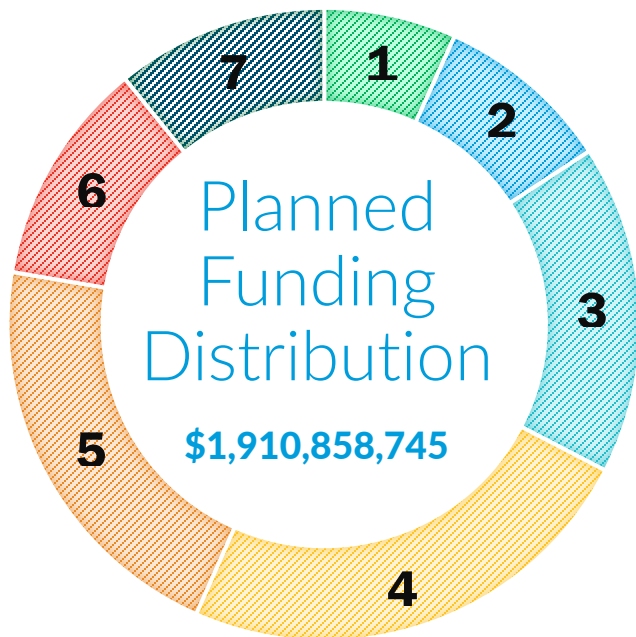
\$1.08
billion
in major school
repairs



438
approximate
portables
removed



3,172
reduction in
student seats



The school district initially recommends to pledge \$500 million of the sales tax referendum proceeds for the purpose of servicing new bond indebtedness incurred pursuant to law. Each district will receive a prorated amount to allow for prioritization of district facility projects.

District 1: The Honorable Cheryl Grymes

Total Funding: \$129,171,692 | 6.8%
Bonded Startup: \$34 million

District 2: The Honorable Elizabeth Andersen

Total Funding: \$172,364,466 | 9.0%
Bonded Startup: \$45 million

District 3: The Honorable Ashley Smith Juarez

Total Funding: \$321,818,485 | 16.9%
Bonded Startup: \$84.5 million

District 4: The Honorable Darryl Willie

Total Funding: \$458,785,417 | 24.0%
Bonded Startup: \$120 million

District 5: The Honorable Warren Jones

Total Funding: \$401,811,073 | 21.0%
Bonded Startup: \$105 million

District 6: The Honorable Charlotte Joyce

Total Funding: \$219,781,732 | 11.5%
Bonded Startup: \$57.5 million

District 7: The Honorable Lori Hershey

Total Funding: \$207,125,880 | 10.8%
Bonded Startup: \$54 million

District 1 Master Facilities Plan

The Honorable Cheryl Grymes

District 1 Total: \$129,171,692


Overview



2
new replacement schools



6 year
reduction in building age
(37 yrs to 31 yrs)



4%
increased utilization from 77% to 81%



\$72 million
in major school repairs



71
approximate portables removed

Detailed School Improvements

School Name	Action	New Construction	Maintenance, Renovation, Security	Demolition Cost	Total
Arlington Elementary	Security/Safety Upgrades and Deferred Maintenance	\$-	\$1,345,899	\$-	\$1,345,899
Arlington Heights Elementary	Security/Safety Upgrades and Deferred Maintenance	\$-	\$2,213,426	\$-	\$2,213,426
Arlington Middle	Security/Safety Upgrades and Deferred Maintenance	\$-	\$4,812,304	\$-	\$4,812,304
Don Brewer 3-5	Security/Safety Upgrades and Deferred Maintenance	\$-	\$4,144,028	\$-	\$4,144,028
Fort Caroline Elementary	Security/Safety Upgrades and Deferred Maintenance	\$-	\$3,326,153	\$-	\$3,326,153
Fort Caroline Middle	Renovation/ Addition of an Auditorium	\$-	\$8,719,450	\$-	\$8,719,450
GRASP Academy	Renovation	\$-	\$3,148,827	\$-	\$3,148,827
Lake Lucina Elementary	Renovation	\$-	\$6,471,599	\$-	\$6,471,599
Lone Star Elementary	Renovation	\$-	\$7,840,365	\$-	\$7,840,365
Louis S. Sheffield Elementary	Replace On-site	\$28,845,990	\$-	\$-	\$28,845,990
Merrill Road K-2	Security/Safety Upgrades and Deferred Maintenance	\$-	\$4,630,221	\$-	\$4,630,221
New Berlin Elementary	Renovation / 6 Classrooms Addition	\$2,065,565	\$4,171,200	\$-	\$6,236,765
Parkwood Heights Elementary	Security/Safety Upgrades and Deferred Maintenance	\$-	\$3,112,685	\$-	\$3,112,685
San Mateo Elementary	Replace On-site	\$20,275,170	\$-	\$-	\$20,275,170
Terry Parker Senior High	Renovation / 12 Classrooms Addition	\$4,712,386	\$11,838,352	\$-	\$16,550,737

School Name	Action	New Construction	Maintenance, Renovation, Security	Demolition Cost	Total
Waterleaf Elementary	Security/Safety Upgrades and Deferred Maintenance	\$-	\$923,201	\$-	\$923,201
Woodland Acres Elementary	Security/Safety Upgrades and Deferred Maintenance	\$-	\$6,574,872	\$-	\$6,574,872
District 1 Total		\$55,899,111	\$73,272,582	0	\$129,171,692

District 2 Master Facilities Plan

The Honorable Elizabeth Andersen

District 2 Total: \$172,364,466


Overview



1
new replacement
school



3 year
reduction in
building age
(34 yrs to 31 yrs)



5%
decreased
utilization from
90% to 85%



\$107 million
in major school repairs



44
approximate
portables removed

Detailed School Improvements

School Name	Action	New Construction	Maintenance, Renovation, Security	Demolition Cost	Total
Abess Park Elementary	Security/Safety Upgrades and Deferred Maintenance	\$-	\$7,013,702	\$-	\$7,013,702
Alimacani Elementary	Renovation / 6 Classroom Addition	\$2,065,565	\$7,591,152	\$-	\$9,656,717
Atlantic Beach Elementary	Renovation	\$-	\$6,088,046	\$-	\$6,088,046
Chets Creek Elementary	Renovation / 30 Classroom Addition	\$14,712,000	\$7,042,233	\$-	\$21,754,233
Duncan U. Fletcher Middle	Security/Safety Upgrades and Deferred Maintenance	\$-	\$7,262,325	\$-	\$7,262,325
Duncan U. Fletcher Senior High	Renovation / 32 Classroom Addition	\$12,566,362	\$11,494,857	\$-	\$24,061,219
Jacksonville Beach Elementary	Security/Safety Upgrades and Deferred Maintenance	\$-	\$4,795,686	\$-	\$4,795,686
John Allen Axson Elementary	Renovation / 4 Classroom Addition	\$1,377,043	\$4,495,714	\$-	\$5,872,757
Joseph Finegan Elementary	Security/Safety Upgrades and Deferred Maintenance	\$-	\$3,626,606	\$-	\$3,626,606
Kernan Middle	Security/Safety Upgrades and Deferred Maintenance	\$-	\$8,557,931	\$-	\$8,557,931
Kernan Trail Elementary	Renovation / 6 Classroom Addition	\$2,065,565	\$3,859,964	\$-	\$5,925,529
Landmark Middle	Security/Safety Upgrades and Deferred Maintenance	\$-	\$8,776,400	\$-	\$8,776,400
Marine Science Education Center	Security/Safety Upgrades and Deferred Maintenance	\$-	\$1,174,692	\$-	\$1,174,692
Mayport Elementary	Security/Safety Upgrades and Deferred Maintenance	\$-	\$6,901,347	\$-	\$6,901,347

School Name	Action	New Construction	Maintenance, Renovation, Security	Demolition Cost	Total
Mayport Middle	Security/Safety Upgrades and Deferred Maintenance	\$-	\$9,075,522	\$-	\$9,075,522
Neptune Beach Elementary	Security/Safety Upgrades and Deferred Maintenance	\$-	\$7,647,727	\$-	\$7,647,727
Sabal Palm Elementary	Security/Safety Upgrades and Deferred Maintenance	\$-	\$9,040,235	\$-	\$9,040,235
San Pablo Elementary	Renovation/ 6 Classroom Addition	\$2,065,565	\$2,839,087	\$-	\$4,904,652
Seabreeze Elementary	Replace On-site	\$20,229,140	\$-	\$-	\$20,229,140
District 2 Total		\$55,081,240	\$117,283,226	0	\$172,364,466

District 3 Master Facilities Plan

The Honorable Ashley Smith Juarez

District 3 Total \$321,818,485


Overview



8
new replacement schools



15 year
reduction in building age (54 yrs to 39 yrs)



1%
increased utilization from 88% to 89%



\$167 million
in major school repairs



82
approximate portables removed

Detailed School Improvements

School Name	Action	New Construction	Maintenance, Renovation, Security	Demolition Cost	Total
Alden Road Exceptional Center	Renovation / 6 Classroom Addition	\$2,065,565	\$1,799,101	\$-	\$3,864,666
Alfred I. duPont Middle	Security/Safety Upgrades and Deferred Maintenance	\$-	\$10,551,171	\$-	\$10,551,171
Beauclerc Elementary	Replace On-site	\$23,182,664	\$-	\$-	\$23,182,664
Brookview Elementary	Renovation	\$-	\$8,219,616	\$-	\$8,219,616
Douglas Anderson School of the Arts	Security/Safety Upgrades and Deferred Maintenance	\$-	\$13,645,066	\$-	\$13,645,066
Englewood Elementary	Replace On-site	\$14,565,610	\$-	\$-	\$14,565,610
Englewood Senior High	Renovation / 6 Classroom Addition	\$2,356,193	\$18,947,987	\$-	\$21,304,180
Greenfield Elementary	Renovation / 10 Classroom Addition	\$3,442,608	\$6,183,742	\$-	\$9,626,350
Hendricks Avenue Elementary	Renovation / 10 Classroom Addition	\$3,442,608	\$8,536,322	\$-	\$11,978,930
Hogan-Spring Glen Elementary	Security/Safety Upgrades and Deferred Maintenance	\$-	\$3,726,500	\$-	\$3,726,500
Holiday Hill Elementary	Replace On-site	\$20,516,990	\$-	\$-	\$20,516,990
Kings Trail Elementary	Replace On-site	\$20,230,690	\$-	\$-	\$20,230,690
Landon Middle	Security/Safety Upgrades and Deferred Maintenance	\$-	\$6,124,505	\$-	\$6,124,505
Love Grove Elementary	Demolish, consolidate into Englewood ES and Spring Park	\$-	\$-	\$715,650	\$715,650

School Name	Action	New Construction	Maintenance, Renovation, Security	Demolition Cost	Total
Pine Forest Elementary	Renovation / 4 Classroom Addition	\$1,377,043	\$6,561,461	\$-	\$7,938,505
Samuel W. Wolfson Senior High	Security/Safety Upgrades and Deferred Maintenance	\$-	\$16,206,067	\$-	\$16,206,067
San Jose Elementary	Replace On-site	\$20,487,120	\$-	\$-	\$20,487,120
Sandalwood Senior High	Renovation / 32 Classroom Addition	\$12,566,362	\$17,523,226	\$-	\$30,089,587
Southside Estates Elementary	Replace On-site	\$28,957,450	\$-	\$-	\$28,957,450
Southside Middle	Renovation	\$-	\$14,645,568	\$-	\$14,645,568
Spring Park Elementary	Replace On-site	\$25,847,200	\$-	\$-	\$25,847,200
Windy Hill Elementary	Replace On-site with New ESE Center	\$9,394,400	\$-	\$-	\$9,394,400
District 3 Total		\$188,432,503	\$132,670,332	\$715,650	\$321,818,485

Recommendations

- Love Grove consolidates into Spring Park ES and Englewood ES is rebuilt
- San Jose and Kings Trail are both rebuilt at the same size and will need to be rezoned to balance
- Windy Hill consolidates into Southside Estates, a New ESE center is built on Windy Hill's site

District 4 Master Facilities Plan

The Honorable Darryl Willie

District 4 Total \$458,785,417


Overview



4
new replacement schools



10 year
reduction in building age (47 yrs to 37 yrs)



2%
increased utilization from 78% to 80%



\$312 million
in major school repairs



41
approximate portables removed

Detailed School Improvements

School Name	Action	New Construction	Maintenance, Renovation, Security	Demolition Cost	Total
A. Philip Randolph Academy	Security/Safety Upgrades and Deferred Maintenance	\$-	\$20,688,502	\$-	\$20,688,502
Andrew A. Robinson Elementary	Security/Safety Upgrades and Deferred Maintenance	\$-	\$7,279,186	\$-	\$7,279,186
Andrew Jackson Senior High	Modernization	\$-	\$30,830,103	\$-	\$30,830,103
Biscayne Elementary	Renovation / 12 Classroom Addition	\$4,131,130	\$5,493,519	\$-	\$9,624,649
Brentwood Elementary	Remove School	\$-	\$-	\$580,560	\$580,560
Darnell-Cookman Middle/High	Renovation / 6 Classroom Addition	\$2,360,994	\$13,056,627	\$-	\$15,417,621
Dinsmore Elementary	Renovation	\$-	\$8,840,736	\$-	\$8,840,736
First Coast Senior High	Renovation / 24 Classroom Addition	\$9,424,771	\$31,375,026	\$-	\$40,799,797
Garden City Elementary	Replace On-site	\$14,647,160	\$-	\$-	\$14,647,160
Henry F. Kite Elementary	Remove School	\$-	\$-	\$371,960	\$371,960
Highlands Elementary	Replace On-site	\$28,862,910	\$-	\$-	\$28,862,910
Highlands Middle	Security/Safety Upgrades and Deferred Maintenance	\$-	\$12,557,343	\$-	\$12,557,343
Jean Ribault Middle	Renovation	\$-	\$15,974,316	\$-	\$15,974,316
Jean Ribault Senior High	Replace On-site	\$58,106,620	\$-	\$-	\$58,106,620
John E. Ford K-8	Renovation	\$-	\$11,731,026	\$-	\$11,731,026
John Love Elementary	Hold as Swing Space	\$-	\$-	\$384,940	\$384,940
Kirby-Smith Middle	Modernization	\$-	\$46,096,073	\$-	\$46,096,073

School Name	Action	New Construction	Maintenance, Renovation, Security	Demolition Cost	Total
Lake Forest Elementary	Hold as an Early Learning / Community Center	\$-	\$11,771,679	\$-	\$11,771,679
LaVilla School of the Arts	Renovation / 10 Classroom Addition	\$3,934,991	\$7,801,524	\$-	\$11,736,515
Long Branch Elementary	Renovation	\$-	\$7,459,119	\$-	\$7,459,119
Matthew W. Gilbert Middle	Renovation	\$-	\$14,943,562	\$-	\$14,943,562
Mattie V. Rutherford Alternative	Renovation	\$-	\$4,107,012	\$-	\$4,107,012
Mount Herman Exceptional Center	Remove School	\$-	\$-	\$762,100	\$762,100
North Shore Elementary	Security/Safety Upgrades and Deferred Maintenance	\$-	\$5,461,482	\$-	\$5,461,482
Northwestern Middle	Renovation	\$-	\$14,856,984	\$-	\$14,856,984
Oceanway Elementary	Renovation / 10 Classroom Addition	\$3,442,608	\$5,511,962	\$-	\$8,954,570
Oceanway Middle	Security/Safety Upgrades and Deferred Maintenance	\$-	\$7,454,148	\$-	\$7,454,148
Pine Estates Elementary	Remove School	\$-	\$-	\$354,050	\$354,050
Richard L. Brown Gifted & Talented	Renovation / Redesign to match Enrollment	\$-	\$6,158,884	\$-	\$6,158,884
Saint Clair Evans Academy Elementary	Renovation	\$-	\$6,756,041	\$-	\$6,756,041
Sallye B. Mathis Elementary	Replace On-site	\$14,764,460	\$-	\$-	\$14,764,460
Stanton College Preparatory School	Renovation / 12 Classroom Addition	\$4,712,386	\$15,738,923	\$-	\$20,451,309
District 4 Total		\$144,388,030	\$311,943,777	\$3,213,500	\$458,785,417

Recommendations

- St. Clair Evans and Carter Woodson (D5) consolidate into Northwestern MS
- Lake Forest and Brentwood consolidate into North Shore
- Kite consolidates into Pearson (D5) with MLK (D5)
- John Love consolidates into Long Branch
- Mount Herman splits between New ESE@ at Windy Hill (D3) and Reynolds Lane (D4)
- Bridge to Success (D5) moves into St. Clair Evans
- Pine Estates consolidates into New Highlands

District 5 Master Facilities Plan

The Honorable Warren Jones, Vice Chairman

District 5 Total \$401,811,073


Overview



8
new replacement schools



18 year
reduction in building age (50 yrs to 32 yrs)



15%
increased utilization from 72% to 87%



\$223 million
in major school repairs



83
approximate portables removed

Detailed School Improvements

School Name	Action	New Construction	Maintenance, Renovation, Security	Demolition Cost	Total
Annie R. Morgan Elementary	Remove School	\$-	\$-	\$522,840	\$522,840
Biltmore Elementary	Renovation / 12 Classroom Addition	\$4,131,130	\$6,093,098	\$-	\$10,224,228
Bridge to Success West Jacksonville	Remove School	\$-	\$-	\$438,050	\$438,050
Carter G. Elementary Woodson	Remove School	\$-	\$-	\$549,250	\$549,250
Cedar Hills Elementary	Security/Safety Upgrades and Deferred Maintenance	\$-	\$2,321,924	\$-	\$2,321,924
Frank H. Peterson Academy	Security/Safety Upgrades and Deferred Maintenance	\$-	\$20,106,074	\$-	\$20,106,074
George Washington Carver Elementary	Replace On-site	\$18,935,460	\$-	\$-	\$18,935,460
Grand Park Career Center	Renovation	\$-	\$2,259,823	\$-	\$2,259,823
Gregory Drive Elementary	Hold for Swing Space	\$-	\$-	\$734,020	\$734,020
Hyde Grove Elementary	Hold for Swing Space	\$-	\$-	\$509,360	\$509,360
J E B Stuart Middle	Renovation / 10 Classroom Addition	\$3,934,991	\$9,492,523	\$-	\$13,427,514
Jacksonville Heights Elementary	Renovation	\$-	\$10,176,876	\$-	\$10,176,876
James Weldon Johnson Middle	Security/Safety Upgrades and Deferred Maintenance	\$-	\$9,455,442	\$-	\$9,455,442
Jefferson Davis Middle	Renovation	\$-	\$13,603,518	\$-	\$13,603,518
Martin Luther King Elementary	Remove School	\$-	\$-	\$624,590	\$624,590

School Name	Action	New Construction	Maintenance, Renovation, Security	Demolition Cost	Total
Oak Hill Academy	Security/Safety Upgrades and Deferred Maintenance	\$-	\$2,970,820	\$-	\$2,970,820
Palm Avenue Exceptional Center	Renovation / 4 Classroom Addition	\$1,377,043	\$2,484,370	\$-	\$3,861,413
Paxon School SAS	Renovation / 6 Classroom Addition	\$2,356,193	\$17,416,950	\$-	\$19,773,143
Pickett Elementary	Replace On-site	\$28,506,560	\$-	\$-	\$28,506,560
Pinedale Elementary	Security/Safety Upgrades and Deferred Maintenance	\$-	\$7,589,677	\$-	\$7,589,677
R. V. Daniels	Security/Safety Upgrades and Deferred Maintenance	\$-	\$3,052,214	\$-	\$3,052,214
Ramona Elementary	Security/Safety Upgrades and Deferred Maintenance	\$-	\$1,468,302	\$-	\$1,468,302
Reynolds Lane Elementary	Replace as New ESE	\$9,247,470	\$-	\$-	\$9,247,470
Rufus E. Payne Elementary	Hold for Swing Space	\$-	\$-	\$551,980	\$551,980
Rutledge H. Pearson Elementary	Replace On-site	\$28,753,370	\$-	\$-	\$28,753,370
S. A. Hull Elementary	Remove School	\$-	\$-	\$415,490	\$415,490
Sadie Tillis Elementary	Security/Safety Upgrades and Deferred Maintenance	\$-	\$4,735,290	\$-	\$4,735,290
Smart Pope Livingston Elementary	Replace On-site	\$29,293,250	\$-	\$-	\$29,293,250
Stonewall Jackson Elementary	Security/Safety Upgrades and Deferred Maintenance	\$-	\$2,300,195	\$-	\$2,300,195
Susie E. Tolbert	Remove School	\$-	\$-	\$587,070	\$587,070
Thomas Jefferson Elementary	Security/Safety Upgrades and Deferred Maintenance	\$-	\$3,027,771	\$-	\$3,027,771
Timucuan Elementary	Security/Safety Upgrades and Deferred Maintenance	\$-	\$4,150,634	\$-	\$4,150,634
Westside High School	Replace On-site	\$64,840,810	\$-	\$-	\$64,840,810
William M. Raines Senior High	Replace On-site	\$65,071,720	\$-	\$-	\$65,071,720
YWLA/YMLA at Eugene Butler	Replace on-site	\$17,724,925	\$-	\$-	\$17,724,925
District 5 Total		\$274,172,922	\$122,705,501	\$4,932,650	\$401,811,073

Recommendations

- MLK consolidates into Pearson with Kite (D4)
- Rufus Payne consolidates into GW Carver
- Gregory Drive and Normandy Village (D6) consolidate into Renovated Jeff Davis, 50% of Jeff Davis students go to JEB Stuart (D6) and 50% go to new MS @ Chaffee Trail (D6)
- Mount Herman splits between New ESE@ at Windy Hill (D3) and Reynolds Lane (D4)
- Bridge to Success moves into St. Clair Evans (D4)
- SA Hull and Reynolds Lane consolidate into New ES @ Pickett
- Susie Tolbert consolidates into new SP Livingston
- Annie Morgan consolidates into Renovated Biltmore

- Carter G. Woodson consolidates into Northwestern
- Hyde Grove consolidates into Hyde Park (D6)

District 6 Master Facilities Plan

The Honorable Charlotte Joyce

District 6 Total \$219,781,732


Overview



4
new replacement schools



12 year
reduction in building age (46 yrs to 34 yrs)



2%
increased utilization from 85% to 87%



\$90 million
in major school repairs



69
approximate portables removed

Detailed School Improvements

School Name	Action	New Construction	Maintenance, Renovation, Security	Demolition Cost	Total
Baldwin Junior Senior High	Replace On-site	\$43,154,650	\$-	\$-	\$43,154,650
Bayview Elementary	Security/Safety Upgrades and Deferred Maintenance	\$-	\$1,802,723	\$-	\$1,802,723
Central Riverside Elementary	Modernization	\$-	\$9,934,540	\$-	\$9,934,540
Chaffee Trail Elementary	Security/Safety Upgrades and Deferred Maintenance	\$-	\$3,644,866	\$-	\$3,644,866
Chimney Lakes Elementary	Security/Safety Upgrades and Deferred Maintenance	\$-	\$1,752,611	\$-	\$1,752,611
Crystal Springs Elementary	Security/Safety Upgrades and Deferred Maintenance	\$-	\$7,673,807	\$-	\$7,673,807
Edward H. White Senior High	Security/Safety Upgrades and Deferred Maintenance	\$-	\$8,946,450	\$-	\$8,946,450
Enterprise Learning Academy	Security/Safety Upgrades and Deferred Maintenance	\$-	\$2,611,989	\$-	\$2,611,989
Fishweir Elementary	Renovation / 6 Classroom Addition	\$2,065,565	\$2,055,729	\$-	\$4,121,294
Hyde Park Elementary	Renovation / 20 Classroom Addition	\$14,712,000	\$2,116,554	\$-	\$16,828,554
John Stockton Elementary	Renovation / 6 Classroom Addition	\$2,065,565	\$1,848,388	\$-	\$3,913,953
Joseph Stilwell Middle	Security/Safety Upgrades and Deferred Maintenance	\$-	\$8,986,004	\$-	\$8,986,004
Lake Shore Middle	Renovation / 16 Classroom Addition	\$6,295,985	\$4,641,243	\$-	\$10,937,228
Mamie Agnes Jones Elementary	Security/Safety Upgrades and Deferred Maintenance	\$-	\$5,436,603	\$-	\$5,436,603

School Name	Action	New Construction	Maintenance, Renovation, Security	Demolition Cost	Total
New 6-8 @ Chaffee Trail	New School to Offset Growth	\$38,677,260	\$-	\$-	\$38,677,260
Normandy Village Elementary	Remove School	\$-	\$-	\$609,670	\$609,670
Ortega Elementary	Hold for Swing Space	\$-	\$-	\$-	\$-
Robert E. Lee Senior High	Security/Safety Upgrades and Deferred Maintenance	\$-	\$8,165,709	\$-	\$8,165,709
Ruth N. Upson Elementary	Security/Safety Upgrades and Deferred Maintenance	\$-	\$1,929,129	\$-	\$1,929,129
Venetia Elementary	Replace On-site	\$23,022,740	\$-	\$-	\$23,022,740
West Riverside Elementary	Security/Safety Upgrades and Deferred Maintenance	\$-	\$1,285,653	\$-	\$1,285,653
Westview- K8	Security/Safety Upgrades and Deferred Maintenance	\$-	\$1,740,499	\$-	\$1,740,499
Whitehouse Elementary	Replace On-site	\$14,605,800	\$-	\$-	\$14,605,800
District 6 Total		\$144,599,565	\$74,572,497	\$609,670	\$219,781,732

Recommendations

- Normandy Village and Gregory Drive (D5) consolidate into Jeff Davis (D5)
- Ortega consolidates into New Venetia
- Reduced the size of Baldwin replacement because assume that 300 students residing in the Chaffee Trail ES zone will go to the new MS
- Hyde Grove (D5) consolidates into Hyde Park

District 7 Master Facilities Plan

The Honorable Lori Hershey, Chairman

District 7 Total \$207,125,880


Overview



1
new replacement
school



3 year
reduction in
building age
(25 yrs to 22 yrs)



10%
decreased
utilization from
91% to 81%



\$111 million
in major school repairs



48
approximate
portables removed

Detailed School Improvements

School Name	Action	New Construction	Maintenance, Renovation, Security	Demolition Cost	Total
Atlantic Coast Senior High	Renovation / 4th pod (wing)	\$14,096,880	\$15,012,515	\$-	\$29,109,395
Bartram Springs Elementary	Security/Safety Upgrades and Deferred Maintenance	\$-	\$3,218,051	\$-	\$3,218,051
Crown Point Elementary	Renovation	\$-	\$16,926,024	\$-	\$16,926,024
Greenland Pines Elementary	Renovation	\$-	\$19,993,045	\$-	\$19,993,045
Loretto Elementary	Modernization / 4 Classroom Addition	\$1,377,043	\$20,008,834	\$-	\$21,385,877
Mandarin Middle	Security/Safety Upgrades and Deferred Maintenance	\$-	\$19,767,844	\$-	\$19,767,844
Mandarin Oaks Elementary	Security/Safety Upgrades and Deferred Maintenance	\$-	\$7,531,181	\$-	\$7,531,181
Mandarin Senior High	Renovation / 32 Classroom Addition	\$12,566,362	\$21,797,402	\$-	\$34,363,764
New K-8 @ Southeast Duval County	New School to Offset Growth	\$38,677,260	\$-	\$-	\$38,677,260
Twin Lakes Elementary	Security/Safety Upgrades and Deferred Maintenance	\$-	\$6,678,827	\$-	\$6,678,827
Twin Lakes Middle	Security/Safety Upgrades and Deferred Maintenance	\$-	\$9,474,612	\$-	\$9,474,612
District 7 Total		\$66,717,545	\$140,408,335	0	\$207,125,880

Appendix A – Florida School Impact Fees & Sales Surtax 2017-18

County	Rank	District Size Rank	Impact Fees Collected	Sales Surtax Collected	Total
Orange	1	4	\$72,519,433	\$236,212,212	\$308,731,645
Osceola	2	14	\$40,419,283	\$28,988,692	\$69,407,975
Polk	3	8	\$12,000,000	\$40,000,000	\$52,000,000
Brevard	4	10	\$7,500,000	\$43,269,000	\$50,769,000
Pasco *	5	11	\$9,646,875	\$27,367,500	\$37,014,375
Manatee	6	15	\$12,480,000	\$21,933,368	\$34,413,368
St. Johns	7	24	\$12,000,000	\$18,624,805	\$30,624,805
Lake *	8	18	\$11,900,000	\$14,200,000	\$26,100,000
Palm Beach	9	5	\$5,390,000	\$19,599,419	\$24,989,419
Escambia	10	20	\$0	\$24,000,000	\$24,000,000
Hillsborough	11	3	\$16,265,279	\$7,110,000	\$23,375,279
Sarasota *	12	19	\$3,500,000	\$19,844,823	\$23,344,823
Leon	13	23	\$0	\$21,613,666	\$21,613,666
Miami-Dade	14	1	\$21,000,000	\$0	\$21,000,000
Seminole *	15	12	\$3,000,000	\$17,633,983	\$20,633,983
St. Lucie	16	21	\$3,500,000	\$14,133,524	\$17,633,524
Collier	17	16	\$14,000,000	\$0	\$14,000,000
Broward	18	2	\$10,000,000	\$0	\$10,000,000
Volusia	19	13	\$4,000,000	\$3,340,121	\$7,340,121
Clay *	20	22	\$5,500,000	\$1,700,000	\$7,200,000
Lee	21	9	\$6,615,000	\$0	\$6,615,000
Duval	22	6	\$0	\$0	\$0
Pinellas ^	23	7	\$0	\$0	\$0
Marion	24	17	\$0	\$0	\$0

Source: 2017-18 FDOE Work Plan

* - Proceeds from Local governmental infrastructure sales surtax


^ - Pinellas County - \$68,000,518 proceeds from Certificates of Participation Sale (COP)

Appendix B – FCI Deficiency Artifacts



Andrew Robinson Elementary



Artifact 1: A small pinhole in the fire sprinkler pipe caused a flood in the Andrew Robinson media center



Artifact 2: View of the flood moving into the media center which originated in the room with the open door



Artifacts 3 & 4: View of the flood and the quantity of water.



Artifacts 5 & 6: The flood happened on Friday, December 7th and by Wednesday, December 12th, the media center had been dewatered, dried, and new carpet had been installed.

Kirby Smith Middle School




Artifact 1 & 2: Highly corroded metal beam in the concrete pillar is visibly corroded to a high degree




Artifact 3 & 4: Photographs of the pillars and the areas that were removed to inspect the concrete

San Pablo Elementary




Artifact 1: Structural cracks are visible above the door. It is clear that the door frame is out of “square” and maintenance has been to the school to remount the classroom door to ensure it does lock and secure in case of an emergency.




Artifact 2: A close-up of the same doorway with the door out of frame.

Fishweir Elementary



Artifact 1: Cracks began to form along the ceiling along the outer wall at Fishweir.



Artifact 2: The cracks were caused by the wall moving outward from the building and damaging the roof and support system.



Artifacts 3, 4, 5, & 6: Pictured is the support structure that was built after engineers confirmed the sub floor could support the roof. The wing experiencing this issue was built in 1924. The original area of the school was built in 1917.

