

2024 Bond Survey Report

City of Dallas

Office of Data Analytics and Business Intelligence

7/24/2023

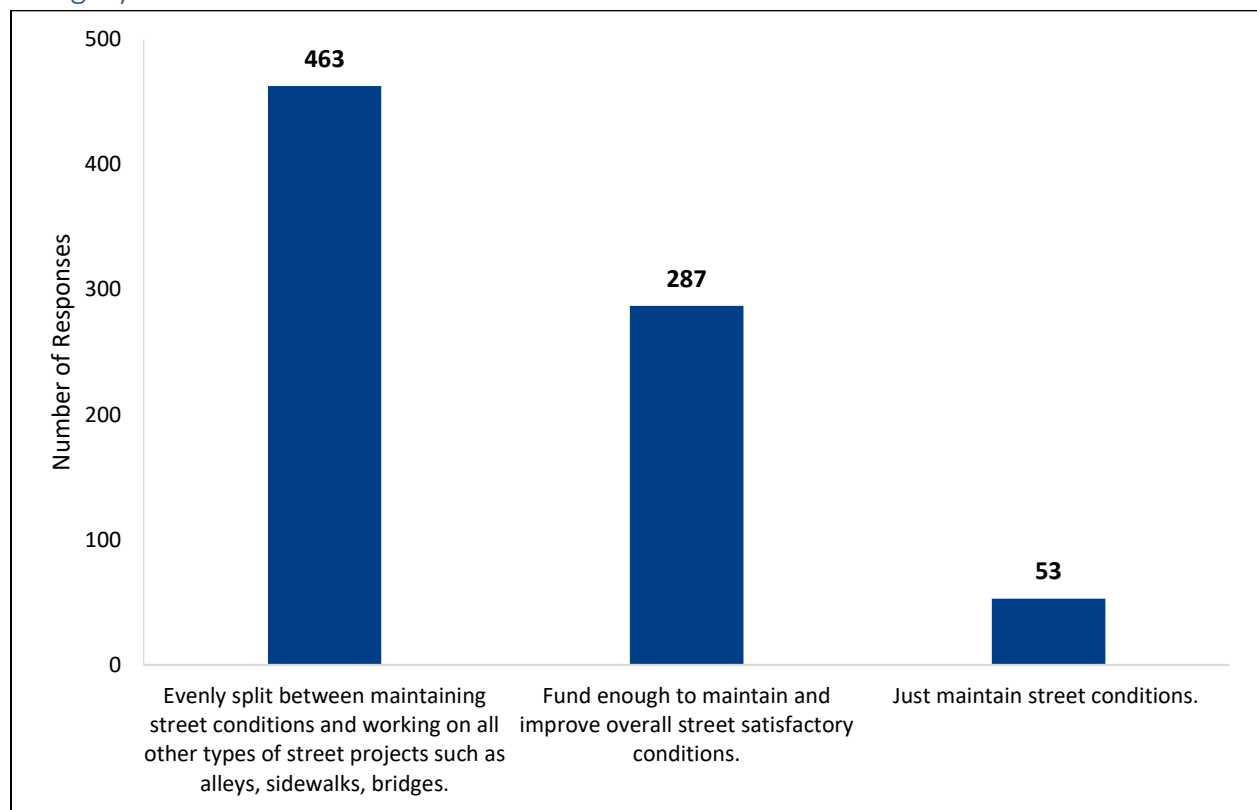
For Discussion Purposes Only

Overview

The Office of Bond and Construction Management requested the Office of Data Analytics and Business Intelligence (DBI) create an online survey to gauge public opinion regarding the 2024 Bond priorities. A set of 18 questions were created by the Office of Bond and Construction Management. DBI staff create an online survey that was made available to the public from June 6, 2023 – July 7, 2023.

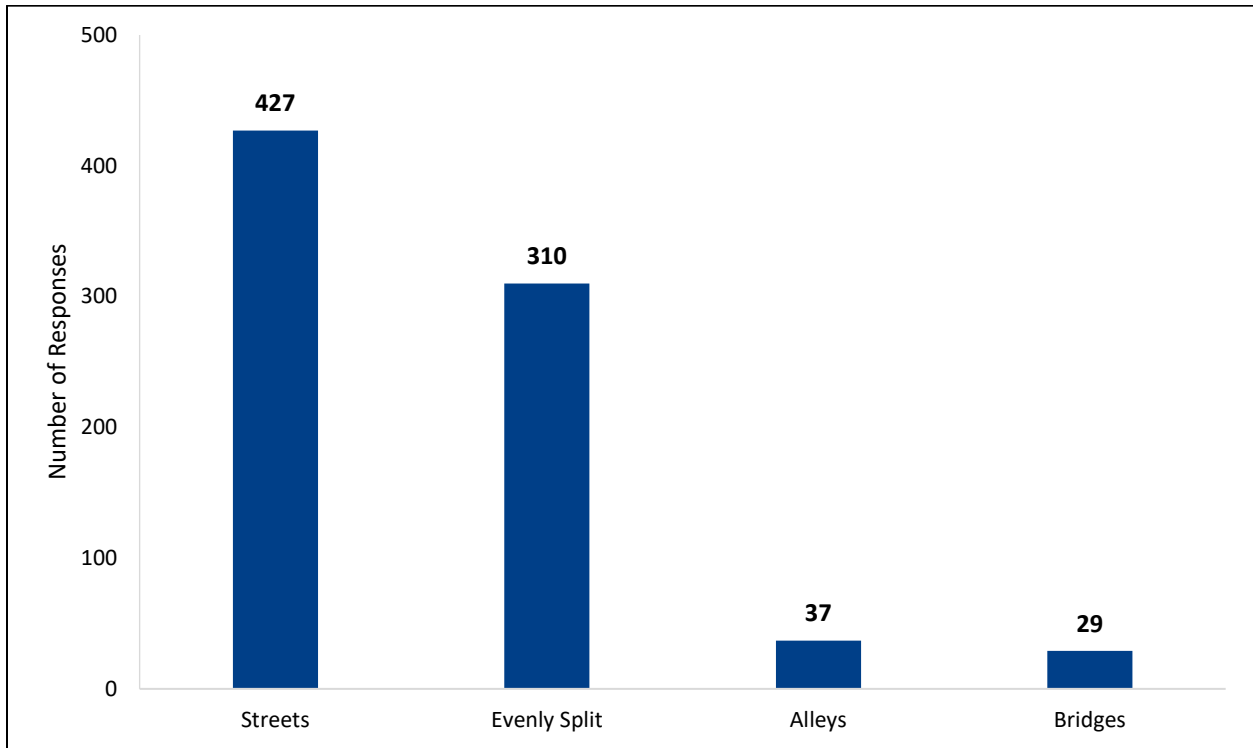
During that time there were 819 total responses to the survey. Sixteen of the respondents reside outside of the City of Dallas and these responses were not included in the following analysis. Since not all the respondents had access to an internet connected device the Office of Bond and Construction Management supplied recorded their responses for them.

Question 1: What should be the priority of the streets proposition, specific to the streets category?



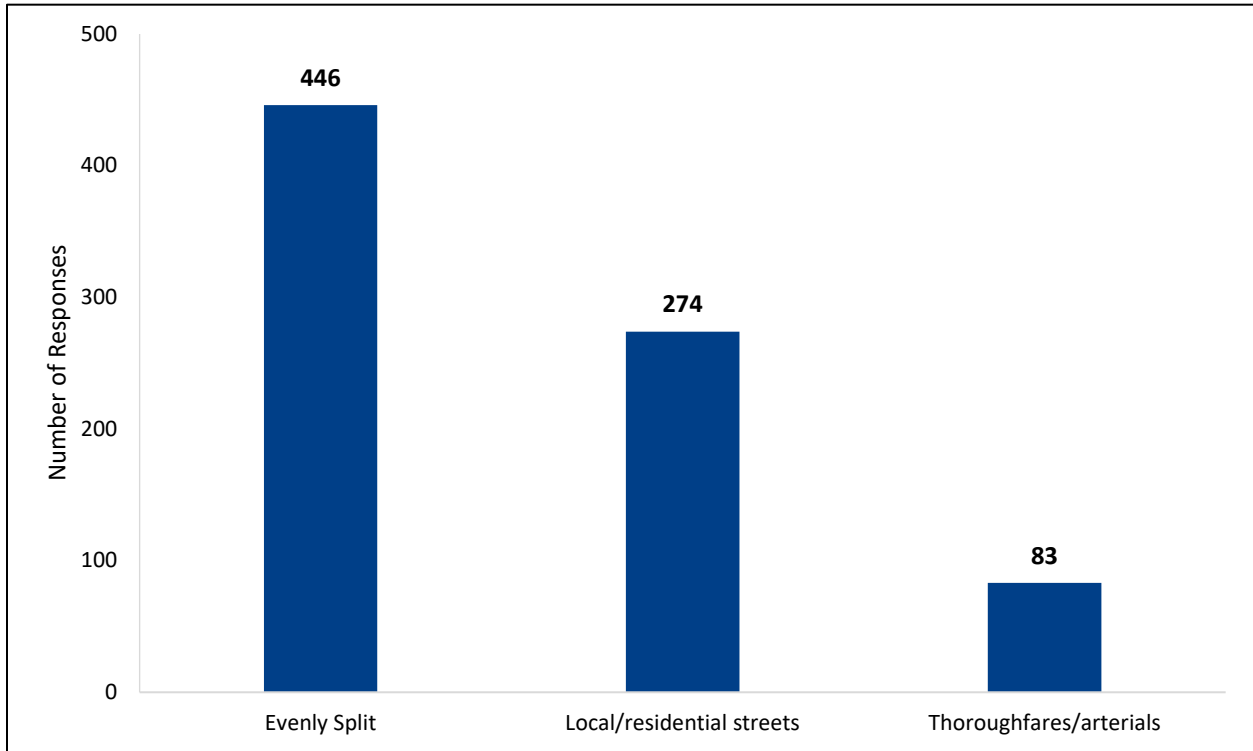
- A total of 803 Dallas residents responded.
- Most respondents, 463 (57.66%), favored evenly prioritizing on maintaining street conditions and working on all other types of street project such as alleys sidewalks and bridges.
- The next largest group, 287 (35.74%), would like to fund enough to maintain and improve overall street satisfactory conditions.
- The remainder 53 (6.6%) of respondents would like to just maintain street conditions.

Question 2: The streets (streets, alleys, bridges) proposition should concentrate on:



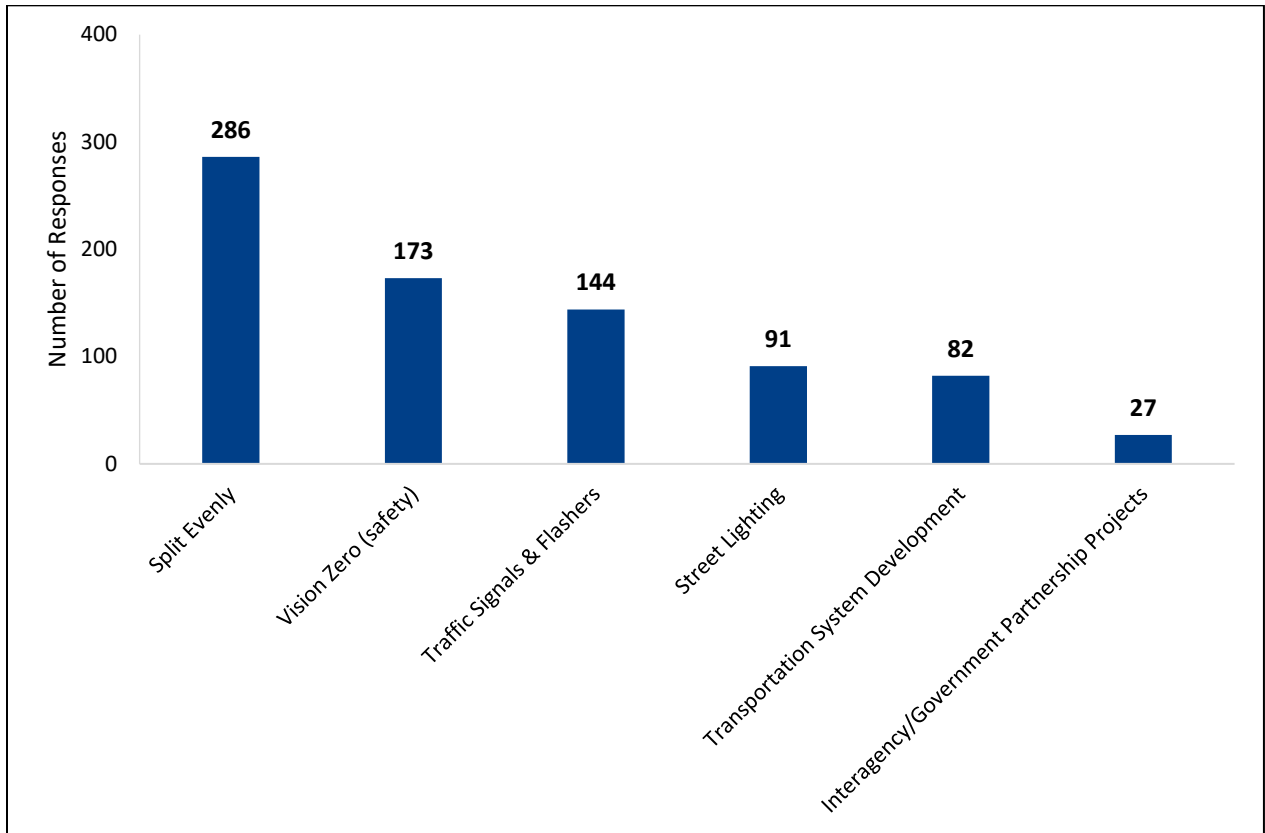
- A total of 803 Dallas residents responded.
- Most respondents, 427 (53.18%), favored concentrating on streets.
- The next largest group of respondents, 310 (38.61%) favored evenly dividing funds among streets, alleys and bridge projects.
- The remaining respondents favored funding alley projects, 37 (4.61%), and bridge projects, 29 (3.61%).

Question 3: The streets (streets, alleys, sidewalks, bridges) proposition, for streets, should concentrate on:



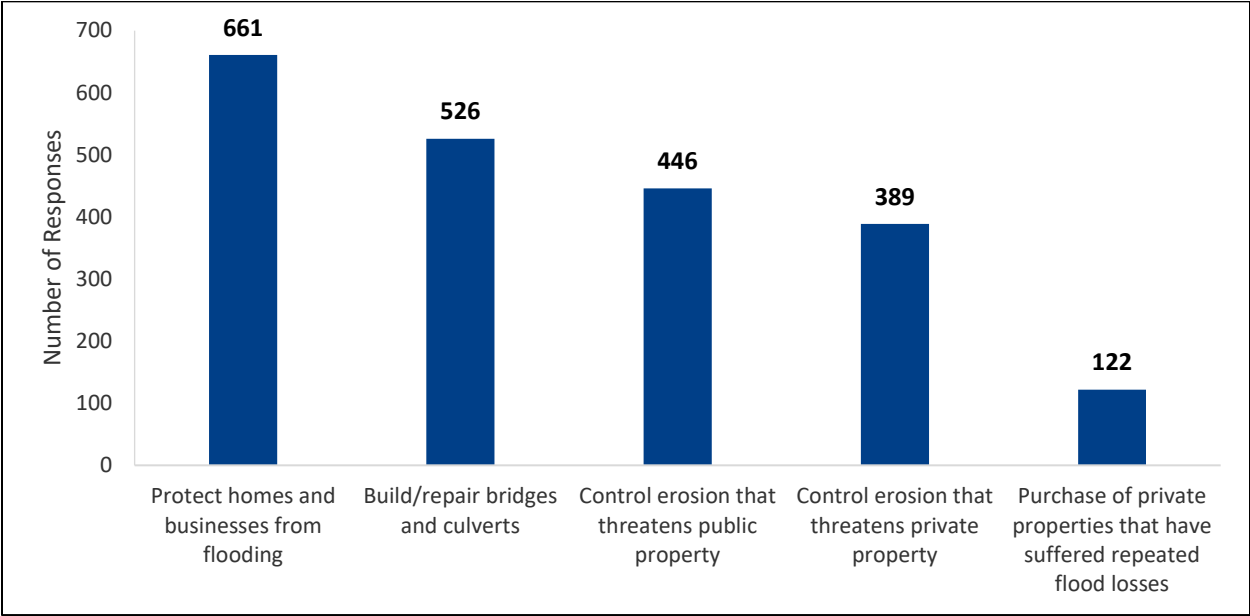
- A total of 803 Dallas residents responded to this question.
- The majority, 446 (55.54%) favored dividing funds evenly between local/residential and thoroughfare/arterial streets.
- The next largest group of respondents, 274 (34.12%), would like to concentrate efforts on local/residential streets.
- A total of 83 (10.34%) Dallas residents favored focusing on thoroughfares/arterial streets.

Question 4: The transportation (traffic signals, Vision Zero, Street Lighting) proposition should concentrate on:



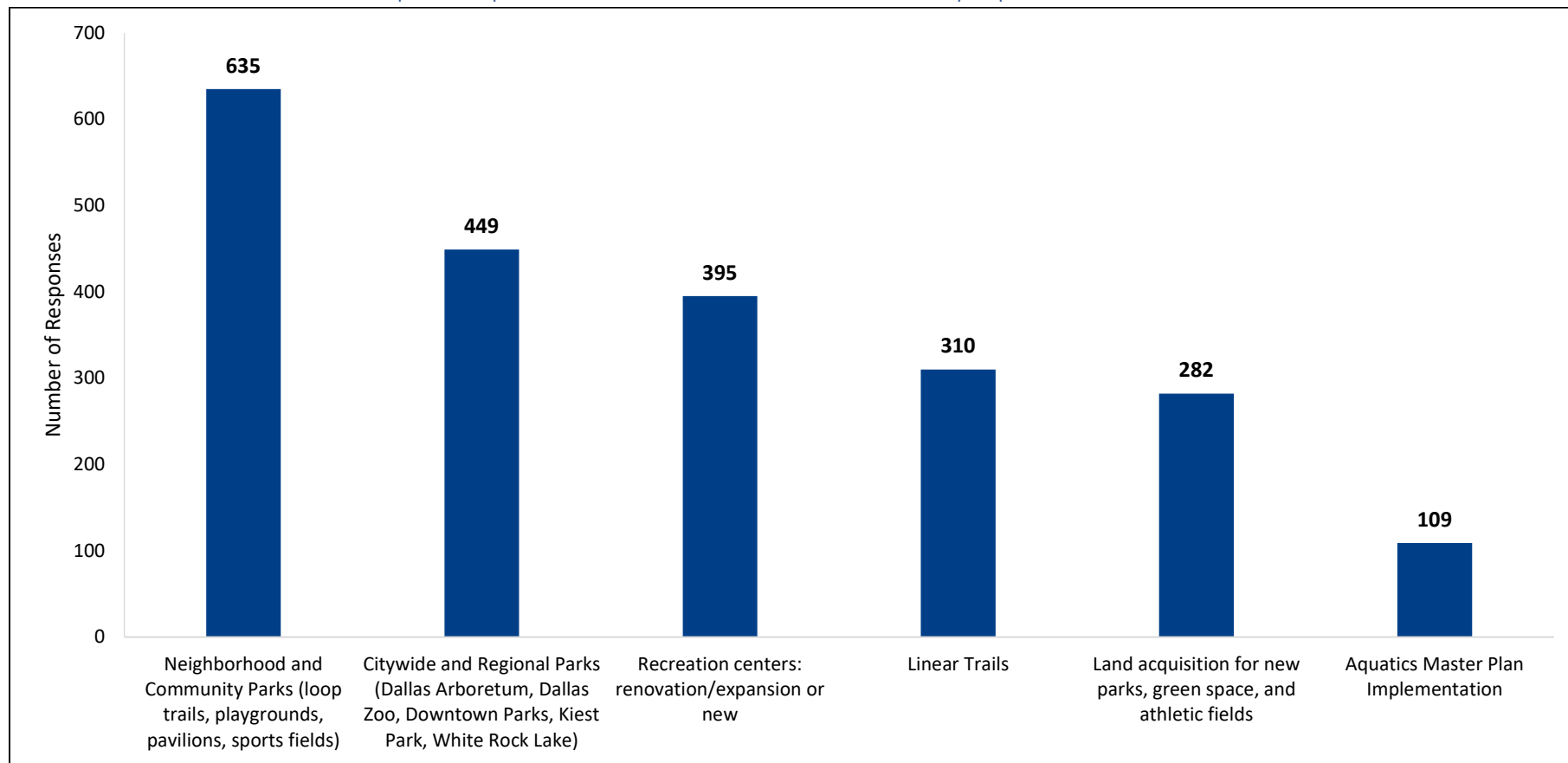
- A total of 803 Dallas residents responded to this question.
- The largest number of residents, 286 (35.62%), favored dividing money among Vision Zero (safety), traffic signals and flashers, street lighting, transportation system development and interagency/government partnership projects.
- Vision Zero was the second most selected option with 173 (21.54%) respondents.
- Traffic Signals and Flashers was selected by 144 (17.93%) respondents.
- Street Lighting was selected by 91 (11.33%) respondents.
- Transportation system development was selected by 82 (10.21%) of respondents.
- The remaining 27 (3.36%) respondents selected interagency/government partnership projects.

Question 5: Please select the top three priorities for the flood protection and drainage proposition:



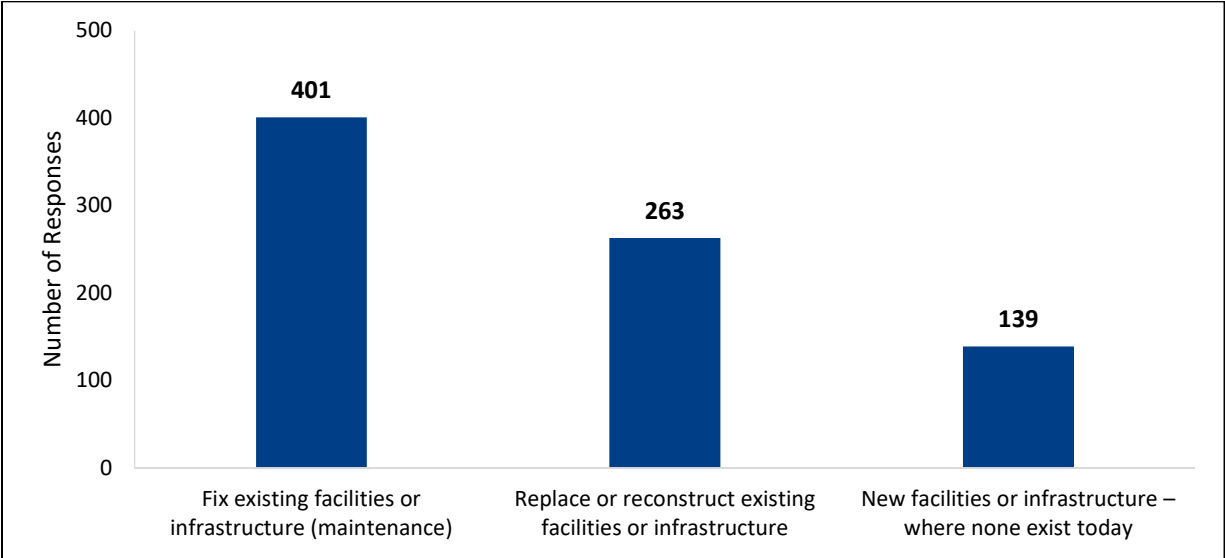
- A total of 803 Dallas residents responded to this question. However, please note that this question allows multiple selections.
- The largest number of residents, 661 (82.3%), favored protecting homes and businesses from flooding.
- Build/repair bridges and culverts was the second most selected priority with 526 (65.5%) respondents.

Question 6: Please select the top three priorities for the Parks and Recreation proposition:



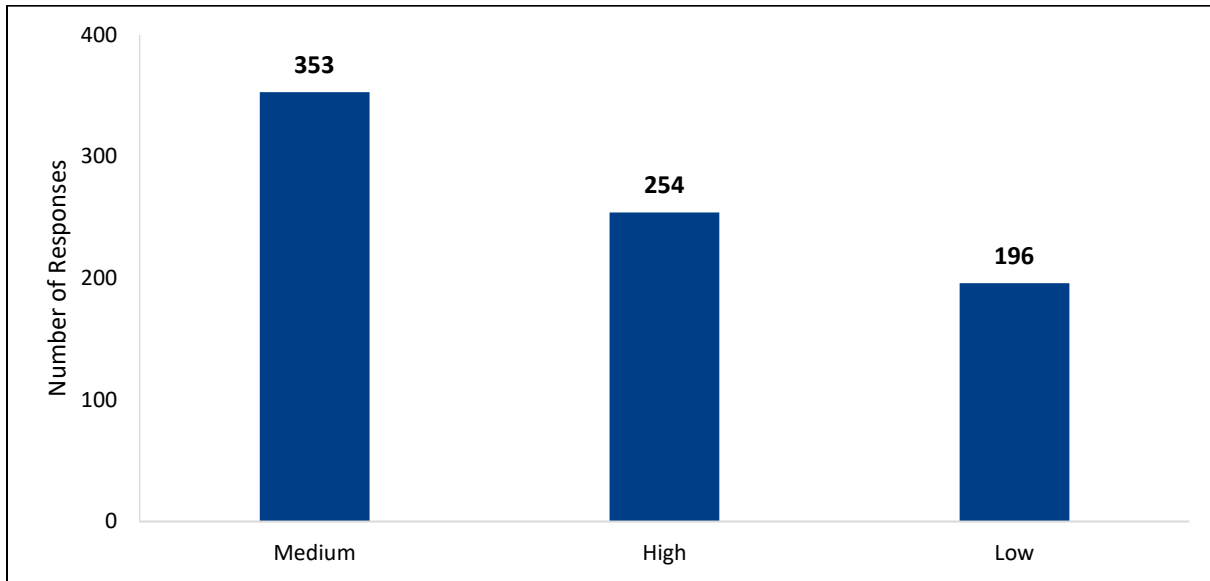
- A total of 803 Dallas residents responded to this question. However, please note that this question allows multiple selections.
- The largest number of residents, 635 (79.1%), favored neighborhood and community parks as the top priority.
- Citywide and regional parks was the second most selected priority with 449 (55.92%) respondents.

Question 7: Where do you want the focus to be in the 2024 Bond Program regarding City Facilities?



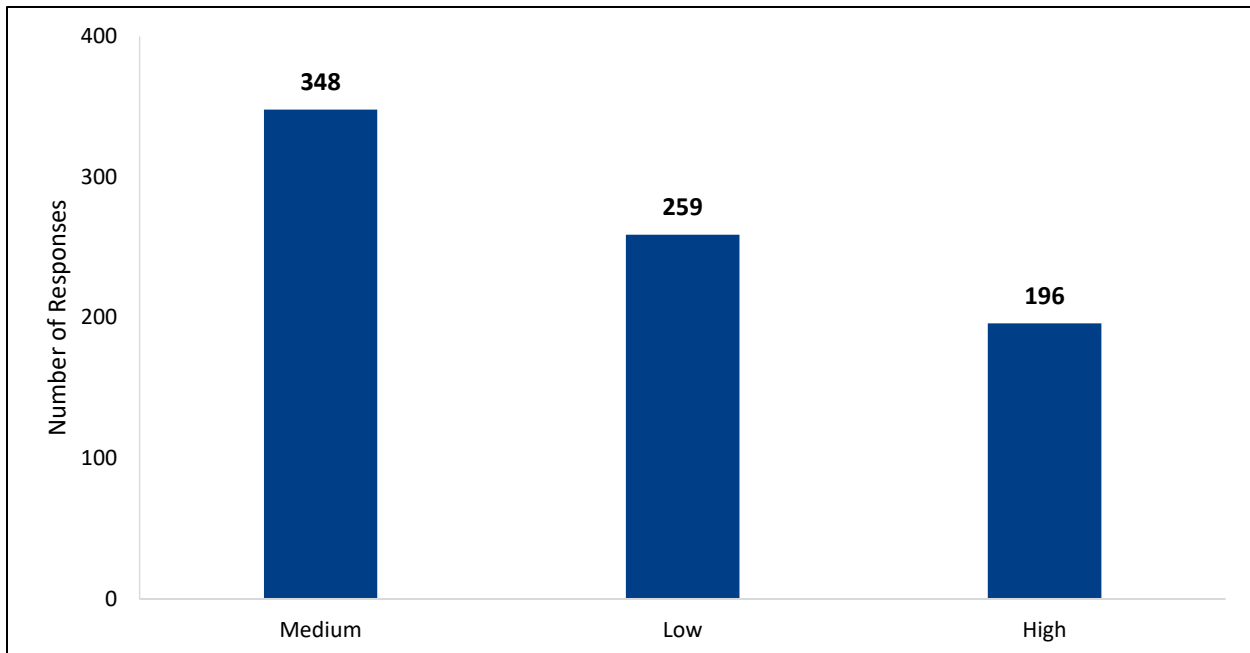
- A total of 803 Dallas residents responded to this question.
- The largest number of residents, 401 (49.94%), favored the main focus to be on fixing existing facilities or infrastructure (maintenance).
- The next largest group of respondents, 263 (32.75%), favored to replace or reconstruct existing facilities or infrastructure.
- The remaining respondents, 139 (17.31%), favored building new facilities or infrastructure where none existed today.

Question 8: How would you prioritize Library Facilities in the 2024 Bond Program?



- A total of 803 Dallas residents responded to this question.
- The largest number of residents, 353 (43.96%), chose library facilities to be a medium priority.
- The next largest group of respondents, 254 (31.63%), chose library facilities to be a high priority.
- The remaining respondents, 196 (24.41%), prefer library facilities to be a low priority.

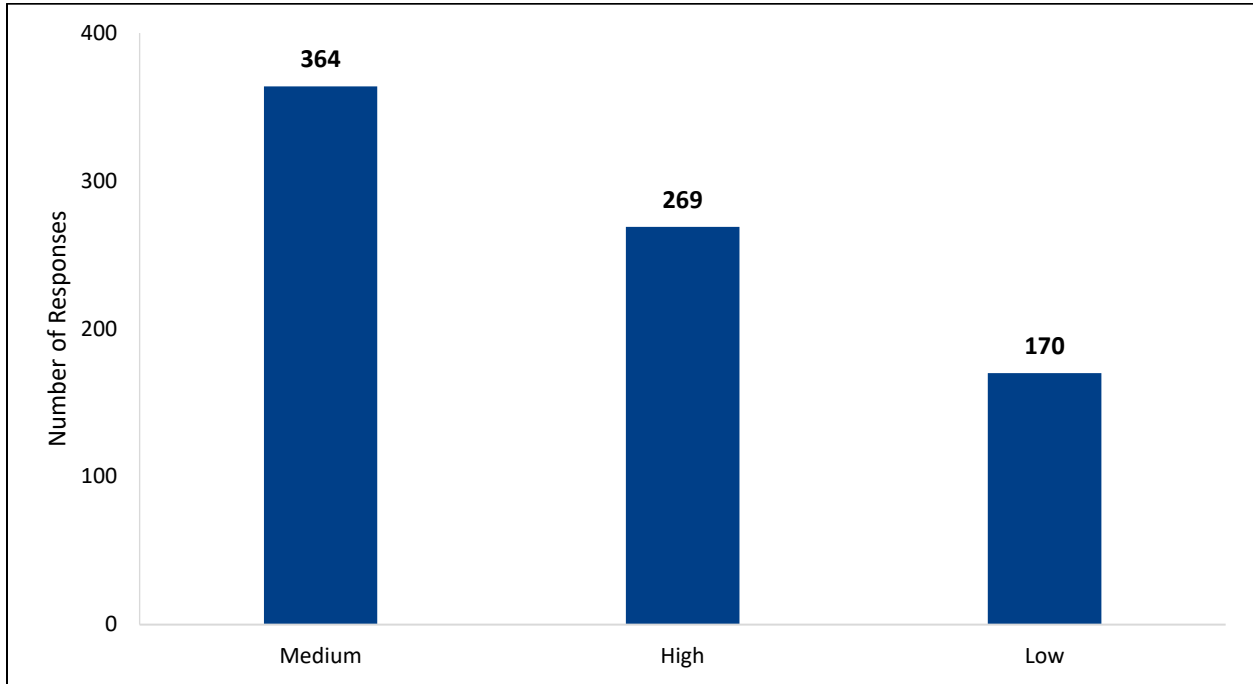
Question 9: How would you prioritize Cultural Facilities in the 2024 Bond Program?



- A total of 803 Dallas residents responded to this question.
- The largest number of residents, 348 (43.34%), chose cultural facilities to be a medium priority.

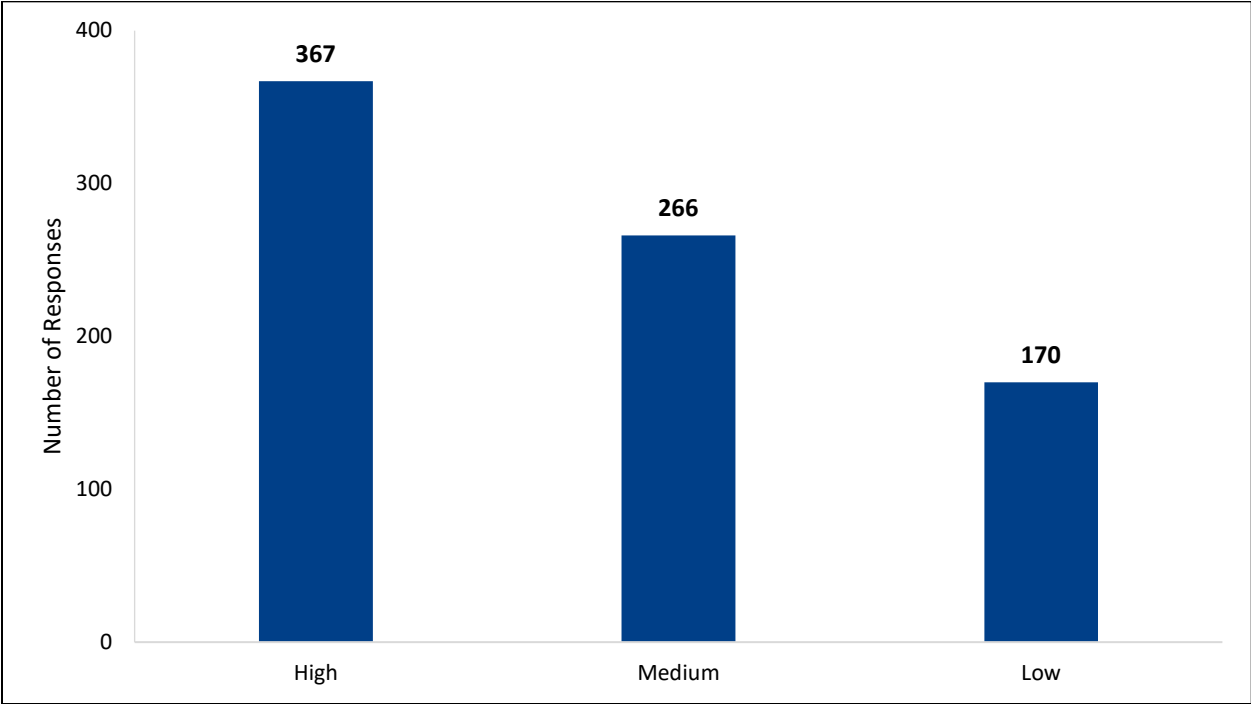
- The next largest group of respondents, 259 (32.25%), chose cultural facilities to be a low priority.
- The remaining respondents, 196 (24.41%), prefer cultural facilities to be a high priority.

Question 10: How would you prioritize Economic Development Projects in the 2024 Capital Bond Program?



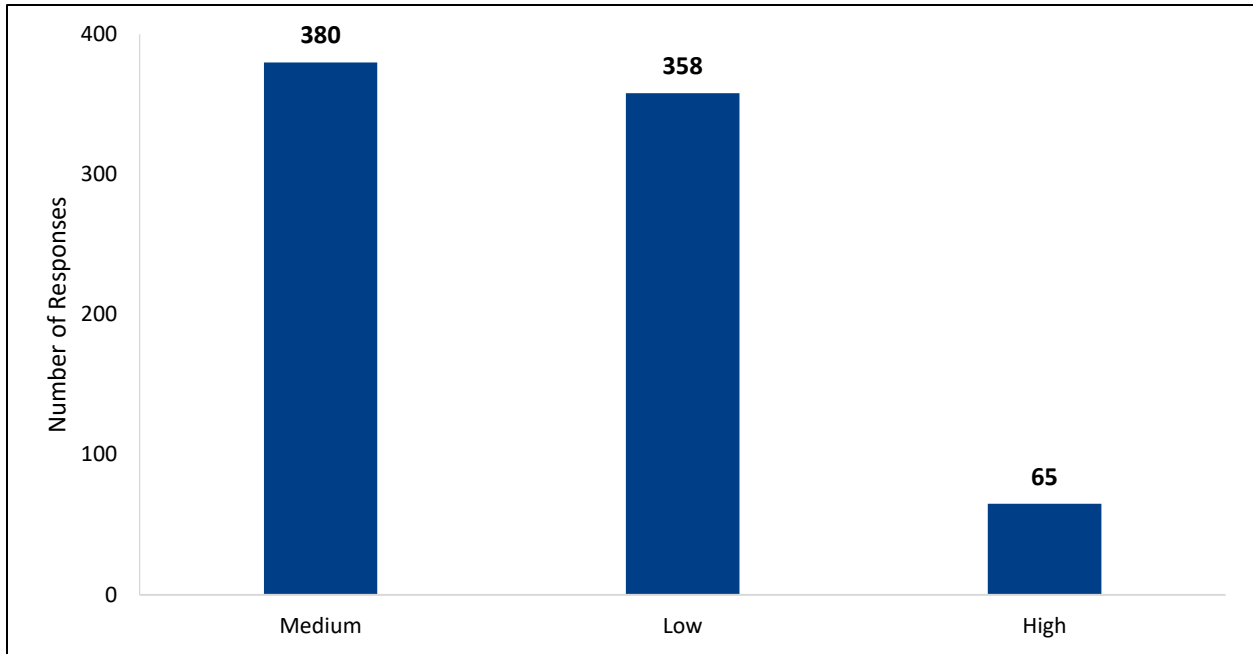
- A total of 803 Dallas residents responded to this question.
- The largest number of residents, 364 (45.33%), chose economic development projects to be a medium priority.
- The next largest number of respondents, 269 (33.5%), chose economic development to be a high priority.
- The remaining respondents, 170 (21.17%), prefer economic development to be a low priority.

Question 11: How would you prioritize Housing Projects in the 2024 Capital Bond Program?



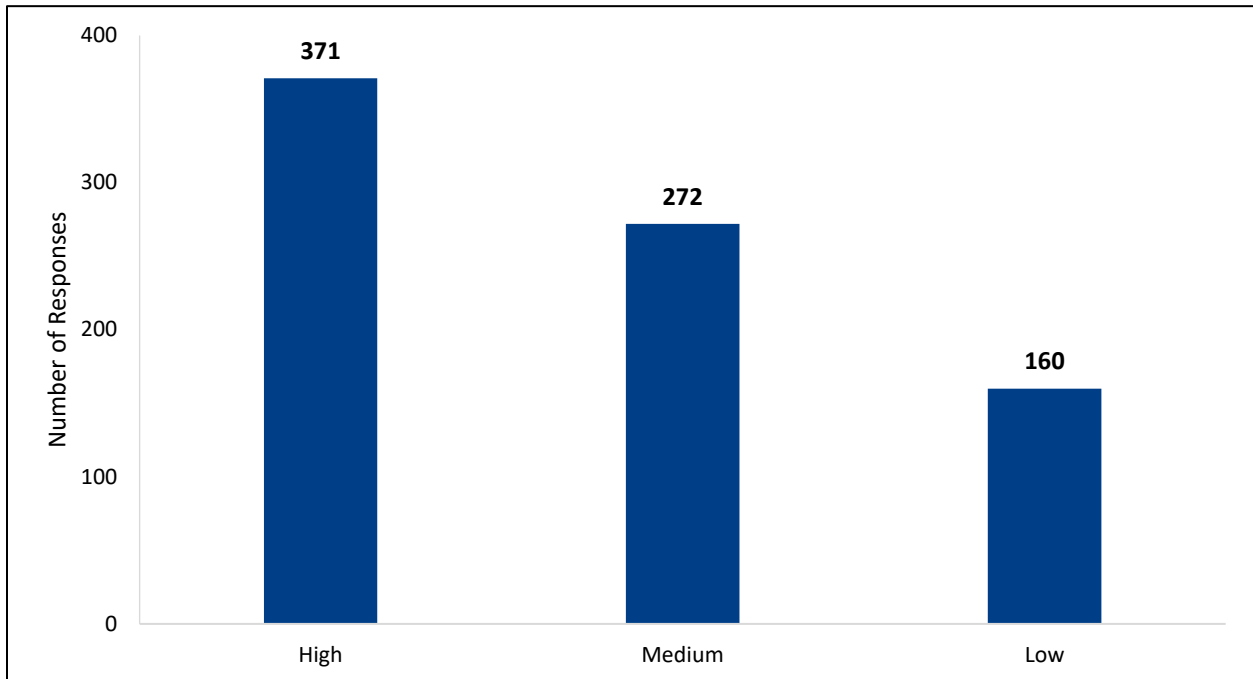
- A total of 803 Dallas residents responded to this question.
- The largest number of residents, 367 (45.7%), chose housing projects to be a high priority.
- The next largest number of respondents, 266 (33.13%), chose housing projects to be a medium priority.
- The remaining respondents, 170 (21.17%), prefer housing projects to be a low priority.

Question 12: How would you prioritize Court Facilities in the 2024 Bond Program?



- A total of 803 Dallas residents responded to this question.
- The largest number of residents, 380 (47.32%), chose court facilities to be a medium priority.
- The next largest number of respondents, 358 (44.58%), chose court facilities to be a low priority.
- The remaining respondents, 65 (8.09%), prefer the court facilities to be a high priority.

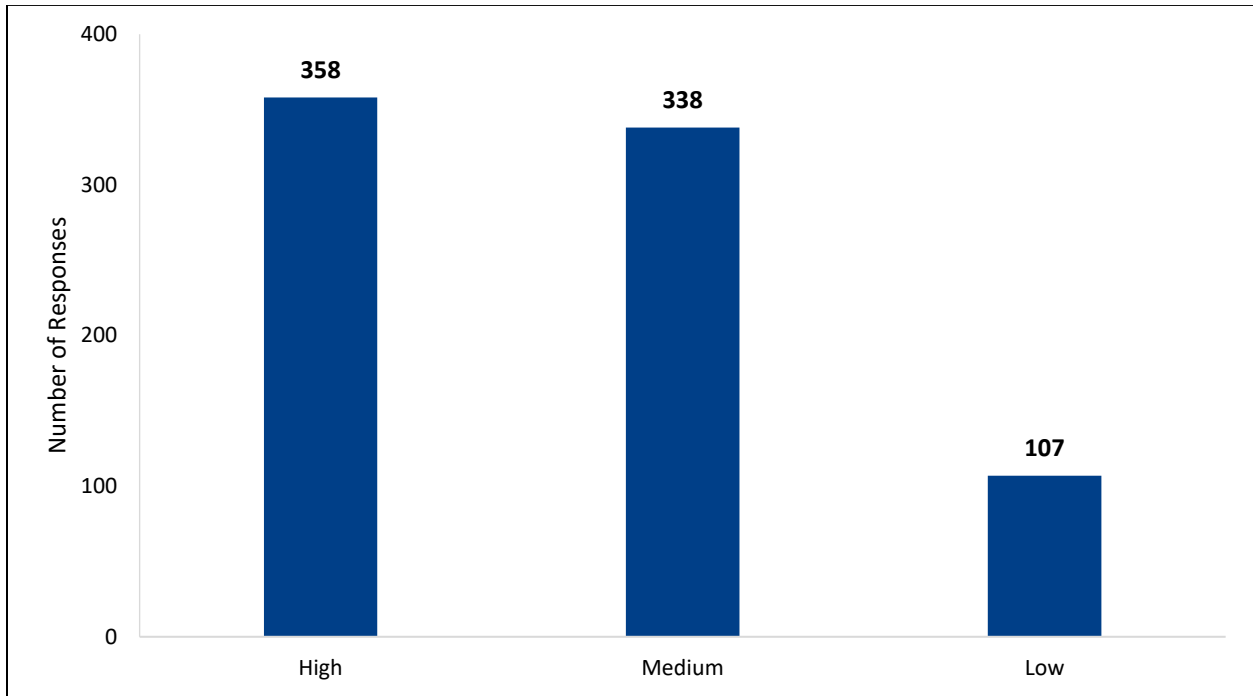
Question 13: How would you prioritize Public Safety Police Facilities in the 2024 Bond Program?



- A total of 803 Dallas residents responded to this question.

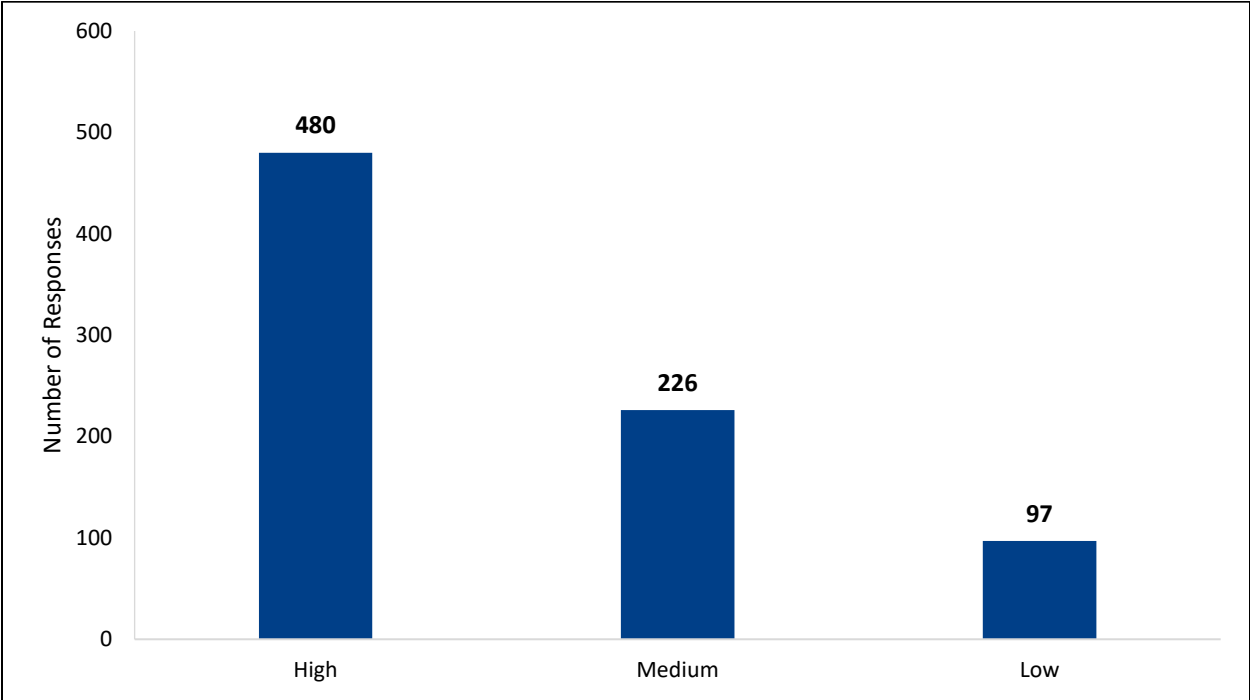
- The largest number of residents, 371 (46.2%), chose police facilities to be a high priority.
- The next largest number of residents, 272 (33.87), chose police facilities to be a medium priority.
- The remaining respondents, 160 (19.93%) prefer police facilities to be a low priority.

Question 14: How would you prioritize Public Safety Fire Facilities in the 2024 Bond Program?



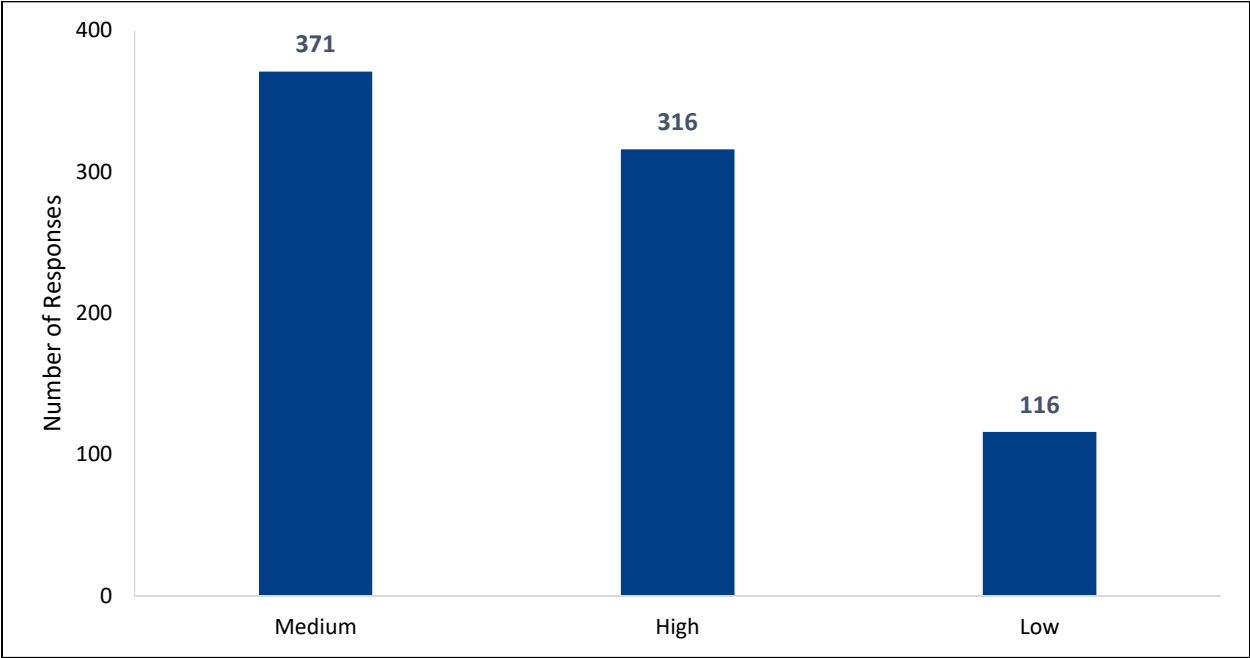
- A total of 803 Dallas residents responded to this question.
- The largest number of residents, 358 (46.58%), chose fire facilities to be a high priority.
- The next largest number of residents, 338(42.09%), chose fire facilities to be medium priority
- The remaining respondents, 107(13.33%), chose fire facilities to be a low priority.

Question 15: How would you prioritize Homeless Solutions in the 2024 Bond Program?



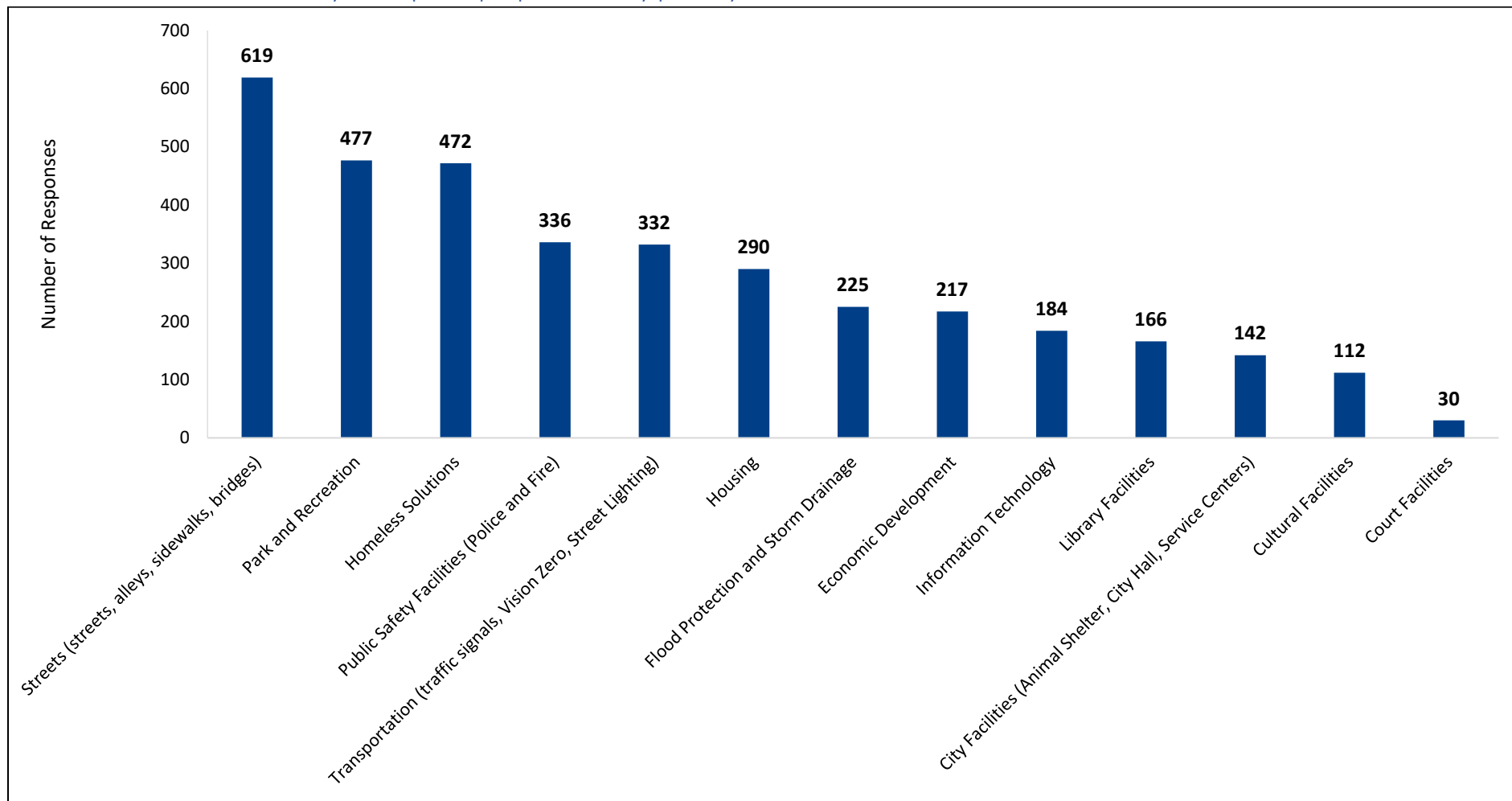
- A total of 803 Dallas residents responded to this question.
- The largest number of residents, 480 (59.78%), chose homeless solutions to be a high priority.
- The next largest number of residents, 226 (28.14%), chose homeless solutions to be a medium priority.
- The remaining residents, 97 (12.08%), chose homeless solutions to be a low priority.

Question 16: How would you prioritize Information Technology in the 2024 Bond Program?



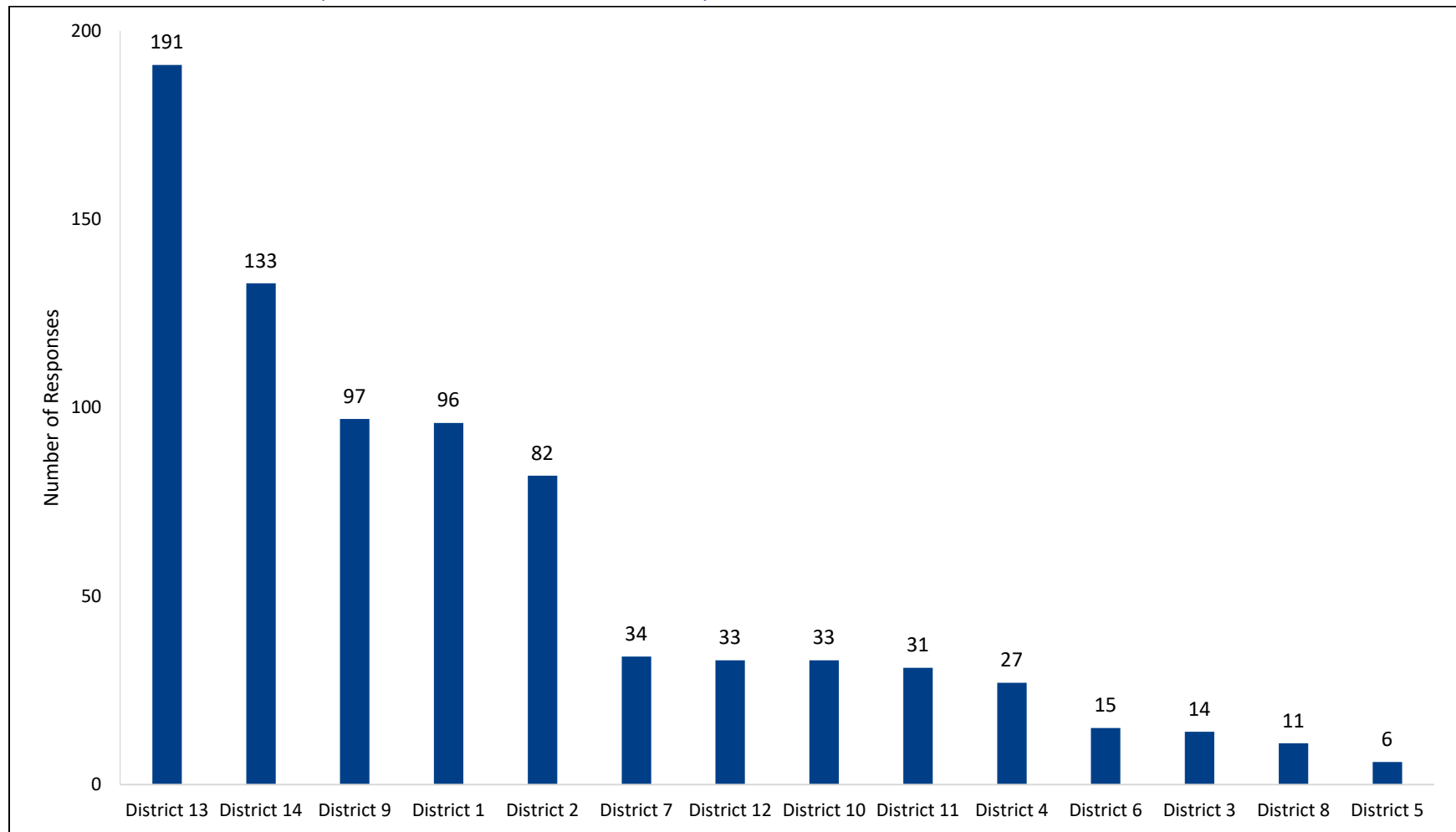
- A total of 803 Dallas residents responded to this question.
- The largest number of residents, 371 (46.2%), chose information technology projects to be a medium priority.
- The next largest number of residents, 316 (39.35%), chose information technology projects to be a high priority.
- The remaining residents, 116 (14.45%), chose information technology project to be a low priority.

Question 17: Please rank your top five propositions by priority.



- A total of 803 Dallas residents responded to this question. However, please note that this question allows multiple selections.
- The largest number of respondents, 619 (77.1%), favored streets (streets, alleys, sidewalks, bridges) as the first top priority.
- Park and Recreation was the second most selected priority by 477 (59.4%) respondents.
- The third most selected proposition was Homeless solutions by 472 (58.78%) respondents.

Question 18: Select the City of Dallas council district where you live.



- A total of 803 Dallas residents responded to this question.
- The largest number of respondents, 191 (23.8%), reside in Council District 13.
- The next largest group of respondents, a total of 408 (50.8%) are from Council Districts 14, 9, 1 and 2, which are between 10.2% to 16.6% with respect to all respondents.
- The remaining respondents, 204 (25.4%), are from Council Districts 7, 10, 12, 11, 4, 6, 3, 8, and 5, which are all under 5% of all respondents.