

## Constant Contact Survey Results

**Campaign Name:** Bar Poll - U.S. District Court Judge

**Survey Starts:** 1433

**Survey Submits:** 389

**Export Date:** 09/20/2023 07:59 PM

### MULTIPLE CHOICE

Charisse Arce

Answer Choice	0%	100%	Number of Responses	Responses Ratio
Extremely Well Qualified			22	5%
Well Qualified			15	3%
Qualified			14	3%
Not Qualified			23	5%
Don't Know			315	80%
<b>Total Responses</b>			<b>389</b>	<b>100%</b>

### MULTIPLE CHOICE

Molly C. Brown

Answer Choice	0%	100%	Number of Responses	Responses Ratio
Extremely Well Qualified			20	5%
Well Qualified			35	8%
Qualified			45	11%
Not Qualified			21	5%
Don't Know			268	68%
<b>Total Responses</b>			<b>389</b>	<b>100%</b>

MULTIPLE CHOICE

Tamara E. DeLucia

Answer Choice	0%	100%	Number of Responses	Responses Ratio
Extremely Well Qualified			45	11%
Well Qualified			33	8%
Qualified			27	6%
Not Qualified			19	4%
Don't Know			265	68%
<b>Total Responses</b>			<b>389</b>	<b>100%</b>

MULTIPLE CHOICE

John W. Erickson, Jr.

Answer Choice	0%	100%	Number of Responses	Responses Ratio
Extremely Well Qualified			7	1%
Well Qualified			1	0%
Qualified			12	3%
Not Qualified			34	8%
Don't Know			335	86%
<b>Total Responses</b>			<b>389</b>	<b>100%</b>

MULTIPLE CHOICE

Tina M. Grovier

Answer Choice	0%	100%	Number of Responses	Responses Ratio
Extremely Well Qualified			42	10%
Well Qualified			25	6%
Qualified			28	7%
Not Qualified			15	3%
Don't Know			279	71%
<b>Total Responses</b>			<b>389</b>	<b>100%</b>

MULTIPLE CHOICE

Andrea Hattan

Answer Choice	0%	100%	Number of Responses	Responses Ratio
Extremely Well Qualified			26	6%
Well Qualified			33	8%
Qualified			29	7%
Not Qualified			8	2%
Don't Know			293	75%
<b>Total Responses</b>			<b>389</b>	<b>100%</b>

MULTIPLE CHOICE

Yvonne Lamoureux

Answer Choice	0%	100%	Number of Responses	Responses Ratio
Extremely Well Qualified			159	40%
Well Qualified			56	14%
Qualified			25	6%
Not Qualified			10	2%
Don't Know			139	35%
<b>Total Responses</b>			<b>389</b>	<b>100%</b>

MULTIPLE CHOICE

Michelle S. Nesbett

Answer Choice	0%	100%	Number of Responses	Responses Ratio
Extremely Well Qualified			34	8%
Well Qualified			33	8%
Qualified			46	11%
Not Qualified			29	7%
Don't Know			247	63%
<b>Total Responses</b>			<b>389</b>	<b>100%</b>

MULTIPLE CHOICE

Scott A. Oravec

Answer Choice	0%	100%	Number of Responses	Responses Ratio
Extremely Well Qualified			34	8%
Well Qualified			29	7%
Qualified			38	9%
Not Qualified			15	3%
Don't Know			273	70%
<b>Total Responses</b>			<b>389</b>	<b>100%</b>



MULTIPLE CHOICE

Danée Pontious

Answer Choice	0%	100%	Number of Responses	Responses Ratio
Extremely Well Qualified			29	7%
Well Qualified			32	8%
Qualified			43	11%
Not Qualified			32	8%
Don't Know			253	65%
<b>Total Responses</b>			<b>389</b>	<b>100%</b>






MULTIPLE CHOICE

Jason T. Seay

Answer Choice	0%	100%	Number of Responses	Responses Ratio
Extremely Well Qualified			0	0%
Well Qualified			1	0%
Qualified			2	0%
Not Qualified			36	9%
Don't Know			350	89%
<b>Total Responses</b>			<b>389</b>	<b>100%</b>

MULTIPLE CHOICE

Thomas I. Temple

Answer Choice	0%	100%	Number of Responses	Responses Ratio
Extremely Well Qualified			20	5%
Well Qualified			20	5%
Qualified			40	10%
Not Qualified			37	9%
Don't Know			272	69%
<b>Total Responses</b>			<b>389</b>	<b>100%</b>

MULTIPLE CHOICE

S. Lane Tucker

Answer Choice	0%	100%	Number of Responses	Responses Ratio
Extremely Well Qualified			52	13%
Well Qualified			55	14%
Qualified			45	11%
Not Qualified			12	3%
Don't Know			225	57%
<b>Total Responses</b>			<b>389</b>	<b>100%</b>

MULTIPLE CHOICE

Karen E. Vandergaw

Answer Choice	0%	100%	Number of Responses	Responses Ratio
Extremely Well Qualified			11	2%
Well Qualified			15	3%
Qualified			25	6%
Not Qualified			37	9%
Don't Know			301	77%
<b>Total Responses</b>			<b>389</b>	<b>100%</b>