



**REGULAR MEETING of the
AIRPORT ADVISORY COMMISSION
JULY 12, 2022 3:00 PM
2716 SPIRIT OF TEXAS DRIVE
ROOM 160 (Board Room and Public Comments)
ROOM 174 (Public Viewing of Proceedings via Videoconference)
AUSTIN, TEXAS 78719**

Some members of the Commission may be participating via videoconference.

Live audio of the meeting will be available as an alternative to attending in person. Please email Steve Khanoyan at stephen.khanoyan@flyaustin.com by noon of the day of the meeting for dial-in details.

Public comment will be allowed in-person or remotely via telephone. Speakers may only register to speak on an item once either in-person or remotely and will be allowed up to three minutes to provide their comments. Registration no later than noon the day before the meeting is required for remote participation by telephone. To register to speak remotely, email Steve Khanoyan, Stephen.Khanoyan@FlyAustin.com.

CURRENT BOARD MEMBERS

Eugene Sepulveda, Chair	Ernest Saulmon	Vicky Sepulveda
Wendy Price Todd, Vice-Chair	Jonathan Coon	Chad Ennis
Jeremy Hendricks, <i>Secretary*</i>	Billy Owens	Raymond Young
Scott Madole	Bakari Brock	

**Pending approval of changes to the AAC bylaws by the City Council*

AGENDA

CALL TO ORDER

PUBLIC COMMUNICATION: GENERAL

Speakers signed up prior to the meeting being called to order will each be allowed a three minute allotment to address their concerns regarding items not posted on the agenda. Please see further instructions on registration above.

INTRODUCTION OF RICK BELLIOTTI, DEPUTY CHIEF OFFICER IT

APPROVAL OF MINUTES

1. Approve the minutes of the Airport Advisory Commission regular meeting on June 14, 2022.

STAFF BRIEFINGS

2. May 2022 Financial Results presented by Rajeev Thomas, Deputy Chief Finance Officer.
3. Air Service Update presented by Jamy Kazanoff, Air Service Development.
4. Airport Expansion and Development Program (AEDP) Update - Environmental Assessment, Program Management Support Consultants, and HNTB Tasks presented by Tracy Thompson, Interim Chief Planning and Development Officer.

CONSENT AGENDA

5. Authorize negotiation and execution of a contract with SKIDATA, Inc. to provide remote and onsite maintenance, support, and repair services of the parking revenue and control system for a term of 10 years in an amount not to exceed \$4,008,200.
Scheduled for approval by the City Council at the July 28, 2022 meeting.

(Note: SKIDATA, Inc. is the sole distributor, manufacturer, and support provider for their products. There are no other integrators or resellers in Texas who can provide these services. Sole source contracts are exempt from the City Code Chapter 2-9C; therefore, no subcontracting goals were established.)

6. Approve a resolution approving amendments to the Amended and Restated Hotel Management Agreement between Austin-Bergstrom Landhost Enterprises, Inc. and Boykin Prospera, LLC.
Scheduled for approval by the City Council at the July 28, 2022 meeting.
7. Authorize contingency in an amount of \$1,000,000 to the job order assignment for Barbara Jordan Terminal Optimization Vertical Circulation Project with Alpha Building Corporation for a total assignment amount not to exceed \$4,000,000.
Scheduled for approval by the City Council at the July 28, 2022 meeting.

(Note: This job order assignment will comply with City Code Chapter 2-9A by meeting the goals with 2.51 MBE and 0.64% WBE participation.)

8. Authorize negotiation and execution of a professional services agreement with WSP USA Inc. (staff recommendation) or one of the other qualified respondent(s) for Request for Qualifications Solicitation No. CLMP334 to provide Program Management and Staff Augmentation Services for the Airport Program Management Support Consultant Services contract in an amount not to exceed \$40,000,000.
Scheduled for approval by the City Council at the July 28, 2022 meeting.

(Note: This contract will be awarded in compliance with City Code Chapter 2-9C by meeting the goals with 17.50% MBE and 10.00% WBE participation.)

ACTION ITEMS

9. Discussion, amendments, and possible approval of the AAC Annual Review 2021-2022.

REVIEW OF CITY COUNCIL ACTIONS

City Council meeting on June 16, 2022:

- Authorize negotiation and execution of a professional services agreement with RS&H, Inc. (staff recommendation) or one of the other qualified respondent(s) for Request for Qualifications Solicitation No. CLMP326 to provide engineering design and construction phase services for the Airport Expansion and Development Program Airfield Infrastructure in an amount not to exceed \$8,000,000.
Approved on consent.
- Authorize negotiation and execution of a Construction Manager-at-Risk Agreement with Hensel Phelps Construction Co. for preconstruction and construction services for the Barbara Jordan Terminal Optimization project in an amount not to exceed \$46,000,000.
Approved on consent.

DISCUSSION ITEMS

10. Discussion to task the Business Working Group to identify Key Performance Indicators (KPIs) and performance metrics to be reviewed on a regular basis and report back to the AAC at a later time.
11. Review of topics to discuss with appointing City Council member.

FUTURE AGENDA ITEMS

NEXT REGULAR MEETING

The next regular meeting of the AAC is scheduled for August 9, 2022 at 3:00 PM.

ADJOURNMENT

The City of Austin is committed to compliance with the Americans with Disabilities Act. Reasonable modifications and equal access to communications will be provided upon request. Meeting locations are planned with wheelchair access. If requiring Sign Language Interpreters or alternative formats, please give notice at least 2 days before the meeting date. Please call Ammie Calderon, Aviation Department, at (512) 530-6605 for additional information; TTY users route through Relay Texas at 711.

For more information on the Airport Advisory Commission, please contact Tracy Thompson at tracy.thompson@flyaustin.com.



AIRPORT ADVISORY COMMISSION

ITEM 1 - APPROVAL OF MINUTES

June 14, 2022 Regular Meeting





**AIRPORT ADVISORY COMMISSION
REGULAR MEETING MINUTES
TUESDAY, JUNE 14, 2022**

The Airport Advisory Commission convened in a regular meeting on Tuesday, June 14, 2022.

CALL TO ORDER

Vice Chair Todd called the Commission Meeting to order at 3:02 p.m.

Commissioners in Attendance:

Wendy Price Todd – Vice Chair
Vicky Sepulveda
Chad Ennis
Raymond Young
Bakari Brock
(*attended via videoconference)

Ernest Saulmon
Jonathan Coon*
Billy Owens
Scott Madole

Commissioners Absent:

Eugene Sepulveda – Chair

Jeremy Hendricks

CITIZENS COMMUNICATIONS:

- a) Girard Kinney, AIA, was allotted 3 minutes to address the Commission regarding digital advertising.
- b) Jason Wills, Scenic Texas, was allotted 3 minutes to address the Commission regarding digital advertising.
- c) Jeff Pearse, LoneStar Airport Holdings, was allotted 3 minutes to address the Commission regarding agenda item 3a.

1. APPROVAL OF MINUTES

- a) The minutes from the meeting of May 10, 2022 were approved on Commissioner Ennis' motion; Commissioner Madole seconded. Motion passed on a 9-0-0-2 vote. Chair E. Sepulveda and Commissioner Hendricks were absent.

2. STAFF REPORTS

- a) April 2022 Financial Results prepared by Rajeev Thomas, Deputy Chief of Finance.

- b) AUS Air Service Update prepared by Jamy Kazanoff, Air Service Development.

3. STAFF BRIEFINGS

- a) Chief Executive Officer's Update on Item 63 on the City Council Agenda for June 16, 2022 Regarding the South Terminal presented by Jacqueline Yaft, Chief Executive Officer.
- b) Chief Operations Officer's Report on Airport Wi-Fi, TSA Screening, and Baggage Porter Services presented by Ghizlane Badawi, Chief Operating Officer.
- c) Airport Expansion and Development Program (AEDP) Terminal Optimization presented by Tracy Thompson, Interim Chief Planning and Development Officer.

4. CONSENT AGENDA

All three items were pulled by Vice Chair Todd for discussion.

- a) Authorize negotiation and execution of a Construction Manager at Risk Agreement with Hensel Phelps Construction Co. for preconstruction and construction services for the Barbara Jordan Terminal (BJT) Optimization in an amount not to exceed \$46,000,000

A motion to approve was made by Commissioner Saulmon; Commissioner Young seconded. Motion passed on a 9-0-0-2 vote. Chair E. Sepulveda and Commissioner Hendricks were absent.

- b) Authorize negotiation and execution of a professional services agreement with RS&H, Inc. (staff recommendation) or one of the other qualified respondents for Request for Qualifications No. CLMP326 to provide engineering design and construction phase services for AEDP Airfield Infrastructure in an amount not to exceed \$8,000,000.

A motion to approve was made by Commissioner Saulmon; Commissioner Brock seconded. Motion passed on a 9-0-0-2 vote. Chair E. Sepulveda and Commissioner Hendricks were absent.

- c) Authorize award of two contracts with Trexxler Energy Solutions, LLC d/b/a Trexxler Logistics LLC and Cothrons Security Solutions, LLC to provide security system parts, each for a term of five years in an amount not to exceed \$850,000 divided between the contractors.

A motion to approve was made by Commissioner Saulmon; Commissioner Young seconded. Motion passed on a 9-0-0-2 vote. Chair E. Sepulveda and Commissioner Hendricks were absent.

5. ACTION ITEMS

None.

6. OLD BUSINESS

Actions taken by the City Council on AAC items were reviewed.

7. NEW BUSINESS

a) Review of Commission Recommendations and Actions to discuss with appointing City Council Member

- There continues to be growth of flights and enplanements, well exceeding 2019 levels.

b) Future Agenda Items

- An update on HNTB Corp's AEDP work has been requested by Vice Chair Todd; Commissioner Brock seconded to add on a future agenda.

c) Next scheduled meeting July 12, 2022 at 3:00 p.m.

ADJOURNMENT

Vice Chair Todd adjourned the meeting at 4:32 p.m.

The City of Austin is committed to compliance with the Americans with Disabilities Act. Reasonable modifications and equal access to communications will be provided upon request. Meeting locations are planned with wheelchair access. If requiring Sign Language Interpreters or alternative formats, please give notice at least 2 days before the meeting date. Please call Ammie Calderon, Aviation Department, at (512) 530-6605 for additional information; TTY users route through Relay Texas at 711.

For more information on the Airport Advisory Commission, please contact Executive Liaison Tracy Thompson at tracy.thompson@flyaustin.com or Staff Liaisons Steve Khanoyan at (312) 723-2619 or stephen.khanoyan@flyaustin.com and Ammie Calderon at (512) 530-6605 or ammie.calderon@flyaustin.com.



AIRPORT ADVISORY COMMISSION

ITEM 2 – STAFF BRIEFINGS

May 2022 Financial Results



MEMORANDUM

TO: Airport Advisory Commissioners
 FROM: Rajeev Thomas, Deputy Chief - Finance, Aviation Department
 DATE: July 12, 2022
 SUBJECT: Austin-Bergstrom International Airport (AUS) Update

May 2022 Financial Results

Total passenger traffic increased 82.7% in May 2022 compared to May 2021 (which was in the early stages of the air travel industry recovery from the impacts of the COVID-19 pandemic) and 31.0% compared to May 2019. May 2022 was the busiest month in AUS’ history with 2,021,747 enplaned and deplaned passengers, breaking the passenger traffic record for the third month in a row. Passenger enplanements totaled 1,031,873 in May 2022, an increase of 31.3% or 246,074 passengers compared to May 2019. Average daily departures have increased from 195 in May 2019 to 261 in May 2022, an increase of 66 daily departures or 33.8%.

Table #1	FY 2022 May	FY 2021 May	Variance Fav (Unfav)	FY 2022 YTD	FY 2021 YTD	YTD Variance Fav (Unfav)
Enplanements	1,031,873	563,827	83.0%	6,384,174	2,497,963	155.6%
Landing Weights	1,150,661,179	685,565,245	67.8%	8,110,850,673	3,806,033,509	113.1%
Cargo Tonnage	13,149	9,297	41.4%	102,324	79,424	28.8%
Operating Revenue	\$22,812,535	\$14,456,670	\$8,355,865	\$156,771,957	\$91,036,812	\$65,735,145
Airport OPEX	\$7,770,850	\$6,255,473	(\$1,515,377)	\$63,023,268	\$54,866,969	(\$8,156,299)
Total Requirements	\$13,271,671	\$11,294,297	(\$1,977,374)	\$105,900,484	\$93,142,972	(\$12,757,512)
Net Income Before Federal Relief	\$9,540,865	\$3,162,373	\$6,378,491	\$50,871,473	(\$2,106,160)	\$52,977,633
Federal Relief Reimbursement	\$1,768,171	\$3,938,791	(\$2,170,620)	\$31,590,139	\$29,474,223	\$2,115,916
Net Income After Federal Relief	\$11,309,036	\$7,101,164	\$4,207,872	\$82,461,612	\$27,368,063	\$55,093,549

Table #1 illustrates May 2022’s enplanements totaled 1,031,873 which is 83.0% higher than May 2021, serving an additional 468,046 enplaned passengers. Landing weights totaled 1,151 million pounds in May 2022 representing an increase of 67.8% compared to May 2021. Cargo volume totaled 13,149 tons in May 2022 representing an increase of 41.4% compared to May 2021.

Monthly operating revenues increased 57.8% or \$8.4M compared to May 2021. Totalling \$22.8M, May 2022 operating revenues reflect the impact of the record-breaking passenger traffic in the month. May 2022 operating revenue is composed of 44% airline revenue and 56% non-airline revenue. AUS reported \$9.5M of net income (before federal relief funding) in May 2022 compared to net income of \$3.2M in May 2021.

Year-to-Date Fiscal Year 2022 Financial Results

Through the eighth month of Fiscal Year 2022 (FY2022) AUS delivered strong financial performance when compared to the same period in Fiscal Year 2021 (FY2021). FY2022 Year to Date (YTD) Operating Revenue totals \$156.8M compared to \$91.0M in FY2021, a 72.2% increase. Airport Operating Expenses totaled \$63.0M YTD in FY2022 compared to \$54.9M in FY2021, a 14.9% increase. Net income before federal relief funding totals \$50.9M YTD in FY2022 compared to a deficit of (\$2.1M) in FY2021, an increase of \$53.0M.

Table #2	FY 2022 Approved Budget - Seasonalized	FY 2022 CYE - Seasonalized	FY 2022 YTD	Budget vs. YTD Variance \$ Fav (Unfav)	Budget vs. YTD Variance % Fav (Unfav)	CYE vs. YTD Variance \$ Fav (Unfav)	CYE vs. YTD Variance \$ Fav (Unfav)
Operating Revenue	\$105,504,751	\$139,718,807	\$156,771,957	\$51,267,206	48.6%	\$17,053,150	12.2%
Airport OPEX	\$65,700,789	\$65,077,279	\$63,023,268	\$2,677,521	4.1%	\$2,054,011	3.2%
Total Requirements	\$108,658,129	\$107,828,829	\$105,900,484	\$2,757,645	2.5%	\$1,928,345	1.8%
Net Income for Debt Service	\$32,103,760	\$67,151,882	\$86,133,377	(\$54,029,617)	(168.3%)	(\$18,981,495)	(28.3%)
Net Income Before Federal Relief	(\$3,153,378)	\$31,889,978	\$50,871,473	\$54,024,851	1713.2%	\$18,981,495	59.5%
Federal Relief Reimbursement	\$12,120,403	\$24,362,187	\$31,590,139	\$19,469,736	160.6%	\$7,227,953	29.7%
Net Income After Federal Relief	\$8,967,026	\$56,252,165	\$82,461,612	\$73,494,587	819.6%	\$26,209,448	46.6%

Through May 2022 AUS has delivered favorable YTD financial performance compared to FY2022 budget and current year estimate (CYE) on a seasonalized basis due to increased revenue, operating expense savings, and federal relief funding. As presented in Table #2, YTD FY2022 revenues exceed budgeted revenues by 48.6% or \$51.3M and exceeded CYE by 12.2% or \$17.1M. The increased revenues are driven by the strong passenger traffic and higher daily flight activity through the eighth month of the fiscal year. Airport operating expenses are 4.1% or \$2.7M below budgeted expenses and 3.2% or \$2.1M below CYE expenses due primarily to higher than anticipated personnel vacancy rates. Before federal relief funding application, AUS reports net income of \$50.9M, which exceeds the seasonalized budget estimate by \$54.0M and CYE by \$19.0M.

Attachments:

May 2022 - AAC Financial Report

CITY OF AUSTIN
AUSTIN-BERGSTROM INTERNATIONAL AIRPORT
Airport Operating Fund 5070
Income Statement - For Internal Use Only
Fiscal Year to Date for 8 Month(s) ended May 31, 2022

	FY 2022	Budget	FY 2022	CYE	Year to Date w/ Accruals	Y-T-D to Budget		Y-T-D to CYE	
	Budget	Seasonalized 8 month(s)	CYE	Seasonalized 8 month(s)		Variance Fav (Unfav)	% Variance Fav (Unfav)	Variance Fav (Unfav)	% Variance Fav (Unfav)
REVENUE									
AIRLINE REVENUE									
Landing Fees	26,030,400	16,488,883	37,444,308	23,718,990	27,514,996	11,026,113	66.9%	3,796,006	16.0%
Terminal Rental & Other Fees	48,629,418	31,560,516	62,477,517	40,547,939	46,001,609	14,441,093	45.8%	5,453,670	13.4%
TOTAL AIRLINE REVENUE	74,659,818	48,049,399	99,921,825	64,266,929	73,516,605	25,467,206	53.0%	9,249,676	14.4%
NON-AIRLINE REVENUE									
Parking	38,325,261	25,102,859	54,063,848	34,237,991	35,591,979	10,489,119	41.8%	1,353,988	4.0%
Ground Transportation for Hire	4,983,334	3,090,507	7,256,248	4,500,097	5,319,628	2,229,121	72.1%	819,531	18.2%
Rental Cars	11,586,297	7,724,198	16,719,839	11,146,559	13,406,849	5,682,651	73.6%	2,260,289	20.3%
Food & Beverage	10,613,694	7,075,796	13,077,336	8,718,224	10,050,090	2,974,294	42.0%	1,331,866	15.3%
Retail	5,097,925	3,398,617	5,739,902	3,826,601	4,374,388	975,771	28.7%	547,786	14.3%
Advertising	2,059,095	1,372,730	2,679,243	1,786,162	2,158,043	785,313	57.2%	371,881	20.8%
Other Concessions, Rentals & Fees	15,532,040	9,455,060	18,390,238	11,194,975	12,193,901	2,738,842	29.0%	998,926	8.9%
TOTAL NON-AIRLINE REVENUE	88,197,646	57,219,766	117,926,654	75,410,609	83,094,877	25,875,111	45.2%	7,684,268	10.2%
Interest Income	353,379	235,586	61,903	41,269	160,475	(75,111)	(31.9%)	119,206	288.9%
TOTAL REVENUE	163,210,843	105,504,751	217,910,382	139,718,807	156,771,957	51,267,206	48.6%	17,053,150	12.2%
OPERATING REQUIREMENTS									
Fac Mgmt, Ops and Airport Security	62,598,260	40,013,062	62,579,105	38,311,676	37,484,319	2,528,742	6.3%	827,357	2.2%
Airport Planning and Development	6,445,332	3,802,324	8,182,246	3,969,634	3,942,575	(140,251)	(3.7%)	27,059	0.7%
Support Services	30,703,982	18,647,093	29,451,911	17,016,806	15,834,071	2,813,022	15.1%	1,182,735	7.0%
Business Services	6,135,897	3,238,311	9,426,099	5,779,162	5,762,303	(2,523,992)	(77.9%)	16,860	0.3%
TOTAL OPERATING EXPENSES	105,883,471	65,700,789	109,639,361	65,077,279	63,023,268	2,677,521	4.1%	2,054,011	3.2%
Debt Service									
2013 Prosperity Bank Loan	5,411,891	3,608,007	5,411,891	3,608,007	3,608,007	0	0.0%	0	0.0%
2014 Bond Issuance	6,654,005	4,436,004	6,654,005	4,436,004	4,436,004	0	0.0%	0	0.0%
2017 Bond Issuance	9,698,969	6,465,979	9,698,969	6,465,979	6,465,979	0	0.0%	0	0.0%
2019 Refunding Bonds	14,520,686	9,683,343	14,520,686	9,683,343	9,683,343	0	0.0%	0	0.0%
2019 New Money	16,919,848	11,063,805	16,919,848	11,063,805	11,063,805	0	0.0%	0	0.0%
2022 New Money	0	0	42,895	4,766	4,766	(4,766)	N/A	0	0.0%
TOTAL Net Debt Service	53,205,399	35,257,138	53,248,294	35,261,904	35,261,904	(4,766)	(0.0%)	0	0.0%
OTHER REQUIREMENTS									
Workers' Compensation	448,220	298,813	448,220	280,135	280,135	18,678	6.3%	0	0.0%
Citywide Administrative Support	6,154,467	4,102,978	6,154,467	4,102,978	4,102,978	0	0.0%	0	0.0%
Communications & Technology Mgmt	1,790,090	1,193,393	1,790,090	1,118,803	1,118,803	74,591	6.3%	0	0.0%
Accrued Payroll	342,887	228,591	342,887	228,591	228,591	(0)	(0.0%)	(0)	(0.0%)
27th Payroll	0	0	0	0	125,665	(125,665)	N/A	(125,665)	N/A
Operating Reserve	0	0	88,004	0	0	0	N/A	0	N/A
CTECC	332,077	221,385	332,077	207,539	207,539	13,845	6.3%	0	0.0%
Trunked Radio Allocation	353,120	235,413	353,120	220,700	220,700	14,713	6.2%	0	0.0%
Public Works Capital Projects Mgmt Fund	2,129,441	1,419,627	2,129,441	1,330,900	1,330,900	88,727	6.3%	0	0.0%
Compensation Adjustment	427,505	0	0	0	0	0	N/A	0	N/A
Trf to Subordinate Obligation	3,392,000	0	0	0	0	0	N/A	0	N/A
TOTAL OTHER REQUIREMENTS	15,369,807	7,700,201	11,638,306	7,489,646	7,615,312	84,890	1.1%	(125,665)	(1.7%)
TOTAL REQUIREMENTS	174,458,677	108,658,129	174,525,961	107,828,829	105,900,484	2,757,645	2.5%	1,928,345	1.8%
EXCESS (DEFICIT) OF TOTAL AVAILABLE FUNDS OVER									
TOTAL REQUIREMENTS	(11,247,834)	(3,153,378)	43,384,421	31,889,978	50,871,473	54,024,851	1713.2%	18,981,495	59.5%
Federal Relief Reimbursement (Parking)	(3,569,365)	(2,379,577)	(6,897,750)	(4,598,500)	(4,493,209)	2,113,632	88.8%	(105,291)	(2.3%)
Federal Relief Reimbursement (Debt Service)	(14,611,240)	(9,740,827)	(29,645,530)	(19,763,687)	(27,096,930)	17,356,104	178.2%	7,333,244	37.1%
TOTAL FEDERAL RELIEF REIMBURSEMENT	(18,180,605)	(12,120,403)	(36,543,280)	(24,362,187)	(31,590,139)	19,469,736	160.6%	7,227,953	29.7%
EXCESS (DEFICIT) OF TOTAL AFTER FEDERAL RELIEF	6,932,771	8,967,026	79,927,701	56,252,165	82,461,612	73,494,587	819.6%	26,209,448	46.6%

**CITY OF AUSTIN
AUSTIN-BERGSTROM INTERNATIONAL AIRPORT
INCOME STATEMENT COMPARISON THIS YEAR VS. LAST YEAR**

	This month - This Year vs. Last Year FY22 (May 22) vs FY21 (May 21)				Fiscal YTD - This Year vs. Last Year FY22 (Oct 21 - May 22) vs FY21 (Oct 20 - May 21)			
	FY22 May-22	FY21 May-21	Fav (Unfav) \$ Variance	Fav (Unfav) % Variance	FY22 YTD May-22	FY21 YTD May-21	Fav (Unfav) \$ Variance	Fav (Unfav) % Variance
Airline Revenue								
Landing Fees	3,850,111	2,458,795	1,391,317	56.6%	27,514,996	13,586,208	13,928,788	102.5%
Terminal Rental & Other Fees	6,207,077	4,703,117	1,503,960	32.0%	46,001,609	32,740,934	13,260,674	40.5%
Total Airline Revenue	10,057,188	7,161,912	2,895,277	40.4%	73,516,605	46,327,142	27,189,463	58.7%
Non-Airline Revenue								
Parking	5,647,954	2,567,971	3,079,983	119.9%	35,591,979	12,315,929	23,276,050	189.0%
Ground Transportation for Hire	863,205	413,283	449,922	108.9%	5,319,628	1,719,937	3,599,691	209.3%
Rental Cars	2,005,362	1,364,371	640,991	47.0%	13,406,849	8,275,881	5,130,968	62.0%
Food & Beverage	1,524,058	955,205	568,853	59.6%	10,050,090	7,453,853	2,596,237	34.8%
Retail	687,037	517,055	169,981	32.9%	4,374,388	3,935,961	438,426	11.1%
Advertising	245,492	158,149	87,343	55.2%	2,158,043	1,269,361	888,681	70.0%
Other Concessions, Rentals & Fees	1,716,163	1,312,942	403,221	30.7%	12,193,901	9,647,997	2,545,904	26.4%
Total Non-Airline Revenue	12,689,270	7,288,975	5,400,295	74.1%	83,094,877	44,618,919	38,475,958	86.2%
Interest Income	66,077	5,784	60,294	1042.5%	160,475	90,751	69,724	76.8%
Total Operating Revenue	22,812,535	14,456,670	8,355,865	57.8%	156,771,957	91,036,812	65,735,145	72.2%
Operating Requirements								
Fac Mgmt, Ops and Airport Security	4,364,628	4,106,971	(257,658)	(6.3%)	37,484,319	35,744,374	(1,739,945)	(4.9%)
Airport Planning and Development	340,635	300,020	(40,615)	(13.5%)	3,942,575	2,707,645	(1,234,930)	(45.6%)
Support Services	2,160,840	1,535,258	(625,582)	(40.7%)	15,834,071	13,915,737	(1,918,334)	(13.8%)
Business Services	904,747	313,224	(591,522)	(88.8%)	5,762,303	2,499,213	(3,263,089)	(130.6%)
Total Operating Expense	7,770,850	6,255,473	(1,515,377)	(24.2%)	63,023,268	54,866,969	(8,156,299)	(14.9%)
Debt Service								
GO Debt Service Fund	0	42	42	100.0%	0	338	338	100.0%
2013 Prosperity Bank Loan	450,971	451,131	160	0.0%	3,608,007	3,608,370	363	0.0%
2014 Bond Issuance	554,500	589,844	35,344	6.0%	4,436,004	4,718,467	282,463	6.0%
2017 Bond Issuance	808,247	836,226	27,979	3.3%	6,465,979	6,689,810	223,831	3.3%
2019 Refunding Bonds	1,209,263	1,277,299	68,037	5.3%	9,683,343	10,349,533	666,190	6.4%
2019 New Money	1,457,917	783,272	(674,645)	(86.1%)	11,063,805	4,101,418	(6,962,387)	(169.8%)
2022 New Money	4,766	0	(4,766)	N/A	4,766	0	(4,766)	N/A
Total Debt Service	4,480,899	3,937,816	(543,083)	(13.8%)	35,257,138	29,467,936	(5,789,202)	(19.6%)
Other Requirements								
Workers' Compensation	42,020	36,312	(5,708)	(15.7%)	280,135	290,496	10,361	3.6%
Citywide Administrative Support	512,872	527,360	14,488	2.7%	4,102,978	4,218,880	115,902	2.7%
Communications & Technology Mgmt	167,820	156,605	(11,215)	(7.2%)	1,118,803	1,252,840	134,038	10.7%
Accrued Payroll	28,574	13,844	(14,730)	(106.4%)	228,591	110,751	(117,841)	(106.4%)
27th Payroll	0	0	0	N/A	125,665	0	(125,665)	N/A
CTECC	31,130	25,662	(5,468)	(21.3%)	207,539	205,296	(2,243)	(1.1%)
Trunked Radio Allocation	33,105	25,096	(8,009)	(31.9%)	220,700	200,768	(19,932)	(9.9%)
Public Works Capital Projects Mgmt Fund	199,635	316,130	116,495	36.9%	1,330,900	2,529,036	1,198,136	47.4%
Total Other Requirements	1,015,156	1,101,008	85,852	7.8%	7,615,312	8,808,067	1,192,755	13.5%
Total Requirements	13,271,671	11,294,297	(1,977,374)	(17.5%)	105,900,484	93,142,972	(12,757,512)	(13.7%)
SURPLUS (DEFICIT) OF TOTAL AVAILABLE FUNDS OVER TOTAL REQUIREMENTS	9,540,865	3,162,373	6,378,491	201.7%	50,871,473	(2,106,160)	52,977,633	2515.4%
Federal Relief Reimbursement (Parking)	(545,221)	0	545,221	N/A	(4,493,209)	0	4,493,209	N/A
Federal Relief Reimbursement (Debt Service)	(1,222,950)	(3,938,791)	(2,715,841)	(69.0%)	(27,096,930)	(29,474,223)	(2,377,293)	(8.1%)
Total Federal Relief	(1,768,171)	(3,938,791)	(2,170,620)	(55.1%)	(31,590,139)	(29,474,223)	2,115,916	7.2%
TOTAL SURPLUS (DEFICIT) AFTER FEDERAL RELIEF	11,309,036	7,101,164	4,207,872	59.3%	\$ 82,461,612	\$ 27,368,063	\$ 55,093,549	201.3%

Note: Columns may not add to totals shown because of rounding



AIRPORT ADVISORY COMMISSION

ITEM 3 – STAFF REPORTS

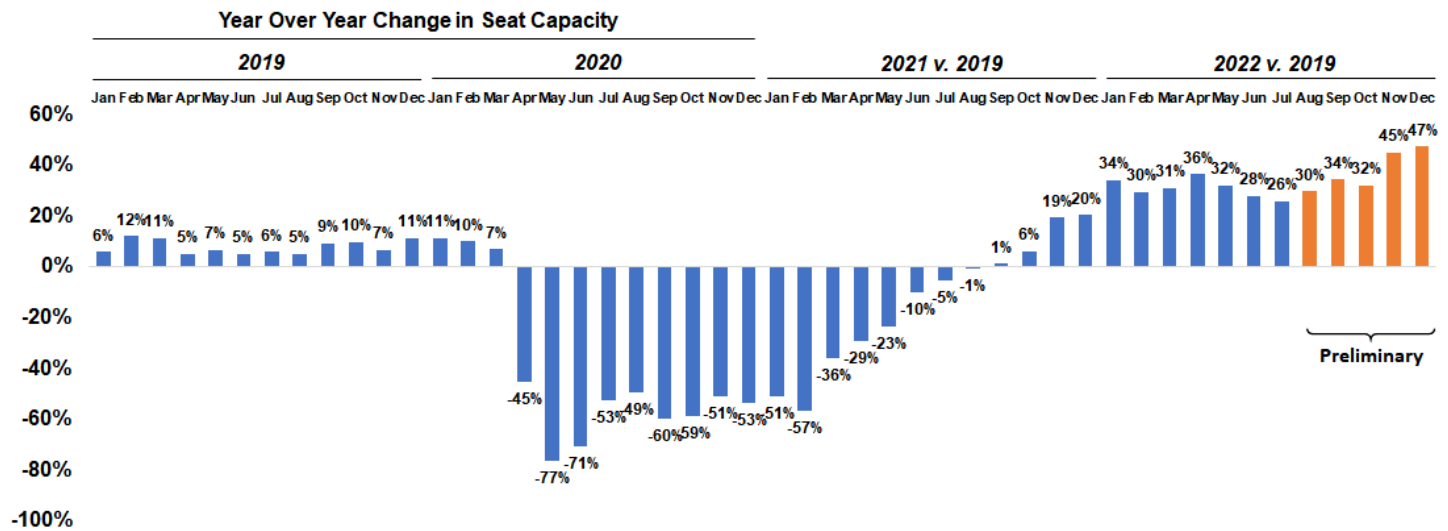
Air Service Update

July 2022 Air Service Snapshot

According to **Bank of America (BoA)**, ticket sales are steady this summer:

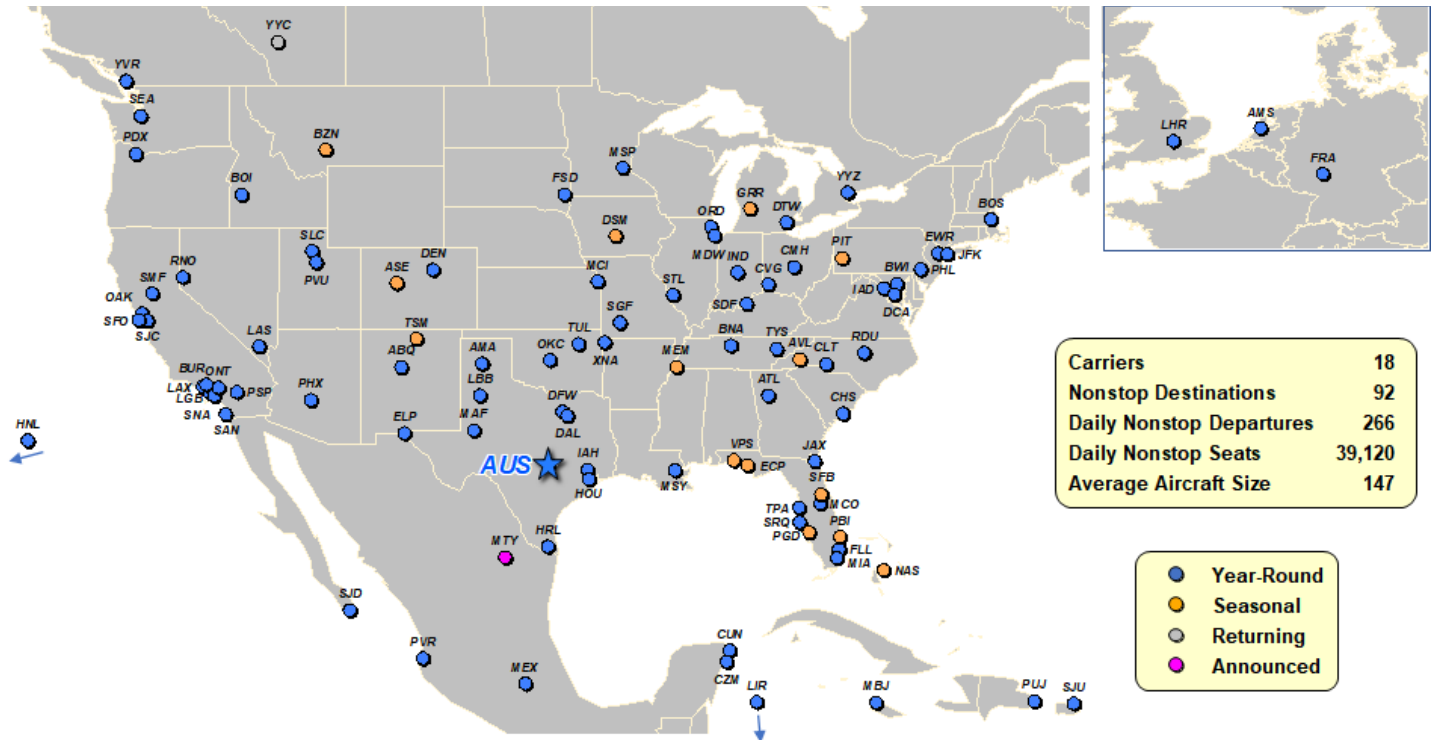
- While the data has been choppy over the past six weeks given the Memorial Day and Juneteenth holidays, overall airline bookings in the U.S. have remained relatively resilient in the face of macro headwinds.
- However, there has been a flattening out in trends as system net sales, volumes, and pricing are all at similar levels seen pre-Memorial Day.
- As seen in recent weeks, BoA reports international volumes remain ahead of domestic volumes relative to 2019. While domestic passenger bookings have plateaued, international bookings keep growing. Some countries that had fully closed to foreign tourists have now reopened to U.S. visitors. Additionally, a growing number of nations eliminated their Covid-related travel restrictions for the summer travel season.

The chart below shows how AUS capacity has recovered with monthly comparisons to 2019. Some carriers have returned to a more typical scheduling timeline where schedules are firmed three or more months out but some are still making close-in changes due to staffing and aircraft constraints. Based on currently filed schedules, capacity will be 26% above 2019 levels in July, 30% in August and 34% in September – importantly, this is still subject to change and expected to slightly decline as the summer progresses and airline operational issues continue.

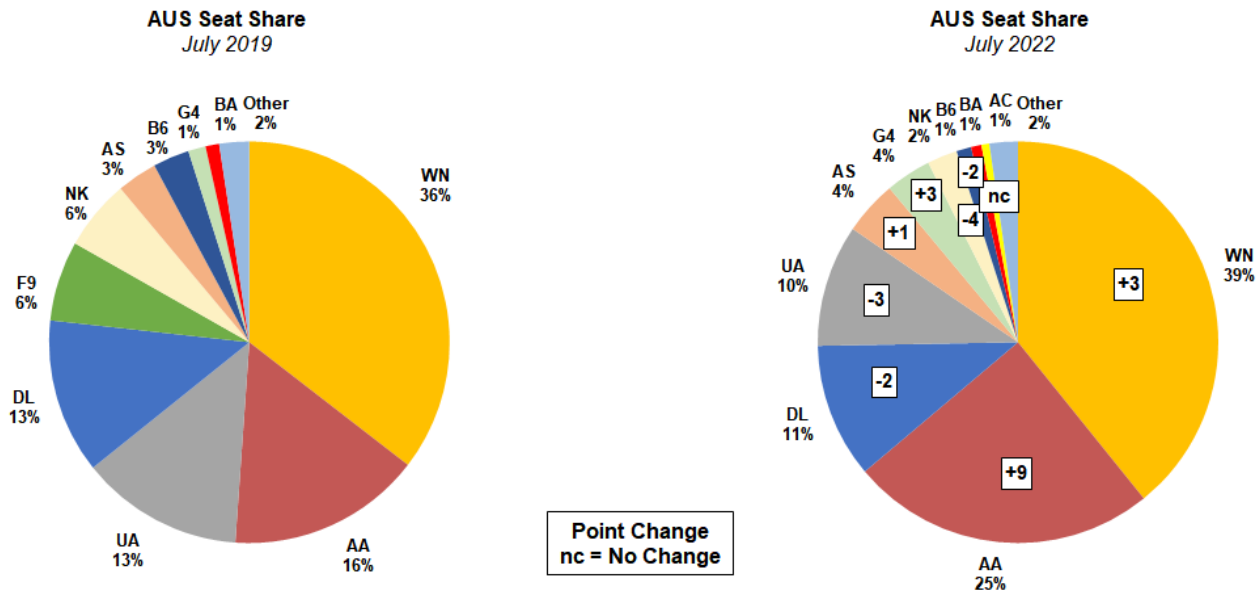


The route map on the next page provides a snapshot of current air service at AUS. Highlights of recent air service announcements/developments include:

- **Air Canada** increased YYZ to two daily flights on June 1 and started nonstop service to YVR
- **Allegiant** will not operate ABQ, AMA, SGF, TUL, VPS & XNA in August due to staffing constraints
- **American** started AVL, BZN, CZM, MBI and SNA in June
- **JetBlue** suspended EWR & LAX until February, FLL until November – due to staffing constraints
- **KLM** started AMS service on March 28, 2022 with 3/week on the 292-seat A330-300
- **Lufthansa** reinstated FRA service on April 8, 2022 with three weekly flights
- **Southwest** new Saturday only service to CZM started June 11
- **Spirit** will start new daily service to MTY on October 5; LAX is suspended until September
- **Virgin Atlantic** started nonstop service to London (Heathrow) on May 25 with four weekly flights, and announced daily flights starting in Spring 2023



Southwest remains the largest carrier at AUS by capacity, yet American is now much closer in size having gained 9 points of capacity share since 2019. United and Delta have lost capacity share as United has not reinstated pre-COVID capacity and while Delta has grown since 2019 is has grown less than other carriers. JetBlue’s share is down as well since it suspended service to a number of markets due to staffing issues. Also notable is that Alaska’s share is up since 2019, as they have grown capacity by 71%. Allegiant’s share is also up as the base has opened and the carrier increased capacity by over 130%.



Based on U.S. DOT O&D Passenger Survey, Cirium *FM Traffic* - 13% of AUS passengers in Q4 2021 were connecting between flights at the airport. The next available report will have data for Q1 2022. The following is a list of the top ten domestic and international connecting markets for Q4 2021:

Domestic		International	
Market	Carrier	Market	Carrier
ELPMCO	Southwest	LASCUN	American
HOULBB	Southwest	DFWPUJ	American
ELPHOU	Southwest	DALCUN	Southwest
LAXMIA	American	LAXPUJ	American
HOUMCI	Southwest	BNACUN	Southwest
LAXMSY	American	LAXCUN	American
DFWSJU	American	DFWLIR	American
BNAELP	Southwest	DFWNAS	American
LASMIA	American	LASPUJ	American
LAXSJU	American	DTWCUN	Spirit



AIRPORT ADVISORY COMMISSION

ITEM 5 – CONSENT AGENDA

Authorize negotiation and execution of a contract with SKIDATA, Inc. to provide remote and onsite maintenance, support, and repair services of the parking revenue and control system for a term of 10 years in an amount not to exceed \$4,008,200.



Recommendation for Action

File #: 22-2408, Agenda Item #: 42.

7/28/2022

Posting Language

Authorize negotiation and execution of a contract with SKIDATA, Inc. to provide remote and onsite maintenance, support, and repair services of the parking revenue and control system, for a term of 10 years in an amount not to exceed \$4,008,200.

(Note: Sole source contracts are exempt from the City Code Chapter 2-9C Minority Owned and Women Owned Business Enterprise Procurement Program; therefore, no subcontracting goals were established).

Lead Department

Financial Services Department.

Client Department(s)

Department of Aviation.

Fiscal Note

Funding in the amount of \$82,382 is available in the Fiscal Year 2021-2022 Operating Budget of Aviation. Funding for the remaining contract term is contingent upon available funding in future budgets.

Purchasing Language:

Sole Source.

Prior Council Action:

For More Information:

Inquiries should be directed to Patricia Sustaita, at 512-978-1708 or patricia.sustaita@austintexas.gov.

Council Committee, Boards and Commission Action:

July 12, 2022 - To be reviewed by the Airport Advisory Commission.

Additional Backup Information:

The contract will provide ongoing remote and onsite maintenance, support, and repair services of the SKIDATA parking access and revenue control system used to operate the Austin-Bergstrom International Airport's parking facilities. This contract will also allow Aviation to purchase technical support, training, software, equipment, and other goods and services required to maintain and operate the parking facilities.

SKIDATA, Inc. is the distributor and manufacturer providing support and products for the SKIDATA product and solution in the State of Texas and has exclusive right for the distribution and services in this region.

If this contract is not approved the Airport will not have comprehensive ongoing maintenance, repair, and support for the software, associated interfaces, and integrated components of the Parking Access and Revenue Control System at Austin-Bergstrom International Airport. This could result in operational failure and

disruption of passenger services, including revenue processing and parking operations.

Strategic Outcome(s):

Government that Works for All.



AIRPORT ADVISORY COMMISSION

ITEM 6 – CONSENT AGENDA

Approve a resolution approving amendments to the Amended and Restated Hotel Management Agreement between Austin-Bergstrom Landhost Enterprises, Inc. and Boykin Prospera, LLC.



Recommendation for Action

File #: 22-2385, Agenda Item #: 4.

7/28/2022

Posting Language

Approve a resolution approving amendments to the Amended and Restated Hotel Management Agreement Between Austin-Bergstrom Landhost Enterprises, Inc. and Boykin Prospera, LLC for the operation of the Hilton Austin Airport Hotel, a full service hotel located at Austin-Bergstrom International Airport.

Lead Department:

Department of Aviation.

Prior Council Action:

Resolution No. 20170803-011 - Council approved a Resolution authorizing Austin-Bergstrom Landhost Enterprises, Inc.'s issuance of Airport Hotel Senior Revenue Refunding and Improvement Bonds in an amount not to exceed \$60,000,000.

Resolution No. 20210603-005 - Council approved a Resolution approving amendments to Austin-Bergstrom Landhost Enterprises, Inc.'s bylaws to designate the number of directors, to permit the hiring of a compensated president with limits on the president's authority, and to obtain Council's approval of any management or franchise agreement pursuant to which Austin-Bergstrom Landhost Enterprises, Inc.'s property is managed or operated.

Resolution No. 20210603-075 - Council approved a Resolution directing the Board of Directors of Austin-Bergstrom Landhost Enterprises, Inc. (ABLE) to follow a certain approval policy regarding any future amendment, renewal, successor, or extension of the Amended and Restated Hotel Management Agreement and all future ABLE hotel management agreements.

For More Information:

Tracy Thompson, Department of Aviation, (512) 530-5023.

Council Committee, Boards and Commission Action:

July 12, 2022 - to be reviewed by the Airport Advisory Commission.

Additional Backup Information:

In the fall of 2021, Unite Here Local 23 contacted the Department of Aviation to discuss options related to a Labor Peace Agreement (LPA) for the Hilton Austin Airport Hotel. The Department of Aviation facilitated negotiations between Boykin Prospera LLC and Unite Here Local 23, with both parties expressing their commitment to work together and making good faith efforts in order to negotiate an LPA. Both ABLE and the Department of Aviation were in support of the parties' efforts to achieve an agreement. An LPA was executed April 4, 2022, an achievement attained in advance of the requirements of Resolution No. 20210603-075.

The initial term of the Amended and Restated Hotel Management Agreement expires on October 31, 2022. Included in the proposed amendments are language to achieve the labor peace objectives

established by Council in Resolution No. 20191017-024, an acknowledgment of the ongoing commitment to the City of Austin's Living Wage, and an extension of the Amended and Restated Hotel Management Agreement to October 31, 2024.

Draft Resolution; Amendment to the Amended and Restate Hotel Management Agreement, as Exhibit A to the Draft Resolution.

Strategic Outcome(s):

Government that works for all.



AIRPORT ADVISORY COMMISSION

ITEM 7 – CONSENT AGENDA

Authorize contingency in an amount of \$1,000,000 to the job order assignment for Barbara Jordan Terminal Optimization Vertical Circulation Project with Alpha Building Corporation for a total assignment amount not to exceed \$4,000,000.



Recommendation for Action

File #: 22-2422, Agenda Item #: 47.

7/28/2022

Posting Language

Authorize contingency in an amount of \$1,000,000 to the job order assignment for Barbara Jordan Terminal Optimization Vertical Circulation Project with Alpha Building Corporation, for a total assignment amount not to exceed \$4,000,000.

[Note: This Job Order Assignment will comply with City Code Chapter 2-9A (Minority Owned and Women Owned Business Enterprise Procurement Program) by meeting the goals with 2.51% MBE and 0.64% WBE participation.].

Lead Department

Financial Services Department

Managing Department

Department of Aviation.

Fiscal Note

Funding is available in the Capital Budget of the Department of Aviation.

Purchasing Language:

Original 2020 Job Order contract was awarded through a qualifications-based selection process.

Prior Council Action:

October 21, 2021 - Council authorized negotiation and execution of a Job Order Assignment with Alpha Building Corporation for the Barbara Jordan Terminal Vertical Circulation project for a total amount not to exceed \$3,000,000.

October 1, 2020 - Council authorized negotiation and execution of the 2020 Job Order Contract for City Facility Improvements.

January 23, 2020 - Authorized the use of Job Order Contracting Project Delivery Method.

For More Information:

Direct inquiries to Rolando Fernandez, 512-974-7749 or Garrett Cox, 512-974-9423 or the Project Manager Robert Mercado, 512-530-2515.

Council Committee, Boards and Commission Action:

To be reviewed by the Airport Advisory Commission on July 12, 2022.

Additional Backup Information:

As the passenger traffic at the airport has surged post-COVID lockdown, and as the plans are underway to greatly increase the capacity of airport operations, steps must be taken right away to mitigate the surge in

airport gate demand at the existing Terminal Building. Gate 13 has been identified as the best location to expand ground loading operations for airplanes parked on the Apron. This project is to expand the circulation capacity to the lower apron level and allow better movement of passengers by adding escalators for much-greater efficiency and convenience.

Despite the accelerated pace of designer and contractor, procurement, planning and design of the project, the cost of construction has greatly increased beyond expectations. The current cost of construction and volatility of material costs has created an unforeseen need for more funding to complete this required infrastructure work at the airport. The current scope of work will exhaust the current authority therefor there is a need for contingency to cover the unknown conditions in the required work.

Job Order Contracting is a highly responsive contracting method that allows for services where the work is for indefinite time and indefinite quantities and where job order assignments are awarded substantially on the basis of pre-described and pre-priced tasks. Work may consist of facility maintenance, repair, alteration, renovation, remediation, or minor construction of City facilities.

This project is located within zip code 78719 (District 2).

Alpha Building Corporation is located in San Antonio, Texas.

Strategic Outcome(s):

Mobility.



AIRPORT ADVISORY COMMISSION

ITEM 8 – CONSENT AGENDA

Authorize negotiation and execution of a professional services agreement with WSP USA Inc. (staff recommendation) or one of the other qualified respondent(s) for Request for Qualifications Solicitation No. CLMP334 to provide Program Management and Staff Augmentation Services for the Airport Program Management Support Consultant Services contract in an amount not to exceed \$40,000,000.



Recommendation for Action

File #: 22-2480, Agenda Item #: 73.

7/28/2022

Posting Language

Authorize negotiation and execution of a professional services agreement with WSP USA Inc., (staff recommendation) or one of the other qualified respondents(s) for Request for Qualifications Solicitation No. CLMP334 to provide Program Management and Staff Augmentation Services for the Airport Program Management Support Consultant Services contract in an amount not to exceed \$40,000,000.

[Note: This contract will be awarded in compliance with City Code Chapter 2-9B (Minority Owned and Women Owned Business Enterprise Procurement Program) by meeting the goals with 17.50% MBE and 10.00% WBE participation.]

Lead Department

Financial Services Department

Managing Department

Department of Aviation.

Fiscal Note

Funding is available in the Capital Budget of the Department of Aviation.

Purchasing Language:

Staff recommendation is the most qualified firm out of six firms evaluated through the City's qualification-based selection process.

For More Information:

Respondents to this solicitation, and their representatives, shall direct inquiries to Rolando Fernandez, 512-974-7749, Rick Wilson, 512-974-7261, or the CIP Program Manager, Aiden Cohen, 512-530-6625.

Council Committee, Boards and Commission Action:

To be reviewed by the Airport Advisory Commission on July 12, 2022.

Additional Backup Information:

The Austin-Bergstrom International Airport (AUS) is experiencing extraordinary growth in passenger and cargo volumes. A multi-billion-dollar Airport Expansion Development program ("AEDP") is required to construct the infrastructure required to meet current and future demand from airlines and the flying public. Due to the complex, secure, and highly regulated environment, experienced airport construction experts to support the efficient delivery of AUS's construction program.

The Program Management and Support Consultant (PMSC) team will assist AUS and City staff by providing augmented staff and expert consulting services. The PMSC will provide experienced airport Program, Project, and Construction Management services during the design and construction of airport facilities. Construction will impact all areas of the AUS campus, including airside, landside, terminal, and utility areas, and related infrastructure projects. [The Consultant will also provide AUS with a comprehensive MBE/WBE/DBE and](#)

ACDBE Outreach Plan to assist in increasing participation by certified firms. The Consultant will be integrated into a City-led, multi-department airport improvement program team that will be a blend of City and Consultant staff. The PMSC firm will be responsible for recommending, planning, and coordinating the administrative resources to provide timely support to AUS staff to efficiently deliver the Program. Key members of the Consultant's team are expected to be co-located at AUS with City staff. The Consultant is an airport expert with deep Program and Construction Management experience and able to provide AUS with various Program Management Support services, as requested, over the duration of the AEDP. The AEDP will include projects with wide ranges in scope and complexity. The scale, concurrent projects, and operational complexity will require the PMSC to provide airport-specific expertise and specialty technical services for the Program to be successful.

There is no anticipated impact to the community as this is a consulting contract and all work will be performed on City property. This contract will support public and vendor outreach in the community as AUS looks to build a diverse workforce of small, local, and certified businesses to deliver the Program.

If this contract is not approved, AUS will not have the resources, personnel, and expertise needed to manage a construction program of the size, scope, and complexity. If the contracted services are delayed, construction activities at AUS will likely be negatively impacted in terms of longer schedules, higher costs, and/or poorer quality. The AEDP would be delayed and cause more disruption and potential loss of flights, destinations, and community frustration due to longer lines and missed flights.

This authorization provides for funding of the above listed services. This request allows for the development of an agreement with the qualified responder that Council awards. If the City is unsuccessful in negotiating a satisfactory agreement with the awarded respondent, negotiations will cease with that provider. Staff will return to Council so that Council may award another qualified responder and authorize contract negotiations with that provider.

TOP RANKED FIRM: WSP USA Inc. is located in Austin, Texas

SECOND RANKED FIRM: AECOM Technical Services, Inc. is located in Austin, Texas.

Strategic Outcome(s):

Government That Works for All, Economic Opportunity and Affordability, Mobility.

M/WBE Summary

Participation subgoals stated in the solicitation were 4.00% African American; 3.39% Hispanic; 4.32% Native Asian; 3.50% WBE. The Top Ranked firm(s) provided a MBE/WBE Compliance Plan that met the goals of the solicitation and was approved by the Small and Minority Business Resources Department. The Second Ranked firm provided a MBE/WBE Compliance Plan that met the goals of the solicitation and was approved by the Small and Minority Business Resources Department.

Public notice was given for this Request for Qualifications CLMP334 Airport Program Management Support Consultants Services, through the City's Vendor Connection web portal. Six firms submitted qualifications statements and responses were opened on May 9, 2022. Of the six submittals received none of the firms submitting were certified MBE/WBE.

TOP RANKED FIRM: WSP USA Inc. – Total Participation:

NON M/WBE TOTAL – PRIME		69.50%
WSP USA Inc. – Austin, TX		69.50%
MBE TOTAL – SUBCONSULTANTS		17.50%
<hr/>		
African American Subtotal		5.50%
(MB) Adisa Public Relations, DBA Adisa Communications – Austin, TX	Public Involvement, Minority and Small Business Outreach Consulting	0.50%
(MB) Foster CM Group, Inc. – San Antonio, TX	Construction Management Services	5.00%
<hr/>		
Hispanic Subtotal		7.00%
(MH) Aguirre Project Resources, LLC – Grand Prairie, TX	Scheduling, Cost Estimating, Document Control	2.00%
(MH) Atlas Design Services, LLC – Austin, TX	Permitting, Quality Assurance/Quality Control	5.00%
<hr/>		
Native/Asian Subtotal		5.00%
(MA) Geometrics Engineering, P.S. Inc. – Dallas, TX	Construction Management Support	5.00%
<hr/>		
WBE TOTAL – SUBCONSULTANTS		10.00%
(FW) K Friese & Associates, Inc. – Austin, TX	Landslide Leadership, Supplement Project/Program Management, Construction Management Support	5.00%
(FW) MWM DesignGroup Inc. – Austin, TX	Permitting Support, Environmental Services Support	2.00%
(FW) Sunland Group – Austin, TX	Project/Program Management Support, Construction Management Support	2.00%
(FW) Foresight Planning & Engineering Services, LLC – Austin, TX	Scheduling	1.00%

SECOND RANKED FIRM: AECOM Technical Services, Inc. – Total Participation:

NON M/WBE – PRIME		75.00%
AECOM Technical Services, Inc.		75.00%
– Austin, TX		
<hr/>		
MBE TOTAL – SUBCONSULTANTS		19.00%
<hr/>		
African American Subtotal		6.00%
(MB) Foster CM Group, Inc. – Austin, TX	Construction Management Services, Project Management Services, Administrative Consulting	6.00%
<hr/>		
Hispanic Subtotal		7.00%
(MH) Spire Consulting Group, LLC – Austin, TX	Construction Management Services, Project Management Services, Financial Management, Administrative Consulting	7.00%
<hr/>		
Native/Asian Subtotal		6.00%
(MA) CAS Consulting & Services, Inc. – Austin, TX	Construction Management Services, Project Management Services, Financial Management, Administrative Consulting	6.00%
<hr/>		
WBE TOTAL – SUBCONSULTANTS		6.00%
(FW) Sunland Group, Inc. – Austin, TX	Construction Management Services, Project Management Services, Financial Management, Administrative Consulting	6.00%
<hr/>		
NON M/WBE TOTAL - SUBCONSULTANTS		3.00%
H.J. Russell & Company – Atlanta, GA	Project/Program Management Support, Terminal Staffing, Safety Program Leadership	2.00%
VRX Inc. – Plano, TX	Project Management and Construction Management Support	1.00%



AIRPORT ADVISORY COMMISSION

ITEM 10 – ACTION ITEMS

Discussion, amendments, and possible approval of the AAC Annual Review 2021-2022.



Annual Internal Review

This report covers the time period of 7/1/2021 to 6/30/2022

Airport Advisory Commission

The Board/Commission mission statement is:

- A) The Airport Advisory Commission (AAC) reviews, assesses, and makes recommendations to Austin City Council concerning the Austin-Bergstrom International Airport (AUS):
- Capital improvement projects,
 - Proposed aviation grants,
 - Proposed aviation contracts,
 - Annual operating budgets, and
 - Quality of services and customer experience.
- B) In its recommendations, AAC ensures consistency with good business practices, integrity, and the values of the City of Austin and AUS including:
- Safety,
 - Public service & engagement,
 - Responsibility & accountability,
 - Innovation & sustainability,
 - Diversity & inclusion, and
 - Ethics & integrity.
- C) The AAC advises and offers help to solve problems and advance the mission and initiatives of AUS.
- D) The AAC brings citizen input to the airport leadership and engages community stakeholders as needed to promote public awareness and good decision making.
- E) The AAC facilitates and promotes communication between AUS staff and the Austin City Council.
- F) In all their work, members of the AAC advocate the interests of the airport's customers, City of Austin citizens, and the Austin City Council.

1. Describe the board's actions supporting their mission during the previous calendar year. Address all elements of the board's mission statement as provided in the relevant sections of the City Code.

The Airport Advisory Commission (AAC) held 2 virtual meetings, 4 in-person meetings, and 5 hybrid meetings during the period covering this report. One regularly scheduled meeting was cancelled in November 2021.

During the course of its business, the AAC made recommendations on 25 action items – 11 items regarding negotiation and execution of goods and services agreements, 2 related to airport revenue, bonds, and financing, 2 items regarding administration, and 10 related to construction projects.

Additionally, the AAC received regular reports and presentations from the Department of Aviation regarding executive updates, financial results, passenger traffic, air service development, and planning and development.

Aviation staff held briefings to the AAC officers on pertinent matters as the need arose throughout the year.

The AAC also received special reports and presentations including topics regarding, COVID-19's ongoing impact on air travel, the Airport Expansion and Development Program (AEDP) and its associated environmental assessment, cargo development, airline lounges, the Hilton Hotel operation and financing, TSA and CBP staffing, the new fuel facility and feedback from the community, Arts in Public Places, city demographics, the 2022 bond issuance, Project Connect, and the South Terminal.

In furtherance of its duties, the AAC held working group meetings, revised its bylaws, and elected officers. The AAC took a special interest in the AEDP, customer experience issues, and other matters as requested by AUS executive staff.

2. Determine if the board's actions throughout the year comply with the mission statement.

The actions of the AAC were within scope of the mission statement.

3. List the board's goals and objectives for the new calendar year.

Per its bylaws, the AAC in the coming year shall:

- A) review, assess, and make recommendations to the Austin City Council concerning the Austin-Bergstrom International Airport,

- B) ensure consistency with good business practices, integrity, and the values of the City of Austin and AUS,
- C) advise and offer help to solve problems and advance the mission and initiatives of AUS,
- D) bring citizen input to the airport leadership and engage community stakeholders as needed to promote public awareness and good decision making,
- E) facilitate and promote communication between the AUS staff and the Austin City Council, and,
- F) advocate the interested of the airport's customers, City of Austin citizens, and the Austin City Council.

Additionally, the AAC will seek to help and support the Department of Aviation in its major development programs and ad hoc issues as they arise.

DRAFT