

Subject: RE: Public Records Request (AZ-SEN-21-1624)
Date: Thursday, January 13, 2022 at 1:56:21 PM Eastern Standard Time
From: Pete Galvan
To: dylan.winters@americanoversight.com, AO Records
CC: Chris Kleminich
Attachments: AO 1624 Responsive Records.pdf

EXTERNAL SENDER

Hello,

After a careful and thorough search of records, attached are 430 pages of responsive records in fulfillment of your public records request.

Best,

Pete

Pete Galvan

Arizona State Senate | Associate Rules Attorney
(602) 926-3777 | pgalvan@azleg.gov

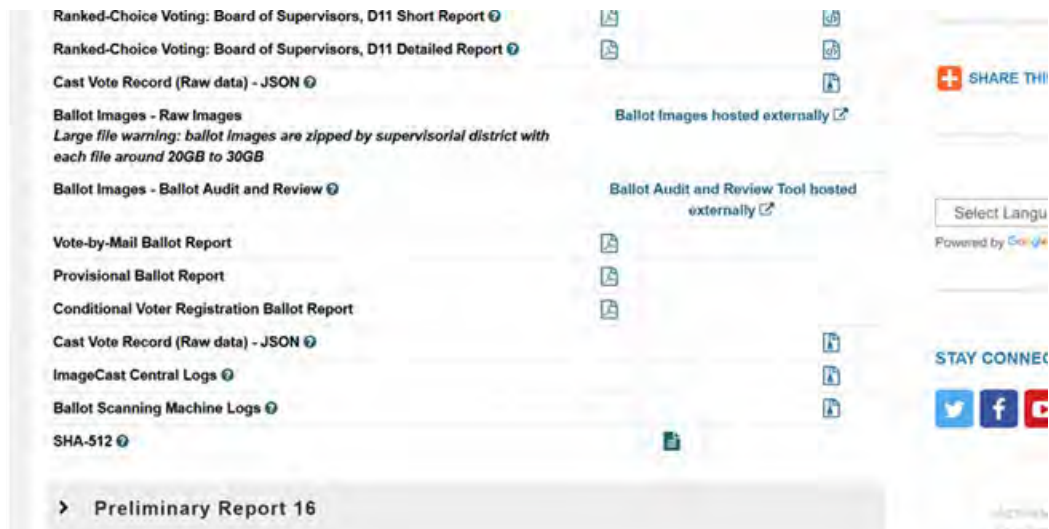
From: p@bonfiresearch.org
To: "Mark Finchem"; "Eddie Farnsworth"; Sonny Borrelli
Cc: charles@bundrenlaw.net; Lyle@lylerapacki.com; "Russell Ramsland"; "JovanHutton Pulitzer"
Subject: Background Information on Rapid Ballot Validation
Date: Friday, December 11, 2020 5:01:36 PM
Attachments: [attachment.png](#)
[Jovan Hutton Pulitzer Affidavit Dated December 9 2020 REDUCED SIZE.pdf](#)
[December 11 2020 Larry Marso Affidavit.pdf](#)

Senators Farnsworth and Borrelli and Rep Finchem,

I have attached the affidavits that we discussed last night on the existing technology that has been adapted to detect kinematic features of scanned or actual ballots to determine indicators of fraudulent activity. I will also send separately a short video explaining how the technology works in very simplistic terms.

As you will see in the affidavits, these are all export/audit features of the Dominion Software, and the ballots/scanned ballot images are public records, so should need no authoritative release requests. As a matter of fact, the City of San Francisco publishes their scanned ballot images as a matter of public transparency at this link. <https://sfelections.sfgov.org/november-3-2020-election-results-detailed-reports>

You can see from examining the page found at the link above that the Dominion Software creates these reports and exports the files automatically. For a "non-intrusive" examination of the public records, at least for Maricopa Co, this is all that is required. To be as inobtrusive as possible, our local consultant and advisor, Dr. Lyle Rapacki (CC'd) could take a hard drive to the Maricopa County Board of Advisors, upload the export/audit file requested, and get the files to us. Our team could run the results, and within 48 hours create an executive summary report for you and your committee.



We believe that this would be the fastest and most transparent way to give you the direct evidence that you need to either pursue or close the issue. An additional note, this capability can be used on any of the Electronic Voting Systems Scanned Ballot Images.

We are happy to consult with you to answer questions or coordinate a “way ahead”.

V/R

Phil Waldron
COL, USA (R)
210240-7114

AFFIDAVIT OF LARRY MARSO

**Regarding the immediate accessibility and ease of electronic production
of public records comprising electronic ballot image files,
the Cast Vote Record and ballot scan audit logs
in jurisdictions that conducted the November 2020 election using
the Dominion Voting Systems Democracy Suite election management system**

Dated: December 11, 2020

San Francisco, California

STATE OF CALIFORNIA

COUNTY OF SAN FRANCISCO

Before me, the undersigned notary, on this day personally appeared Larry Marso, the affiant, a person whose identity is known to me. After I administered an oath, affiant testified as follows:

1. My name is Larry Marso. I do hereby swear under penalty of perjury that the facts stated in this Affidavit are within my personal knowledge and are true and correct.

2. I am over the age of 18 years, of sound mind, and a resident of the City of San Francisco, California. I make this affidavit based upon my personal knowledge and, if called upon to testify as to the contents of this Affidavit, I am legally competent to testify to the contents of the Affidavit in a court of law.

3. I am a graduate of Pomona College, Princeton University (MPA Economics) and Stanford Law School, where I was Articles Editor of the Stanford Law Review.

4. Over the span of my 30-year career, I have served in the federal government as an econometric analyst at the Board of Governors of the Federal Reserve in Washington, D.C., practiced corporate law at Cravath, Swaine & Moore in New York, worked as an M&A investment banker at Citigroup and

Morgan Stanley, and run Paine Webber's financial institutions M&A Group. I have performed and supervised forensic analysis of banks, insurance companies, investment companies and funds. Currently, I am a San Francisco based investor and technologist in the fields telecommunications, database infrastructure, data science, financial institutions and cryptocurrency.

5. I am a database, statistics, data analytics and visualization expert, skilled in the extraction, organization and auditing of ballot-level election data, and related voter registration and poll pad records. I have analyzed San Francisco and California election data since 2010, when I was San Francisco Grassroots Chair of Carly Fiorina for U.S. Senate. I subsequently joined the San Francisco Republican County Central Committee and, in 2019, served as its Vice Chair of Technology.

6. Since November 2019, San Francisco has conducted three elections, a municipal, primary and general election, using Dominion Voting Systems Democracy Suite, an election management system (“Dominion”). Over the course of these elections, on behalf of political committees, political party delegates, citizen activists and candidates, and for strategic research, I developed ballot-level auditing protocols for Dominion records, including ballot image files, the Cast Vote Record (electronic records that correspond to the ballot image files) and the ballot scan audit logs. I have personally conducted independent audits to

reproduce and validate publicly reported elections results. Furthermore, I have tabulated and published vote-by-party results and down-rank vote transfers (Ranked Choice Voting) not available to the general public prior to my audit.

7. Based on my expertise and experience, I can testify to, and affirm, the electronic data export capabilities of Dominion, as certified by law in the several states and adopted by particular election jurisdictions to conduct the November 2020 election. This includes functions that enable election officials to readily produce electronic public information – without significant incremental cost, burden or time (typically minutes) – in the form of high quality electronic ballot images, the electronic Cast Vote Record and electronic ballot scan audit logs. This publicly owned, electronically stored, information is easily produced and transmitted (or downloadable) in electronic formats by election officials.

8. I can also testify to, and affirm, that public disclosure of high quality electronic ballot images, the electronic Cast Vote Record and electronic ballot scan audit logs does not impinge upon voter privacy, the sanctity of the secret ballot or the integrity of current or future elections. Disclosure of this public electronic information does not disclose the identity of any voter.

9. I can also testify to, and affirm, the example of San Francisco County, California, which has for the past three elections provided comprehensive public disclosure of high quality electronic ballot images, the electronic Cast Vote Record

and electronic ballot scan audit logs in accordance with the Dominion specifications for automated reporting. I can provide to a court, legislature or any interested person public, unredacted Dominion electronic records published by San Francisco County that correspond to records currently requested from other election jurisdictions.

10. I have seen one or more other experts testify under oath regarding the need for electronic access to aforementioned ballot images for the purpose of electronic forensic analysis. I can testify to, and affirm, that the electronic Cast Vote Record and electronic ballot scan audit logs provide ballot-level database context indispensable to organized electronic forensics, including evaluation of ballot images by location and manner of ballot cast, scanning/tabulation device and time of handling, records of original automated ballot tabulation, and adjudication of ballots that modified recorded votes.

11. Attached as Exhibit 1 is a snapshot of the November 2020 election “final results” page on the publicly accessible website of the San Francisco Department of Elections at <https://sfelections.sfgov.org>. San Francisco County, California makes publicly available multiple standard Dominion outputs, including ballot image files, the Cast Vote Record and ballot scan audit logs. These public disclosure practices have continued for the three elections since San Francisco rolled out Dominion in November 2019. All of this information is public information. This information from the Dominion systems is not proprietary or confidential. All of this

information can readily and quickly be made available in electronic format by election officials who have custody and control of the electronically stored information concerning the elections.

12. Attached as Exhibit 2 are pages from a Dominion Voting Systems response to a Request for Information dated August 28th, 2015, an early document from San Francisco County's public procurement process which led to deployment of Dominion in 2019. Including pages: 1 (cover), 11 (diagram), 20 (AuditMark; TIFF ballot images), 22 (adjudication), 23 (tabulator and election management system audit log), 24 (adjudication) and 31 (adjudication).

13. Attached as Exhibit 3 is a specification of the Dominion Cast Vote Record for San Francisco County for the November 2020 election.

14. Attached as Exhibit 4 is documentation of the form and structure of the Dominion ballot scan audit log files in San Francisco County for the November 2020 election.


15. All election officials in all election jurisdictions using the Dominion voting system have custody and control over readily accessible, publicly owned electronically stored information concerning the November 2020 election easily exported (media intact) to an electronic drive or web server, including (1) the electronic ballot images as high resolution 300dpi TIFF files, (2) the electronic Cast Vote Record as XML or JSON files, and (3) the electronic ballot scan audit logs as

XML or JSON or TXT files. Providing electronic production of this electronically stored information will permit the expedited electronic examination of ballots cast in the November 2020 election in various election jurisdictions.

16. I am willing expeditiously to audit the Cast Vote Record and ballot scan audit logs of Dominion jurisdictions in support of any electronic forensic examination of ballots (images or paper ballots), if given the opportunity to do so, and will provide a report to a court, legislature or other interested persons, if requested.

[SPACE INTENTIONALLY LEFT BLANK]

Further, Affiant, saith not.



Larry Marso

SWORN to and SUBSCRIBED before me by Larry Marso on this 11th day of December 2020.

Notary Public in and for the State of California

A notary public or other officer completing this certificate verifies only the identity of the individual who signed the document to which this certificate is attached, and not the truthfulness, accuracy, or validity of that document.

State of California


County of San Francisco

Subscribed and sworn to (or affirmed) before me on this 11th day

of December, 2020, by Larry

Marso, proved to me on the basis of satisfactory evidence to be the person(s) who appeared before me.

Signature Trish Casey, Notary Public (Seal)



The Notary Commission extended pursuant to Executive order N-63-20

AFFIDAVIT OF LARRY MARSO

**Regarding the immediate accessibility and ease of electronic production
of public records comprising electronic ballot image files,
the Cast Vote Record and ballot scan audit logs
in jurisdictions that conducted the November 2020 election using
the Dominion Voting Systems Democracy Suite election management system**

San Francisco, California

EXHIBIT 1

Register To Vote By

October 19, 2020

Voter Portal

Review your registration information, request a ballot by mail, find your polling place, track your ballot, and more, using the [Voter Portal](#).

Contact Us

Department of Elections
 1 Dr. Carlton B. Goodlett Place
 City Hall, Room 48
 San Francisco, CA 94102
 (Get Directions)

Hours: Monday - Friday
 8 a.m. - 5 p.m.

Email: SFVote@sfgov.org
 Phone: (415) 554-4375
 Fax: (415) 554-7344
 TTY: (415) 554-4386

中文: (415) 554-4367
 Español: (415) 554-4366
 Filipino: (415) 554-4310



Select Language

Powered by [Google Translate](#)

STAY CONNECTED



AZ-SEN-21-1624-A-000012

View and download detailed results reports for the November 3, 2020, Election. Reports are added to this page every day on which ballots are tabulated, beginning with the first report released at approximately 8:45 p.m. on Election Night.

We continually strive to add valuable data sets to our website. [Use our contact form to request or suggest a data set.](#)

Final Report

On December 1, 2020, the Department certified the results for the November 3, 2020, Consolidated General Election. The following reports contain final results.

Final Report				
Report	PDF	Text	Excel	XML/Zip
Summary				
Certification Letter				
Statement of the Vote				
District and Neighborhood Statement of the Vote				
Ranked-Choice Voting: Board of Supervisors, D1 Short Report				
Ranked-Choice Voting: Board of Supervisors, D1 Detailed Report				
Ranked-Choice Voting: Board of Supervisors, D3 Short Report				
Ranked-Choice Voting: Board of Supervisors, D3 Detailed Report				
Ranked-Choice Voting: Board of Supervisors, D5 Short Report				
Ranked-Choice Voting: Board of Supervisors, D5 Detailed Report				
Ranked-Choice Voting: Board of Supervisors, D7 Short Report				
Ranked-Choice Voting: Board of Supervisors, D7 Detailed Report				
Ranked-Choice Voting: Board of Supervisors, D9 Short Report				
Ranked-Choice Voting: Board of Supervisors, D9 Detailed Report				
Ranked-Choice Voting: Board of Supervisors, D11 Short Report				
Ranked-Choice Voting: Board of Supervisors, D11 Detailed Report				
Cast Vote Record (Raw data) - JSON				
Ballot Images - Raw Images <i>Large file warning: ballot images are zipped by supervisorial district with each file around 20GB to 30GB</i>	Ballot Images hosted externally			
Ballot Images - Ballot Audit and Review	Ballot Audit and Review Tool hosted externally			
Vote-by-Mail Ballot Report				
Provisional Ballot Report				
Conditional Voter Registration Ballot Report				
Cast Vote Record (Raw data) - JSON				
ImageCast Central Logs				
Ballot Scanning Machine Logs				
SHA-512				



AFFIDAVIT OF LARRY MARSO

**Regarding the immediate accessibility and ease of electronic production
of public records comprising electronic ballot image files,
the Cast Vote Record and ballot scan audit logs
in jurisdictions that conducted the November 2020 election using
the Dominion Voting Systems Democracy Suite election management system**

San Francisco, California

EXHIBIT 2

DOMINION
VOTING

Our customers come first.



REQUEST FOR INFORMATION

007115B0005741

The City and County of San Francisco's Voting System



CITY AND COUNTY OF SAN FRANCISCO

Department of Elections

Proposal Manager Name: Shane Burgos,

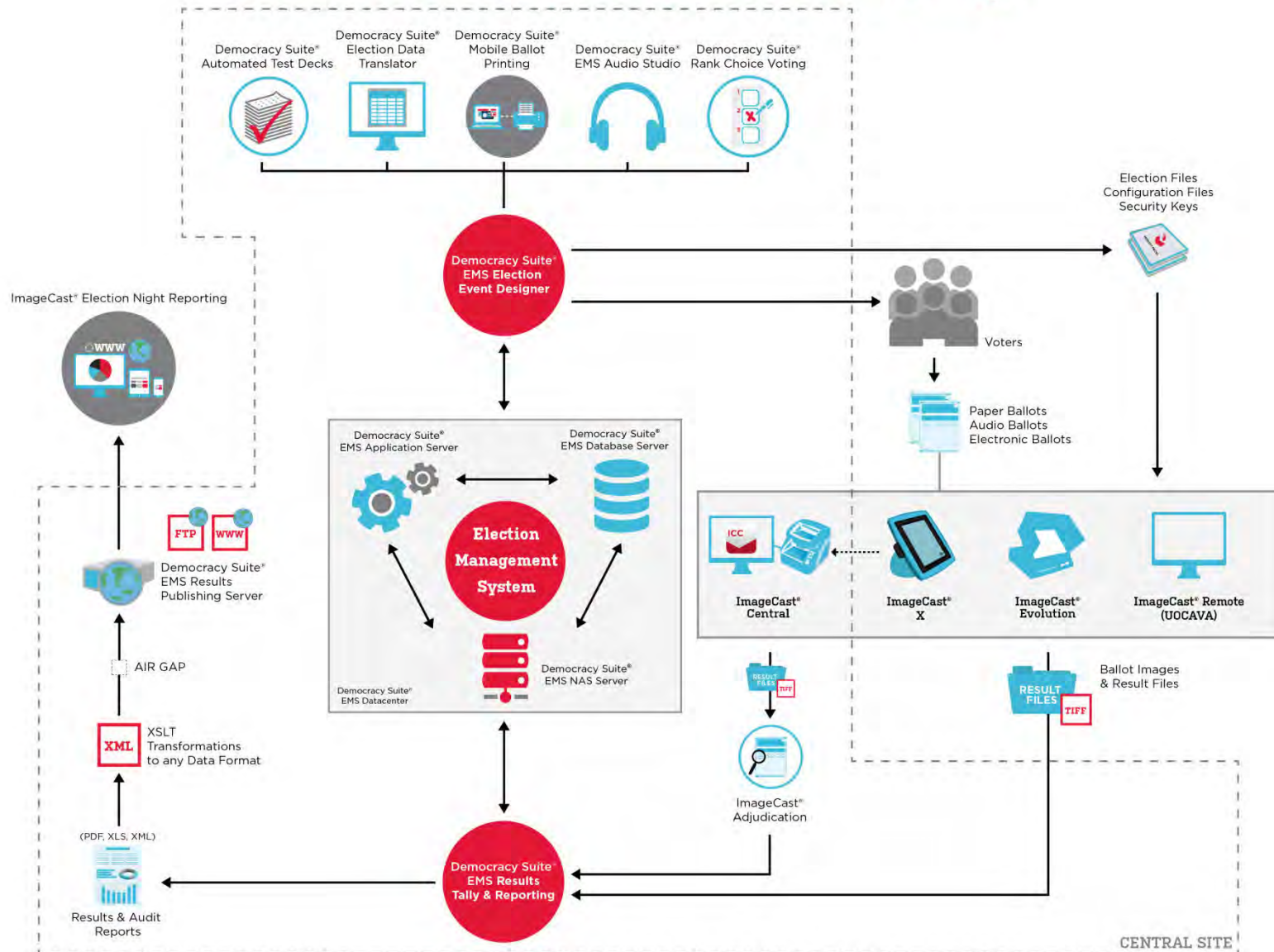
Telephone Number: (415) 554-4375

E-Mail Address: sandro.burgos@sfgov.org

Prepared by: Steven Bennett

Proposal Due Date: August 28th, 2015 (5:00 PM)

DEMOCRACY SUITE® - System High-Level Block Diagram



Dominion's ImageCast Central vote-by-mail tabulation system was designed with efficiency in mind. Most central count solutions that exist in the market today are large, expensive, proprietary solutions that are not scalable, efficient or easy to use or maintain. ImageCast Central makes use of industry-leading COTS hardware – namely, the Canon G1130 and X10C high-speed scanner - to decrease capital costs, minimize risk of hardware failure, and provide jurisdictions the flexibility and scalability they need. Our solution is designed to increase efficiency by making the process of tabulating mailed ballots easier to complete.

While all units are running constantly, the system evaluates each ballot and outstacks ballots for review in Dominion's ImageCast Adjudication. While operators continue to tabulate ballots, others can review and adjudicate outstacked ballots, thereby eliminating the need for purchasing additional ballots, physically duplicating and rerunning ballots. This saves time and money, without compromising transparency in the process.

This system is also fully auditable. Each and every ballot tabulated in the Democracy Suite system is imaged and appended with the single cast vote record, the AuditMark. While the AuditMark allows ballot-level auditing, it is never tied to the voter and is not timestamped when scanned in a precinct scanner, in order to preserve voter anonymity.

1. i

Creates a digital image of all (paper) ballots cast and facilitates the posting of the images on the Department's website while allowing for quick referencing between the paper ballot and its digital image.

Dominion Voting Response (i)

A duplex image is captured for each and every paper ballot that is scanned through an ImageCast tabulator. These images, small files in TIFF format, are also appended with an AuditMark, Dominion's exclusive ballot-level audit trail. Through this patented feature, not only does the ballot image show the voted ballot, but it also shows how the tabulator interpreted the voter's marks, removing any doubt or uncertainty about how the ballot was counted. Again, as mentioned above, the ballot image and the AuditMark do not identify in any way the identity of the voter.

Dominion developed this exclusive visual audit trail feature - which makes it possible to audit results down to each individual ballot, clearly captures voter intent and vote interpretation - to increase the transparency of the voting process, and to augment stakeholder confidence.

1. j

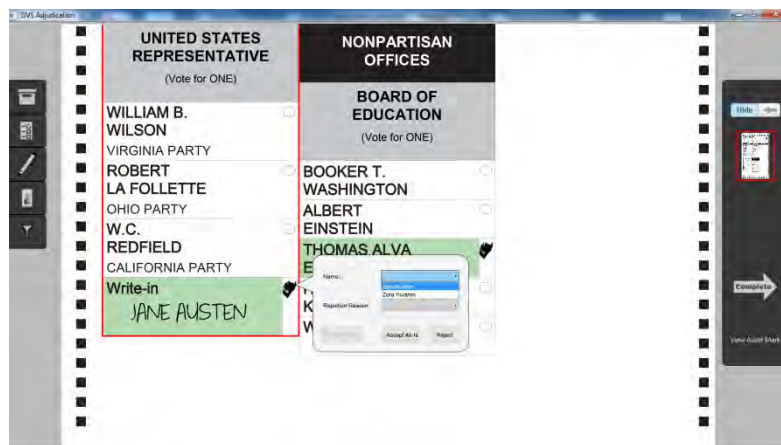
Meets or exceeds the most recent security standards set as minimum requirements for voting systems by the Election Assistance Commission and the California Secretary of State.

Dominion Voting Response (j)

Dominion's Democracy Suite is designed to ensure a high level of security that meets the latest EAC VVSG requirements, as well as the security standards set forth by the California Secretary of State, while maintaining ease of use.

Dominion Voting Response (o)

Dominion's Democracy Suite EMS includes the ImageCast Adjudication module, a Microsoft Gold software application, which allows officials and observers to audit and clarify voter intent in real-time. As ballots are being scanned on the ImageCast Central, ballots with conditions – which are customizable by the jurisdiction – will be automatically sent to the ImageCast Adjudication module for review and adjudication. This allows minimal disturbance of operations, as the ImageCast Central will continuously scans ballots without stopping.



In ImageCast Adjudication, users can see the full ballot image, and the AuditMark showing the tabulator interpretation at the bottom, thereby confirming that the system is operating successfully. If an adjudication decision is made, the adjudication decision will be appended to the original ballot image, producing a transparent, easy to read chain of custody and activity log (as illustrated here).


1.p

Produces easily customizable reports containing any audit data or other information collected by the system.

Dominion Voting Response (p)

The Results Tally & Reporting module of the Democracy Suite EMS produces default reports, which contain a set of filtering parameters, including counting group, tabulator, polling location, contest, subdivision type, etc. In other words, if a value is selected from the filtering options, a report will be created for these exact parameters. This flexibility allows comprehensive reporting capability.

Auditing reports can also be displayed from the EMS client applications. The reports found in the Audit Log Report Group are associated with the logon account usernames that have been created within the EMS (e.g. Admin, Techadvisor, and RTRAdmin). The produced reports will



log each action that a specific user performed at a certain point in time. These reports show details such as User Name, Report for Time Period, Time and Action details. The report is generated in simple text format and can be exported into PDF, HTML or MS Excel format. The created report is stored on the EMS server and signed using the election project key to ensure its authenticity. Reports are created with the assigned date, and multiple reports can be generated and printed.

1.q

Logs all normal and abnormal events and ensures that event logging cannot be disabled or altered.

Dominion Voting Response (q)

Tabulator audit log:

Audit logs from the ImageCast Evolution can be transferred to the Democracy Suite EMS. Election results (including the scanned ballot images and log files) are stored on the compact flash memory cards on each individual ImageCast Evolution tabulator. Each file type (result files, ballot images and log files) may be imported into the Results Tally & Reporting application of EMS together or separately. All ImageCast log files are visible through the Results Tally & Reporting application and are stored in the EMS database. In EMS, a directory of audit files is accessed in the graphical user interface, and can be printed. Operators with Administration privileges can access these files at any time.

EMS audit log:

The Democracy Suite EMS creates and maintains detailed audit logs of all activities performed on the EMS system, as well as all actions performed by the EMS system itself, including any system errors. Audit logs provide information about all activity, including any error conditions, that occurs before, during, and after the processing of ballots. These logs can be analyzed in the event that an error condition warrants it.

Audit log records cannot be deleted nor modified. Users with proper authorization levels can generate and view the audit report. Audit reports cannot be deleted.

1.r

Seamlessly supports risk limiting auditing of results by generating random samples, reconstructing electronic records for comparison, and handling statistics.

Dominion Voting Response (r)

During the certification of Dominion's Democracy Suite 4.14 system, the California Secretary of State certified that the official record of the election is the Ballot Image with the AuditMark. This allows the counties to utilize the ballot image for the canvas of the election, increasing the efficiency of the system. Jurisdictions can now call up the appropriate ballot images for precinct-based canvassing, ballot based canvassing, or even Risk Limiting Audits and view the images on screen, reducing the time to find and distribute the paper ballots.

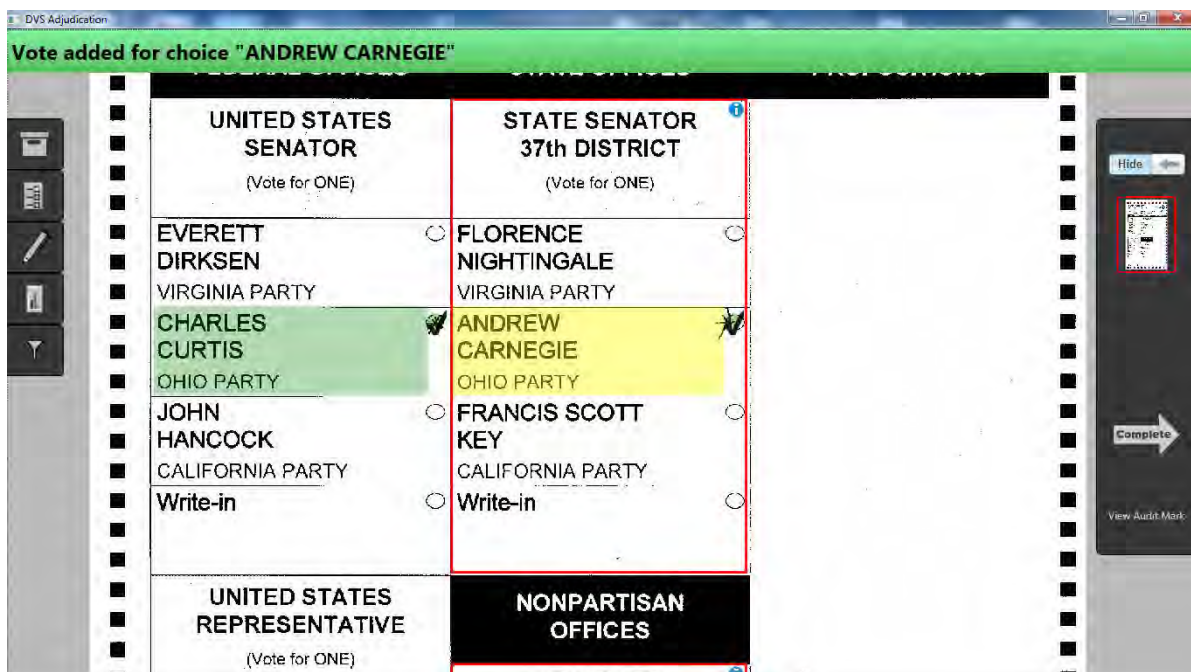
Dominion is currently working with industry experts on the development of a Ballot Audit Module to better assist in this process. This module will be available to the City and County of San Francisco by the implementation of a new voting solution in 2017.

1.s

Facilitates the review of voted ballots or contests by election personnel using digital images to resolve issues when possible using a digital interface, and subsequently facilitates the posting of such actions on the Department's website.

Dominion Voting Response (s)

As described in response to question 1.o, Dominion's ImageCast Adjudication provides a digital interface which allows authorized users to review voted ballots or contests, and resolve issues – such as write-ins, marginal marks, overvotes or other outstack conditions defined by the City of San Francisco – in real-time, as ballot batches are being scanned on the ImageCast Central. In order to facilitate posting on the Department's website, the ballot images are saved in a standard (.tiff) format.



1.t

Allows for reporting results in near real time in such manner that does not require elections personnel to manually prepare and post results-related information.

Dominion Voting Response (t)

Democracy Suite's Results Tally & Reporting module allows for reporting results in near real time. As results flow into the system, election officials verify and validate these results, at which time they are immediately released to a pre-determined folder location on the network. Results files are exported in XML, a standard file format which can be easily and efficiently read by

- All voter notifications (undervotes, overvotes).
- All system errors (paper jams, power failures, hardware failures, data errors, etc.).
- Source and disposition of system interrupts resulting in entry into exception handling routines.
- All messages generated by exception handlers.
- Notification of system login or access errors, file access errors, and physical violations of security as they occur, and a summary record of these events after processing.
- Non-critical status messages that are generated by the machine's data quality monitor or by software and hardware condition monitors.

Every action, event, and operation that occurs on ImageCast tabulators is permanently logged to an audit log file that exists on both memory cards. Every event and operation that occurs on the election management system is kept on the election project audit within the EMS Database. This file is signed and encrypted.

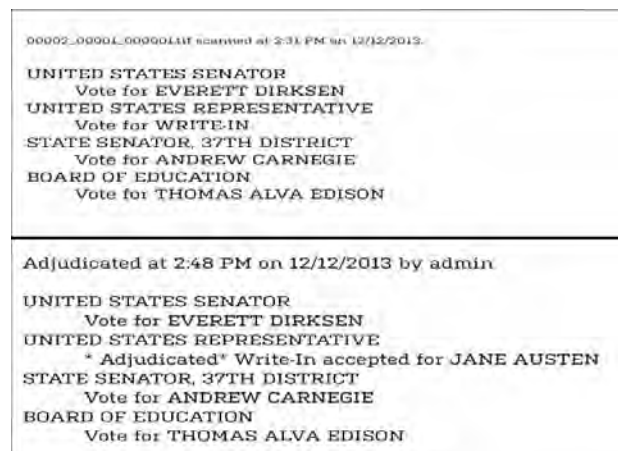
All audit logs are digitally signed. If there is tampering of the audit data or logs, this is detected by the operating unit. The unit reports 'Election file mismatch' and will not operate since modifying the audit files can only indicate malicious usage.

Audit logs are available to operators at all times. On the optical scanners, these can be accessed from the Administration menu, and printed. In EMS, a directory of audit files is accessed in the graphical user interface, and can be printed. Operators with Administration privileges can access these files at any time.

Audit log records cannot be deleted nor modified. Users with proper authorization levels can generate and view the audit report. Audit reports cannot be deleted.

Adjudication audit log

ImageCast Adjudication also offers a robust, ballot-level audit trail. When a ballot is reviewed in the ImageCast Adjudication module, and a user makes an adjudication decision, the ballot image is appended with a record of that decision: which user took what action at what time. This allows election officials to ensure that adjudication decisions made by authorized users can be further scrutinized and reviewed, and reversed if necessary, with a clear audit trail of which decisions were made concerning a particular ballot. The image shown on the right shows a ballot scanned on the ImageCast Central – when scanned centrally, the ballots are timestamped to further enhance the audit capability of the system.



AFFIDAVIT OF LARRY MARSO

**Regarding the immediate accessibility and ease of electronic production
of public records comprising electronic ballot image files,
the Cast Vote Record and ballot scan audit logs
in jurisdictions that conducted the November 2020 election using
the Dominion Voting Systems Democracy Suite election management system**

San Francisco, California

EXHIBIT 3

CVR export file format

The following document describes the CVR export file format. The format consists of several files which are grouped together in the same directory. All exported files have a top level attribute Version which is set to the version of EMS that produced the file.

Configuration

This file shows which parameters were selected by the user when performing the export. It contains the following attributes:

- IncludeTabulatorFilter: Boolean value indicating whether the export was performed for a single tabulator.
- TabulatorFilterValue: a numeric identifier of the tabulator that was exported.
- IncludeResultContainerFilter: Boolean value indicating whether the batch filter was used.
- ResultContainerFilterValue: an integer indicating the batch to export CVR data for.
- IncludePrecinctPortionFilter: Boolean value indicating whether the export was performed for a single precinct portion.
- PrecinctPortionFilterValue: an integer indicating the precinct portion to export CVR data for.
- IncludeBallotTypeFilter: Boolean value indicating whether the export was performed for a single ballot type.
- BallotTypeFilterValue: an integer indicating the ballot type to export CVR data for.
- IncludeContestFilter: Boolean value indicating whether the export was performed for a single contest.
- ContestFilterValue: an integer indicating the contest to export CVR data for.
- SplitFilesPerBatch: a Boolean value indicating whether separate CVR export JSON files should be created per batch.
- IncludeOnlyPublishedResultContainers: a Boolean value indicating whether only published result containers were included.

BallotTypeManifest

This file contains a list of all ballot types ordered by global order, each with the following attributes:

- Description: name of the ballot type
- Id: identifier of the ballot type (internal machine id)
- External Id: external identifier (optional).

BallotTypeContestManifest

This file contains information on which contests are used on which ballot types. Each relationship has the following attributes:

- BallotTypeId: identifier of the ballot type (internal machine id)
- ContestId: identifier of the contest (internal machine id).

CandidateManifest

This file contains a list of all non-disabled candidates ordered by global order (first by contest, then by choice) that can produce votes (for example “No Candidate” are not included).

- Description: name of the candidate.
- Id: identifier of the candidate (internal machine id)
- External Id: external identifier (optional)
- ContestId: identifier of the contest this choice belongs to.
- Type: candidate type. Regular, Writein, NoPreference , QualifiedWriteIn.

ContestManifest

This file contains a list of all non-disabled contests order by global order that can produce votes.

List is ordered by contest global order

Each contest has the following attributes:

- Description: name of the contest.
- Id: identifier of the contest (internal machine id)
- External Id: external identifier (optional)
- VoteFor: the number of votes allowed/number of positions to be elected.
- NumOfRanks: the number of rankings allowed to be made.

CountingGroupManifest

This file contains a list of all counting groups ordered by global order, each with the following attributes:

- Description: name of the counting group
- Id: identifier of the counting group (internal machine id)
- External Id: external identifier (optional).

DistrictManifest

This file contains a list of all districts ordered by global order, each with the following attributes:

- Description: name of the district
- Id: identifier of the district (internal machine id)
- External Id: external identifier (optional).

DistrictPrecinctPortionManifest

This file contains information on which district a precinct portion belongs to . Each relationship has the following attributes:

- DistrictId: identifier of the district (internal machine id)
- PrecinctPortionId: identifier of the precinct portion (internal machine id).

DistrictTypeManifest

This file contains a list of all district types ordered by global order, each with the following attributes:

- Description: name of the district type
- Id: identifier of the district type (internal machine id)
- External Id: external identifier (optional).

ElectionEventManifest

This file contains the election event with the following attributes:

- Description: name of the election event
- Id: identifier of the election event (internal machine id)
- External Id: external identifier (optional).

OutstackConditionManifest

This file contains the definition of the outstack conditions (overvotes, undervotes, blank contest, etc.):

- Description: name of the outstack condition
- Id: identifier of the outstack condition (internal machine id)

PartyManifest

This file contains a list of political parties ordered by global order, each with the following attributes:

- Description: name of the political party
- Id: identifier of the party (internal machine id)
- External Id: external identifier (optional)

PrecinctManifest

This file contains a list of all precincts ordered by global order, each with the following attributes:

- Description: name of the precinct
- Id: identifier of the precinct (internal machine id)
- External Id: external identifier (optional)

PrecinctPortionManifest

This file contains a list of all precinct portions ordered by global order, each with the following attributes:

- Description: name of the precinct portion
- Id: identifier of the precinct portion (internal machine id)
- External Id: external identifier (optional)

TabulatorManifest

This file contains a list of all tabulators ordered by global order, each with the following attributes:

- Description: name of the tabulator
- Id: identifier of the tabulator, we will use tabulator number here.
- ExternalId: the external string identifier (optional).
- ThresholdMin: minimum threshold for voting box scanned on this tabulator
- ThresholdMax: maximum threshold for voting box scanned on this tabulator
- WriteinThresholdMin: minimum threshold for write-in area scanned on this tabulator
- WriteinThresholdMax: maximum threshold for write-in area scanned on this tabulator

CVRExport

This file contains the actual CVR data. In addition to the top level version field it also has an ElectionId field that contains the description of the election.

The main content of the file is a list of CVR sessions. Each **Session** object contains the following attributes:

- TabulatorId: the tabulator id, same as the one used in the manifest
- BatchId: the batch id, unique for a given tabulator id.
- RecordId: the CVR id within the batch.
- CountingGroupId: the counting group id, same as the one used in the manifest.
- ImageMask: the file mask for finding the associated images with this session.
- Original element, contains the original state of the CVR data for this session.
- Modified element (optional), contains the modified state of the CVR data for this session.

Original/Modified element:

This element contains attributes that can be potentially be modified during adjudication/conditional voting management:

- PrecinctPortionId: the precinct portion id, same as the one used in the manifest.
- BallotTypeId: the ballot type id, same as the one used in the manifest.
- IsCurrent: set to true, if this element represents the current state of the CVR.
- Contest elements. Lists all contests for the current ballot type.

Contest:

This element represents a marked contest. Contains the following attributes:

- Id: contest identifier, as used in the manifest file.
- Marks: list of marked (explicitly/implicitly) in this contest. Note: explicit marks mean when the voter filled in the voting box directly. Implicit means when the voting box was implied by a straight party ticket selection.

Mark element

Contains the following attributes:

- CandidateId: indicates the candidate the mark is for (if a write-in position is resolved to a qualified write-in the candidate id will point to a qualified write-in).
- PartyId: indicates party affiliation. If not party affiliation then this will be 0.
- Rank: indicates rank; will be 1 by default, will only contain values higher than 1 if ranked choice voting is used.
- WriteinIndex: if mark is for write-in position (or qualified write-in) this attribute indicates which write-in position in the contest (0 means first, 1 means second position, etc.)
- MarkDensity: percentage that voting box was filled.
- WriteinDensity: percentage that write-in area was filled in. Attribute exists only if it is a write-in position.
- IsAmbiguous: a Boolean value indicating whether mark is ambiguous.
- IsVote: a Boolean value indicating whether the mark produced a vote. Note: an implicit selection because of straight party vote would also be set to true. Any mark above the max threshold will be true in a ranked choice voting contest.

AFFIDAVIT OF LARRY MARSO

**Regarding the immediate accessibility and ease of electronic production
of public records comprising electronic ballot image files,
the Cast Vote Record and ballot scan audit logs
in jurisdictions that conducted the November 2020 election using
the Dominion Voting Systems Democracy Suite election management system**

San Francisco, California

EXHIBIT 4

**DOMINION
VOTING™**



Our customers come first.

**CALIFORNIA
DEMOCRACY SUITE VERSION
5.2
LOG FILE DESCRIPTIONS**


V 1.1

Ballot Images

Ballot images are extracted as multi-page tagged image file format (.tiff) files. These images are uncompressed and contained detailed data about each image. Images are created at the moment each ballot card is tabulated by any central count or polling place scanner. The actual scanned images are not edited in any manner by the system, and are retained in their original state.

Ballot Card

Front of Card




Front of Card details

The scanned image of the front of each card will display the ballot card exactly as it was scanned by either the central count or polling place tabulators.

No modifications are made by the system to the markings made by the voter.

Back of Card



Back of Card details

The scanned image of the back of each card will display the ballot card exactly as it was scanned by either the central count or polling place tabulators.

No modifications are made by the system to the markings made by the voter.

Audit Mark



AuditMark details

The Audit Mark will display the information about the tabulator that scanned the ballot and how the ballot is being tabulated by the system - in human readable (plain text) format.

Additional Details about the AuditMark are provided in the next section.

AuditMark

Each ballot is appended with an AuditMark. This audit mark shows exactly how the ballot was interpreted by the tabulator that tabulated/scanned the ballot. The AuditMark will be updated with any actions taken by adjudicators during digital ballot resolution.

Auditmark from a polling place ballot scanner (Ballot Scanning Maching/BSM)

```
SCANNED ON: ICE, TABULATOR: 201  
POLL ID: 1001, BALLOT ID: 1  
  
Contest: U.S. Senator  
Choice: Kabiruddin Karim Ali (PF); Mark;  
  
Contest: 6th Congressional  
Choice: Erik Smitt (REP); Mark;  
  
Contest: 7th Assembly  
Choice: Jonathan Zachariou (REP); Mark;  
  
Contest: Superior Court Judge  
Choice: Keven Star; Mark;  
  
Contest: Prop 28  
Choice: Yes; Mark;
```

- Tabulator Type and Number the ballot was scanned with
- The ballot's Poll ID (Precinct)
- The Ballot ID (ballot type)
- Each Contest name and the choice selected by the voter

Auditmark from a central count scanner

```
00101_00001_000002.tif scanned at: 15:32:24 on 10/08/19  
  
Scanned on: ICC Tabulator: 101 Batch: 1  
Poll ID: 1001 '11400' (derived from Ballot Id)  
Ballot ID: 1  
  
U.S. Senator  
Rick Williams (REP)  
6th Congressional  
Joseph McCray, Sr. (REP)  
7th Assembly  
Roger Dickinson (DEM)  
Superior Court Judge  
Tami Bogert  
Prop 28  
Yes
```

- Filename, Time and Date scanned
- Tabulator Type, Number, and batch the ballot was scanned into
- The ballot's Poll ID (Precinct)
- The Ballot ID (ballot type)
- Each Contest name and the choice selected by the voter

Updated Auditmark reflecting adjudication actions

```
SCANNED ON: ICE, TABULATOR:201
POLL ID: 1001, BALLOT ID: 5

Contest: President - DEM
Choice: Write-in (write-in line 1); Mark;

Contest: U.S. Senator
Choice: Kabiruddin Karim Ali (PF); Mark;

Contest: 6th Congressional
Choice: Joseph McCray, Sr. (REP); Mark;

Contest: 7th Assembly
Choice: Roger Dickinson (DEM); Mark;

Contest: Superior Court Judge
Choice: Keven Star; Mark;

Contest: Prop 28
Choice: No; Mark;

Adjudicated at 9:14 AM on 10/10/2019 by emsadmin

President - DEM
*Adjudicated* Write-In Rejected: Not Qualified/Declared
U.S. Senator
Kabiruddin Karim Ali (94%)
6th Congressional
Joseph McCray, Sr. (99%)
7th Assembly
Roger Dickinson (100%)
Superior Court Judge
Keven Star (99%)
Prop 28
No (97%)
```

- Original Auditmark and its contents
- Time and date adjudicated, Windows username of the Adjudication user
- Each contest name and the choice selected by the voter
- For any contests on which Adjudication Users made changes:
 - *Adjudicated* text followed by a description of the change made by the Adjudication user, including:
 - Write-in accepted
 - Write-in rejected
 - Vote added
 - Vote removed

The Adjudication Audit Mark contains a percentage after each choice. This represents the percentage of black pixels detected within the target area.

Adjudication Activity Log Report

The Adjudication Activity Log report shows the adjudication actions taken for each ballot. The report is grouped by tabulator and batch. Each action will display the name of the user who completed the action along with the date and time of the action.

The actions logged in this report are:

- Write-in accepted
- Write-in rejected
- Vote added
- Vote removed

Ballots originally scanned by central count tabulators

CA Cert PRIMARY	Tabulator	Batch	Ballot
	101	3	11
		Write-in	Rejected: Not Qualified/Declared emsadmin
	101	5	Summary
		10/10/2019 09:57:26	12 ballots didn't meet outstack conditions.
	101	8	Summary
		10/10/2019 09:57:37	10 ballots didn't meet outstack conditions.
	101	9	Summary
		10/10/2019 09:57:45	22 ballots didn't meet outstack conditions.
	101	9	Ballot 21
		10/10/2019 09:57:44	County Committee - 3rd Sup - PF Write-in Rejected: Not Qualified/Declared emsadmin

The report output will include:

- Tabulator Number, Batch, Summary
- Total number of ballots with no outstack condition(s)
- Tabulator Number, Batch, Ballot Number
- Contest Name
 - Choice Name, Action Taken, User

CA Cert PRIMARY			
Tabulator 201	Batch 0	Summary	
<hr/>			
10/10/2019 09:22:05			
		26 ballots didn't meet outstack conditions.	
Tabulator 201	Batch 0	Ballot 373780	
<hr/>			
10/10/2019 09:14:13			
President - REF	Write-in	Rejected: Not Qualified/Declared	emsadmin
U.S. Senator	Write-in	Rejected: Not Qualified/Declared	emsadmin
6th Congressional	Write-in	Rejected: Not Qualified/Declared	emsadmin
7th Assembly	Write-in	Rejected: Not Qualified/Declared	emsadmin
Superior Court Judge	Write-in	Rejected: Not Qualified/Declared	emsadmin
Tabulator 201	Batch 0	Ballot 601119	
<hr/>			
10/10/2019 09:14:29			
President - DEM			

The report output will include:

- Tabulator Number, **Batch 0***, Summary
- Total number of ballots with no outstack condition(s)
- Tabulator Number, **Batch 0***, **Ballot Number****
- Contest Name
 - Choice Name, Action Taken, User

*Batch Numbers for polling place tabulators will always be '0'

**Ballot Numbers for ballots scanned with polling place tabulators will be random sequence numbers

ImageCast Central Audit Log

Every action, event, and operation that occurs is permanently logged to the ImageCast Central's audit file. Each audit entry contains a time and date stamp. The below table reflects the most frequently logged actions:

Startup

```
Oct 08/2019 14:55:41: Beginning Initialization ----->
Oct 08/2019 14:55:41: > Building decompression tables
Oct 08/2019 14:57:29: Security Audit Administrator key for 'Admin'
detected.
Oct 08/2019 14:57:54: > Loading Configuration.
Oct 08/2019 14:57:54: > Loading Election Project files.
Oct 08/2019 14:57:54: > Loading Precinct Info.
Oct 08/2019 14:57:54: > Appending to Signed Log File.
Oct 08/2019 14:57:54: > Checking Previous Batches.
Oct 08/2019 14:57:55: > Initializing Scanner.
Oct 08/2019 14:57:58: Election 80 Ballots known. Maximum length
=17.0 in.
Oct 08/2019 14:57:58: Election 1 2 3 4 5 6 7
8 9 10 11 12 13 14 15 16
Oct 08/2019 14:57:58: Election 17 18 19 20 21 22 23
24 25 26 27 28 29 30 31 32
Oct 08/2019 14:57:58: Election 33 34 35 36 37 38 39
40 41 42 43 44 45 46 47 48
Oct 08/2019 14:57:58: Election 49 50 51 52 53 54 55
56 57 58 59 60 61 62 63 64
Oct 08/2019 14:57:58: Election 65 66 67 68 69 70 71
72 73 74 75 76 77 78 79 80
Oct 08/2019 14:58:07: > Validating Scanner Settings.
Oct 08/2019 14:58:07: > Initializing Results Structure.
Oct 08/2019 14:58:07: Completed Initialization. <-----

Oct 08/2019 14:58:07:
Oct 08/2019 14:58:07: | Imagecast Central Version:
Oct 08/2019 14:58:07: | Built: May 20 2019 at 10:23:31
Oct 08/2019 14:58:07: | Scanner: Virtual: Single Output Bin
Oct 08/2019 14:58:07: | EMS File Version: 0x307
Oct 08/2019 14:58:07: |
Oct 08/2019 14:58:07: | Election Name: CA Cert PRIMARY
Oct 08/2019 14:58:07: | Election Date: Tuesday, June 7, 2016
Oct 08/2019 14:58:07: | Election Location: County of Any
Oct 08/2019 14:58:07: | Voting Location: Election Headquarters
Oct 08/2019 14:58:07: | Location Id: 301
Oct 08/2019 14:58:07: | Tabulator Name: ICC Vote by Mail 1
Oct 08/2019 14:58:07: |
Oct 08/2019 14:58:07: | Primary Path: C:\DVS\ICCbyMail001\
Oct 08/2019 14:58:07: | Secondary Path: <none>
Oct 08/2019 14:58:07: |
```

Upon starting the ICC application, the system will log that the application was initialized, the Administrator key was applied, and election files are loaded, along with information about the election loaded.

Election File integrity

```
Oct 08/2019 14:59:11: Security Audit Entering Supervisor security level.
Oct 08/2019 14:59:55: Specifying Secondary Path to be \\Emsserver\nas\CA Cert
```

If configuration changes are made, these are logged. In the example above, the server path is set for the selected central count scanner.

Scanning of a batch begins

```
Oct 08/2019 16:20:33: BATCH 7 Scanning (auto-detect) started ----->
Oct 08/2019 16:20:39: Ballot 1:      Id=32 Cast.
Oct 08/2019 16:20:40: Ballot 2:      Id=32 Cast.
Oct 08/2019 16:20:41: Ballot 3:      Id=32 Cast.
Oct 08/2019 16:20:41: Ballot 4:      Id=30 Cast.
Oct 08/2019 16:20:42: Ballot 5:      Id=30 Cast.
Oct 08/2019 16:20:43: Ballot 6:      Id=28 Cast.
Oct 08/2019 16:20:44: Ballot 7:      Id=28 Cast.
Oct 08/2019 16:20:45: Ballot 8:      Id=26 Cast.
Oct 08/2019 16:20:45: Ballot 9:      Id=26 Cast.
Oct 08/2019 16:20:46: Ballot 10:     Id=26 Cast.
Oct 08/2019 16:20:47: Ballot 11:     Id=24 Cast.
```

The system will log when scanning of a batch has started and when each ballot within that batch is cast

Batch accepted

```
Oct 08/2019 16:24:54: BATCH 8 Scanning (auto-detect) started ----->
Oct 08/2019 16:25:00: Ballot 2:      Id=50 Cast.
Oct 08/2019 16:25:01: Ballot 3:      Id=62 Cast.
Oct 08/2019 16:25:02: Ballot 4:      Id=50 Cast.
Oct 08/2019 16:25:02: Ballot 5:      Id=46 Cast.
Oct 08/2019 16:25:03: Ballot 6:      Id=46 Cast.
Oct 08/2019 16:25:04: Ballot 7:      Id=46 Cast.
Oct 08/2019 16:25:05: Ballot 8:      Id=42 Cast.
Oct 08/2019 16:25:05: Ballot 9:      Id=42 Cast.
Oct 08/2019 16:25:06: Ballot 10:     Id=42 Cast.
Oct 08/2019 16:25:06: BATCH 8 Scanning ended (90 ppm) <-----
Oct 08/2019 16:25:16: Accepted batch 8 of 10 ballots.
Oct 08/2019 16:25:16: BATCH 8 Accepting 10 ballots.
Oct 08/2019 16:25:17: Uploaded batch 8 to Secondary Path \\Emsserver\nas\CA Cert PRIMARY 5 10 Version F\Results
\Tabulator00101\.
```

The system will log when each batch is accepted and the total number of ballots accepted.

Ballots are misread

```
Oct 08/2019 16:27:28: BATCH 9 Scanning (auto-detect) started ----->
Oct 08/2019 16:27:34: ScanVote Warning + error, crop top image (bottom edge) average=49 length=15 height=3390
Oct 08/2019 16:27:34: ScanVote Warning + error, Front page grid problem
Oct 08/2019 16:27:34: Ballot 6: Id=44- Problem Ballot - saved as C:\DVS\ICCbymail001\Project\NotCastImages
\NotCast_009_005_001.tif.
Oct 08/2019 16:27:36: Ballot 7: Skipped.
Oct 08/2019 16:27:36: Ballot 8: Skipped.
Oct 08/2019 16:27:37: Ballot 9: Skipped.
Oct 08/2019 16:27:38: Stopped on ballot 6 of batch (1 of scan). Ballot misread.
```

The system will log each time it is unable to 'read' a ballot. The system will save a copy of the scanned ballot. The log will indicate the location of the saved copy.

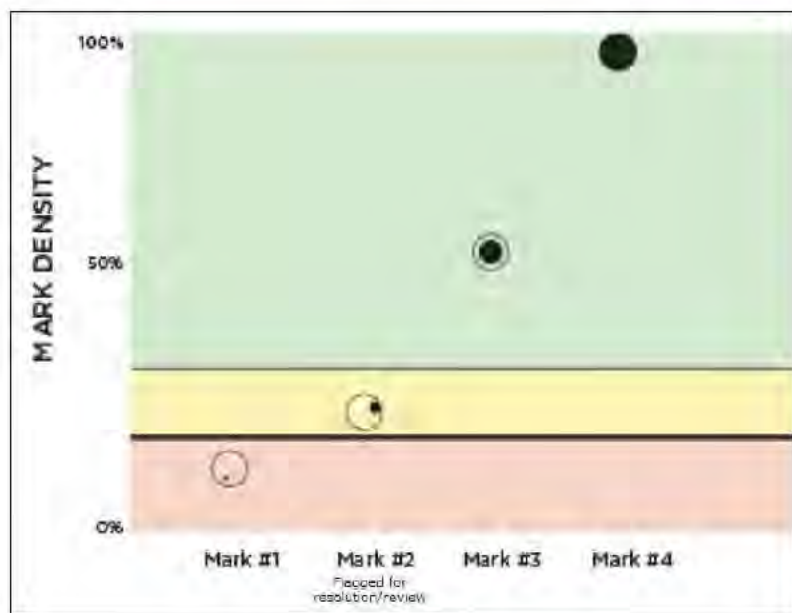
Ballots with marginal marks are detected

```
Oct 10/2019 11:25:28: BATCH 10 Scanning (auto-detect) started ----->
Oct 10/2019 11:25:35: ScanVote Warning + [President - AIP] choice [Mad Max Riekse] (11%) AMBIGUOUS
Oct 10/2019 11:25:35: ScanVote Warning + [U.S. Senator] choice [Rick Williams] (8%) AMBIGUOUS
Oct 10/2019 11:25:35: ScanVote Warning + [6th Congressional] choice [Doris Matsui] (10%) AMBIGUOUS
Oct 10/2019 11:25:35: ScanVote Warning + [7th Assembly] choice [Roger Dickinson] (12%) AMBIGUOUS
Oct 10/2019 11:25:35: ScanVote Warning + [Superior Court Judge] choice [Tami Bogert] (9%) AMBIGUOUS
Oct 10/2019 11:25:35: ScanVote Warning + [Prop 28] choice [No] (12%) AMBIGUOUS
Oct 10/2019 11:25:35: Ballot 1: Id=10 Cast.
```

The log will indicate when ballots with marginal marks* are detected, and for each contest and choice, the percentage of fill detected by the tabulator.

Understanding Marginal Marks

In the Democracy Suite system marginal, or ambiguous, marks are defined as marks made by a voter within a pre-defined threshold. The lower end of the threshold indicates that the mark is too faint to be considered an actual mark/vote on the ballot. The upper end of the threshold indicates that the mark made by the voter is definitively a mark or a vote. Any marks made between the defined thresholds are flagged for review during the ballot resolution process that is completed using the Adjudication application.



Ballot Scanning Machine Audit Log

Every action, event, and operation that occurs is permanently logged to the Ballot Scanning Machine's audit log. Each audit entry contains a time and date stamp. The below table reflects the most frequently logged actions:

Startup

```
09 Oct 2019 15:26:47 [Main thread] INFO : [Init] Logging service initialized, starting GApplication v 5.10.9.3
09 Oct 2019 15:26:47 [Main thread] INFO : [CF Monitor] Mounted System card data partition, device node -
/dev/sda2 to /mnt/cf0/ as ext2 file system
09 Oct 2019 15:26:47 [Main thread] INFO : [CF Monitor] Mounted Primary card, device node - /dev/sdb1 to
/mnt/cf1/ as vfat file system
09 Oct 2019 15:26:47 [Main thread] INFO : [CF Monitor] Mounted Backup card, device node - /dev/sdc1 to
/mnt/cf2/ as vfat file system
09 Oct 2019 15:26:48 [Main thread] INFO : [Init] "ThermalPrinterController Implementation" activated
09 Oct 2019 15:26:49 [Main thread] INFO : [Init] "AutomatedTests" activated
09 Oct 2019 15:26:49 [Main thread] INFO : Loading font "/opt/Qt/lib/fonts/FreeMono.ttf"
09 Oct 2019 15:26:49 [Main thread] INFO : Loading font "/opt/Qt/lib/fonts/FreeMonoBold.ttf"
09 Oct 2019 15:26:49 [Main thread] INFO : Loading font "/opt/Qt/lib/fonts/FreeMonoBoldOblique.ttf"
09 Oct 2019 15:26:49 [Main thread] INFO : Loading font "/opt/Qt/lib/fonts/FreeMonoOblique.ttf"
09 Oct 2019 15:26:50 [Main thread] INFO : Loading font "/opt/Qt/lib/fonts/FreeSans.ttf"
09 Oct 2019 15:26:50 [Main thread] INFO : Loading font "/opt/Qt/lib/fonts/FreeSansBold.ttf"
09 Oct 2019 15:26:51 [Main thread] INFO : Loading font "/opt/Qt/lib/fonts/FreeSansBoldOblique.ttf"
09 Oct 2019 15:26:51 [Main thread] INFO : Loading font "/opt/Qt/lib/fonts/FreeSansOblique.ttf"
09 Oct 2019 15:26:52 [Main thread] INFO : Loading font "/opt/Qt/lib/fonts/FreeSerif.ttf"
09 Oct 2019 15:26:52 [Main thread] INFO : Loading font "/opt/Qt/lib/fonts/FreeSerifBold.ttf"
09 Oct 2019 15:26:53 [Main thread] INFO : Loading font "/opt/Qt/lib/fonts/FreeSerifBoldItalic.ttf"
09 Oct 2019 15:26:53 [Main thread] INFO : Loading font "/opt/Qt/lib/fonts/FreeSerifItalic.ttf"
09 Oct 2019 15:26:53 [Main thread] INFO : Loading font "/opt/Qt/lib/fonts/miranda.ttf"
09 Oct 2019 15:26:53 [Main thread] INFO : Loading font "/opt/Qt/lib/fonts/panagioti.ttf"
09 Oct 2019 15:26:53 [Main thread] INFO : Loading font "/mnt/cf0/data/Fonts/HanaMinA.ttf"
09 Oct 2019 15:26:54 [Main thread] INFO : Loading font "/mnt/cf0/data/Fonts/HanaMinB.ttf"
09 Oct 2019 15:26:54 [Main thread] INFO : Loading font "/mnt/cf0/data/Fonts/KhmerOS.ttf"
09 Oct 2019 15:26:54 [Main thread] INFO : Loading font "/mnt/cf0/data/Fonts/Lohit-Telugu.ttf"
```

Upon starting the BSM tabulator, the tabulator will log each of the prerequisite files needed for functioning, including: fonts, audio, language files, and detect the loaded CF cards.

Election File integrity

```
09 Oct 2019 15:27:51 [Main thread] INFO : [Init] "Root File System SHA value:
69288573497fa06da14c51f6fc652772b393c7160bd301ff14ecc1942f89d98"
09 Oct 2019 15:27:51 [Main thread] INFO : [Init] "Root File System New SHA value:
%%%%%%%%%%%%%%%%%%%%%%%%%%%%%%%%%%%%%%%%%%%%%%%%%%%%%%%%%%%%%%%%%%%%%%%%"
09 Oct 2019 15:27:51 [Main thread] INFO : [Init] "Election Application SHA value:
e459d8c1ec89e24a480b32cd0f8cd7c78a52678a4ed2efd0b3546f27e83e97"
09 Oct 2019 15:27:51 [Main thread] INFO : [Init] "Election Application New SHA value:
%%%%%%%%%%%%%%%%%%%%%%%%%%%%%%%%%%%%%%%%%%%%%%%%%%%%%%%%%%%%%%%%%%%%%%%%"
```

Once the prerequisite files are loaded, the system will check the integrity of the security key for the election present on the Compact Flash cards.

Machine behavior settings

```
09 Oct 2019 15:33:47 [File Verifier] INFO : [Verification] Loading machine configuration to runtime settings
started
09 Oct 2019 15:33:47 [File Verifier] INFO : [Verification] Loading conditional points from alternative selectors
09 Oct 2019 15:33:47 [File Verifier] INFO : [Verification] Conditional Point Id: "{00CE40ED-430E-47DD-8EAB-
AF035A255035}" Conditional Point Info: "Cancel a remote AV session" Conditional Point Element Id:
"{ABE8CCA6-D499-4021-9F23-7BD61954DCF9}" Conditional Point Element Info: "No password on command
execution"
09 Oct 2019 15:33:47 [File Verifier] INFO : [Verification] Conditional Point Id: "{021283B6-8E1A-49C2-B272-
27F561E5F17B}" Conditional Point Info: "Unspecified" Conditional Point Element Id: "{E6A48AF9-A062-4A0D-
8457-9483176B1485}" Conditional Point Element Info: "Disable"
09 Oct 2019 15:33:47 [File Verifier] INFO : [Verification] Conditional Point Id: "{02C70E1E-98EA-4805-9982-
B2B53367F16E}" Conditional Point Info: "Mark a ballot according to selections received from a remote AV
session" Conditional Point Element Id: "{ABE8CCA6-D499-4021-9F23-7BD61954DCF9}" Conditional Point
Element Info: "No password on command execution"
09 Oct 2019 15:33:47 [File Verifier] INFO : [Verification] Conditional Point Id: "{02EB0585-FAD3-48AB-059E-
6ABABFFF9D7B}" Conditional Point Info: "Verification Station Mode of Operation" Conditional Point Element
Id: "{5361FE8A-CCC2-47AD-AF73-AC6A592CAAD3}" Conditional Point Element Info: "Verify and Cast"
09 Oct 2019 15:33:47 [File Verifier] INFO : [Verification] Conditional Point Id: "{0372AFC7-E459-4448-9EC6-
6285CB40BD47}" Conditional Point Info: "Authorized security token detected" Conditional Point Element Id:
"{0C463BC3-F233-4697-99F0-26767C536F87}" Conditional Point Element Info: "Verify authorized token"
09 Oct 2019 15:33:47 [File Verifier] INFO : [Verification] Conditional Point Id: "{0372D556-EC1F-42E0-A80E-
82A510A68EF7}" Conditional Point Info: "Polish" Conditional Point Element Id: "{E6A48AF9-A062-4A0D-8457-
9483176B1485}" Conditional Point Element Info: "Disable"
09 Oct 2019 15:33:47 [File Verifier] INFO : [Verification] Conditional Point Id: "{05761A17-191B-4976-A45F-
C5E4A786F1CD}" Conditional Point Info: "Show combinations for RCV contests on the Reports for QA
purpose" Conditional Point Element Id: "{4EA2F790-6CA7-4FFF-A896-4DEEE6A16AD0}" Conditional Point
Element Info: "Hide on the Reports"
09 Oct 2019 15:33:47 [File Verifier] INFO : [Verification] Conditional Point Id: "{05EDFDA7-7AC9-462C-93FE-
F23566AD3CF7}" Conditional Point Info: "Khmer" Conditional Point Element Id: "{E6A48AF9-A062-4A0D-8457-
9483176B1485}" Conditional Point Element Info: "Disable"
```

The system will then load and log each of the machine behavior settings, including: warnings that should be presented to voters for ballot exceptions, settings for starting accessible sessions, and functions available for pollworkers.

Ballot scanned/tabulated

```
09 Oct 2019 15:52:51 [CentralManager] INFO : [Voting] A ballot has been inserted into the unit.
09 Oct 2019 15:52:52 [ScannerThread] WARN : [Scanner] CIS might be dirty. Haze counters: top= 26 ,
bottom= 0
09 Oct 2019 15:52:52 [ImageProcessing] INFO : [Pixel Count] Cropping started.
09 Oct 2019 15:52:52 [ImageProcessing] INFO : [Pixel Count] Cropping finished.
09 Oct 2019 15:52:52 [ImageProcessing] INFO : [Pixel Count] Start Marker detected.
09 Oct 2019 15:52:52 [ImageProcessing] INFO : [Pixel Count] Side Marker detected.
09 Oct 2019 15:52:52 [ImageProcessing] INFO : [Pixel Count] End Marker detected.
09 Oct 2019 15:52:52 [ImageProcessing] INFO : [Pixel Count] Determining ballot ID started.
09 Oct 2019 15:52:52 [ImageProcessing] INFO : [Pixel Count] Ballot ID successfully determined
09 Oct 2019 15:52:53 [ImageProcessing] INFO : [Pixel Count] Write-in has voting box
09 Oct 2019 15:52:53 [ImageProcessing] INFO : [Pixel Count] Votes determined successfully, top side (ballot
front page)
09 Oct 2019 15:52:53 [ImageProcessing] INFO : [Pixel Count] Processing bottom side starts.
09 Oct 2019 15:52:53 [ImageProcessing] INFO : [Pixel Count] Start Marker detected.
09 Oct 2019 15:52:53 [ImageProcessing] INFO : [Pixel Count] Side Marker detected.
09 Oct 2019 15:52:53 [ImageProcessing] INFO : [Pixel Count] End Marker detected.
09 Oct 2019 15:52:53 [ImageProcessing] INFO : [Pixel Count] Write-in has voting box
09 Oct 2019 15:52:53 [ImageProcessing] INFO : [Pixel Count] Votes determined successfully, bottom side
(ballot back page)
09 Oct 2019 15:52:53 [ImageProcessing] INFO : [Pixel Count] Ballot scanned successfully.
09 Oct 2019 15:52:53 [VotingRules] INFO : [Voting Rules] Applying voting rules started
09 Oct 2019 15:52:53 [VotingRules] INFO : [Voting Rules] Applying voting rules finished
09 Oct 2019 15:52:57 [CentralManager] INFO : [Voting] Invoking ballot review for the current ballot.
09 Oct 2019 15:53:02 [CentralManager] INFO : [Voting] The user decided to cast the ballot.
09 Oct 2019 15:53:02 [Results] INFO : [File Access] Writing to file: "/mnt/cf1/machinecontext_1_201.xml"
09 Oct 2019 15:53:02 [Results] INFO : [File Access] Writing to file: "/mnt/cf2/machinecontext_1_201.xml"
09 Oct 2019 15:53:02 [Results] INFO : [Results] Ballot saved successfully
09 Oct 2019 15:53:03 [ScannerThread] INFO : [Scanner] Ballot cast
09 Oct 2019 15:53:03 [CentralManager] INFO : [Voting] Ballot successfully cast and dropped into ballot box
09 Oct 2019 15:53:03 [CentralManager] INFO : [Voting] The end of the current session. The system is ready to
accept a new ballot.
```

The system will log when each ballot is accepted.

Machine warnings

```
09 Oct 2019 15:58:42 [CentralManager] INFO : [Voting] A ballot has been inserted into the unit.
09 Oct 2019 15:58:43 [ScannerThread] WARN : [Scanner] CIS might be dirty. Haze counters: top= 130 .
bottom= 0
```

The system will log any errors indicating the tabulator may need maintenance. In the example above, the log is indicating that the CIS (contact image sensors) may be dirty.

Polls Closed

```
09 Oct 2019 16:37:42 [Main thread] INFO : [Login] The administrator has accepted the error condition
09 Oct 2019 16:37:45 [Main thread] INFO : [Menu] The action menu selected: "Close Poll"
09 Oct 2019 16:37:48 [Main thread] INFO : [Menu] The option selected: "Change" on the menu component
using the "SettingsAlteration" strategy
09 Oct 2019 16:37:48 [Main thread] INFO : [Machine Settings] The selected alternative for the alternative
selector "Results Tape Alternative Selector" is: "Don't Print"
09 Oct 2019 16:37:49 [Main thread] INFO : [Menu] The option selected: "Close" on the menu component
using the "CommandExecution" strategy
09 Oct 2019 16:37:54 [Main thread] INFO : [Dialog] A user has accepted a command execution.
09 Oct 2019 16:37:55 [Main thread] INFO : [Counters] Number of tabulated files: 8
09 Oct 2019 16:37:55 [Main thread] INFO : [Counters] Number of raw files: 30
09 Oct 2019 16:37:55 [Main thread] INFO : [Counters] Number of images: 30
09 Oct 2019 16:37:55 [Main thread] INFO : [Counters] Number of write-in images: 0
09 Oct 2019 16:37:55 [Main thread] INFO : [Counters] Total number of voters (regular and provisional): 30
09 Oct 2019 16:37:55 [Main thread] INFO : [Counters] Number of voters: 30
09 Oct 2019 16:37:55 [Main thread] INFO : [Counters] Total number of ballots (regular and provisional): 30
09 Oct 2019 16:37:55 [Main thread] INFO : [Counters] Number of ballots cast: 30
09 Oct 2019 16:37:55 [Main thread] INFO : [Counters] Number of ballot ids (cards) cast: 30
09 Oct 2019 16:37:55 [Main thread] INFO : [Counters] Number of regular ballots cast: 30
09 Oct 2019 16:37:55 [Main thread] INFO : [Counters] Number of electronic ballots cast: 0
09 Oct 2019 16:37:55 [Main thread] INFO : [Counters] Number of diverted ballots: 4
09 Oct 2019 16:37:55 [Main thread] INFO : [Counters] Number of ballots with valid write-in cast: 4
09 Oct 2019 16:37:55 [Main thread] INFO : [Counters] Number of ballots with write-in cast (can contain ballots
with write-ins in overvoted contests): 4
09 Oct 2019 16:37:55 [Main thread] INFO : [Counters] Number of misread ballots cast: 0
09 Oct 2019 16:37:55 [Main thread] INFO : [Counters] Number of invalid ballots cast: 0
09 Oct 2019 16:37:55 [Main thread] INFO : [Counters] Number of fraud ballots cast: 0
09 Oct 2019 16:37:55 [Main thread] INFO : [Counters] Number of misread ballots (cast and return): 0
09 Oct 2019 16:37:55 [Main thread] INFO : [Counters] Number of invalid ballots (cast and return): 0
09 Oct 2019 16:37:55 [Main thread] INFO : [Counters] Number of fraud ballots (cast and return): 0
09 Oct 2019 16:37:55 [Main thread] INFO : [Counters] Total number of valid write-ins cast (regular and
provisional): 10
09 Oct 2019 16:37:55 [Main thread] INFO : [Counters] Number of valid write-ins cast: 10
09 Oct 2019 16:37:55 [Main thread] INFO : [Counters] Number of ballots scanned: 30
09 Oct 2019 16:37:55 [Main thread] INFO : [Counters] Number of ballots processed through AVS: 0
09 Oct 2019 16:37:55 [Main thread] INFO : [Counters] Number of AV sessions: 0
09 Oct 2019 16:37:55 [Main thread] INFO : [Counters] Number of jammed ballots: 0
```

The log will indicate when the Pollworker selects the **Close Poll** option, and ultimately closes the poll. The number of tabulated ballots, voters, write-ins, jammed ballots, and other information about the ballots tabulated is presented in the log.

AFFIDAVIT OF JOVAN HUTTON PULITZER

Regarding pattern recognition analysis of mailed election ballots and access to electronically stored or paper ballots for analysis.

Dated: December 9, 2020

Austin, Texas

STATE OF TEXAS

COUNTY OF TRAVIS

Before me, the undersigned notary, on this day personally appeared Jovan Hutton Pulitzer the affiant, a person whose identity is known to me. After I administered an oath, affiant testified as follows:

1. My name is Jovan Hutton Pulitzer. I do hereby swear under penalty of perjury that the facts stated in this Affidavit are within my personal knowledge and are true and correct.

2. Am over the age of 18 years, of sound mind, and a resident of the City of Austin, Texas. I make this affidavit based upon my personal knowledge and if called upon to testify as to the contents of this Affidavit, I am legally competent to testify to the contents of the Affidavit in a court of law.

3. From an academic and education standpoint, as the result of winning the 2001 Smithsonian Laureate Medal for “Most Likely to Change Society” large portions of my overall body of work is used as business and technology case studies in over in 140 Universities and Museums, such as Brown University, University of California at Berkeley, Duke University, University of Michigan, Yale University, Princeton University, Harvard University, Yale University and Helsinki University of Technology, the Imperial College of Science, Technology and Medicine, The Royal Society and University of Cambridge (Whipple

Collection). I have held employment positions in the following companies and over the following years- Board Member, The Gold Institute of International Strategy, Washington, DC, Board Member, Founder and Inventor at Tesla Laboratories since 2004 (aka FLIP.Ventures), Co-Founder, Inventor, Past President, Reliant Immune Diagnostics (Austin, Texas - consumer-driven health platform that provides testing, diagnosing, and monitoring solutions, accomplished with a suite of diagnostic tests, AI / Machine Learning-driven diagnostic tools, and personal health data tracking) since 2015, VNU-EngageLIVE, Founder, Chairman, Inventor – A proprietary, multi-patented LIVE engagement Platforms. VNU operates LIVE engagement platforms for all LIVE Venues, Stadiums, Conference centers, eSports, Stadiums, Arenas, and Concerts. Bringing Actionable Analytics and Patented Nanolytics™ to all LIVE events globally since 2013. Inventor – United States Patent and Trademark Office, as independent technology inventor in the areas of broadcasting, media, marketing, data base, analytics, data acquisition, medical systems, immune diagnostics, computer vision, machine learning, artificial intelligence, security systems, cyber security, tracking technologies and UID systems since 1991.

4. I am a document pattern recognition expert. Using technology that I have developed I am able to recognize patterns in documents which disclose critical information concerning the document. Based on my expertise, I can recognize in a

document whether or not the document has been folded or bent -- for instance, and if the document has been folded and placed in the United States mail. I can also recognize the type of paper used in paper documents. I can also recognize the type of ink that is used to make patterns in the document and whether the ink is commercial or ink used in personal marking devices or pens and pencils.

5. Using electronically scanned documents and the technology which I have developed, I can easily identify documents which have not been placed in the mail and I can easily identify pattern recognition on the document to identify how the document was marked and whether the marking on the document is consistent with commercial markings by a commercial printing device or by individual personal markings by private individuals, or voters. The technology which I have developed will identify documents, including voting ballots, which have been printed by commercial printing companies and distinguish those voting ballots from ballots which have been marked by individual voters. The patterns on the documents will clearly indicate and identified those voting ballots which were preprinted from those voting ballots that were marked by individual voters to express their voting intent.

6. I am the creator of the platform of Scan Commerce, Scan Connect and Scan Transact. My original CRQ (See Our Cue) technology is colloquially known and referred to as Q Code, QCodes and such platform was part of a patent portfolio

of over 120 patents which I obtained on that innovation. I have several hundred patents domestically and patents in 189 countries globally. My “*Scan-To-Connect*” “*Scan Commerce.*” Patents are now licensed to all global mobile device manufactures who have more than 12 billion devices utilizing this vast patent portfolio. This particular patent portfolio of mine has been Pulitzer’s patents have been licensed to more than 400 companies, ranging from early-stage firms to Fortune 100 Industry Leaders such as Apple, eBay, IBM, AOL, Cisco, Google, Walgreen Co, TiVo Brocade Communications Systems, Inc.; Crate & Barrel Holdings, Inc.; F5 Networks, Inc.; Quick Logic Corporation; Rackspace Hosting, Inc.; Taiwan Semiconductor Manufacturing Company, Ltd.; Zynga Inc., Advanced Micro Devices, Inc., Avaya Inc., Ericsson AB, MobiTV, Inc., Nikon Corporation, Pioneer Corporation, NEC Corporation, Hitachi, Ltd., Novell, Inc.; Leap Wireless International Inc.; Barnes & Noble, Inc., Broadcom Corporation, Qualcomm Incorporated, Intel Corporation, Sony Corporation, HTC Corporation, LG Electronics Inc., Nokia Corporation, Samsung Electronics Co., Ltd., Best Buy Co, Inc., Fujitsu Limited, Intuit Inc., and Juniper Networks, Inc. I am an expert in development of, use of, printing of and tracking of Q Codes and the forensic analysis, utilizing technology systems deploying cameras, computer vision, machine learning and artificial intelligence and this also includes the visual and automated inspection of printed materials on paper substrate at the nano or microscopic level.

7. As explained in Exhibit 1 attached to this Affidavit, all mail-in and absentee voting ballots (and any other ballots that were placed in the mail) should have kinetic markers as a result of being handled and folded many times in the process of mailing prior to voting. As a result, a valid mailed ballot will have kinetic markers. Absentee and mail-in ballots which were fraudulently manufactured and not mailed to the voter would be devoid of these markers. An electronic examination of the ballot will determine whether these kinetic markers exist from which the determination can be made that the ballots were actually mailed and went through the United States mail service, or not.

8. As explained in Exhibit 1 attached to this Affidavit, a voting ballot that has not been mailed and not processed through the mail system will be pristine. It will not show the kinetic markers because the ballot was never folded in order to be mailed. Thus, these pristine type ballots can be easily identified using the technology that I have developed so that it can be determined that these pristine ballots were fraudulently, or incorrectly, counted in the total vote tally for an election.

9. As explained in Exhibit 1 attached to this Affidavit, a process called Thin-Layer Chromatography to Determine Inferential Statistical Analysis can be used to determine whether the markings on an absentee or mail-in ballot were filled in with a pen by human hand or by a machine. Once again, an electronic or physical examination of the ballot is needed to conduct this analysis. The result of this

analysis will lead to the determination of whether or not the ballot was completed by a human hand or by a machine and will identify those ballots which are fraudulent because they were created by a machine. Pattern recognition using the technology that I have developed will identify ballots which have been marked by a machine instead of being marked by a voter.

10. As explained in Exhibit 1 attached to this Affidavit, I describe near duplicate image detection. Persons casting numerous ballots fraudulently will often do so by copying one ballot several times. On page 3 of Exhibit 1, I detail how an analysis can be done of several ballots to determine whether the ballots are simply copies of one another voting for the same candidate.

11. As explained in Exhibit 1 attached to this Affidavit, I detail the use of QR-Codes on ballots and mailed envelopes containing ballots and how those codes can be used in detecting fraud. The ballots and envelopes used in absentee and mail-in elections often use a square scanner detection code known as a “Q Code.” Pages 4-12 detail (i) how the Q code is recorded into a machine during an election, (ii) the possible audit trails left when a Q code is used and (iii) how to audit the Q code.

12. Attached as Exhibit 2 to this Affidavit is an analysis, I prepared of how to detect whether ovals on a ballot were filled in by a human by pen or filled in by a machine or copied.

13. I am the inventor of many patents which have been issued by the United States Patent and Trademark Office. Attached as Exhibit 3 to this Affidavit is a list of patent searches from Justia Patents Search of which I am the inventor.

14. Attached as Exhibit 4 to this Affidavit is a list of 119 patents that I have been issued by the United States Patent and Trademark Office regarding the technology which I am describing in this Affidavit.

15. Attached as Exhibit 5 to this Affidavit is a description of my patents and technology that is currently under license and being used in over 11 billion mobile devices.

16. Attached as Exhibit 6 to this Affidavit is a description of institutions that are using my patents and technology.

17. Attached as Exhibit 7 to this Affidavit is a description of awards that I have received based upon my technological inventions.

18. Attached as Exhibit 8 to this Affidavit is a PowerPoint of a presentation I recently gave to the International Intellectual Property Law Association.

19. Attached as Exhibit 9 to this Affidavit is the first page of patents issued to me as the inventor by the United States Patent and Trademark Office.

20. Attached as Exhibit 10 to this Affidavit is the first page of the newest patents issued to me as the inventor by the United States Patent and Trademark Office.

21. Attached as Exhibit 11 to this Affidavit is the first page of the patents with me as the inventor that I have pending with the United States Patent and Trademark Office.

22. Attached as Exhibit 12 to this Affidavit is a description of Kinematic Artifact Detection Utilizing Digital Copies/Scans of Original Documents.

23. Attached as Exhibit 13 to this Affidavit are screenshots of a video I created showing Kinematic Artifact Detection Utilizing Digital Copies/Scans of Original Documents.

24. Based upon my background and experience, the patents which I have invented, the technology which I have invented, and the information which is attached to this Affidavit, if I am given the opportunity, I can detect voting ballots that are fraudulent and were not cast by a voter. I can detect fraudulent ballots using the methods and means described in this Affidavit and Exhibits attached to this Affidavit. If ballots were counted which were printed by a machine as opposed to completed by a voter, using the methods and means that I have described in this Affidavit, I will be able to detect that the ballot is fraudulent and illegal and should not be included in the count for the particular candidate because it was not the vote of a voter but rather a machine generated, copied and duplicated ballot.

25. Using the methods and means that I have described herein and my experience and background, I can assist a court, legislature or other interested

persons in identifying voting ballots that are fraudulent and illegal and can also identify and quantify for the court, legislature or other interested persons which candidates received votes (and how many votes) from the fraudulent and illegal ballots.

26. To accomplish the identification of fraudulent and illegal ballots that were used in any election, I will need electronic copies of the ballots or, alternatively, paper copies of the ballots that can be electronically scanned. I will also need electronically scanned, or printed, sample ballots from the election jurisdictions that will be analyzed and reviewed. Once I receive the electronically scanned ballots and sample ballots I can very quickly and with expediency electronically examine the ballots to determine illegal or fraudulent activity based upon the methods and means that I have described in this Affidavit and the Exhibits to this Affidavit.

27. The patterns and markings on the ballots will tell me and any court, legislature or other interested person who is interested to know whether or not the ballot is legitimate and was completed by a voter as opposed to being manufactured and marked by a machine.

28. All that I will need in order to conduct my analysis and examination of voting ballots is a digitally scanned image of the ballot with metadata intact, preferably with high resolution at a minimum of 300 dpi in a PDF, jpeg, or tiff formatted image. If election officials do not have or unable to produce electronic

images, the paper ballots can be scanned although that will take a longer period of time to complete. If I am given the electronically scanned images of the ballots as requested in this Affidavit, I can electronically forensically examine the electronically scanned images (ballots) at the rate of between 2,000 and 80,000 per hour (at projected minimums) and can generate a report for a court, legislature or other interested persons, if requested.

29. Based upon my review of the operating manuals and technical specifications publicly available for voting equipment used in the United States, almost all of the voting equipment companies electronically scan ballots in order to initiate the process of transferring the voters' intent into the mechanical process for vote tabulation for particular candidates. Therefore, based upon my review of the specifications, election officials can easily access the electronic ballots that were used to tally votes for absentee and mail-in ballots.

30. I have at my disposal sufficient certified electronically stored information and data collection vendors available to immediately travel to the location where the election officials maintain the electronically stored ballots in order to download the electronically stored ballots to servers that the electronic collection vendors will provide at their cost. The collection can be accomplished within hours of my vendors being given access to the electronically stored electronic ballots. If for any reason the electronically stored electronic ballots cannot, or will

not, be made available, I have vendors who can expeditiously electronically scan the paper ballots that were used to tally the votes in elections based upon absentee and mail-in voting. In that case, all that I need is access to the absentee and mail-in paper ballots at the location where the election officials maintain the paper ballots.

32. I am willing to expeditiously engage in the forensic examination of mail-in and absentee ballots if given the opportunity to do so and will provide a report to a court, legislature or other interested persons, if requested.

33. The process which I have described herein will most expeditiously and correctly identify fraudulent and illegal ballots that were counted for various candidates for various positions in the various jurisdictional elections that recently occurred in the United States and will give all parties, courts, legislatures and other interested persons verifiable evidence of which ballots are legal ballots and which ballots are illegal or fraudulent ballots and allow the appropriate officials to eliminate from the vote tally the illegal and fraudulent ballots that hereto for had been counted in order to determine a winner for the various positions in the various selections.


34. I pray that I be given the opportunity to assist the various courts, legislatures and interested persons who are interested in identifying illegal or fraudulently counted absentee and mail-in ballots.

Further, Affiant, saith not.



Jovan Hutton Pulitzer

SWORN to and SUBSCRIBED before me by Jovan Hutton Pulitzer on
this 9th day of December 2020.



Notary Public in and for
the State of Texas



AFFIDAVIT OF JOVAN HUTTON PULTZER

Regarding pattern recognition analysis of mailed election ballots and access to electronically stored or paper ballots for analysis.

EXHIBIT 1

Non-Processed Pristine Ballot

Devoid of Kinematic Artifacts

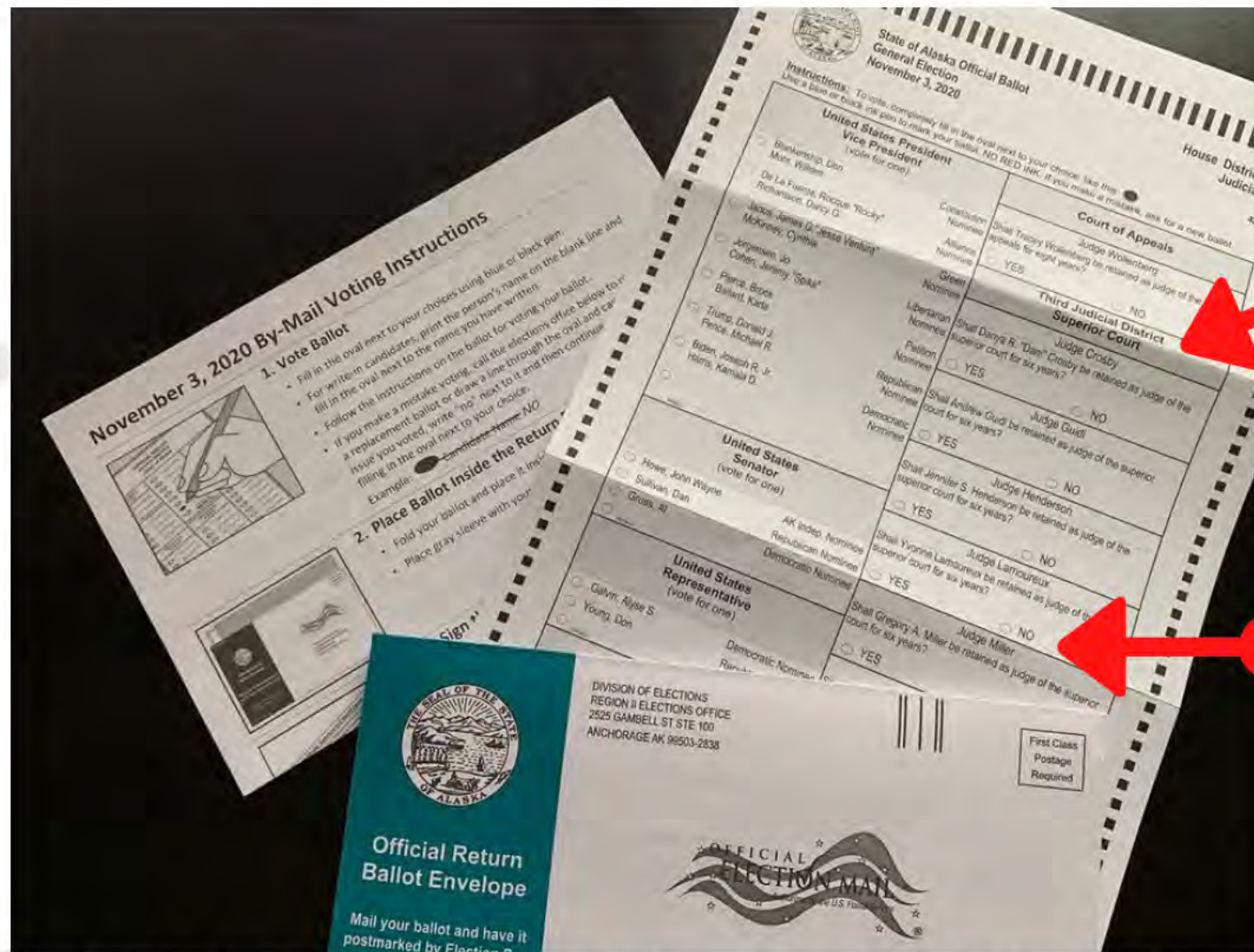
Quickly duplicated ballots of a nefarious nature should be devoid of kinematic artifacts or markers.

All mail in ballots should exclusively show the visual and forensic signs of markers created as a result of being dominated by the kinematics of the folding.

The "Bayesian Probability" applied to this visual evidence of ballots being Devoid of Kinematic Artifacts" is one defined as "***said ballot was only recently printed and fed "en masse" into voting systems and was not mailed out to a potential voter, nor was the ballot completed by a potential voter and mailed back in according to established voting procedures***".

NOTE: Ballots even mailed once (to potential voters) would have a 100% forensic trace of Kinematic Artifacts.

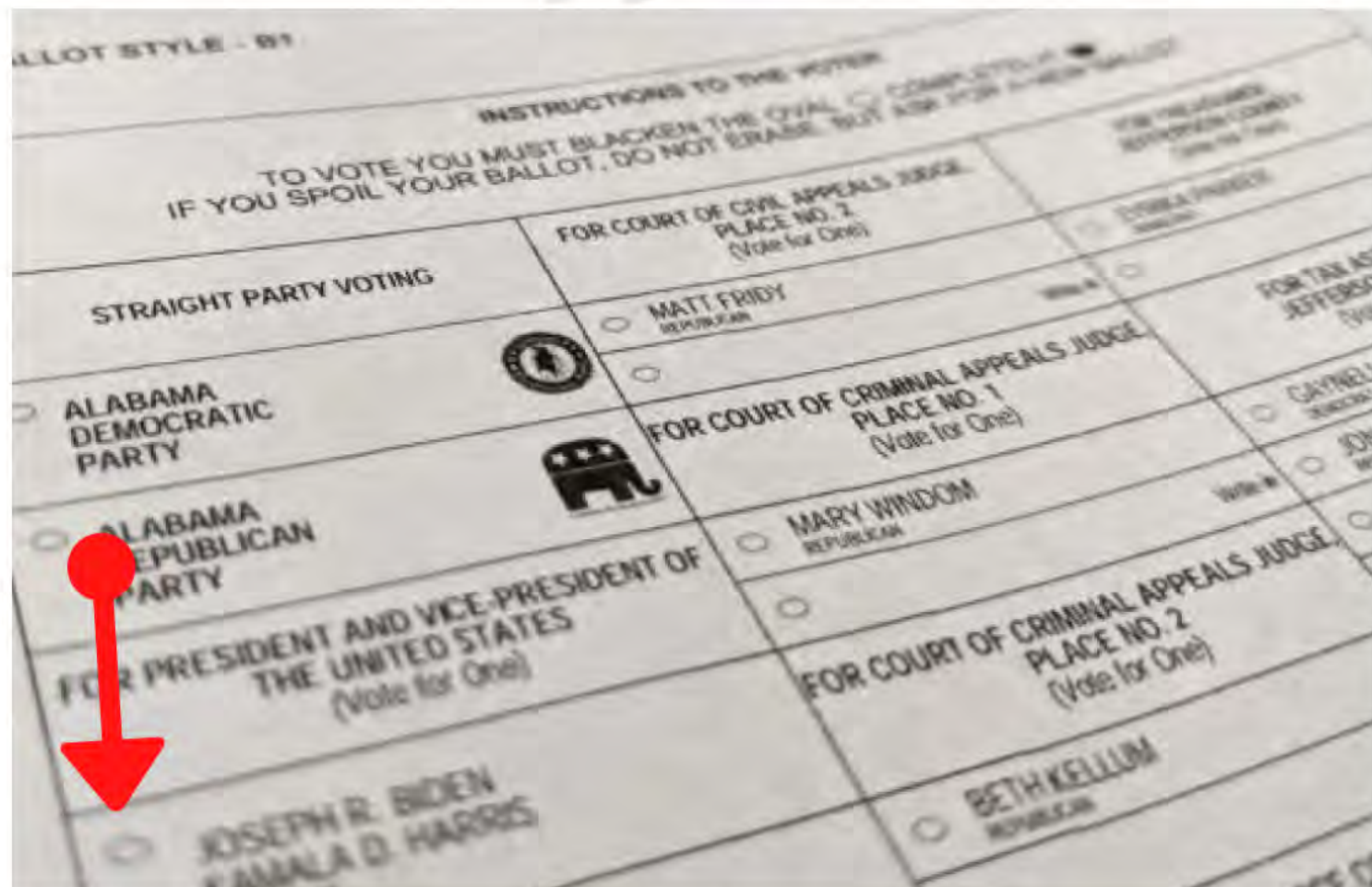
Bayesian probability is an interpretation of the concept of probability, in which, instead of frequency or propensity of some phenomenon, probability is interpreted as reasonable expectation representing a state of knowledge or as quantification of a personal belief. Bayesian probability is an interpretation of the concept of probability, in which, instead of frequency or propensity of some phenomenon, probability is interpreted as reasonable expectation representing a state of knowledge or as quantification of a personal belief.



Thin-Layer Chromatography to Determine Inferential Statistical Analysis

Devoid of significant TIC variances

Both Thin-Layer Chromatography and Capillary Electrophoresis can determine IF any mail in ballot was filled in by human hand and with the use of a random writing instrument.



NOTE: If a ballot is to represent one individual registered voters legal vote (specifically from a mail-in ballot perspective) then each ballot would be subject to the random nature of two indisputable facts:

- the individual completing the ballot has a distinct handwriting style and rhythm and such would be evident in the marking of the ballot by hand, and;
- most of the ballots, however, voters are instructed to "use only a pencil or ink pen (black or blue) to mark your ballot."

A statically probability can be determined on the basis of a ballot being filled in by hand, or was the ballot "machined completed". The following are the TIC variances which would be present IF the ballots were complete by a random selection of voters at home:

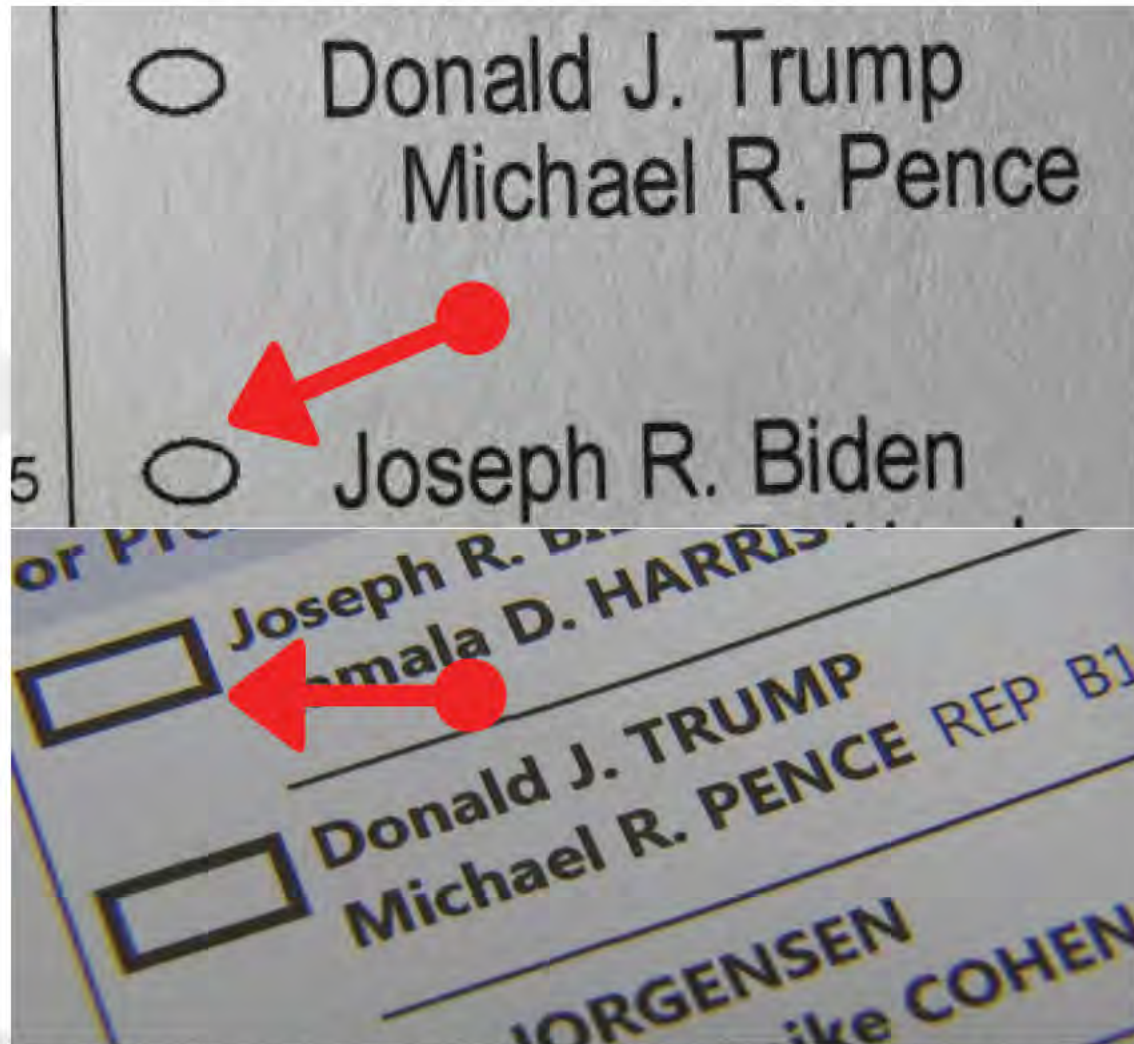
The relevance of being devoid of TIC variances: Sampling of any number of ballots (mail-in) submitted should have present characteristics of "random article of commerce" distribution and market share patterns. On other words, forensically the writing instrument used can be determined and that use of that instrument use should directly equate the manufacturers market share for a particular market. Conversely, IF a mechanical or systematically organized method of nefarious completion of ballots will reveal itself in the chemical patterns of the ballots.

Examples being **(i)** if machine printed single run, the INK DOT will match the ink formulation used for ballot, or; **(ii)** if double run print the ink dot would be of a different ink BUT occur in succession or in propensity of the same "second ink" on the following ballots or majority of ballots, and finally; **(iii)** if traditional ball point pens were used to manufacture ballots then two patterns would emerge based on the following market fact: **"Companies such as Bic, Pilot and Paper Mate keep their exact ink formulas well-guarded, but almost all ballpoint pen inks consist of one or more color pigments or dyes dissolved or suspended in a solvent" thus the chemical signature will show a systematic use of one type of pen in bulk OR, display a systematic swapping of pens in a measureable pattern of rotation.**

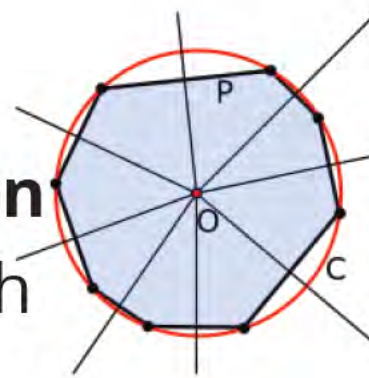
Near-Duplicate Image Detection

Devoid of Random Fill,
Form and Artifacts

Machine duplicated ballots (printed with votes or subjected to systematic nefarious efforts) would be subject to fraud detection based on what is considered "near-duplicated image analysis"



SAMPLE: this image is a sample of a "mechanical completion" of a vote. If votes were mechanically inserted they would display a propensity for **(i) common placement** and **(ii) equidistant characteristics** - which are two different detection techniques).

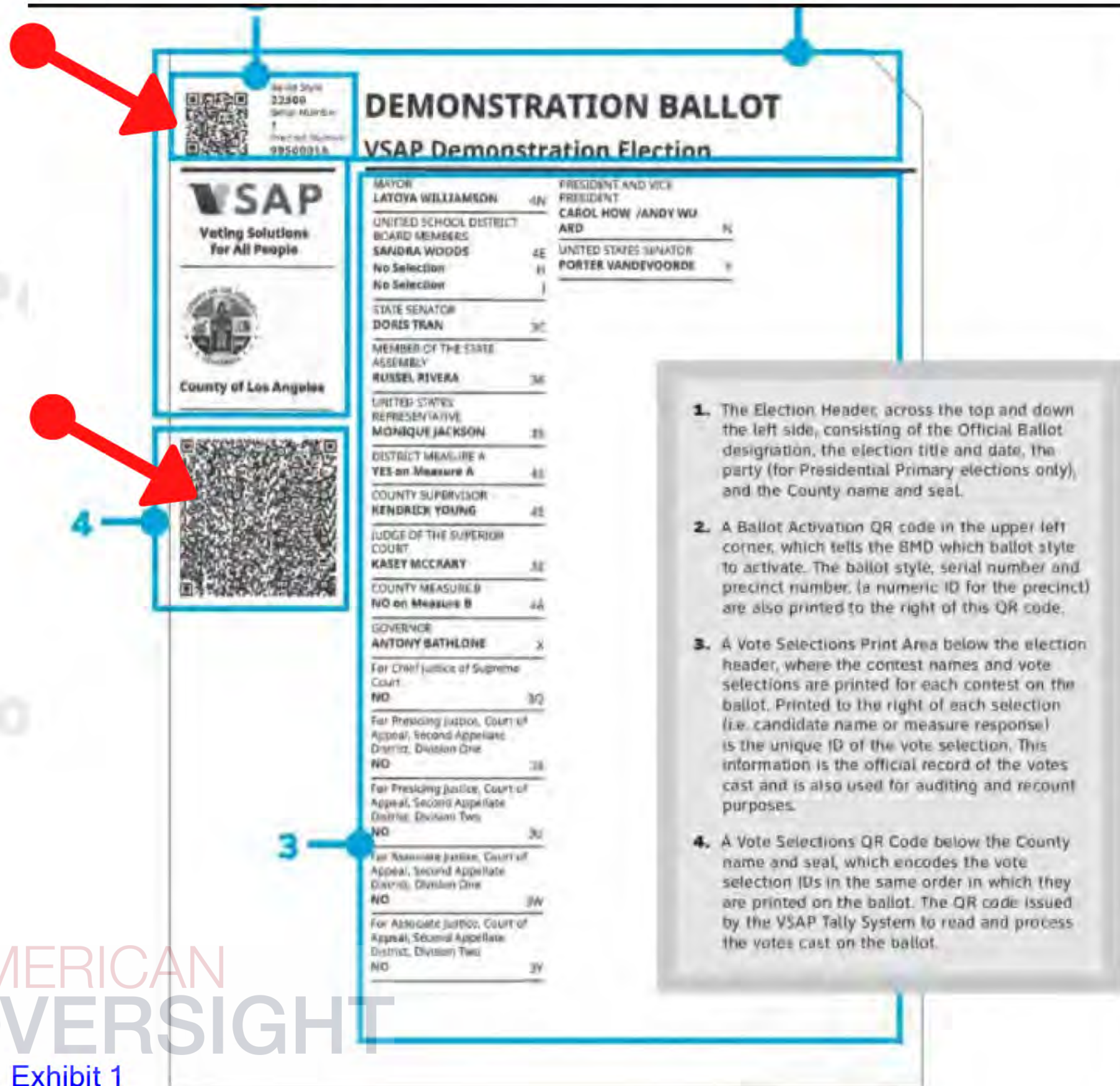


Near-Duplicate Image Detection would catch possibly the same nefarious activities my mechanized means of that which Thin-Layer Chromatography and Capillary Electrophoresis would expose, but can be done on a faster basis en masse.

NOTE: If an individual could handle a ballot and mark it individually, I estimate a **20 second process per ballot** (which with human variances for attention would actually extend the time) thus with **800,000 ballots it would take 9.2592593 continuous DAYS** to complete (formula is number of ballots x 20 seconds each). If this was done on any scale for any voting area it would have to of had been mechanized in order to pull off and keep "safe from exposure". Considering a 6 hour window if such things were created "after seeing votes come in" if it was a human manual effort this would of have taken **222.22 hours or 180 ballots completed by person per hour**. Considering a 6 hour window, this effort in human terms would take 93 people per 100k ballots - thus leaning towards mechanization to achieve.

QR-Code Fraud Detection - BDM Irregularities

Repetition and Frequency Fraud Detection - Dominion ImageCast



Voting systems which utilized QCodes as the encoding mechanism have build in tracking systems. These identifiers begin tagged to the consisting of the:

- Official Ballot designation, the election title and date the party and the County name and seal, and;
- The ballot style, precinct number, and serial number (a numeric ID for the precinct), and;
- The Measured Response Identifier (who is being voted for), and;
- Encoding which identifies the voters selection IDs in the same order in which they are printed on the ballot, and;
- The QR code is used by the various tally systems to read and process the votes cast on the ballot

These codes can be used to detect voter fraud and election fraud in several ways:

QR-Code Fraud Detection - BDM Irregularities

Possible Irregularities and How To Identify Them

- **VERY IMPORTANT: As soon as printed ballots are delivered, conduct routine logic and accuracy testing on all ballot styles. This logic and accuracy test MUST be completed prior to mailing or issuing any ballots to voters.(most fail to run this check and in this case it was surely missed since so many were sent so far in advance - meaning they CANNOT and DID NOT CERTIFY they worked - this is auditable on server side and SHOULD allow access to the servers to VERIFY this PROTECTION STEP! KEY**
- Did the mail-in ballot have a CASS certification (postal barcode)? Showing it was actually mailed and received? (need envelope)
- Did the envelope Q Code match the Voting Ballot Q Code?
- **Was there repetition of the code in the system?**
 - Repetition of codes could denote "copied ballot" meaning copied on a copy machine and inserted into the system numerous times
 - Currently the various voting systems do NOT account for "duplicate codes" NOTE - all codes issued correspond to HOW and WHERE the voter votes. This makes the original unique code a NEW CODE by default. Showing as a VOTE and WHO they voted for (remember the original code reflects NO vote, since the ballot is supposedly blank at the onset
- Repetition of the code can also be identified by the following:
 - Format frequency meaning a particular "selection of candidate format". Humans are inherently lazy thus if nefarious votes were human cast, they would tend to NOT vote anything other than PRESIDENT. Thus the "selection of candidates becomes a subsequent "readable pattern" in the system. This means, the default pattern, when repeated in propensity, becomes an "identifying code itself". This statistic, compared to a "global compare" (the comparison of all ballots cast) and "party compare" (the comparison of all ballots compared within a party set) further creates a comparable pattern. This can be applied local, state and nationwide. The "format frequency" can reveal the election fraud

Potential Ballot Fraud Detection prepared By Jovan Hunter Pulitzer

CONTINUED

Possible Irregularities and How To Identify Them

- Did the codes issued and mailed, report back in greater than the system allocated for?
- Did the "frequency pattern" coincide with particular "Control Teams" or "Vote handlers"?
- Did the voters name on the outgoing voting envelope match the voters name on the submitted ballot?
- Another "often forgot" but auditable trail is the following "Election Commission" required step: "It is important to track the number of envelopes printed each day and balance that number to the number of voter records flagged in the voter file that were issued mail ballots on each day. Print a master listing of voter names issued absentee ballots as a part of your audit trail for each election. Each day that envelopes are printed, a master listing of voter names should also be printed and balanced to the number of envelopes printed, inserted, and delivered to the post office every day. This audit trail will also provide the necessary tool for your use in tracking and verifying your printed ballot inventory.
- Q Codes CAN show party affiliation IF the area selected to do so? IF such designate was opted for run the "voters who voted and their affiliation (global set) compared to Voters whos votes show different than party affiliation and show the "overall variances" this means if there was a trend for "x" to vote different party this time round but that "x" in certain areas shows itself as "xx or xxx" (local, state or national) then there is a distinct probability the systems are reading the "party affiliated designation) and changing votes "in system)
- Each ballot is coded for "return postage" and although individuals can manually delivery the ballots to a designated return area, during this time of COVID19 more should of have been returned by mail. The returning of ballots by mail (as normally conducted) can reveal a pattern of nefarious activities. This is audited by comparing the total number of mail in ballots mailed and the "pre-paid" returned back in account. Large discrepancies can point to fraud

Potential Ballot Fraud Detection prepared by Jovan Hutton Pulitzer

CONTINUED

Possible Irregularities and How To Identify Them

- To search for "ballot irregularities" one should audit "mail in ballots received and counted" against those mailed, but numeric checked against the following audit factors at the elections office counts and logs the number of:
 - ballots returned by the Post Office
 - ballots received over the counter
 - ballots received from drop sites, if applicable
 - ballots forwarded to other counties
 - ballots returned undeliverable
- DATA ENTRY PROCESS - the following is the standard law regarding the mail in ballots. ""Data Entry of Returned Ballot Envelopes:
 - For all ballots that fall into the category of "signature and address match", the envelope is recorded as "returned" and data entry is completed. The number of envelopes in this category is recorded on a data entry log on a daily basis.
 - This number should balance to the number of envelopes stored and flagged as "ready to open and process"
 - IF there is a significant influx of ballots which did not get logged in at the USPO level, then this would be a significant indicator that such ballots circumvented the USPO logging process and came into the back door nefariously.
 - NOTE: at all drop off locations LOGGING in is required. If nefariously rushed into the system, the log in process would of have been skipped and they would go directly to the 'voting system" processing thus leaving a discrepancy trail

READING THE CODED INFORMATION

Q Codes - if deployed leave an audit trail. Codes, when read, show the following data signatures:

CAN THE QR CODE BE AUDITED?

The QR code is a widely used, open format for encoding data in a resilient two-dimensional barcode. Because it is an open format, there are numerous applications, many of them free, that are publicly available for scanning and decoding a QR code, so that the contents may be read¹. A voter could, therefore, use any QR code reader to decode the Vote Selections QR code on their ballot and verify that the selections encoded in the QR code are identical to the selections printed on the ballot.

As an example, when the Vote Selections QR code printed on the ballot shown in Figure 1 is scanned by a QR code reader, the following data will appear:

```
VER:A.SEL:4N/4E/H/J/3C/3K/35/4S/45/3Z/4A/X/3Q/3S/3U/3W/3Y/N/Y.  
BMD:0000046.SIG:4R57D5C44QKEJRS3OBF33PL0Z6U9THBR74NTA1VVH  
K09E6NFDH4DWXPY8Q9ZF6VD0LAQ1E6IY6AGQC1S4TG095N8NEN3AFOET12.
```


READING THE CODED INFORMATION

Cross Checking the "data fields" and looking for systematic patterns is what will reveal the election fraud.

The codes (in most systems) break down in a sequence similar to this:

This data is stored as a string of text organized in a key-value pair format designed for the BMD. The table in Figure 7 provides a breakdown and description of the key-value pairs in the example above.

Key	Value	Description
VER	A	Version of the VSAP key-value format
SEL	4N/4E/H/J/3C/3K/35/4S/45/3Z/4A/X /3Q/3S/3U/3W/3Y/N/Y	The vote selection IDs listed in the same order as those printed on the ballot
BMD	0000046	Device ID of the BMD
SIG	4R57D5C44QKEJRS3OBF33PL0Z6U9TH BR74NTA1VVHK09E6NFDH4DWXPY8Q9ZF6VD 0LAQ1E6IY6AGQC1S4TG095N8NEN3AFOET12	The digital signature applied to the data in the Ballot Activation and Vote Selection QR codes by the BMD security module

Figure 7. Description of key-value pairs encoded in the Vote Selections QR code.

To audit the QR code and verify that the correct vote selection IDs are being transmitted to the Tally system, the voter need only compare the SEL key values in the QR code (see text in red above) with the vote selection IDs printed on the ballot (see Figure 1).

SURGE PATTERNS are the KEY looking for the election fraud. Out of normal averages for "SEL" key, selection information AND DUPLICATION/REPETITION of "SIG" keys are where the patterns will first reveal at a top level.

READING THE CODED INFORMATION

MACHINE FEEDING PATTERNS at "In-Person" and "Mail-In Ballots" reveal possible election fraud

BATCH FEEDING PATTERNS - at poorly observed polling stations or system tally machines "batch feeding" can occur. Any of the Q codes (or any code for that matter) is not protected against "photocopying". A photocopy is just as readable as the original. The tally systems DO NOT POSSESS (to open knowledge) "Hey I have already seen this code" error correction. This means any copied code can just be fed into the machine repeatedly, however it is in this repetition of the CODE combined with the Date/Time Stamp that such can be proven.

BATCH FEEDING will reveal itself at the following in both the machine and the remote tally systems ONE OF TWO WAYS: (1) same code used more than once in the system (could be attributed to accident) BUT, (2) to find the code used more than once in the system WITH repeated SEQUENTIAL DATE TIME STAMPS shows INTENT



VER:A.SEL:4N/4E/H/J/3C/3K/35/4S/45/3Z/4A/X/3Q/3S/3U/3W/3Y/N/Y.
BMD:0000046.SIG:4R57D5C44QKEJRS3OBF33PL0Z6U9THBR74NTA1VVH
K09E6NFDH4DWXPY8Q9ZF6VD0LAQ1E6IY6AGQC1S4TG095N8NEN3AFOET12.

Automated Timestamp Parsing

Timestamp Format	Example
yyyy-MM-dd*HH:mm:ss:SSS	2017-10-30*02:47:33:899
yyyy-MM-dd*HH:mm:ss	2017-07-04*13:23:55
yy-MM-dd HH:mm:ss,SSS ZZZZ	11-02-11 16:47:35,985 +0000
yy-MM-dd HH:mm:ss,SSS	10-06-26 02:31:29,573

READING THE CODED INFORMATION

DETECTABLE SEQUENCES CONTINUED



VER:A.SEL:4N/4E/H/J/3C/3K/35/4S/45/3Z/4A/X/3Q/3S/3U/3W/3Y/N/Y.
BMD:0000046.SIG:4R57D5C44QKEJRS3OBF33PL0Z6U9THBR74NTA1VVH
K09E6NFDH4DWXPY8Q9ZF6VD0LAQ1E6IY6AGQC1S4TG095N8NEN3AFOET12.

Automated Timestamp Parsing

Timestamp Format	Example
yyyy-MM-dd*HH:mm:ss:SSS	2017-10-30*02:47:33:899
yyyy-MM-dd*HH:mm:ss	2017-07-04*13:23:55
yy-MM-dd HH:mm:ss,SSS ZZZZ	11-02-11 16:47:35,985 +0000
yy-MM-dd HH:mm:ss,SSS	10-06-26 02:31:29,573

In the instance of BATCH FEEDING there will be a systematic "rhythm" to the data. IF the SAME CODE shows up in a sequenced nature (insertion one after another in succession) then you show misuse and intent to change the results. These machines cannot help but log ALL transactions. This is the nature of all things electronic. Each item of transaction is recorded AND DATE/TIME STAMPED. It is in the subsequent stamps or codes added by the machine which can help show both fraud and intent.

Human nature in the creation of "illegal ballots" will create "XXXXX" numbers of ballots for the candidate they want to swing the election FOR and "X or XX" ballots for the opposing party because they want to attempt to HIDE the fraud by showing at least SOME votes for the opposing party. It is in the patterns of how those are FED into the system which will reveal the fraud. For example: the ballots would be separated. Thus they would feed XXX for pro and X for con at regular intervals. It is in this pattern that INTENT can be found. This would either be on one machine (one person being responsible) or split machine ONE doing BAD votes and ONE doing Opposition votes , but that two would reveal a HUMAN pattern between machines when measured. It is the rhythm and cadence of the submission which show the concerted efforts.

Potential Ballot Fraud Detection prepared by Jovan Hutton Pulitzer

BALANCE OF PROBABILITIES

JUDGES WHO ARE NOT TECHNICAL CANNOT SEE THE PATTERNS - THUS SHOW INTENT A DIFFERENT WAY

INTENT IS THE KEY - just as in how I have to prove "WILLFUL INFRINGEMENT" in my vast body of patent work, the key to this case is going to not just show fraud (which they will attribute to random individual acts) but not "malice" is we need to prove the overall intent to defraud. We cannot expect the "non technical" to understand coding and such, but they can understand simple patterns. Herein is HOW we prove intent. IF we have any two of three of the above items which can be shown, it is the COMBINATION of those events which PROVE WILLFUL INTENT"

BALANCE OF PROBABILITIES: the standard of proof in civil cases, demanding that the case that is the more probable should succeed. This is the kind of decision represented by the scales of justice. The court weighs up the evidence and decides which version is most probably true.

Only takes very few instances to prove deception:

- Devoid of Kinematic Artifacts
- Devoid of significant TIC variances
- Devoid of Random Fill, Form and Artifacts
- QR-Code Fraud Detection - BDM Irregularities
- Repetition and Frequency Fraud Detection - Dominion ImageCast
- Surge Patterns
- Batch Feeding Patterns

AFFIDAVIT OF JOVAN HUTTON PULITZER

Regarding pattern recognition analysis of mailed election ballots and access to electronically stored or paper ballots for analysis.

EXHIBIT 2



ELECTION TARGET #2 Identifying Harvested Paper Ballots

This is part of an ongoing series, developed by election professionals, that will explain in simple terms where to look, and how to deduce error and/or bias in an election.

Goal

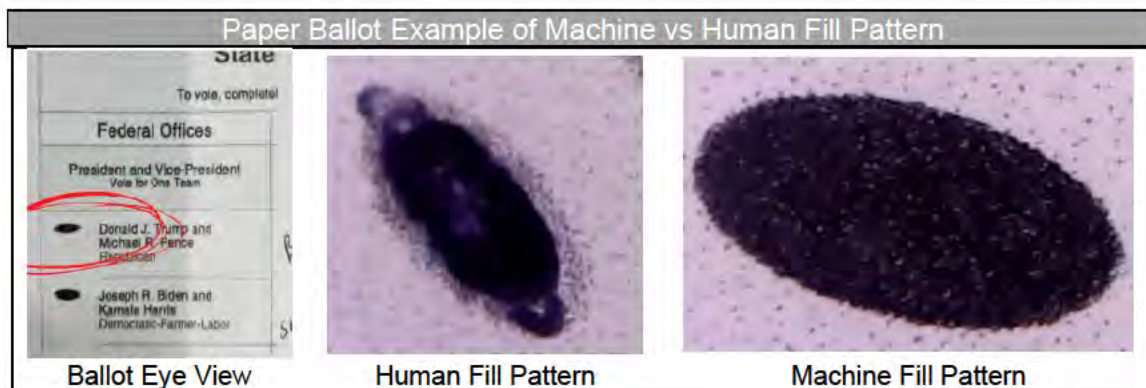
Computer Vision Detection of Mechanical Traits on Ballots: Quickly determine which paper ballots are legal, and accurately count these ballots in each jurisdiction.

Overview

- Anyone can quickly determine which paper ballots were completed by a human or machine prior to their counting. Human created ballots follow “soft” rules while machine created ballots follow “hard” rules.
- People in the field armed with regular smart phones running a custom special software application can easily analyze each ballot using the phone’s camera.

Discussion

If voted paper ballots were printed by machine, cast and counted, we can quickly and easily identify distinct patterns in these machine-printed ballots and remove them from a recount.



Specific indicators of machine-printed vs human completed ballots can be rapidly determined by the following traditional computer vision methods:

- 1) **Kinematic Artifacts:** Mail-in and absentee ballots show the visual & forensic signs of markers created as a result of being dominated by the kinematics of folded paper. Affidavits have reported unfolded, almost new, paper stock.
- 2) **Inferential Statistical Analysis:** a human marked ballot would display indisputable randomness, such as:
 - a) distinct handwriting style & rhythm;
 - b) use of a pencil or uniquely identifiable ink pen (printer ink is discernable from instrument ink).
- 3) **Near-Duplicate Image Detection:** Machine duplicated ballots will be devoid of random fill, form and artifacts.



What's Needed

To Do:

- Sample printed ballots for each contested jurisdiction (from ballotpedia.org)
- Vision training teams in local jurisdictions to create “training vision database”
- Secure Investigators/Auditor teams

Budget: \$TBD

Timeline: TBD

Immediate Next Steps

- 1) Computer vision detection (CVD) team will:
 - a) create and deliver a secure private (eg. unpublished) software application that can be used on a mobile phone (iPhone & Android) by teams within contested jurisdictions to manually scan paper ballots;
 - b) deliver a set of instructions for installing and using software to analyze ballots (in PDF format)
 - c) deliver a written explanation of the methodology employed.
- 2) Computer vision training (“training vision database”)
 - a) volunteer teams will complete numerous sample ballots for each contested jurisdiction. (must use real average people from the contested jurisdiction of voting age).
 - b) human completed sample ballots will be used to “train” the vision database employed by the secure private software application (record human completed ballots)
- 3) Develop teams at each contest jurisdiction who will deploy software, train users, and conduct manual ballot scans
- 4) Develop & deploy data collection strategy and forms
 - a) determine statistically significant sample of ballots to scan at each location
 - b) design data collection forms so that we can quantify the number of human versus machine printed ballots during manual scan process.

AFFIDAVIT OF JOVAN HUTTON PULTZER

Regarding pattern recognition analysis of mailed election ballots and access to electronically stored or paper ballots for analysis.

EXHIBIT 3

Laws & Legal Resources.

Free Pocket Constitution

Get The Constitution & Declaration of Independence For Free Nov

lp.hillsdale.edu

Patents by Inventor Jovan Hutton Pulitzer

Jovan Hutton Pulitzer has filed for patents to protect the following inventions. This listing includes patent applications that are pending as well as patents that have already been granted by the United States Patent and Trademark Office (USPTO).

System and method for image processing of medical test results using generalized curve field transform

Patent number: 10835122

Abstract: A method for image processing medical self-test results receives a digital image of a visual indication of a test result. A digital image is generated of the visual indication of the test result that includes noise and distortions therein. The digital image is processed using generalized curve field transforms to extract relevant features of the digital image in a presence of the noise and distortions to create a transformed image. A diagnosis is generated based upon the transformed image to the plurality of images of the test results.

Type: Grant

Filed: May 14, 2018

Date of Patent: November 17, 2020

Assignee: RELIANT IMMUNE DIAGNOSTICS, INC.

Inventors: Jovan Hutton Pulitzer, Henry Joseph Legere, III, Hans Kristian Sandberg

Predilution sets for distributing antigens

Patent number: 10813992

Abstract: A method for delivering allergens to a pharmacist in a pre-diluted kit form, comprising providing a bulk container of base concentrate antigen containing at least one antigen at a predetermined concentrated level, creating a sequential and more diluted sequence of antigens, providing a plurality of end-use sealable containers that can receive a finite end amount of diluted antigens, dispensing from each of sequential bulk containers a finite end amount of diluted antigens into one of the plurality of end-use sealable containers, wherein the end-use seal containers filled from each of the sequential bulk containers comprises a group of end-use sealable containers associated with each of the sequential bulk containers, sealing each of the end-use containers after diluted antigens are disposed therein, and disposing a select number of the sealed end-use sealable containers from each of the groups of end-use sealable containers into a container comprising a kit.

Type: Grant

Filed: August 5, 2019

Date of Patent: October 27, 2020

Assignee: ROCA Medical Ltd.

Inventors: James Strader, Jovan Hutton Pulitzer

System and method for using a mobile device as an input device for surveys at a live event

Patent number: 10813168

Abstract: A method is provided for interacting with audience members in an event, each of the potential attendees having available thereto a unique identifier. The method comprises creating, for an attendee, a unique ID (UID) on a mobile wireless device (MWD) by the steps of inputting to the MWD one of the unique identifiers, combining the obtained unique identifier with a UID time stamp at the time of creation of the UID; receiving with a server on a first wireless channel communications from the MWD; registering the UID at the physical location of the event; generating a visual query; displaying on the MWD response indicators; receiving at the server from the registered attendee a response, to the query over the first wireless channel; and storing in a database on the server the received response in association with the displayed query.

Type: Grant

Filed: December 30, 2019

Date of Patent: October 20, 2020

Assignee: TESLA LABORATORIES, LLC

Inventor: Jovan Hutton Pulitzer

System and method for haptic mapping of a configurable virtual reality environment

Patent number: 10796492

Abstract: A system for providing a configurable virtual reality environment model includes a plurality of wall panels that are removeably interconnectable with each other without a need for tools. A plurality of floor sections are removeably interconnectable without a need for tools and include a connection interface for removeably connecting the wall panels to the plurality of floor sections. The plurality of wall panels are configured to place physical walls in a location that corresponds to a virtual wall located within a virtual reality world such that when a virtual reality display shows the user touching a wall in the virtual reality world, the user feels the physical wall placed in the configurable virtual reality environment. At least one network accessible component associated with a portion of the plurality of wall panels provides tactile feedback to a user responsive to the user coming within a predetermined distance of a wall panel.

Type: Grant

Filed: March 15, 2019

Date of Patent: October 6, 2020

Assignee: EXPLORING, INC.

Inventors: Jovan Hutton Pulitzer, David Walens, Matthew Kelly, Geoffrey Wright

SYSTEM AND METHOD FOR AUDIOVISUAL RESPONSE TO RETAIL DIAGNOSTIC PRODUCT

Publication number: 20200250389

Abstract: A system and method are provided for presenting self-diagnostic test instructions in the form of audiovisual messages. The system and method include collecting by a user of a testing device a biologic sample for use with a testing device, assigning correlative values as test results, and receiving the test results at a server disposed on a network. Some aspects of the system and method present test instructions to the user in the form of audiovisual messages. The audiovisual messages are provided to the user as a response to an interaction with a retail diagnostic product. In some aspects, the complete audiovisual message is presented before the user may complete a self-diagnostic test.

Type: Application

Filed: April 22, 2020

Publication date: August 6, 2020

Inventors: JOVAN HUTTON PULITZER, HENRY JOSEPH LEGERE, III

PRICK TEST KIT

Publication number: 20200214616

Abstract: A prick test kit comprises a bottom tray containing a plurality of wells disposed in an array, wherein each of the wells contains a vial of a small amount of a specific well associated antigen, with each well and associated vial having a different antigen disposed therein, each of the vials having a rubber cap disposed thereon that is sterile and able to be pricked by a needle such that the small amount of antigen can be removed therefrom. A penetrating plate is disposed above the wells and having on the lower surface thereof diametrically opposite from the vials in the wells a plurality of piercing needles, one associated with each of the wells and directed downward there to but not touching any of the files. A separating plate is disposed between the bottom tray and the penetrating plate. A sterile covering is provided for containing the entire assembly.

Type: Application

Filed: March 24, 2020

Publication date: July 9, 2020

Inventors: James STRADER, Jovan Hutton PULITZER

Prick test single use sterile vial and method

Patent number: 10702203

Abstract: A method for producing prick test single use sterile vials for use in a prick test is provided. The method comprises providing at least one allergen source including therewithin allergen extract, providing a plurality of single dose vials, connecting a tube to the at least one allergen source, connecting a metering device to the tube, drawing by the tube an amount of the allergen extract from one of the at least one allergen source, receiving the amount of allergen extract at the metering device, and dispensing by the metering device a volume of allergen extract into one of the plurality of single dose vials.

Type: Grant

Filed: February 8, 2017

Date of Patent: July 7, 2020

Assignee: ROCA Medical Ltd.

Inventors: James Strader, Jovan Hutton Pulitzer

THERAPEUTIC TREATMENT KIT FOR ALLERGIES BASED ON DNA PROFILES**Publication number:** 20200171144

Abstract: A therapeutic treatment kit includes a container for holding a plurality of compartmentalized therapeutic dispensers. Each of the therapeutic dispensers includes a plurality of vials of antigens, and a plurality of containers of supplements disposed in compartments, each of the compartments labeled with the name of the supplement. A compartment is also provided for containing applicators or the antigens, such that an individual can extract the antigen from the vial in a single dose; and para instructions associated with a therapeutic program for utilizing the vials of antigens and the supplements in accordance with a therapeutic program that is predefined. The construction of the kit, including the dosages of the antigen, the types of antigens and the supplements all associated with a particular therapeutic program.

Type: Application**Filed:** February 4, 2020**Publication date:** June 4, 2020**Inventors:** James STRADER, Jovan Hutton PULITZER**SYSTEM AND METHOD FOR USING A MOBILE DEVICE AS AN INPUT DEVICE FOR SURVEYS AT A LIVE EVENT****Publication number:** 20200162609

Abstract: A method is provided for interacting with audience members in an event, each of the potential attendees having available thereto a unique identifier. The method comprises creating, for an attendee, a unique ID (UID) on a mobile wireless device (MWD) by the steps of inputting to the MWD one of the unique identifiers, combining the obtained unique identifier with a UID time stamp at the time of creation of the UID; receiving with a server on a first wireless channel communications from the MWD; registering the UID at the physical location of the event; generating a visual query; displaying on the MWD response indicators; receiving at the server from the registered attendee a response, to the query over the first wireless channel; and storing in a database on the server the received response in association with the displayed query.

Type: Application**Filed:** January 22, 2020**Publication date:** May 21, 2020**Inventor:** Jovan Hutton PULITZER**SYSTEM AND METHOD FOR VISUAL TRIGGER TO PERFORM DIAGNOSTIC TEST****Publication number:** 20200150049

Abstract: A method for performing a diagnostic test comprises generating a first visual trigger on a display screen of a mobile device responsive to activation of an application on the mobile device. An image of a diagnostic test presently viewed by a camera incorporated with the mobile device is displayed on the display screen of the mobile device. The diagnostic test has a second visual trigger thereon. The image and the first visual trigger are displayed on the display screen at a same time. An image is captured by the application of the diagnostic test responsive to alignment of the first visual trigger with the second visual trigger on the display screen of the mobile device. The captured image is processed to provide test results for the diagnostic test.

Type: Application

Filed: January 7, 2020

Publication date: May 14, 2020

Inventors: Jovan Hutton PULTIZER, Henry Joseph LEGERE, III

CODE TRIGGER TELEMEDICINE SESSION

Publication number: 20200152339

Abstract: A system for creating a unique transaction ID (UTID) securely representing a medical diagnostic transaction between a user/patient and a telemedicine professional is provided. The system includes a first central office database configured to store medical information and profile information for a plurality of users/patients, a second central office database configured to store UTIDs, a memory, and a processor coupled to the memory. The processor is configured to receive test information, initiate generation of a UTID for the new diagnostic transaction, analyze the received test information to determine if the test information indicates a positive or a negative result, transfer the analysis results back to the user/patient's MU, and receive from the MU a request for a telemedicine professional session.

Type: Application

Filed: November 5, 2019

Publication date: May 14, 2020

Inventors: JOVAN HUTTON PULTIZER, HENRY JOSEPH LEGERE, III

SYSTEM AND METHOD FOR USING A MOBILE DEVICE AS AN INPUT DEVICE FOR SURVEYS AT A LIVE EVENT

Publication number: 20200146105

Abstract: A method is provided for interacting with audience members in an event, each of the potential attendees having available thereto a unique identifier. The method comprises creating, for an attendee, a unique ID (UID) on a mobile wireless device (MWD)

by the steps of inputting to the MWD one of the unique identifiers, combining the obtained unique identifier with a UID time stamp at the time of creation of the UID; receiving with a server on a first wireless channel communications from the MWD; registering the UID at the physical location of the event; generating a visual query; displaying on the MWD response indicators; receiving at the server from the registered attendee a response, to the query over the first wireless channel; and storing in a database on the server the received response in association with the displayed query.

Type: Application

Filed: December 30, 2019

Publication date: May 7, 2020

Inventor: Jovan Hutton PULITZER

System and method for audiovisual response to retail diagnostic product

Patent number: 10635870

Abstract: A system and method are provided for presenting self-diagnostic test instructions in the form of audiovisual messages. The system and method include collecting by a user of a testing device a biologic sample for use with a testing device, assigning correlative values as test results, and receiving the test results at a server disposed on a network. Some aspects of the system and method present test instructions to the user in the form of audiovisual messages. The audiovisual messages are provided to the user as a response to an interaction with a retail diagnostic product. In some aspects, the complete audiovisual message is presented before the user may complete a self-diagnostic test.

Type: Grant

Filed: June 25, 2019

Date of Patent: April 28, 2020

Assignee: Reliant Immune Diagnostics, Inc.

Inventors: Jovan Hutton Pulitzer, Henry Joseph Legere, III

System and method for quantifying, ensuring, and triggering the prescriptive authority for a telemedicine session

Patent number: 10636527

Abstract: A method for creating a unique transaction ID (UTID) securely representing a medical diagnostic transaction between a user/patient and a telemedicine professional is provided. The method includes receiving test information to initiate a new diagnostic transaction, initiating generation of a UTID for the new diagnostic transaction initiated by the receive operation for storage of any transaction information associated therewith, and

receiving a request for a telemedicine session and in response thereto executing the following steps: analyzing the test results with an expert system, contacting a telemedicine professional and transmitting predetermined information from the first central office database including at least the test results and determined treatment regimens determined by the expert system, and receiving approval from the telemedicine professional of a selection of the determined treatment regimen.

Type: Grant

Filed: June 21, 2018

Date of Patent: April 28, 2020

Assignee: RELIANT IMMUNE DIAGNOSTICS, INC.

Inventors: Jovan Hutton Pulitzer, Henry Joseph Legere

Device for industry-specific content streaming

Patent number: 10638205

Abstract: A device for industry-specific content streaming includes a network interface, a display, a memory, and at least one processor coupled to the network interface and the memory. The at least one processor is configured to transmit a request for a digital content item to a remote server, wherein the digital content item is classified according to a specific classification code, receive a manifest file associated with the digital content item, wherein the manifest file includes a location for at least one segment file associated with the digital content item, determine using the manifest file a location on the remote server of a segment file, transmit to the remote server a request for the segment file stored on the remote server, receive the segment file in response to the request for the segment file, and present contents of the segment file on the display of the electronic device.

Type: Grant

Filed: August 2, 2019

Date of Patent: April 28, 2020

Assignee: Digital Broadcasting and Communications Network, LLC

Inventors: Jovan Hutton Pulitzer, James Strader

System and method for television network in response to input

Patent number: 10631031

Abstract: A system and method are provided for collection and of a biologic sample. The method comprises collecting by a user of a testing device a biologic sample for use with the testing device, assigning correlative values as test results, and receiving the test results at a server disposed on a network. Some aspects also include presenting audiovisual messages to the user while the user is waiting for test results to be completed. These audiovisual

messages are presented to the user by a mobile application. The audiovisual messages may take several forms, including advertisements and television channels.

Type: Grant

Filed: December 14, 2017

Date of Patent: April 21, 2020

Assignee: RELIANT IMMUNE DIAGNOSTICS, INC.

Inventors: Jovan Hutton Pulitzer, Henry Joseph Legere, III

Prick test kit

Patent number: 10595768

Abstract: A prick test kit comprises a bottom tray containing a plurality of wells disposed in an array, wherein each of the wells contains a vial of a small amount of a specific well associated antigen, with each well and associated vial having a different antigen disposed therein, each of the vials having a rubber cap disposed thereon that is sterile and able to be pricked by a needle such that the small amount of antigen can be removed therefrom. A penetrating plate is disposed above the wells and having on the lower surface thereof diametrically opposite from the vials in the wells a plurality of piercing needles, one associated with each of the wells and directed downward there to but not touching any of the files. A separating plate is disposed between the bottom tray and the penetrating plate. A sterile covering is provided for containing the entire assembly.

Type: Grant

Filed: July 28, 2016

Date of Patent: March 24, 2020

Assignee: ROCA MEDICAL LTD.

Inventors: James Strader, Jovan Hutton Pulitzer

METHOD FOR DILUTING AND MIXING IMMUNOMODULATORS INTO A CONSOLIDATED COMPOUND

Publication number: 20200078612

Abstract: A method for delivering an immunomodulator to a patient includes providing a bottle of concentrated immunomodulator extract; progressively diluting the antigen extract in sterile bottles; selecting a prescribed amount from a desired one of the dilution bottles; providing a viscous encapsulation material that is able to introduce antigens contained therein through the skin of a patient; introducing one or more doses of the selected prescribed amount of diluted immunomodulator into the viscous encapsulation material; disposing a prescribed amount of viscous encapsulation material containing the introduced diluted immunomodulator therein within a container that is able to dispense such viscous

encapsulation material containing the introduced diluted immunomodulator; dispensing from the container the amount of viscous encapsulation material containing the diluted immunomodulator in an amount equal to a single dose; and applying the dispensed viscous encapsulation material containing the introduced diluted immunom

Type: Application

Filed: August 2, 2019

Publication date: March 12, 2020

Inventors: James Strader, Jovan Hutton Pulitzer

ANTIGEN REGIONAL TESTING KIT

Publication number: 20200054274

Abstract: A method for administering tests using a regional antigen testing kit is provided. The method comprises providing the regional antigen testing kit, extracting a predetermined amount of concentrated antigen from one of a plurality of concentrated antigens, dispensing the predetermined amount of concentrated antigen into a corresponding one of a plurality of wells, as indicated by visual indicia, repeating the extracting and dispensing steps until a desired number of the plurality of wells contain concentrated antigen, providing a prick tester having a plurality of needles extending thereon, aligning the plurality of needles of the prick tester with the plurality of wells, inserting each of the plurality of needles of the prick tester into one of the plurality of wells, and applying the plurality of needles of the prick tester to the skin of a patient to elicit a potential response.

Type: Application

Filed: October 15, 2019

Publication date: February 20, 2020

Inventors: JAMES STRADER, JOVAN HUTTON PULITZER

Therapeutic treatment kit for allergies based on DNA profiles

Patent number: 10548974

Abstract: A therapeutic treatment kit includes a container for holding a plurality of compartmentalized therapeutic dispensers. Each of the therapeutic dispensers includes a plurality of vials of antigens, and a plurality of containers of supplements disposed in compartments, each of the compartments labeled with the name of the supplement. A compartment is also provided for containing applicators or the antigens, such that an individual can extract the antigen from the vial in a single dose; and para instructions associated with a therapeutic program for utilizing the vials of antigens and the supplements in accordance with a therapeutic program that is predefined. The construction

of the kit, including the dosages of the antigen, the types of antigens and the supplements all associated with a particular therapeutic program.

Type: Grant

Filed: July 28, 2016

Date of Patent: February 4, 2020

Assignee: ROCA Medical Ltd.

Inventors: James Strader, Jovan Hutton Pulitzer

1 2 3 4 5 ... NEXT

Laws & Legal Resources.

Free Pocket Constitution

Get The Constitution & Declaration of Independence For Free Nov

lp.hillsdale.edu

Patents by Inventor Jovan Hutton Pulitzer

Jovan Hutton Pulitzer has filed for patents to protect the following inventions. This listing includes patent applications that are pending as well as patents that have already been granted by the United States Patent and Trademark Office (USPTO).

System and method for using a mobile device as an input device for surveys at a live event

Patent number: 10547742

Abstract: A method is provided for interacting with audience members in an event, each of the potential attendees having available thereto a unique identifier. The method comprises creating, for an attendee, a unique ID (UID) on a mobile wireless device (MWD) by the steps of inputting to the MWD one of the unique identifiers, combining the obtained unique identifier with a UID time stamp at the time of creation of the UID; receiving with a server on a first wireless channel communications from the MWD; registering the UID at the physical location of the event; generating a visual query; displaying on the MWD

response indicators; receiving at the server from the registered attendee a response, to the query over the first wireless channel; and storing in a database on the server the received response in association with the displayed query.

Type: Grant

Filed: November 9, 2018

Date of Patent: January 28, 2020

Assignee: Tesla Laboratories, LLC

Inventor: Jovan Hutton Pulitzer

System and method for visual trigger to perform diagnostic test

Patent number: 10527555

Abstract: A method for performing a diagnostic test comprises generating a first visual trigger on a display screen of a mobile device responsive to activation of an application on the mobile device. An image of a diagnostic test presently viewed by a camera incorporated with the mobile device is displayed on the display screen of the mobile device. The diagnostic test has a second visual trigger thereon. The image and the first visual trigger are displayed on the display screen at a same time. An image is captured by the application of the diagnostic test responsive to alignment of the first visual trigger with the second visual trigger on the display screen of the mobile device. The captured image is processed to provide test results for the diagnostic test.

Type: Grant

Filed: December 14, 2017

Date of Patent: January 7, 2020

Assignee: RELIANT IMMUNE DISGNOSTICS, INC.

Inventors: Jovan Hutton Pulitzer, Henry Joseph Legere, III

System and method for using a mobile device as an input device for surveys at a live event

Patent number: 10524309

Abstract: A method is provided for interacting with audience members in an event, each of the potential attendees having available thereto a unique identifier. The method comprises creating, for an attendee, a unique ID (UID) on a mobile wireless device (MWD) by the steps of inputting to the MWD one of the unique identifiers, combining the obtained unique identifier with a UID time stamp at the time of creation of the UID; receiving with a server on a first wireless channel communications from the MWD; registering the UID at the physical location of the event; generating a visual query; displaying on the MWD response indicators; receiving at the server from the registered attendee a response, to the

query over the first wireless channel; and storing in a database on the server the received response in association with the displayed query.

Type: Grant

Filed: January 8, 2019

Date of Patent: December 31, 2019

Assignee: TESLA LABORATORIES, LLC

Inventor: Jovan Hutton Pulitzer

SYSTEM AND METHOD FOR DIGITAL REMOTE PRIMARY, SECONDARY, AND TERTIARY COLOR CALIBRATION VIA SMART DEVICE IN ANALYSIS OF MEDICAL TEST RESULTS

Publication number: 20190384890

Abstract: A method for providing immunoassay test results includes collecting at least one biologic with a testing device, conjugating the biologic with particles on a conjugate pad of a test strip to create an immune complex, binding antigens or antibodies of the immune complex to antigens or antibodies of a test line, providing a software application to be stored on a mobile device having a camera; capturing an image of the testing device, including a color mosaic having at least one color value corresponding to a positive test result, comparing the color values of the test line image to the color values of the image of the color mosaic, determining if the color values of the image of the test line are within a predetermined range of the at least one color value of the image of the color mosaic corresponding to a positive test result; and presenting test results on the viewing screen.

Type: Application

Filed: June 15, 2018

Publication date: December 19, 2019

Inventors: JOVAN HUTTON PULITZER, HENRY JOSEPH LEGERE, III, NICHOLAS SOLTER, DOGU BARAN AYDOGAN

SYSTEM AND METHOD FOR QUANTIFYING, ENSURING, AND TRIGGERING THE PRESCRIPTIVE AUTHORITY FOR A TELEMEDICINE SESSION

Publication number: 20190378624

Abstract: A method for creating a unique transaction ID (UTID) securely representing a medical diagnostic transaction between a user/patient and a telemedicine professional is provided. The method includes receiving test information to initiate a new diagnostic transaction, initiating generation of a UTID for the new diagnostic transaction initiated by the receive operation for storage of any transaction information associated therewith, and receiving a request for a telemedicine session and in response thereto executing the following steps: analyzing the test results with an expert system, contacting a telemedicine

professional and transmitting predetermined information from the first central office database including at least the test results and determined treatment regimens determined by the expert system, and receiving approval from the telemedicine professional of a selection of the determined treatment regimen.

Type: Application

Filed: June 21, 2018

Publication date: December 12, 2019

Inventors: JOVAN HUTTON PULITZER, HENRY JOSEPH LEGERE

SYSTEM AND METHOD FOR REMOTE COLORIMETRY AND RATIOMETRIC COMPARISON AND QUANTIFICATION IN ANALYSIS OF MEDICAL TEST RESULTS

Publication number: 20190376966

Abstract: A system for providing colorimetric and ratiometric comparison and quantification for medical test results, comprising a testing device including an alignment target and including a plurality of immunoassay test strips, the plurality of immunoassay test strips each including a test line and a control line, and a colorimetry device configured to operate with a mobile device, the mobile device including a camera and a software application stored thereon, wherein the software application provides executable instructions to detect color properties of a color of the test line and a color of a control line of at least one of the plurality of immunoassay test strips, determine a risk value for each of at least one disease risks tested using the biologic sample, wherein the risk value is a rating determined from the color properties of the color of the test line, and provide medical test results based on the risk value.

Type: Application

Filed: June 6, 2018

Publication date: December 12, 2019

Inventors: JOVAN HUTTON PULITZER, HENRY JOSEPH LEGERE, III

SYSTEM AND METHOD FOR HAPTIC MAPPING OF A CONFIGURABLE VIRTUAL REALITY ENVIRONMENT

Publication number: 20190371069

Abstract: A system for providing a configurable virtual reality environment model includes a plurality of wall panels that are removeably interconnectable with each other without a need for tools. A plurality of floor sections are removeably interconnectable without a need for tools and include a connection interface for removeably connecting the wall panels to the plurality of floor sections. The plurality of wall panels are configured to place physical walls in a location that corresponds to a virtual wall located within a virtual

reality world such that when a virtual reality display shows the user touching a wall in the virtual reality world, the user feels the physical wall placed in the configurable virtual reality environment. At least one network accessible component associated with a portion of the plurality of wall panels provides tactile feedback to a user responsive to the user coming within a predetermined distance of a wall panel.

Type: Application

Filed: March 15, 2019

Publication date: December 5, 2019

Inventors: Jovan Hutton Pulitzer, David Walens, Matthew Kelly, Geoffrey Wright

PREDILUTION SETS FOR DISTRIBUTING ANTIGENS

Publication number: 20190351051

Abstract: A method for delivering allergens to a pharmacist in a pre-diluted kit form, comprising providing a bulk container of base concentrate antigen containing at least one antigen at a predetermined concentrated level, creating a sequential and more diluted sequence of antigens, providing a plurality of end-use sealable containers that can receive a finite end amount of diluted antigens, dispensing from each of sequential bulk containers a finite end amount of diluted antigens into one of the plurality of end-use sealable containers, wherein the end-use seal containers filled from each of the sequential bulk containers comprises a group of end-use sealable containers associated with each of the sequential bulk containers, sealing each of the end-use containers after diluted antigens are disposed therein, and disposing a select number of the sealed end-use sealable containers from each of the groups of end-use sealable containers into a container comprising a kit.

Type: Application

Filed: August 5, 2019

Publication date: November 21, 2019

Inventors: James Strader, Jovan Hutton Pulitzer

DEVICE FOR INDUSTRY-SPECIFIC CONTENT STREAMING

Publication number: 20190356967

Abstract: A device for industry-specific content streaming includes a network interface, a display, a memory, and at least one processor coupled to the network interface and the memory. The at least one processor is configured to transmit a request for a digital content item to a remote server, wherein the digital content item is classified according to a specific classification code, receive a manifest file associated with the digital content item, wherein the manifest file includes a location for at least one segment file associated with the digital content item, determine using the manifest file a location on the remote server of a

segment file, transmit to the remote server a request for the segment file stored on the remote server, receive the segment file in response to the request for the segment file, and present contents of the segment file on the display of the electronic device.

Type: Application

Filed: August 2, 2019

Publication date: November 21, 2019

Inventors: Jovan Hutton Pulitzer, James Strader

SYSTEM AND METHOD FOR IMAGE PROCESSING OF MEDICAL TEST RESULTS USING GENERALIZED CURVE FIELD TRANSFORM

Publication number: 20190343386

Abstract: A method for image processing medical self-test results receives a digital image of a visual indication of a test result. A digital image is generated of the visual indication of the test result that includes noise and distortions therein. The digital image is processed using generalized curve field transforms to extract relevant features of the digital image in a presence of the noise and distortions to create a transformed image. A diagnosis is generated based upon the transformed image to the plurality of images of the test results.

Type: Application

Filed: May 14, 2018

Publication date: November 14, 2019

Inventors: JOVAN HUTTON PULITZER, HENRY JOSEPH LEGERE, III, HANS KRISTIAN SANDBERG

System and method for immediate health assessment response system

Patent number: 10473659

Abstract: An immediate health assessment response system, comprising a testing device having thereon an alignment target and having a plurality of immunoassay test strips, the plurality of immunoassay test strips each including a sample pad capable of receiving a biologic sample, and a server configured to receive information from a mobile device regarding test results from a test performed using the testing device, receive an image from a mobile device, process the image to determine results based on pixel count and line intensity of the test line of each of the plurality of immunoassay test strips, compare the results of processing the image to a control for each test line of each of the plurality of immunoassay test strips, and provide a risk indicator, wherein the risk indicator alerts a user to seek medical attention immediately.

Type: Grant

Filed: October 17, 2017

Date of Patent: November 12, 2019

Assignee: Reliant Immune Diagnostics, Inc.

Inventors: Jovan Hutton Pulitzer, Henry Joseph Legere, III

SYSTEM AND METHOD FOR AUDIOVISUAL RESPONSE TO RETAIL DIAGNOSTIC PRODUCT

Publication number: 20190318139

Abstract: A system and method are provided for presenting self-diagnostic test instructions in the form of audiovisual messages. The system and method include collecting by a user of a testing device a biologic sample for use with a testing device, assigning correlative values as test results, and receiving the test results at a server disposed on a network. Some aspects of the system and method present test instructions to the user in the form of audiovisual messages. The audiovisual messages are provided to the user as a response to an interaction with a retail diagnostic product. In some aspects, the complete audiovisual message is presented before the user may complete a self-diagnostic test.

Type: Application

Filed: June 25, 2019

Publication date: October 17, 2019

Inventors: JOVAN HUTTON PULITZER, HENRY JOSEPH LEGERE, III

Antigen regional testing kit

Patent number: 10441209

Abstract: A method for administering tests using a regional antigen testing kit is provided. The method comprises providing the regional antigen testing kit, extracting a predetermined amount of concentrated antigen from one of a plurality of concentrated antigens, dispensing the predetermined amount of concentrated antigen into a corresponding one of a plurality of wells, as indicated by visual indicia, repeating the extracting and dispensing steps until a desired number of the plurality of wells contain concentrated antigen, providing a prick tester having a plurality of needles extending thereon, aligning the plurality of needles of the prick tester with the plurality of wells, inserting each of the plurality of needles of the prick tester into one of the plurality of wells, and applying the plurality of needles of the prick tester to the skin of a patient to elicit a potential response.

Type: Grant

Filed: February 6, 2017

Date of Patent: October 15, 2019

Assignee: ROCA Medical Ltd.

Inventors: James Strader, Jovan Hutton Pulitzer

Device for industry-specific content streaming

Patent number: 10375453

Abstract: A device for industry-specific content streaming includes a network interface, a display, a memory, and at least one processor coupled to the network interface and the memory. The at least one processor is configured to transmit a request for a digital content item to a remote server, wherein the digital content item is classified according to a specific classification code, receive a manifest file associated with the digital content item, wherein the manifest file includes a location for at least one segment file associated with the digital content item, determine using the manifest file a location on the remote server of a segment file, transmit to the remote server a request for the segment file stored on the remote server, receive the segment file in response to the request for the segment file, and present contents of the segment file on the display of the electronic device.

Type: Grant

Filed: February 28, 2018

Date of Patent: August 6, 2019

Assignee: Digital Broadcasting and Communications Network, LLC

Inventors: Jovan Hutton Pulitzer, James Strader

Predilution sets for distributing antigens

Patent number: 10369215

Abstract: A method for delivering allergens to a pharmacist in a pre-diluted kit form, comprising providing a bulk container of base concentrate antigen containing at least one antigen at a predetermined concentrated level, creating a sequential and more diluted sequence of antigens, providing a plurality of end-use sealable containers that can receive a finite end amount of diluted antigens, dispensing from each of sequential bulk containers a finite end amount of diluted antigens into one of the plurality of end-use sealable containers, wherein the end-use seal containers filled from each of the sequential bulk containers comprises a group of end-use sealable containers associated with each of the sequential bulk containers, sealing each of the end-use containers after diluted antigens are disposed therein, and disposing a select number of the sealed end-use sealable containers from each of the groups of end-use sealable containers into a container comprising a kit.

Type: Grant

Filed: June 15, 2016

Date of Patent: August 6, 2019

Assignee: Roca Medical LTD.

Inventors: James Strader, Jovan Hutton Pulitzer

System and method for audiovisual response to retail diagnostic product

Patent number: 10331924

Abstract: A system and method are provided for presenting self-diagnostic test instructions in the form of audiovisual messages. The system and method include collecting by a user of a testing device a biologic sample for use with a testing device, assigning correlative values as test results, and receiving the test results at a server disposed on a network. Some aspects of the system and method present test instructions to the user in the form of audiovisual messages. The audiovisual messages are provided to the user as a response to an interaction with a retail diagnostic product. In some aspects, the complete audiovisual message is presented before the user may complete a self-diagnostic test.

Type: Grant

Filed: December 14, 2017

Date of Patent: June 25, 2019

Assignee: Reliant Immune Diagnostics, Inc.

Inventors: Jovan Hutton Pulitzer, Henry Joseph Legere, III

SYSTEM AND METHOD FOR DETERMINING EFFICACY AND DOSAGE USING PARALLEL/SERIAL DUAL MICROFLUIDIC CHIP

Publication number: 20190168213

Abstract: A method for determining a treatment agent and dosage level for a biologic material includes the biologic sample is pumped into each of a first plurality of parallel pathways from the first reservoir using a micro-pump. A separate treatment agent of the plurality of treatment agents is applied within each of the first plurality of parallel pathways. The treatment agent providing a best treatment efficacy for the predetermined biologic material within the biologic sample is determined. A second portion of the biologic sample is pumped into a selected second parallel pathway associated with the determined treatment agent of a second plurality of parallel pathways from the first reservoir using a second micro-pump. The determined treatment agent at a plurality of different dosage levels is applied within the selected second parallel pathway. A dosage level of the plurality of different dosage levels of the determined treatment agent is determined.

Type: Application

Filed: November 10, 2018

Publication date: June 6, 2019

Inventors: JOVAN HUTTON PULITZER, HENRY JOSEPH LEGERE, III

DATABASE AND MACHINE LEARNING IN RESPONSE TO PARALLEL SERIAL DUAL MICROFLUIDIC CHIP**Publication number:** 20190172591

Abstract: A method for generating medical trends based on medical test results by a server, comprising obtaining results from a first test related to a medical condition of a first patient, obtaining results from a second test related to a medical condition second patient, wherein the results include patient information and efficacy and dosage level information of a medication, comparing the patient information and the test results of the first patient with the patient information and the test results of the second patient, determining that a patient characteristic of the first patient matches a patient characteristic of the second patient, storing a potential trend, receiving a plurality of additional test results, determining that the potential trend is found in the additional test results in an amount that is above a threshold, and altering the potential trend to an active trend.

Type: Application**Filed:** November 10, 2018**Publication date:** June 6, 2019**Inventors:** JOVAN HUTTON PULITZER, HENRY JOSEPH LEGERE, III**COMMUNICATION LOOP AND RECORD LOOP SYSTEM FOR PARALLEL/SERIAL DUAL MICROFLUIDIC CHIP****Publication number:** 20190147996

Abstract: A method for generating a treatment plan in response to medical test results is provided. The method comprises receiving at a server one or more test results as a result of operation of a medical testing device, wherein the one or more test results includes a determination of the efficacy and dosage level of a medication, generating at the server an updated digital patient record reflecting the one or more test results, and transmitting by the server to a medical entity a treatment plan based on the efficacy and dosage level determined for the medication, wherein the treatment plan is a dosage regimen for the medication.

Type: Application**Filed:** November 10, 2018**Publication date:** May 16, 2019**Inventors:** JOVAN HUTTON PULITZER, HENRY JOSEPH LEGERE, III**MICROFLUIDIC TESTING SYSTEM FOR MOBILE VETERINARY APPLICATIONS****Publication number:** 20190147997

Abstract: A method for generating a treatment plan in response to medical test results is provided. The method comprises requesting point-of-care (POC) services from a mobile POC unit, receiving at a server confirmation of delivery of POC services to a patient, receiving at the server one or more test results as a result of operation of a medical testing device used in the POC services, wherein the one or more test results includes a determination of the efficacy and dosage level of a medication, generating at the server an updated digital patient record reflecting the one or more test results, and transmitting by the server to a medical entity a treatment plan based on the efficacy and dosage level determined for the medication, wherein the treatment plan is a dosage regimen for the medication.

Type: Application

Filed: November 14, 2018

Publication date: May 16, 2019

Inventors: JOVAN HUTTON PULITZER, HENRY JOSEPH LEGERE, III

PREV 1 2 3 4 5 6 NEXT

Laws & Legal Resources.

Free Pocket Constitution

Get The Constitution & Declaration of Independence For Free Nov

lp.hillsdale.edu

Patents by Inventor Jovan Hutton Pulitzer

Jovan Hutton Pulitzer has filed for patents to protect the following inventions. This listing includes patent applications that are pending as well as patents that have already been granted by the United States Patent and Trademark Office (USPTO).

MODULAR PARALLEL/SERIAL DUAL MICROFLUIDIC CHIP

Publication number: 20190144914

Abstract: A system for testing a treatment agent for a biologic material includes an input for receiving a biologic sample. A plurality of micro-pumps pump a portion of the biologic sample from the first reservoir into a connected module. A first module includes a first plurality of testing pathways for testing a first portion of the biologic sample. A first module connector removeably connects the first module to the distributor module. A second module includes a second plurality of testing pathways for testing a second portion of the biologic sample. The selected pathway applies at least one dosage level of a treatment agent

to the second portion of the biologic sample. A second module connector removeably connects the second module to the distributor module, wherein treatment agent and the plurality of dosage levels tested by the system may be selected by selecting the second module associated with the second module connector.

Type: Application

Filed: November 10, 2018

Publication date: May 16, 2019

Inventors: Jovan Hutton Pulitzer, Henry Joseph Legere, III

ARTIFICIAL INTELLIGENCE RESPONSE SYSTEM BASED ON TESTING WITH PARALLEL/SERIAL DUAL MICROFLUIDIC CHIP

Publication number: 20190148013

Abstract: An artificial intelligence response system comprises a centralized system having associated therewith a trained database, a trends engine, and a plurality of patient records, a plurality of interconnected entities connected over a network to the centralized system, and a voice-activated assistant device connected over the network to the centralized system and to the interconnected entities, the voice-activated assistant device including a memory operatively coupled to a processor, wherein the processor is configured to receive medical information pertaining to a patient's health from the centralized system, request a treatment regimen for the patient from the centralized system, receive a voice command from a medical professional to retrieve additional medical information, request additional medical information in response to the voice command, and request one or more actions related to treating a patient.

Type: Application

Filed: November 10, 2018

Publication date: May 16, 2019

Inventors: JOVAN HUTTON PULITZER, HENRY JOSEPH LEGERE, III

BIOFLUIDIC TRIGGERING SYSTEM AND METHOD

Publication number: 20190148014

Abstract: A method of signaling a medical response action comprises receiving a biofluidic input from a client or application, by a logical testing unit, wherein the logical testing unit comprising a testing display and a persistent testing mechanism, further wherein the persistent testing mechanism comprising one or more analogical data processors, generating one or more logical results from the processing of biofluidic data from the biofluidic input, displaying, on the testing display of the logical testing unit, the one or more logical results, capturing the logical indicators on the testing display with a

mobile computing unit, generating, by the mobile computing unit, a pixelated result and an action result, displaying, on the mobile display, the pixelated result and action result, responsive to a signaling input from the client or application, the mobile computing unit processes, by one or more processors, the signaling input and generating an action response packet.

Type: Application

Filed: November 10, 2018

Publication date: May 16, 2019

Inventors: JOVAN HUTTON PULITZER, HENRY JOSEPH LEGERE, III

MICROFLUIDIC TESTING SYSTEM WITH CELL CAPTURE/ANALYSIS REGIONS FOR PROCESSING IN A PARALLEL AND SERIAL MANNER

Publication number: 20190144913

Abstract: A microfluidic chip system includes an input for receiving the biologic sample, and a first reading window for enabling a detection of the biologic material within the biologic sample. A first plurality of pathways is provided each for determining a treatment agent providing a best treatment efficacy for the predetermined biologic material. A first micro-pump is provided for pumping a portion of the biologic sample into each of the first plurality of pathways. A second plurality of pathways is provided, each for determining a dosage level of a particular one of the plurality of treatment agents with respect to the predetermined biologic material. A plurality of second micro-pumps are provided for pumping a second portion of the biologic sample into a selected one of the second plurality of pathways responsive to the determination of treatment efficacy of the treatment agent providing a best treatment of the predetermined biologic material.

Type: Application

Filed: November 10, 2018

Publication date: May 16, 2019

Inventors: JOVAN HUTTON PULITZER, HENRY JOSEPH LEGERE, III

SYSTEM AND METHOD FOR USING A MOBILE DEVICE AS AN INPUT DEVICE FOR SURVEYS AT A LIVE EVENT

Publication number: 20190141782

Abstract: A method is provided for interacting with audience members in an event, each of the potential attendees having available thereto a unique identifier. The method comprises creating, for an attendee, a unique ID (UID) on a mobile wireless device (MWD) by the steps of inputting to the MWD one of the unique identifiers, combining the obtained unique identifier with a UID time stamp at the time of creation of the UID; receiving with a

server on a first wireless channel communications from the MWD; registering the UID at the physical location of the event; generating a visual query; displaying on the MWD response indicators; receiving at the server from the registered attendee a response, to the query over the first wireless channel; and storing in a database on the server the received response in association with the displayed query.

Type: Application

Filed: January 8, 2019

Publication date: May 9, 2019

Inventor: JOVAN HUTTON PULITZER

SYSTEM AND METHOD FOR A DIGITAL CONSUMER MEDICAL WALLET AND STOREHOUSE

Publication number: 20190122768

Abstract: A system and method are provided for collection and testing of a biologic sample. The system and method comprise collecting by a user of a testing device a biologic sample for use with the testing device, assigning correlative values as test results, and receiving the test results at a server disposed on a network. Some aspects further include presenting advertisements and other messages to users through a mobile application operating on a mobile device. These aspects take into account the results of the self-diagnostic test and present different advertisements to the user based on the results of the test.

Type: Application

Filed: September 20, 2018

Publication date: April 25, 2019

Inventors: JOVAN HUTTON PULITZER, HENRY JOSEPH LEGERE, III

SYSTEM AND METHOD FOR REAL-TIME INSURANCE QUOTE IN RESPONSE TO A SELF-DIAGNOSTIC TEST

Publication number: 20190122771

Abstract: A method for initiating a telemedicine conference on a mobile device is provided. The method comprises receiving diagnostic test results in response to a diagnostic test, determining if the diagnostic test results include a positive result, storing the diagnostic test results on a server disposed on a network, presenting, if the diagnostic test results are positive, a telemedicine initiation option on a screen of the mobile device, determining whether the telemedicine initiation option is selected, sending the diagnostic test results from the server to the telemedicine provider, sending additional medical history information to the telemedicine provider, and initiating a telemedicine conference with the

telemedicine provider. Some of these aspects also provide healthcare providers the ability to electronically send prescriptions and provide users the ability to use a mobile application to send prescriptions to pharmacies to be filled.

Type: Application

Filed: September 20, 2018

Publication date: April 25, 2019

Inventors: JOVAN HUTTON PULITZER, HENRY JOSEPH LEGERE, III

System and method for haptic mapping of a configurable virtual reality environment

Patent number: 10255729

Abstract: A system for providing a virtual reality experience includes a display associated with a field of view of a user. A virtual reality system renders a virtual reality world responsive to a movement of the user and displays the rendered virtual reality world to a user through the display. A configurable virtual reality environment model may be configured to place physical walls in a location that corresponds to a virtual wall located within with virtual reality world such that when the display shows the user touching a wall in the virtual reality world, the user feels the physical wall placed in the configurable virtual reality environment.

Type: Grant

Filed: May 29, 2018

Date of Patent: April 9, 2019

Assignee: Exploring, Inc.

Inventors: Jovan Hutton Pulitzer, David Walens, Matthew Kelly, Geoffrey Wright

FINGER CUFF HAVING VIBRATION MECHANISM FOR USE IN PERFORMING A FINGER PRICK

Publication number: 20190099117

Abstract: A vibrating finger cuff for use in performing a finger prick comprises a body having a first end and a second end, wherein the first end having a first opening and the second end having a second opening, and wherein a finger is inserted into the first opening until the finger exits the hollow body at the second opening, a housing secured to an outside surface of the hollow body, the housing including within a vibrator motor, a negative battery contact, a switch contact, a negative motor wire connected between the vibrator motor and the negative battery contact, a positive motor wire connected between the vibrator motor and the switch contact, and a battery housing containing a battery and a positive battery contact, wherein the positive battery contact extends upward from the

battery housing so that it contacts the switch contact, and wherein the negative battery contact contacts the battery.

Type: Application

Filed: September 20, 2018

Publication date: April 4, 2019

Inventors: JOVAN HUTTON PULITZER, HENRY JOSEPH LEGERE, III

SYSTEM AND METHOD FOR MEDICAL ESCALATION AND INTERVENTION THAT IS A DIRECT RESULT OF A REMOTE DIAGNOSTIC TEST

Publication number: 20190096516

Abstract: A method for initiating a telemedicine conference on a mobile device is provided. The method comprises receiving diagnostic test results in response to a diagnostic test, determining if the diagnostic test results include a positive result, storing the diagnostic test results on a server disposed on a network, presenting, if the diagnostic test results are positive, a telemedicine initiation option on a screen of the mobile device, determining whether the telemedicine initiation option is selected, sending the diagnostic test results from the server to the telemedicine provider, sending additional medical history information to the telemedicine provider, and initiating a telemedicine conference with the telemedicine provider. Some of these aspects also provide healthcare providers the ability to electronically send prescriptions and provide users the ability to use a mobile application to send prescriptions to pharmacies to be filled.

Type: Application

Filed: September 20, 2018

Publication date: March 28, 2019

Inventors: JOVAN HUTTON PULITZER, HENRY JOSEPH LEGERE, III

MEDICAL APPARATUS FOR TESTING FOR MEDICAL CONDITIONS INCLUDING ZIKA AND PREGNANCY

Publication number: 20190086407

Abstract: A system for providing immunoassay test results for multiple medical conditions, comprising a testing device having thereon an alignment target and having a plurality of immunoassay test strips, the plurality of immunoassay test strips each including a sample pad capable of receiving a biologic sample, a conjugate pad containing particles for conjugating with antibodies or antigens present in the biologic sample, and a membrane strip having a test line and a control line, wherein the test line and the control line are viewable, and a mobile device having a camera, a viewing screen, and a software application stored thereon, wherein the software application provides executable

instructions to capture an image of the testing device, process an image to determine pixel count and line intensity of the test line of each of the plurality of immunoassay test strips, and present test results on the viewing screen.

Type: Application

Filed: November 15, 2018

Publication date: March 21, 2019

Inventors: JOVAN HUTTON PULITZER, HENRY JOSEPH LEGERE, III

MEDICAL APPARATUS FOR TESTING FOR MEDICAL CONDITIONS INCLUDING ZIKA, PREGNANCY, AND THE TORCH COMPLEX

Publication number: 20190086409

Abstract: A system for providing immunoassay test results for multiple medical conditions, comprising a testing device having thereon an alignment target and having a plurality of immunoassay test strips, the plurality of immunoassay test strips each including a sample pad capable of receiving a biologic sample, a conjugate pad containing particles for conjugating with antibodies or antigens present in the biologic sample, and a membrane strip having a test line and a control line, wherein the test line and the control line are viewable, and a mobile device having a camera, a viewing screen, and a software application stored thereon, wherein the software application provides executable instructions to capture an image of the testing device, process an image to determine pixel count and line intensity of the test line of each of the plurality of immunoassay test strips, and present test results on the viewing screen.

Type: Application

Filed: November 15, 2018

Publication date: March 21, 2019

Inventors: JOVAN HUTTON PULITZER, HENRY JOSEPH LEGERE, III

MEDICAL APPARATUS FOR TESTING FOR MEDICAL CONDITIONS INCLUDING PREGNANCY AND THE TORCH COMPLEX

Publication number: 20190086408

Abstract: A system for providing immunoassay test results for multiple medical conditions, comprising a testing device having thereon an alignment target and having a plurality of immunoassay test strips, the plurality of immunoassay test strips each including a sample pad capable of receiving a biologic sample, a conjugate pad containing particles for conjugating with antibodies or antigens present in the biologic sample, and a membrane strip having a test line and a control line, wherein the test line and the control line are viewable, and a mobile device having a camera, a viewing screen, and a software

application stored thereon, wherein the software application provides executable instructions to capture an image of the testing device, process an image to determine pixel count and line intensity of the test line of each of the plurality of immunoassay test strips, and present test results on the viewing screen.

Type: Application

Filed: November 15, 2018

Publication date: March 21, 2019

Inventors: JOVAN HUTTON PULITZER, HENRY JOSEPH LEGERE, III

SYSTEM AND METHOD FOR USING A MOBILE DEVICE AS AN INPUT DEVICE FOR SURVEYS AT A LIVE EVENT

Publication number: 20190082292

Abstract: A method is provided for interacting with audience members in an event, each of the potential attendees having available thereto a unique identifier. The method comprises creating, for an attendee, a unique ID (UID) on a mobile wireless device (MWD) by the steps of inputting to the MWD one of the unique identifiers, combining the obtained unique identifier with a UID time stamp at the time of creation of the UID; receiving with a server on a first wireless channel communications from the MWD; registering the UID at the physical location of the event; generating a visual query; displaying on the MWD response indicators; receiving at the server from the registered attendee a response, to the query over the first wireless channel; and storing in a database on the server the received response in association with the displayed query.

Type: Application

Filed: November 9, 2018

Publication date: March 14, 2019

Inventor: JOVAN HUTTON PULITZER

SYSTEM AND METHOD FOR USING A MOBILE DEVICE AS AN INPUT DEVICE FOR SURVEYS AT A LIVE EVENT

Publication number: 20190082049

Abstract: A method is provided for interacting with audience members in an event, each of the potential attendees having available thereto a unique identifier. The method comprises creating, for an attendee, a unique ID (UID) on a mobile wireless device (MWD) by the steps of inputting to the MWD one of the unique identifiers, combining the obtained unique identifier with a UID time stamp at the time of creation of the UID; receiving with a server on a first wireless channel communications from the MWD; registering the UID at the physical location of the event; generating a visual query; displaying on the MWD

response indicators; receiving at the server from the registered attendee a response, to the query over the first wireless channel; and storing in a database on the server the received response in association with the displayed query.

Type: Application

Filed: November 9, 2018

Publication date: March 14, 2019

Inventor: JOVAN HUTTON PULITZER

SYSTEM AND METHOD FOR REMOTE MAPPING OF AGENT-INDUCED MATERIAL SWAB

Publication number: 20190035491

Abstract: A method for initiating a telemedicine conference on a mobile device is provided. The method comprises receiving diagnostic test results in response to a diagnostic test, determining if the diagnostic test results include a positive result, storing the diagnostic test results on a server disposed on a network, presenting, if the diagnostic test results are positive, a telemedicine initiation option on a screen of the mobile device, determining whether the telemedicine initiation option is selected, sending the diagnostic test results from the server to the telemedicine provider, sending additional medical history information to the telemedicine provider, and initiating a telemedicine conference with the telemedicine provider. Some of these aspects also provide healthcare providers the ability to electronically send prescriptions and provide users the ability to use a mobile application to send prescriptions to pharmacies to be filled.

Type: Application

Filed: September 20, 2018

Publication date: January 31, 2019

Inventors: JOVAN HUTTON PULITZER, HENRY JOSEPH LEGERE, III

SYSTEM AND METHOD FOR MAPPING A DIAGNOSTIC TEST TO AN INDIVIDUAL USER TO CREATE A UNIQUE PROFILE ON A REMOTE DATABASE

Publication number: 20190027258

Abstract: A method for initiating a telemedicine conference on a mobile device is provided. The method comprises receiving diagnostic test results in response to a diagnostic test, determining if the diagnostic test results include a positive result, storing the diagnostic test results on a server disposed on a network, presenting, if the diagnostic test results are positive, a telemedicine initiation option on a screen of the mobile device, determining whether the telemedicine initiation option is selected, sending the diagnostic test results from the server to the telemedicine provider, sending additional medical history information to the telemedicine provider, and initiating a telemedicine conference with the

telemedicine provider. Some of these aspects also provide healthcare providers the ability to electronically send prescriptions and provide users the ability to use a mobile application to send prescriptions to pharmacies to be filled.

Type: Application

Filed: September 20, 2018

Publication date: January 24, 2019

Inventors: JOVAN HUTTON PULITZER, HENRY JOSEPH LEGERE, III

SYSTEM AND METHOD FOR TRANSFORMING A BIOLOGIC INTO A NUMBER

Publication number: 20190027250

Abstract: A method for collection and dissemination of biologic data is provided, comprising collecting by a user of a testing device a biologic sample for use with the testing device, assigning correlative values as test results, wherein each test performed on the biologic sample is assigned a different correlative value, receiving the test results at a server disposed on a network, wherein the server has configured thereon a database, assigning a unique identification to the biologic sample, storing the unique identification in the database, storing the test results in the database in association with the unique identification of the biologic sample, and providing access to the database to healthcare organizations for analysis of the test results.

Type: Application

Filed: September 20, 2018

Publication date: January 24, 2019

Inventors: JOVAN HUTTON PULITZER, HENRY JOSEPH LEGERE, III

SYSTEM AND METHOD FOR MACHINE LEARNING APPLICATION FOR PROVIDING MEDICAL TEST RESULTS USING VISUAL INDICIA

Publication number: 20190027251

Abstract: A method for providing diagnostic test results is provided. The method comprises providing a software application to be stored on a mobile device, the mobile device having a camera and a viewing screen, initiating operation of the camera, aligning the camera with a visual trigger associated with the diagnostic test, capturing an image of the diagnostic test, sending the image to a server, creating a pixel value array from the pixel values in the image, providing the pixel value array as inputs in a trained neural network, and providing either a positive or negative result from the trained neural network in response to the pixel value array.

Type: Application

Filed: September 20, 2018

Publication date: January 24, 2019

Inventors: JOVAN HUTTON PULITZER, HENRY JOSEPH LEGERE, III

SYSTEM AND METHOD FOR REMOTE MAPPING OF GOLD CONJUGATES

Publication number: 20190027259

Abstract: A method for initiating a telemedicine conference on a mobile device is provided. The method comprises receiving diagnostic test results in response to a diagnostic test, determining if the diagnostic test results include a positive result, storing the diagnostic test results on a server disposed on a network, presenting, if the diagnostic test results are positive, a telemedicine initiation option on a screen of the mobile device, determining whether the telemedicine initiation option is selected, sending the diagnostic test results from the server to the telemedicine provider, sending additional medical history information to the telemedicine provider, and initiating a telemedicine conference with the telemedicine provider. Some of these aspects also provide healthcare providers the ability to electronically send prescriptions and provide users the ability to use a mobile application to send prescriptions to pharmacies to be filled.

Type: Application

Filed: September 20, 2018

Publication date: January 24, 2019

Inventors: JOVAN HUTTON PULITZER, HENRY JOSEPH LEGERE, III

PREV 1 2 3 4 5 6 NEXT

Laws & Legal Resources.

Free Pocket Constitution

Get The Constitution & Declaration of Independence For Free Nov

lp.hillsdale.edu

Patents by Inventor Jovan Hutton Pulitzer

Jovan Hutton Pulitzer has filed for patents to protect the following inventions. This listing includes patent applications that are pending as well as patents that have already been granted by the United States Patent and Trademark Office (USPTO).

System and method for using a mobile device as an input device for surveys at a live event

Patent number: 10178710

Abstract: A method is provided for interacting with audience members in an event, each of the potential attendees having available thereto a unique identifier. The method comprises creating, for an attendee, a unique ID (UID) on a mobile wireless device (MWD) by the steps of inputting to the MWD one of the unique identifiers, combining the obtained unique identifier with a UID time stamp at the time of creation of the UID; receiving with a server on a first wireless channel communications from the MWD; registering the UID at the physical location of the event; generating a visual query; displaying on the MWD

response indicators; receiving at the server from the registered attendee a response, to the query over the first wireless channel; and storing in a database on the server the received response in association with the displayed query.

Type: Grant

Filed: May 22, 2017

Date of Patent: January 8, 2019

Inventor: Jovan Hutton Pulitzer

System and method for using a mobile device as an input device for surveys at a live event

Patent number: 10176486

Abstract: A method is provided for interacting with audience members in an event, each of the potential attendees having available thereto a unique identifier. The method comprises creating, for an attendee, a unique ID (UID) on a mobile wireless device (MWD) by the steps of inputting to the MWD one of the unique identifiers, combining the obtained unique identifier with a UID time stamp at the time of creation of the UID; receiving with a server on a first wireless channel communications from the MWD; registering the UID at the physical location of the event; generating a visual query; displaying on the MWD response indicators; receiving at the server from the registered attendee a response, to the query over the first wireless channel; and storing in a database on the server the received response in association with the displayed query.

Type: Grant

Filed: March 8, 2017

Date of Patent: January 8, 2019

Inventor: Jovan Hutton Pulitzer

SYSTEM AND METHOD FOR EPIDEMIC TRACKING ON MOBILE DEVICE

Publication number: 20180366230

Abstract: A method for epidemic tracking on a mobile device is provided, comprising collecting a plurality of test results associated with a particular medical condition from a plurality of users, wherein the test results are achieved by testing a biologic sample with a testing device, receiving the plurality of test results at a server disposed on a network, wherein the server has configured thereon a database, collecting and storing on the database a plurality of user information from the plurality of users, storing the plurality of test results in the database, wherein each of the plurality of test results is associated with the user information of the plurality of user information that corresponds to the user who provided the test results, and tracking the particular medical condition based on the plurality of test results and the plurality of user information.

Type: Application

Filed: December 14, 2017

Publication date: December 20, 2018

Inventors: JOVAN HUTTON PULITZER, HENRY JOSEPH LEGERE, III

TWO-SIDED FLOW-THROUGH IMMUNOASSAY

Publication number: 20180364224

Abstract: A two-sided flow-through immunoassay testing device is provided. The device comprises a well having therein a plurality of orifices, the plurality of orifices serving to channel biologic material deposited into the well onto different immunoassay pods, wherein the immunoassay pods may contain immunoassay test layers stacked to create an immunoassay test. The device further includes a results window. Inside the device, and between the window and the pods, there are open sections below each pod to allow a user to view the results of the tests as presented on the reaction layers of the pods through the window.

Type: Application

Filed: December 14, 2017

Publication date: December 20, 2018

Inventors: JOVAN HUTTON PULITZER, HENRY JOSEPH LEGERE, III

OPIATE REDUCTION TREATMENT SYSTEM

Publication number: 20180294049

Abstract: This disclosure relates to an opiate reduction treatment system. The system comprises a PIN generator for creating a Patient Identification Number (PIN) unique to a given patient, wherein the PIN includes one or more fields, and wherein the one or more fields each include a scored value, each scored value associated with a defined portion of a health profile of the given patient, a database including test results for a plurality of PINs, and known treatments, and a neural network, including an input layer configured to receive an output of a PIN for a given patient from the PIN generator and compound constituents as input values, an output layer configured to provide an opioid reduction treatment prediction, an intermediate layer configured to store a representation of the database, and map the input layer to the output layer through the stored representation.

Type: Application

Filed: April 5, 2018

Publication date: October 11, 2018

Inventors: James STRADER, Jovan Hutton PULITZER, Edmund Dennis HARRIS

DEVICE FOR INDUSTRY-SPECIFIC CONTENT STREAMING**Publication number:** 20180249226

Abstract: A device for industry-specific content streaming includes a network interface, a display, a memory, and at least one processor coupled to the network interface and the memory. The at least one processor is configured to transmit a request for a digital content item to a remote server, wherein the digital content item is classified according to a specific classification code, receive a manifest file associated with the digital content item, wherein the manifest file includes a location for at least one segment file associated with the digital content item, determine using the manifest file a location on the remote server of a segment file, transmit to the remote server a request for the segment file stored on the remote server, receive the segment file in response to the request for the segment file, and present contents of the segment file on the display of the electronic device.

Type: Application**Filed:** February 28, 2018**Publication date:** August 30, 2018**Inventors:** James Strader, Jovan Hutton Pulitzer**TRANSDERMAL CREAM CONTAINING IMMUNOMODULATORS AND IMIQUIMOD****Publication number:** 20180193284

Abstract: A method for creating a consolidated compound for delivering an immunomodulatory and imiquimod to a patient, comprising diluting immunomodulator extract to a desired dilution by transferring a desired quantity of the concentrated immunomodulator to an associated sterile container, the associated sterile container having a defined volume of diluted immunomodulator after dilution thereof, providing a viscous encapsulation material, selecting a prescribed amount of concentrated immunomodulator, the prescribed amount defined as that amount of the diluted immunomodulator extract required to provide a number of doses equal to the number of dispensable increments from the container containing the viscous encapsulation material, introducing the selected amount of each of the diluted immunomodulator extract into the viscous encapsulation material, introducing an amount of imiquimod into the viscous encapsulation material, and mixing the introduced amount of each of the diluted immunomodulator extracts and the introduc

Type: Application**Filed:** January 8, 2018**Publication date:** July 12, 2018**Inventors:** James STRADER, Jovan Hutton PULITZER

SYSTEM AND METHOD FOR TRANSMITTING PRESCRIPTION TO PHARMACY USING SELF-DIAGNOSTIC TEST AND TELEMEDICINE**Publication number:** 20180190373

Abstract: A method for initiating a telemedicine conference on a mobile device is provided. The method comprises receiving diagnostic test results in response to a diagnostic test, determining if the diagnostic test results include a positive result, storing the diagnostic test results on a server disposed on a network, presenting, if the diagnostic test results are positive, a telemedicine initiation option on a screen of the mobile device, determining whether the telemedicine initiation option is selected, sending the diagnostic test results from the server to the telemedicine provider, sending additional medical history information to the telemedicine provider, and initiating a telemedicine conference with the telemedicine provider. Some of these aspects also provide healthcare providers the ability to electronically send prescriptions and provide users the ability to use a mobile application to send prescriptions to pharmacies to be filled.

Type: Application**Filed:** December 14, 2017**Publication date:** July 5, 2018**Inventors:** JOVAN HUTTON PULITZER, HENRY JOSEPH LEGERE, III**SYSTEM AND METHOD FOR ADVERTISING IN RESPONSE TO DIAGNOSTIC TEST****Publication number:** 20180174194

Abstract: A system and method are provided for collection and testing of a biologic sample in a self-diagnostic test. The system and method comprise collecting by a user of a testing device a biologic sample for use with the testing device, assigning correlative values as test results, and receiving the test results at a server disposed on a network. Some aspects include a mobile application operating on a mobile device with which the user interacts. These aspects allow advertisements and other messages to be presented to the user through the mobile application. Some aspects present different messages to the user based on the type of self-diagnostic test the user is conducting.

Type: Application**Filed:** December 14, 2017**Publication date:** June 21, 2018**Inventors:** JOVAN HUTTON PULITZER, HENRY JOSEPH LEGERE, III**SYSTEM AND METHOD FOR AUDIOVISUAL RESPONSE TO RETAIL DIAGNOSTIC PRODUCT****Publication number:** 20180173913

Abstract: A system and method are provided for presenting self-diagnostic test instructions in the form of audiovisual messages. The system and method include collecting by a user of a testing device a biologic sample for use with a testing device, assigning correlative values as test results, and receiving the test results at a server disposed on a network. Some aspects of the system and method present test instructions to the user in the form of audiovisual messages. The audiovisual messages are provided to the user as a response to an interaction with a retail diagnostic product. In some aspects, the complete audiovisual message is presented before the user may complete a self-diagnostic test.

Type: Application

Filed: December 14, 2017

Publication date: June 21, 2018

Inventors: JOVAN HUTTON PULITZER, HENRY JOSEPH LEGERE, III

SYSTEM AND METHOD FOR ADVERTISING IN RESPONSE TO DIAGNOSTIC TEST RESULTS

Publication number: 20180174689

Abstract: A system and method are provided for collection and testing of a biologic sample. The system and method comprise collecting by a user of a testing device a biologic sample for use with the testing device, assigning correlative values as test results, and receiving the test results at a server disposed on a network. Some aspects further include presenting advertisements and other messages to users through a mobile application operating on a mobile device. These aspects take into account the results of the self-diagnostic test and present different advertisements to the user based on the results of the test.

Type: Application

Filed: December 14, 2017

Publication date: June 21, 2018

Inventors: Jovan Hutton Pulitzer, Henry Joseph Legere, III

SYSTEM AND METHOD FOR HANDING DIAGNOSTIC TEST RESULTS TO TELEMEDICINE PROVIDER

Publication number: 20180166171

Abstract: A method for handing off diagnostic test results to a telemedicine provider is provided. The method comprises receiving diagnostic test results in response to a diagnostic test, determining if the diagnostic test results include a positive result, storing the diagnostic test results on a server disposed on a network, sending the diagnostic test results from the server to the telemedicine provider, sending additional medical history

information to the telemedicine provider, and initiating a telemedicine conference with the telemedicine provider.

Type: Application

Filed: December 14, 2017

Publication date: June 14, 2018

Inventors: Jovan Hutton Pulitzer, Henry Joseph Legere, III

SYSTEM AND METHOD FOR INITIATING TELEMEDICINE CONFERENCE USING SELF-DIAGNOSTIC TEST

Publication number: 20180166177

Abstract: A method for initiating a telemedicine conference on a mobile device is provided. The method comprises receiving diagnostic test results in response to a diagnostic test, determining if the diagnostic test results include a positive result, storing the diagnostic test results on a server disposed on a network, presenting, if the diagnostic test results are positive, a telemedicine initiation option on a screen of the mobile device, determining whether the telemedicine initiation option is selected, sending the diagnostic test results from the server to the telemedicine provider, sending additional medical history information to the telemedicine provider, and initiating a telemedicine conference with the telemedicine provider.

Type: Application

Filed: December 14, 2017

Publication date: June 14, 2018

Inventors: JOVAN HUTTON PULITZER, HENRY JOSEPH LEGERE, III

SYSTEM AND METHOD FOR VISUAL TRIGGER TO PERFORM DIAGNOSTIC TEST

Publication number: 20180164222

Abstract: A method for performing a diagnostic test comprises generating a first visual trigger on a display screen of a mobile device responsive to activation of an application on the mobile device. An image of a diagnostic test presently viewed by a camera incorporated with the mobile device is displayed on the display screen of the mobile device. The diagnostic test has a second visual trigger thereon. The image and the first visual trigger are displayed on the display screen at a same time. An image is captured by the application of the diagnostic test responsive to alignment of the first visual trigger with the second visual trigger on the display screen of the mobile device. The captured image is processed to provide test results for the diagnostic test.

Type: Application

Filed: December 14, 2017

Publication date: June 14, 2018

Inventors: JOVAN HUTTON PULITZER, HENRY JOSEPH LEGERE, III

SYSTEM AND METHOD FOR CORRELATING RETAIL TESTING PRODUCT TO MEDICAL DIAGNOSTIC CODE

Publication number: 20180166155

Abstract: A method for correlating a retail testing product to medical codes is provided. The method comprises receiving a diagnostic test identifier at a server disposed on a network, retrieving a first medical code from a database, wherein the first medical code is associated with the diagnostic test identifier and the retail testing product, processing an image of the retail testing product to determine results of the test, retrieving a second medical code from the database, wherein the second medical code is associated with the test results, determining a recommended pharmaceutical product useful in treatment of at least one medical condition associated with the retail testing product, retrieving a third medical code from the database, where the third medical code is associated with the recommended pharmaceutical product, and transmitting the first medical code, the second medical code, and the third medical code to a healthcare entity.

Type: Application

Filed: December 14, 2017

Publication date: June 14, 2018

Inventors: JOVAN HUTTON PULITZER, HENRY JOSEPH LEGERE, III

SYSTEM AND METHOD FOR TELEVISION NETWORK IN RESPONSE TO INPUT

Publication number: 20180167659

Abstract: A system and method are provided for collection and of a biologic sample. The method comprises collecting by a user of a testing device a biologic sample for use with the testing device, assigning correlative values as test results, and receiving the test results at a server disposed on a network. Some aspects also include presenting audiovisual messages to the user while the user is waiting for test results to be completed. These audiovisual messages are presented to the user by a mobile application. The audiovisual messages may take several forms, including advertisements and television channels.

Type: Application

Filed: December 14, 2017

Publication date: June 14, 2018

Inventors: JOVAN HUTTON PULITZER, HENRY JOSEPH LEGERE, III

System and method for creation of unique identification for use in gathering survey data from a mobile device at a live event**Patent number:** 9959689

Abstract: A method is provided for interacting with audience members in an event, each of the potential attendees having available thereto a unique identifier. The method comprises creating, for an attendee, a unique ID (UID) on a mobile wireless device (MWD) by the steps of inputting to the MWD one of the unique identifiers, combining the obtained unique identifier with a UID time stamp at the time of creation of the UID; receiving with a server on a first wireless channel communications from the MWD; registering the UID at the physical location of the event; generating a visual query; displaying on the MWD response indicators; receiving at the server from the registered attendee a response, to the query over the first wireless channel; and storing in a database on the server the received response in association with the displayed query.

Type: Grant**Filed:** May 4, 2016**Date of Patent:** May 1, 2018**Assignee:** TESLA LABORATORIES LLC**Inventor:** Jovan Hutton Pulitzer**SYSTEM AND METHOD FOR COLLECTION AND DISSEMINATION OF BIOLOGIC SAMPLE TEST RESULTS DATA****Publication number:** 20180106803

Abstract: A method for collection and dissemination of biologic data, comprising collecting at least one biologic sample by a testing device including thereon an alignment target and including a plurality of immunoassay test strips, wherein the at least one biologic sample contacts a sample pad on at least one of the plurality of immunoassay test strips, assigning correlative values as test results, wherein each test performed on the biologic sample is assigned a different correlative value, receiving the test results at a server disposed on a network, wherein the server has configured thereon a database, assigning a unique identification to the biologic sample, storing the unique identification in the database, storing the test results in the database in association with the unique identification of the biologic sample, and providing access to the database to healthcare organizations for analysis of the test results.

Type: Application**Filed:** October 17, 2017**Publication date:** April 19, 2018**Inventors:** JOVAN HUTTON PULITZER, HENRY JOSEPH LEGERE, III

SYSTEM AND METHOD FOR IMMEDIATE HEALTH ASSESSMENT RESPONSE SYSTEM**Publication number:** 20180106804

Abstract: An immediate health assessment response system, comprising a testing device having thereon an alignment target and having a plurality of immunoassay test strips, the plurality of immunoassay test strips each including a sample pad capable of receiving a biologic sample, and a server configured to receive information from a mobile device regarding test results from a test performed using the testing device, receive an image from a mobile device, process the image to determine results based on pixel count and line intensity of the test line of each of the plurality of immunoassay test strips, compare the results of processing the image to a control for each test line of each of the plurality of immunoassay test strips, and provide a risk indicator, wherein the risk indicator alerts a user to seek medical attention immediately.

Type: Application**Filed:** October 17, 2017**Publication date:** April 19, 2018**Inventors:** JOVAN HUTTON PULITZER, HENRY JOSEPH LEGERE, III**SYSTEM AND METHOD FOR VARIABLE FUNCTION MOBILE APPLICATION FOR PROVIDING MEDICAL TEST RESULTS USING VISUAL INDICIA TO DETERMINE MEDICAL TEST FUNCTION TYPE****Publication number:** 20180106789

Abstract: A method for image analysis of medical test results, comprising receiving information from a mobile device application regarding a test performed using a testing device, wherein the testing device includes a plurality of immunoassay test strips and at least one test function indicator on a surface thereof, wherein the mobile device application is configured to recognize the at least one test function indicator to trigger performance of one or more of the plurality of medical test functions, receiving at the server an image of the testing device from the mobile device application, determining by the server RGB values for a plurality of pixels of the image, normalizing by the server the RGB values into a single value, comparing the single value to a control value, and providing by the server a risk indicator, wherein the risk indicator indicates a likelihood of a presence of a medical condition.

Type: Application**Filed:** November 6, 2017**Publication date:** April 19, 2018**Inventors:** JOVAN HUTTON PULITZER, HENRY JOSEPH LEGERE, III

PREV 1 2 3 4 5 6 NEXT

Laws & Legal Resources.

LegalShield® Protection Plan

Save time, save money,
protect yourself and you
with a legal plan.

LegalShield®

Patents by Inventor Jovan Hutton Pulitzer

Jovan Hutton Pulitzer has filed for patents to protect the following inventions. This listing includes patent applications that are pending as well as patents that have already been granted by the United States Patent and Trademark Office (USPTO).

SYSTEM AND METHOD FOR VARIABLE FUNCTION MOBILE APPLICATION FOR PROVIDING MEDICAL TEST RESULTS

Publication number: 20180107790

Abstract: A method for providing variable function medical tests, comprising providing by a mobile device application a plurality of selectable medical test functions, receiving information from the mobile device application regarding test results from a test performed using a testing device, wherein the testing device includes an alignment target disposed on the testing device and a plurality of immunoassay test strips receiving at the server an image of the testing device from the mobile device application, determining by

the server RGB values for a plurality of pixels of the image, normalizing by the server the RGB values into a single value, comparing by the server the single value to a control value stored on the server, and providing by the server a risk indicator, wherein the risk indicator indicates a likelihood of a presence of a medical condition.

Type: Application

Filed: November 6, 2017

Publication date: April 19, 2018

Inventors: JOVAN HUTTON PULITZER, HENRY JOSEPH LEGERE, III

SYSTEM AND METHOD FOR IMAGE ANALYSIS OF MEDICAL TEST RESULTS

Publication number: 20180107789

Abstract: A method for image analysis of medical test results, comprising receiving, at a server, information from a mobile device regarding test results from a test performed using a testing device, wherein the testing device includes an alignment target disposed on the testing device and a plurality of immunoassay test strips, receiving at the server an image of the testing device from the mobile device, determining by the server RGB values for a plurality of pixels of the image, normalizing by the server the RGB values into a single value, comparing by the server the single value to a control value stored on the server, and providing by the server a risk indicator, wherein the risk indicator indicates a likelihood of a presence of a medical condition.

Type: Application

Filed: November 6, 2017

Publication date: April 19, 2018

Inventors: JOVAN HUTTON PULITZER, HENRY JOSEPH LEGERE, III

Arbovirus indicative birth defect risk test

Patent number: 9857372

Abstract: A system for providing immunoassay test results for multiple medical conditions, comprising a testing device having thereon an alignment target and having a plurality of immunoassay test strips, the plurality of immunoassay test strips each including a sample pad capable of receiving a biologic sample, a conjugate pad containing particles for conjugating with antibodies or antigens present in the biologic sample, and a membrane strip having a test line and a control line, wherein the test line and the control line are viewable, and a mobile device having a camera, a viewing screen, and a software application stored thereon, wherein the software application provides executable instructions to capture an image of the testing device, process an image to determine pixel

count and line intensity of the test line of each of the plurality of immunoassay test strips, and present test results on the viewing screen.

Type: Grant

Filed: October 17, 2016

Date of Patent: January 2, 2018

Assignee: Reliant Immune Diagnostics, LLC

Inventors: Jovan Hutton Pulitzer, Henry Joseph Legere, III

Pregnancy test to assess disease risk

Patent number: 9857373

Abstract: A system for providing pregnancy testing in conjunction with disease risk testing, comprising a testing device having an alignment target and having a plurality of immunoassay test strips, the plurality of immunoassay test strips each including a sample pad, a conjugate pad containing particles for conjugating with antibodies or antigens present in the biologic sample, and a membrane strip having a test line and a control line, wherein the test line and the control line are viewable, and a mobile device having a camera, a viewing screen, and a software application stored thereon, wherein the software application provides executable instructions to determine a risk value for each of at least one disease risk tested using the biologic sample, assess the risk value for each of the at least one disease risk tested, and present, if immediate medical action is required, a medical action indicator on the viewing screen.

Type: Grant

Filed: October 17, 2016

Date of Patent: January 2, 2018

Assignee: Reliant Immune Diagnostics, LLC

Inventors: Jovan Hutton Pulitzer, Henry Joseph Legere, III

METHOD AND APPARATUS FOR COMPLETING PRESCRIPTION FOR ALLERGEN COCKTAIL WITH PATCH

Publication number: 20170340576

Abstract: A method for creating a multi-antigen patch, comprising providing one or more transdermal patch sheets having a plurality of single dose transdermal patches residing thereon, wherein each one of the plurality of single dose transdermal patches includes an antigen at a particular dilution level disposed within a carrier, removing one or more of the plurality of single dose transdermal patches from the one or more transdermal patch sheets, adhering the one or more of the plurality of single dose transdermal patches to a backing, wherein the backing allows for multiple single dose transdermal patches to be

adjacently adhered thereon, and covering the plurality of transdermal patches adhered to the backing with a peelable release liner.

Type: Application

Filed: June 13, 2017

Publication date: November 30, 2017

Inventors: JAMES STRADER, JOVAN HUTTON PULITZER

SYSTEM AND METHOD FOR USING A MOBILE DEVICE AS AN INPUT DEVICE FOR SURVEYS AT A LIVE EVENT

Publication number: 20170255696

Abstract: A method is provided for interacting with audience members in an event, each of the potential attendees having available thereto a unique identifier. The method comprises creating, for an attendee, a unique ID (UID) on a mobile wireless device (MWD) by the steps of inputting to the MWD one of the unique identifiers, combining the obtained unique identifier with a UID time stamp at the time of creation of the UID; receiving with a server on a first wireless channel communications from the MWD; registering the UID at the physical location of the event; generating a visual query; displaying on the MWD response indicators; receiving at the server from the registered attendee a response, to the query over the first wireless channel; and storing in a database on the server the received response in association with the displayed query.

Type: Application

Filed: May 22, 2017

Publication date: September 7, 2017

Inventor: JOVAN HUTTON PULITZER

SYSTEM AND METHOD FOR USING A MOBILE DEVICE AS AN INPUT DEVICE FOR SURVEYS AT A LIVE EVENT

Publication number: 20170249651

Abstract: A method is provided for interacting with audience members in an event, each of the potential attendees having available thereto a unique identifier. The method comprises creating, for an attendee, a unique ID (UID) on a mobile wireless device (MWD) by the steps of inputting to the MWD one of the unique identifiers, combining the obtained unique identifier with a UID time stamp at the time of creation of the UID; receiving with a server on a first wireless channel communications from the MWD; registering the UID at the physical location of the event; generating a visual query; displaying on the MWD response indicators; receiving at the server from the registered attendee a response, to the

query over the first wireless channel; and storing in a database on the server the received response in association with the displayed query.

Type: Application

Filed: March 8, 2017

Publication date: August 31, 2017

Inventor: JOVAN HUTTON PULITZER

ANTIGEN REGIONAL TESTING KIT

Publication number: 20170224269

Abstract: A method for administering tests using a regional antigen testing kit is provided. The method comprises providing the regional antigen testing kit, extracting a predetermined amount of concentrated antigen from one of a plurality of concentrated antigens, dispensing the predetermined amount of concentrated antigen into a corresponding one of a plurality of wells, as indicated by visual indicia, repeating the extracting and dispensing steps until a desired number of the plurality of wells contain concentrated antigen, providing a prick tester having a plurality of needles extending thereon, aligning the plurality of needles of the prick tester with the plurality of wells, inserting each of the plurality of needles of the prick tester into one of the plurality of wells, and applying the plurality of needles of the prick tester to the skin of a patient to elicit a potential response.

Type: Application

Filed: February 6, 2017

Publication date: August 10, 2017

Inventors: JAMES STRADER, JOVAN HUTTON PULITZER

PRICK TEST SINGLE USE STERILE VIAL AND METHOD

Publication number: 20170224267

Abstract: A method for producing prick test single use sterile vials for use in a prick test is provided. The method comprises providing at least one allergen source including therewithin allergen extract, providing a plurality of single dose vials, connecting a tube to the at least one allergen source, connecting a metering device to the tube, drawing by the tube an amount of the allergen extract from one of the at least one allergen source, receiving the amount of allergen extract at the metering device, and dispensing by the metering device a volume of allergen extract into one of the plurality of single dose vials.

Type: Application

Filed: February 8, 2017

Publication date: August 10, 2017

Inventors: JAMES STRADER, JOVAN HUTTON PULITZER

SYSTEM AND METHOD FOR USING A MOBILE DEVICE AS AN INPUT DEVICE FOR SURVEYS AT A LIVE EVENT

Publication number: 20170164173

Abstract: A method is provided for interacting with audience members in an event, each of the potential attendees having available thereto a unique identifier. The method comprises creating, for an attendee, a unique ID (UID) on a mobile wireless device (MWD) by the steps of inputting to the MWD one of the unique identifiers, combining the obtained unique identifier with a UID time stamp at the time of creation of the UID; receiving with a server on a first wireless channel communications from the MWD; registering the UID at the physical location of the event; generating a visual query; displaying on the MWD response indicators; receiving at the server from the registered attendee a response, to the query over the first wireless channel; and storing in a database on the server the received response in association with the displayed query.

Type: Application

Filed: January 10, 2017

Publication date: June 8, 2017

Inventor: JOVAN HUTTON PULITZER

SYSTEM AND METHOD FOR USING A MOBILE DEVICE AS AN INPUT DEVICE FOR SURVEYS AT A LIVE EVENT

Publication number: 20170155761

Abstract: A method is provided for interacting with audience members in an event, each of the potential attendees having available thereto a unique identifier. The method comprises creating, for an attendee, a unique ID (UID) on a mobile wireless device (MWD) by the steps of inputting to the MWD one of the unique identifiers, combining the obtained unique identifier with a UID time stamp at the time of creation of the UID; receiving with a server on a first wireless channel communications from the MWD; registering the UID at the physical location of the event; generating a visual query; displaying on the MWD response indicators; receiving at the server from the registered attendee a response, to the query over the first wireless channel; and storing in a database on the server the received response in association with the displayed query.

Type: Application

Filed: November 23, 2016

Publication date: June 1, 2017

Inventor: JOVAN HUTTON PULITZER

SYSTEM AND METHOD FOR CREATION OF UNIQUE IDENTIFICATION FOR USE IN GATHERING SURVEY DATA FROM A MOBILE DEVICE AT A LIVE EVENT**Publication number:** 20170148238

Abstract: A method is provided for interacting with audience members in an event, each of the potential attendees having available thereto a unique identifier. The method comprises creating, for an attendee, a unique ID (UID) on a mobile wireless device (MWD) by the steps of inputting to the MWD one of the unique identifiers, combining the obtained unique identifier with a UID time stamp at the time of creation of the UID; receiving with a server on a first wireless channel communications from the MWD; registering the UID at the physical location of the event; generating a visual query; displaying on the MWD response indicators; receiving at the server from the registered attendee a response, to the query over the first wireless channel; and storing in a database on the server the received response in association with the displayed query.

Type: Application**Filed:** May 4, 2016**Publication date:** May 25, 2017**Inventor:** JOVAN HUTTON PULITZER**INDIVIDUALLY CUSTOMIZED ALLERGY CREAM FOR INDIVIDUAL PATIENT PROFILE****Publication number:** 20170039346

Abstract: A method for delivering an immunomodulator to a patient includes providing a bottle of concentrated immunomodulator extract; progressively diluting the antigen extract in sterile bottles; selecting a prescribed amount from a desired one of the dilution bottles; providing a viscous encapsulation material that is able to introduce antigens contained therein through the skin of a patient; introducing one or more doses of the selected prescribed amount of diluted immunomodulator into the viscous encapsulation material; disposing a prescribed amount of viscous encapsulation material containing the introduced diluted immunomodulator therein within a container that is able to dispense such viscous encapsulation material containing the introduced diluted immunomodulator; dispensing from the container the amount of viscous encapsulation material containing the diluted immunomodulator in an amount equal to a single dose; and applying the dispensed viscous encapsulation material containing the introduced diluted immunom

Type: Application**Filed:** October 7, 2016**Publication date:** February 9, 2017**Inventors:** JAMES STRADER, JOVAN HUTTON PULITZER

PRICK TEST KIT**Publication number:** 20170027494

Abstract: A prick test kit comprises a bottom tray containing a plurality of wells disposed in an array, wherein each of the wells contains a vial of a small amount of a specific well associated antigen, with each well and associated vial having a different antigen disposed therein, each of the vials having a rubber cap disposed thereon that is sterile and able to be pricked by a needle such that the small amount of antigen can be removed therefrom. A penetrating plate is disposed above the wells and having on the lower surface thereof diametrically opposite from the vials in the wells a plurality of piercing needles, one associated with each of the wells and directed downward there to but not touching any of the files. A separating plate is disposed between the bottom tray and the penetrating plate. A sterile covering is provided for containing the entire assembly.

Type: Application**Filed:** July 28, 2016**Publication date:** February 2, 2017**Inventors:** JAMES STRADER, JOVAN HUTTON PULITZER**METHOD FOR MANAGING REIMBURSEMENTS FOR PREVIOUSLY NON DATABASE ALLERGENS****Publication number:** 20170024526

Abstract: The present disclosure provides a method for adjudicating reimbursement for allergens between a pharmacist and a reimbursing entity including obtaining at a central control center National Drug Codes (NDC's) for a plurality of allergens, determining by the central control center an Average Wholesale Price (AWP) for each of the allergens associated with each of the NDC's, accessing a third-party database accessible by a pharmacist and determining if any of the NDC's in the central control database are contained within the third-party database, and creating an adjudicating database at the central control center having defined benefits associated with reimbursable entities for each of the NDC's stored in the third-party database and in the central control database, wherein a pharmacist can access this information by accessing a particular NDC in the third-party database to obtain information and enter a claim.

Type: Application**Filed:** June 2, 2016**Publication date:** January 26, 2017**Inventors:** JAMES STRADER, JOVAN HUTTON PULITZER

METHOD FOR REPURPOSING NDC CODES IN A PHARMACEUTICAL DATABASE FOR VENOM DERIVED ALLERGENS INVOLVED IN VENOM IMMUNOTHERAPY**Publication number:** 20160371445

Abstract: A method for adjudicating reimbursement for venom derived allergens between a pharmacist and a reimbursing entity comprises obtaining National Drug Codes (NDC's) for a plurality of venom derived allergens, storing in a central control database the obtained NDC's in association with an associated AWP and associated information for the venom derived allergen, which associated information includes translation information to allow practitioners to determine from a desired diluted level and number of doses of a desired NDC carrying venom derived antigen and a known dilution procedure how to translate back to the amount of base concentration of the NDC carrying venom derived antigen used to create the desired diluted level and number of doses, and determining if any of the NDC's in the central control database are contained within the third-party database and, if not, transferring the associated NDC's not in the third-party database to the third-party database.

Type: Application**Filed:** August 11, 2016**Publication date:** December 22, 2016**Inventors:** JAMES STRADER, JOVAN HUTTON PULITZER**PREDILUTION SETS FOR DISTRIBUTING ANTIGENS****Publication number:** 20160368626

Abstract: A method for delivering allergens to a pharmacist in a pre-diluted kit form, comprising providing a bulk container of base concentrate antigen containing at least one antigen at a predetermined concentrated level, creating a sequential and more diluted sequence of antigens, providing a plurality of end-use sealable containers that can receive a finite end amount of diluted antigens, dispensing from each of sequential bulk containers a finite end amount of diluted antigens into one of the plurality of end-use sealable containers, wherein the end-use seal containers filled from each of the sequential bulk containers comprises a group of end-use sealable containers associated with each of the sequential bulk containers, sealing each of the end-use containers after diluted antigens are disposed therein, and disposing a select number of the sealed end-use sealable containers from each of the groups of end-use sealable containers into a container comprising a kit.

Type: Application**Filed:** June 15, 2016**Publication date:** December 22, 2016**Inventors:** JAMES STRADER, JOVAN HUTTON PULITZER

THERAPEUTIC TREATMENT KIT FOR ALLERGIES BASED ON DNA PROFILES**Publication number:** 20160367437

Abstract: A therapeutic treatment kit includes a container for holding a plurality of compartmentalized therapeutic dispensers. Each of the the therapeutic dispensers includes a plurality of vials of antigens, and a plurality of containers of supplements disposed in compartments, each of the compartments labeled with the name of the supplement. A compartment is also provided for containing applicators or the antigens, such that an individual can extract the antigen from the vial in a single dose; and para instructions associated with a therapeutic program for utilizing the vials of antigens and the supplements in accordance with a therapeutic program that is predefined. The construction of the kit, including the dosages of the antigen, the types of antigens and the supplements all associated with a particular therapeutic program.

Type: Application**Filed:** July 28, 2016**Publication date:** December 22, 2016**Inventors:** JAMES STRADER, JOVAN HUTTON PULITZER**PREDICTIVE TRACKING SYSTEM FOR USE DATA IN THE ANTIGEN SUPPLY CHAIN TO DEFINE MANUFACTURING REQUIRED LEVELS****Publication number:** 20160364738

Abstract: A method for predicting demand for allergens for a given calendar time span utilizes a non-linear network having a set of inputs corresponding to inputs associated with economic and demand data with respect to use of allergens over a first defined time span of the calendar year from a first predetermined calendar day to a second predetermined calendar day. A predictive output is provided for yielding a prediction of economic and demand data over a second defined time span of the calendar year. The second defined time span of the calendar year is later than the first defined time span of the calendar year. The input actual data is through the trained representation to provide a prediction on the output thereof of the nonlinear network of the economic and demand data for the second defined time span of the calendar year.

Type: Application**Filed:** June 15, 2016**Publication date:** December 15, 2016**Inventors:** JAMES STRADER, JOVAN HUTTON PULITZER**USE OF AUTOINJECTOR FOR DISTRIBUTING ANTIGENS TO THE PUBLIC**

Publication number: 20160362205

Abstract: A method for delivering allergens contained within single dose auto injectors to a pharmacist in a pre-diluted kit form, comprising providing a bulk container of base concentrate antigen containing at least one antigen at a predetermined concentrated level, creating a sequential and more diluted sequence of antigens, providing a plurality of end-use sealable auto injectors that can receive a finite end amount of diluted antigens, the finite end amount comprising a single dose, dispensing from each of the sequential bulk containers a finite end amount of diluted antigen into one of the plurality of end-use sealable containers, sealing each of the end-use sealable auto injectors after diluted antigens are disposed therein, and disposing a select number of the sealed end-use sealable auto injectors from each of the groups of end-use sealable auto injectors into a container comprising a kit to provide a plurality of kits for dispensing to pharmacists.

Type: Application

Filed: June 15, 2016

Publication date: December 15, 2016

Inventors: JAMES STRADER, JOVAN HUTTON PULITZER

PREV 1 2 3 4 5 6 NEXT

Laws & Legal Resources.

Go to Facebook

See what you've missed from friends and f

Facebook®

Patents by Inventor Jovan Hutton Pulitzer

Jovan Hutton Pulitzer has filed for patents to protect the following inventions. This listing includes patent applications that are pending as well as patents that have already been granted by the United States Patent and Trademark Office (USPTO).

METHOD FOR DELIVERY OF IMMUNOMODULATORS TO A PATIENT

Publication number: 20150290129

Abstract: A method for delivering an immunomodulator to a patient includes providing a bottle of concentrated immunomodulator extract; progressively diluting the antigen extract in sterile bottles; selecting a prescribed amount from a desired one of the dilution bottles; providing a viscous encapsulation material that is able to introduce antigens contained therein through the skin of a patient; introducing one or more doses of the selected prescribed amount of diluted immunomodulator into the viscous encapsulation material; disposing a prescribed amount of viscous encapsulation material containing the introduced

diluted immunomodulator therein within a container that is able to dispense such viscous encapsulation material containing the introduced diluted immunomodulator; dispensing from the container the amount of viscous encapsulation material containing the diluted immunomodulator in an amount equal to a single dose; and applying the dispensed viscous encapsulation material containing the introduced diluted immunom

Type: Application

Filed: April 13, 2015

Publication date: October 15, 2015

Inventors: James Strader, Jovan Hutton Pulitzer

Method of product promotion

Patent number: 6928413

Abstract: A method of promoting a product. A user at a user location (100) is induced to obtain a first product having a unique ID from a first vendor to win a prize. The user registers the product via a user computer (102) connected on-line to a central registration server (108) across a packet-switched network (104) by completing a user profile and transmitting the user profile and unique ID to a central registration server (108) having a profile database stored on a profile database unit (110). Promoting the product in conjunction with an event at an event location (114), and in response to a triggering event occurring during the event, a tone control system (117) causes a tone signal to be transmitted in the broadcast signal using a broadcast system (116). The tone signal is coupled to the user computer (102) and decoded to enable the computer (102) to automatically connect to a web server having a prize-winning phrase containing advertisement of the second product.

Type: Grant

Filed: January 14, 2000

Date of Patent: August 9, 2005

Assignee: L.V. Partners, L.P.

Inventor: Jovan Hutton Pulitzer

PREV ... 2 3 4 5 6

AFFIDAVIT OF JOVAN HUTTON PULITZER

Regarding pattern recognition analysis of mailed election ballots and access to electronically stored or paper ballots for analysis.

EXHIBIT 4

How does your mobile phone know where to go and what to do when you scan a bar code or Q-Code? How does the website, or any e-commerce site remember who you are, how you want to pay or your billing/shipping information and finally, how does your computer and mobile device keep automatically updated and we never use physical disks, CDRoms or DVD's to update anymore?

These are the patents you use almost daily without knowing they are the body of work of pioneering and independent inventor Jovan Hutton Pulitzer. The following is a sample of 119 of the patents behind the entire Pulitzer Portfolio which enabled the internet and e-commerce to grow exponentially.

These patents, the innovations of Jovan Hutton Pulitzer Patent Portfolio are the commerce driving force behind the creation now known as **SCAN COMMERCE** (*the ability to both scan or return to a website and have the website remember your preferences, credit card information, subscription, shipping/billing information and your device or computing systems specs and preferences*) and **SCAN CONNECT** (*the ability to scan a code a be connected to a website, account, promotion or content*), and; **AUTO-UPDATE/CONFIGURE** (*patents which enabled all computers, devices, cable boxes, routers and hardware to be updated and not have to use physical media such as floppy disk, CD-ROMs, DVD or other forms of physical media*). All known computing devices use this operational feature. This highly valuable patent portfolio is what makes possible almost all e-commerce transactions and enables 11 billion mobile devices to connect to information via a picture, unique code or visual image, now known as a Q-Code.

Scan Connect Patents (Portfolio Segment in no particular order)

1. 8,484,362 Method and apparatus for accessing a remote location by sensing a machine-resolvable code
2. 7,886,017 Method and apparatus for accessing a remote location by receiving a product code
3. 7,424,521 Method using database for facilitating computer based access to a location on a network after scanning a barcode disposed on a product
4. 7,694,020 Network routing utilizing a product code
5. 7,159,037 Method and apparatus for utilizing an existing product code to issue a match to a predetermined location on a global network
6. 6,688,522 Unique bar code
7. 6,708,208 Unique bar code for indicating a link between a product and a remote location on a web network
8. 7,822,829 Method for interfacing scanned product information with a source for the product over a global network
9. 7,526,532 Method for interconnecting two locations over a network in response to using a tool
10. 8,296,440 Method and apparatus for accessing a remote location with an optical reader having a programmable memory system
11. 6,701,369 Method and apparatus for accessing a remote location by sensing a machine-resolvable code
12. 7,321,941 Network routing utilizing a product code
13. 8,069,098 Input device for allowing interface to a web site in association with a unique input code

14. 7,979,576 Method and apparatus for connecting a user location to one of a plurality of destination locations on a network
15. 7,975,022 Launching a web site using a passive transponder
16. 7,487,259 Method and apparatus for allowing a remote site to interact with an intermediate database to facilitate access to the remote site
17. 7,925,780 Method for connecting a wireless device to a remote location on a network
18. 7,912,961 Input device for allowing input of unique digital code to a user's computer to control access thereof to a web site
19. 7,870,189 Input device having positional and scanning capabilities
20. 6,816,894 Method for interfacing scanned product information with a source for the product over a global network
21. 7,819,316 Portable scanner for enabling automatic commerce transactions
22. 7,739,353 Launching a web site using a personal device
23. 7,228,282 Method and apparatus for directing an existing product code to a remote location
24. 7,596,786 Method and apparatus for utilizing an existing product code to issue a match to a predetermined location on a global network
25. 7,536,478 Method and apparatus for opening and launching a web browser in response to an audible signal
26. 7,533,177 Method and apparatus for accessing a remote location with an optical reader having a programmable memory system
27. 7,523,161 Control of software interface with information input to access window
28. 7,496,638 Launching a web site using a portable scanner
29. 7,493,384 Controlling a PC using a tone from a cellular telephone
30. 7,440,993 Method and apparatus for launching a web browser in response to scanning of product information
31. 7,428,499 Input device for allowing interface to a web site in association with a unique input code
32. 7,415,511 Method for interfacing scanned product information with a source for the product over a global network
33. 7,392,945 Portable scanner for enabling automatic commerce transactions
34. 7,392,312 Method for utilizing visual cue in conjunction with web access
35. 7,386,600 Launching a web site using a personal device
36. 7,383,319 Method and apparatus for accessing a remote location with a reader having a dedicated memory system
37. 7,314,173 Optical reader with ultraviolet wavelength capability
38. 7,296,746 Aiming indicia for a bar code and method of use
39. 7,287,091 Method and apparatus for opening and launching a web browser in response to an audible signal
40. 7,257,619 Bar code scanner and software interface interlock for performing encrypted handshaking and for disabling the scanner or input device in case of handshaking operation failure

41. 7,240,840	Optical reader and use
42. 7,197,543	Method and apparatus for accessing a remote location with an optical reader having a dedicated memory system
43. 7,191,247	Method for connecting a wireless device to a remote location on a network
44. 7,117,240	Method and apparatus for launching a web site with non-standard control input device
45. 7,089,291	Battery pack having integral optical reader for wireless communication device
46. 6,985,962	Method and apparatus for allowing a remote site to interact with an intermediate database to facilitate access to the remote site
47. 6,981,059	Audible designation for a node on a communication network
48. 6,961,555	System and apparatus for connecting a wireless device to a remote location on a network
49. 6,877,032	Launching a web site using a portable scanner
50. 6,868,433	Input device having positional and scanning capabilities
51. 6,860,424	Optical reader and use
52. 6,845,388	Web site access manual of a character string into a software interface
53. 6,843,417	Aiming indicia for a bar code and method of use
54. 6,829,650	Method and apparatus for opening and launching a web browser in response to an audible signal
55. 6,823,388	Method and apparatus for accessing a remote location with an optical reader having a programmable memory system
56. 6,758,398	Optical reader with ultraviolet wavelength capability
57. 6,757,715	Bar code scanner and software interface interlock for performing encrypted handshaking and for disabling the scanner in case of handshaking operation failure
58. 6,754,698	Method and apparatus for accessing a remote location with an optical reader having a dedicated memory system
59. 6,745,234	Method and apparatus for accessing a remote location by scanning an optical code
60. 6,701,354	Method for interconnecting two locations over a network in response to using a tool
61. 6,694,356	Remote control having an optical indicia reader
62. 6,636,892	Method for conducting a contest using a network
63. 6,622,165	Method and apparatus for allowing a remote site to interact with an intermediate database to facilitate access to the remote site
64. 6,594,705	Method and apparatus for utilizing an audibly coded signal to conduct commerce over the internet
65. 6,384,744	Method and system for data transmission from an optical reader
66. 6,377,986	Routing string indicative of a location of a database on a web associated with a product in commerce

Scan Commerce/e-commerce Patents (Portfolio Segment in no particular order)

67. 7,930,213 Method and apparatus for completing, securing and conducting an E-commerce transaction
68. 7,379,901 Accessing a vendor web site using personal account information retrieved from a credit card company web site
69. 7,493,283 Performing an e-commerce transaction from credit card account information retrieved from a credit card company web site
70. 6,826,592 Digital ID for selecting web browser and use preferences of a user during use of a web application
71. 7,383,333 Method and apparatus for tracking user profile and habits on a global network
72. 7,818,423 Retrieving personal account information from a web site by reading a credit card
73. 7,257,614 Digital ID for selecting web browser and use preferences of a user during use of a web application
74. 6,836,799 Method and apparatus for tracking user profile and habits on a global network
75. 6,928,413 Method of product promotion
76. 6,791,588 Method for conducting a contest using a network
77. 6,973,438 Method and apparatus for delivering information from a remote site on a network based on statistical information
78. 7,392,285 Method for conducting a contest using a network
79. 7,904,344 Accessing a vendor web site using personal account information retrieved from a credit card company web site
80. 8,712,835 Method and apparatus for linking a web browser link to a promotional offer
81. 8,028,036 Launching a web site using a passive transponder
82. 8,005,985 Method and apparatus for utilizing an audibly coded signal to conduct commerce over the internet
83. 7,912,760 Method and apparatus for utilizing a unique transaction code to update a magazine subscription over the internet
84. 7,900,224 Method and apparatus for utilizing an audible signal to induce a user to select an E-commerce function
85. 7,636,788 Method and apparatus for matching a user's use profile in commerce with a broadcast
86. 7,505,922 Method and apparatus for utilizing a unique transaction code to update a magazine subscription over the internet
87. 7,437,475 Method and apparatus for utilizing an audibly coded signal to conduct commerce over the internet
88. 7,412,666 Method for conducting a contest using a network
89. 7,318,106 Method and apparatus for utilizing an audibly coded signal to conduct commerce over the internet
90. 7,284,066 Method and apparatus for matching a user's use profile in commerce with a broadcast

- 91. 6,636,896 Method and apparatus for utilizing an audibly coded signal to conduct commerce over the internet
- 92. 6,631,404 Method and system for conducting a contest using a network
- 93. 6,970,916 Method for conducting a contest using a network

Auto-Update/Configure Patents

- 94. 7,237,104 Automatic configuration of equipment software
- 95. 7,308,483 Method and apparatus for automatic configuration of
- 96. equipment
- 97. 6,526,449 Method and apparatus for controlling a computer from a remote location
- 98. 6,725,260 Method and apparatus for configuring configurable equipment with configuration information received from a remote location
- 99. 6,985,954 Input device for allowing input of a unique digital code to a user's computer to control access thereof to a web site
- 100. 7,996,552 Software downloading using a television broadcast channel
- 101. 6,792,452 Method for configuring a piece of equipment with the use of an associated machine resolvable code
- 102. 6,829,646 Presentation of web page content based upon computer video resolutions
- 103. 8,655,972 Method for controlling a computer using an embedded unique code in the content of recorded media
- 104. 7,908,467 Automatic configuration of equipment software
- 105. 7,792,696 Method and apparatus for allowing a broadcast to remotely control a computer
- 106. 7,653,446 Method and apparatus for automatic configuration of equipment
- 107. 7,558,838 Method for configuring a piece of equipment with the use of an associated machine resolvable code
- 108. 7,548,988 Software downloading using a television broadcast channel
- 109. 7,398,548 Method and apparatus for controlling a user's pc through a broadcast communication to archive information in the user's pc
- 110. 7,370,114 Software downloading using a television broadcast channel
- 111. 7,346,694 Presentation of web page content based upon computer video resolution
- 112. 7,043,536 Method for controlling a computer using an embedded unique code in the content of CD media
- 113. 7,010,577 Method of controlling a computer using an embedded unique code in the content of DVD media
- 114. 6,704,864 Automatic configuration of equipment software
- 115. 6,697,949 Method and apparatus for controlling a user's pc through an audio-visual broadcast to archive information in the users pc

- | | | |
|------|-----------|--|
| 116. | 6,643,692 | Method for controlling a computer using an embedded unique code in the content of video tape media |
| 117. | 6,615,268 | Method for controlling a computer using an embedded unique code in the content of dat media |
| 118. | 7,069,582 | Method and apparatus for controlling a user's PC through an audio-visual broadcast to archive information in the user's PC |
| 119. | 6,970,914 | Method and apparatus for embedding routing information to a remote web site in an audio/video track |

AFFIDAVIT OF JOVAN HUTTON PULITZER

Regarding pattern recognition analysis of mailed election ballots and access to electronically stored or paper ballots for analysis.

EXHIBIT 5

Jovan Hutton Pulitzer, 1st generation American and survivor of 9/11 went on to transform 11b mobile devices and make intellectual property history.

Mid-1996 Pulitzer recognized HTTP would guide users to an Internet Protocol address (IP address) which would be masked with words for ease of use, such as www.coca-cola.com has an IP address of 161.162.45.255. Realizing for the full potential of the internet to be achieved anything which was identified by a number (product bar code, etc.) could use the physical product to point to the brands website on the Internet. The pioneering Scan Connect and Scan Commerce technology was born enabling machine-readable codes to route to a location on the internet or server, connecting the physical world to the virtual world for the first time in history.

Today billions of transactions annually are conducted utilizing scan-able codes. Mobile device users point their smartphones at the myriad of codes and instantly web pages, coupons, offers, and information automatically load.

Developed at a time before Android or iPhone, Pulitzer needed to find a way for computers to “see codes” and ultimately make the internet mobile friendly. Mobile phones were not smart yet and mobile devices didn’t even have cameras yet, but Pulitzer knew it was coming. Initially, Pulitzer created a free peripheral device that became the fastest adopted peripheral device in the history of computing. The device worked with an app the user would install on their PC/Mac and in less than its first 60 days CRQ (see our Cue or Q Codes) was installed and used by 2.5m computer users. With astonishing speed, the Q Code technology took off and there was an installed user base equal to 94% of the total USA computer households with internet access with users 25 years old and younger or 12% of total USA computer households with internet access for 25 to 44-year-olds.

Pulitzer filed 150+ individual patents creating the Scan Connect and Scan Commerce Platform. In 2000 Pulitzer was caught up in the dot com crash which created a loss of over \$8 Trillion in wealth. Out, but not down for the count, the fighting spirit in Pulitzer held fast to his technological innovation and patents, transforming the nurturing of them into unparalleled success in the world of intellectual property.

Surviving the devastation of the market crash and the loss of bankers in 9/11 and the subsequent drying up of the capital markets, Pulitzer marched on with his innovation and patents being ultimately licensed to corporations like Apple, Amazon, eBay, IBM, AOL, Cisco, Google, Taiwan Semiconductor Manufacturing Company, Advanced Micro Devices, Hitachi, Novell, Leap Wireless International, Qualcomm Incorporated, Intel Corporation, Sony Corporation, HTC Corporation, LG Electronics, Nokia Corporation, Samsung Electronics, Fujitsu Limited, Intuit, and over 350 others.

This licensing put over 95% of Pulitzer’s patents at the time, squarely in the middle of the 1.68% of the 10,800,000 patents currently granted which make money. Pulitzer’s patents are now a part of the 11 billion mobile devices in use to date, globally.

AFFIDAVIT OF JOVAN HUTTON PULITZER

Regarding pattern recognition analysis of mailed election ballots and access to electronically stored or paper ballots for analysis.

EXHIBIT 6

Jovan Hutton Pulitzer's work is institutionally available for academic study. To date, 140 institutions have participated in the preservation, protection, and dissemination of these with a collection of primary source materials within National Archives, State and University Libraries, Research Institutions and similar repositories around the world. The following are the Institutions and Universities that actively house the Pulitzer's work and makes the information available for study.

Australia

Commonwealth Science and Industry Research Organization

National Library of Australia

National Museum of Australia, Research Library University of New South Wales

Austria

Vienna University

Belgium

University of Ghent

Brazil

Biblioteca Nacional Centro

Ministerio da Ciencia eTecnologia

Programa Comunidade Solidaria-Unidade de Gerencia do Programa

Universidade de Sao Paulo

Canada

University of Toronto

University of Waterloo

Chile

University of Chile, Santiago

China

Chinese Academy of Sciences

Institute of Science and Technology Information of China

Tsinghua University

Colombia

Colombian Institute for the Development of Science & Technology

Czech Republic

Academy of Science of the Czech Republic

Denmark

Technical University of Denmark

Ecuador

Banco Central del Ecuador

Egypt

American University in Cairo

Finland

Helsinki University of Technology

France

Conservatoire National des Arts et Metiers

La Cité des Sciences et de l'Industrie

National Institute for Research in Computer Science and Control

Germany

Deutsches Museum, Munich

Frankfurt Museum of Applied Arts

Heinz Nixdorf Museum

Guatemala

Secretaria de Planificacion y Programacion

Hong Kong

Hong Kong Baptist University Library

India

Cognizant Corporate Library

Indian Institute of Management, Ahmedabad

Indian Institute of Management, Lucknow

Indian Institute of Technology, Bombay

Institute for Development and Research in Banking Technology

University of Madras

Indonesia

Bandung Institute of Technology

Ireland

Trinity College Dublin

Italy

Centro Cefriel

Japan

Himeji Institute of Technology

Kenya

Kenyatta University

Malaysia

Universiti Teknologi MARA

Netherlands

National Research Institute for Mathematics & Computer Science

University of Amsterdam Computer Museum

New Zealand

University of Auckland

Nigeria

University of Lagos

Norway

Norwegian University of Technology and Science

Peru

Consejo Nacional de Ciencia y Tecnologia

Philippines

University of the Philippines Manila

Russia

Russian Academy of Science

St. Petersburg State Technical University

Singapore

Singapore Polytechnic University

South Africa

Castle of Good Hope

Sweden

Royal Institute of Technology

Switzerland

Ecole Polytechnique Fédérale de Lausanne

ICARE Research Institute in Computing and Telematics

University of Zurich, Z-Link

Taiwan

National Taiwan University of Science and Technology

Thailand

King Mongkut's University Technology Thonburi

Turkey

Middle East Technical University

United Kingdom

Imperial College of Science, Technology and Medicine

Museum of the History of Science

The British Library

The Royal Society

University College London

University of Cambridge, Whipple Collection

University of Oxford, Bodleian Library

University of Sussex

United States

Arizona State University

Brown University, John D. Rockefeller Library

California Institute of Technology

Carnegie Museum

Case Western Reserve University

Computer History Museum, California

DePauw University

Duke University

Emory University

Georgia Institute of Technology

Harvard University, Technology and Entrepreneurship Center

Howard University - Institute for Operations Research and the Management Sciences

Internet Public Library

Louisiana State University

Massachusetts Institute of Technology

Michigan State University

Minnesota State University

Museum of Science and Industry, Chicago

Museum of Science, Boston

New Jersey Institute of Technology

New York Hall of Science

New York Institute of Technology

Northern Michigan University

Ohio State University

Pepperdine University

Princeton University

Purdue University

Rice University

Rutgers University

St. John's University

St. Mary's Episcopal School, Memphis

Smithsonian Institution National Museum of American History

Smithsonian Institution National Air and Space Museum

South Dakota State University
Stanford University
State of Florida Library
Thomas Jefferson Foundation, Jefferson Library
University of California at Berkeley
University of Cincinnati
University of Colorado
University of Connecticut
University of Dayton
University of Florida
University of Georgia
University of Houston, College of Technology
University of Kentucky
University of Michigan
University of Minnesota
University of Missouri
University of North Carolina
University of North Carolina, Kenan-Flager Business School
University of Pittsburgh
University of San Diego
University of South Carolina
University of Virginia
University of Washington
University of Wisconsin
University of Wyoming
Virginia Tech University
Washington State University
Wesleyan University
Western Carolina University
Yale University
Venezuela
Universidad Simon Bolivar

AFFIDAVIT OF JOVAN HUTTON PULITZER

Regarding pattern recognition analysis of mailed election ballots and access to electronically stored or paper ballots for analysis.

EXHIBIT 7

AWARDS – Jovan Hutton Pulitzer

2001 Smithsonian Laureate Medal for “Most Likely To Change Society”



Pulitzer won the 2001 Smithsonian Laureate Medal for “Most Likely to Change Society” and 16th Annual Codie Award for Best Reference Tool. As part of winning the Smithsonian Award the Pulitzer Patents and history of their develop are part of Case Studies in 140 Universities and Museums, such as Brown University, Duke University, Yale University, Princeton University, Harvard University, and Helsinki University of Technology.

BEST PEER REVIEWED SOFTWARE AWARD – SIIA CODIE AWARD

Pulitzer’s software app CRQ (See Our Q – Q Codes) and its desktop version were recognized by more than 1000 software and information companies for achieving excellence in the software development industry.



During the past 27 years, the SIIA CODiE Awards have recognized more than 1,000 software and information companies for achieving excellence. The CODiE Awards remain the only peer-recognized program in the content, education, and software industries so each CODiE Award win serves as incredible market validation for a product’s innovation, vision, and overall industry impact.

Best Reference Tool - :CRQ Technology.

The SIIA CODiE Awards were established in 1986 so that pioneers of the then-nascent software industry could evaluate and honor each other’s work. During the years that followed, the program evolved into three tracks—organized by industry focus in content, education, and software—but our core mission has always remained the same: recognizing excellence by honoring the software and information industry’s leading products and services. Award winners are able to leverage their CODiE Award as a prestigious representation of outstanding achievement and vision in the software and information industries.

2020 EDISON AWARD – Nominee



The Edison Awards is an annual competition honoring excellence in new product and service development, marketing, human-centered design, and innovation. Our vision is guided by the legacy of Thomas Edison and his Menlo Park team who successfully brought an unprecedented number of innovations to the market. Originally established in 1987, the Edison Awards™ have recognized and honored some of the most innovative products and business leaders in the world and is among the most prestigious accolades honoring excellence in new product and service development, marketing, design and innovation.

The Edison Awards are named after Thomas Alva Edison (1847-1931) who’s extraordinary new product development methods garnered him 1,093 U.S. patents and made him a household name across the world. Edison pioneered five industries which transformed our world, including the incandescent electric

light and the system of electrical power, the phonograph and recorded sound, the telephone transmitter, the storage battery, as well as movies and the motion-picture camera.

J.D. POWERS NOMINATED ERNST & YOUNG ENTREPRENEUR OF THE YEAR



Pulitzer was nominated for Entrepreneur of the Year by J.D. Powers.

The Ernst & Young Entrepreneur of the Year Awards or EY Entrepreneur of the Year Awards, sponsored by Ernst & Young, is a global competition that encourages entrepreneurship. Founded in 1986 in Milwaukee with just one award, as of 2016, twenty-five programs were run in all

fifty states of the United States and also run in more than sixty countries.

PLATINUM TELLY AWARD

Pulitzer's TV creation Net Talk Interactive won at the 22nd Annual Telly Awards

The Telly Awards was founded in 1979 to honor excellence in local, regional and cable TV commercials. Non-broadcast video and TV program categories were soon added. Today, the Telly is one of the most sought-after awards by industry leaders, from large international firms to local production companies and ad agencies.



Platinum Remi Award Winner for TV - WorldFest International Film & Video Festival



Pulitzer's TV Creation and Syndicated Series won the Platinum WorldFest Award in 2001 for TV. Worldfest is the event which discovered Steven Spielberg, George Lucas, Ang Lee, John Lee Hancock, Randall Kleiser, Ridley Scott, Robert Rodriguez, Robert Townsend, The Coen Brothers, Spike Lee, Oliver Stone and David Lynch with their very first awards. WorldFest has emerged as the oldest film festival management in the world, with the same continuous director for more than 50 consecutive years.

WorldFest is one of the oldest and largest film & video competitions in the world, with more than 4,500 category entries received from 74 nations in 2016. Actually WorldFest is 10 Major film & video competitions in one event, unlike Cannes, Sundance and Toronto, which are just 2 competitions for shorts and features only. Pulitzer's creation, Net Talk Interactive was a Worldfest Platinum Award winning television show and the show went on to win Platinum Telly Award in Family/Children Television.

Infomercial of the Year (Awarded 10 Various Awards)



Billboard Magazine and Newswire reported “LAS VEGAS, Oct. 28 Susan Powter and her “Stop The Insanity” infomercial, along with infomercials “Personal Power 4” and those hosted by Jake Steinfeld and John Tesh were among the big winners last night at ceremonies held at The Mirage Hotel here during the Second Annual National Infomercial Marketing Association (NIMA) Awards. The NIMA Awards have been created to honor outstanding achievements in all aspects of the infomercial industry. Powter won a NIMA Award as Best Female Presenter, and her “Stop the Insanity” program also won awards for Infomercial of the Year and Best Production.”

Infomercial Product of The Year Infomercial Best Production – Presenter of the Year - Best Talk Show Infomercial – Curves

The New York Times reported that Pulitzer, as Producer, Director and Writer, won Top Industry Honors in 1998 as well. 41st Longest Weekly Episodic TV Series in Syndication History NetTalkLive the TV Series went on to be the 41st longest running weekly TV series based on number of episodes produced and aired.

**The
New York
Times**

AFFIDAVIT OF JOVAN HUTTON PULITZER

Regarding pattern recognition analysis of mailed election ballots and access to electronically stored or paper ballots for analysis.

EXHIBIT 8



IIPLA[®]

International Intellectual Property Law Association

The Digital Economy IP Challenges & How To Address Them

AMERICAN
OVERSIGHT

© 2020 - JovanHuttonPulitzer





Scan Commerce – Scan Connect

Pulitzer patents have been licensed to more than 330 companies, ranging from early-stage firms to Fortune 100 Industry Leaders such as eBay, IBM, AOL, Cisco, Google, Walgreen Co, TiVo Brocade Communications Systems, Inc.; Crate & Barrel Holdings, Inc.; F5 Networks, Inc.; Quick Logic Corporation; Rackspace Hosting, Inc.; Taiwan Semiconductor Manufacturing Company, Ltd.; Zynga Inc., Advanced Micro Devices, Inc., Avaya Inc., Ericsson AB, MobiTV, Inc., Nikon Corporation, Pioneer Corporation, NEC Corporation, Hitachi, Ltd., Novell, Inc.; Leap Wireless International Inc.; Barnes & Noble, Inc., Broadcom Corporation, Qualcomm Incorporated, Intel Corporation, Sony Corporation, HTC Corporation, LG Electronics Inc., Nokia Corporation, Samsung Electronics Co., Ltd., Best Buy Co, Inc., Fujitsu Limited, Intuit Inc., and Juniper Networks, Inc.





Lanham Act

Section 43(a) of the Lanham Act protects against false designations of origin, false or misleading description of fact, and false or misleading misrepresentations of fact that are likely to cause confusion as to the source or nature of goods, services, or commercial activities.

Tripledge Products, Inc. v. Whitney Resources, Ltd., 735 F. Supp. 1154 (E.D.N.Y. 1990)

U.S. District Court for the Eastern District of New York - 735 F. Supp. 1154 (E.D.N.Y. 1990)
April 18, 1990





1. The Internet and Jurisdiction
 - **IP Laws Not Universal**
2. Enforcement
3. ***Click-Ease:***
 - Reproduction
 - Distribution



IIPLA[®]

International Intellectual Property Law Association

What Is Your Integrated Strategy?

- A: Copyrights
- B: Trademarks
- C: Trade Dress
- D: Picket Fence Portfolios

AMERICAN
OVERSIGHT

© 2020 - JovanHuttonPulitzer





IIPLA[®]

International Intellectual Property Law Association

The War Of A Thousand Papercuts!

AMERICAN
OVERSIGHT

© 2020 - JovanHuttonPulitzer





Considerations?

Black market activities violate brands' intellectual property rights in a variety of ways, including counterfeits, replicas and brand or copyright abuse.

A: Black Market Goods

Many brands are streamlining processes by enforcing their IP rights, using technology-based solutions that rely on artificial intelligence (AI) and detect potential incidents on behalf of right owners.

B: Grey Market Goods

Parallel imports: grey market goods are legitimate items brought into a country by someone other than the designated exclusive importer. Such as, a contracted manufacturer may produce more items than requested and sell the excess to an unauthorized reseller, who then imports the items to a given market. Black market activities violate brands' intellectual property rights in a variety of ways, including counterfeits, replicas and brand or copyright abuse.

C: White Market Goods

Need (MAP) policies (minimum advertised pricing), as brands with a strong presence in the U.S. of these to maintain a consistent price across retailers. Price is a strong component of brand identity, shoppers use it to judge a product's authenticity and value. Over time, constant price fluctuations significantly undermine a brand's prestige.



IIPLA[®]

International Intellectual Property Law Association

Complete Strategy With Consistency

**GOLDEN
RULE**

“If You Don’t Care
About It? Why
Should They?”

AMERICAN
OVERSIGHT

© 2020 - JovanHuttonPulitzer



AFFIDAVIT OF JOVAN HUTTON PULITZER

Regarding pattern recognition analysis of mailed election ballots and access to electronically stored or paper ballots for analysis.

EXHIBIT 9



[54] METHOD FOR CONTROLLING A COMPUTER WITH AN AUDIO SIGNAL

5,357,276 10/1994 Banker et al. 348/7
5,438,355 8/1995 Palmer 348/1

(List continued on next page.)

[75] Inventors: Jeffrey Jovan Philyaw, Dallas; David Kent Mathews, Carrollton; Brad Maxwell Smith, Irving; Paul Scovell Adams, Dallas, all of Tex.

FOREIGN PATENT DOCUMENTS

0 152 341 8/1985 European Pat. Off. .
2 692 613 9/1994 France .
0 601 437 A1 6/1994 Germany .
WO 91/03891 3/1991 WIPO .
WO 95/28044 10/1995 WIPO .

[73] Assignee: DigitalConvergence.com inc., Dallas, Tex.

OTHER PUBLICATIONS

[21] Appl. No.: 09/151,530

"Integrating Traditional Media with the Web", web page located at www.webchoicetv.com/products, 4 pages, by Web-Choice, Inc., Santa Monica, CA.

[22] Filed: Sep. 11, 1998

Web page for Symbol, located at www.symbol.com, 5 pages. "Symbol CyberPen (previously know as InfoPen)", web page located at www.symbol.com/products/consumer systems/consumer cyberpen, 2 pages.

[51] Int. Cl.⁷ G06F 15/00; G06F 15/16

[52] U.S. Cl. 709/238; 709/218; 709/219; 709/224; 709/239

[58] Field of Search 709/238, 239, 709/245, 218, 224, 719; 345/327

Primary Examiner—Zarni Maung
Assistant Examiner—Almari Romero
Attorney, Agent, or Firm—Gregory M. Howison

[56] References Cited

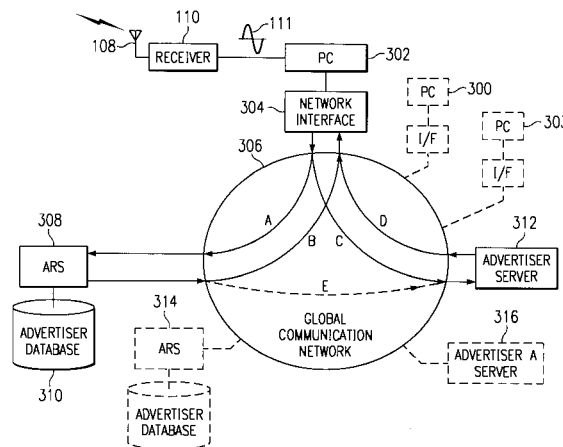
U.S. PATENT DOCUMENTS

Table of U.S. Patent Documents with columns for patent number, date, inventor, and page number.

[57] ABSTRACT

A method for controlling a computer by inputting an analog signal into the computer to control a web browser software application. The analog signal contains a trigger signal which activates proprietary software, and a product identifier. The proprietary software launches the web browser application on the computer, extracts the product identifier, and creates an appended data string by appending server address (URL) routing information to the product identifier information. The appended data string is automatically inserted into the web browser as keystroke data and routed to an advertiser reference server. The appended routing information directs communication to the advertiser reference server which contains a cross-referenced database of advertiser product identifier information and associated advertiser server URLs. The advertiser server URL and a request for product information relevant to the product identifier is returned to the computer web browser where it is automatically redirected to the advertiser server containing the advertiser product information. The advertiser product information is then returned to the computer for display.

18 Claims, 6 Drawing Sheets





(12) **United States Patent**
Philyaw et al.

(10) **Patent No.:** **US 7,979,576 B2**
(45) **Date of Patent:** ***Jul. 12, 2011**

(54) **METHOD AND APPARATUS FOR CONNECTING A USER LOCATION TO ONE OF A PLURALITY OF DESTINATION LOCATIONS ON A NETWORK**

(75) Inventors: **Jeffry Jovan Philyaw**, Dallas, TX (US); **David Kent Mathews**, Carrollton, TX (US)

(73) Assignee: **RPX-IV Acquisition LLC**, Wilmington, DE (US)

(*) Notice: Subject to any disclaimer, the term of this patent is extended or adjusted under 35 U.S.C. 154(b) by 250 days.

This patent is subject to a terminal disclaimer.

(21) Appl. No.: **12/255,133**

(22) Filed: **Oct. 21, 2008**

(65) **Prior Publication Data**

US 2009/0248892 A1 Oct. 1, 2009

Related U.S. Application Data

(63) Continuation of application No. 09/382,371, filed on Aug. 24, 1999, now Pat. No. 7,440,993, which is a continuation-in-part of application No. 09/378,221, filed on Aug. 19, 1999, now Pat. No. 6,745,234, which is a continuation-in-part of application No. 09/151,471, filed on Sep. 11, 1998, now abandoned, and a continuation-in-part of application No. 09/151,530, filed on Sep. 11, 1998, now Pat. No. 6,098,106.

(51) **Int. Cl.**
G06F 13/00 (2006.01)

(52) **U.S. Cl.** **709/238**

(58) **Field of Classification Search** 709/238
See application file for complete search history.

(56) **References Cited**

U.S. PATENT DOCUMENTS

3,668,312 A	6/1972	Yamamoto et al.
3,886,328 A	5/1975	Harms, Jr. et al.
4,002,886 A	1/1977	Sundelin
4,042,792 A	8/1977	Pakenham et al.
4,365,148 A	12/1982	Whitney
4,471,218 A	9/1984	Culp
4,538,174 A	8/1985	Gargini et al.
4,546,352 A	10/1985	Goldman
4,581,484 A	4/1986	Bendig
4,621,259 A	11/1986	Schepers et al.
4,642,790 A	2/1987	Minshull et al.
4,654,482 A	3/1987	DeAngelis

(Continued)

FOREIGN PATENT DOCUMENTS

CA 2250450 4/1999

(Continued)

OTHER PUBLICATIONS

“Bar Code Method for Automating Catalog Orders,” IBM Technical Disclosure Bulletin, No. 88A 61554, Sep. 1988, pp. 243-244.

(Continued)

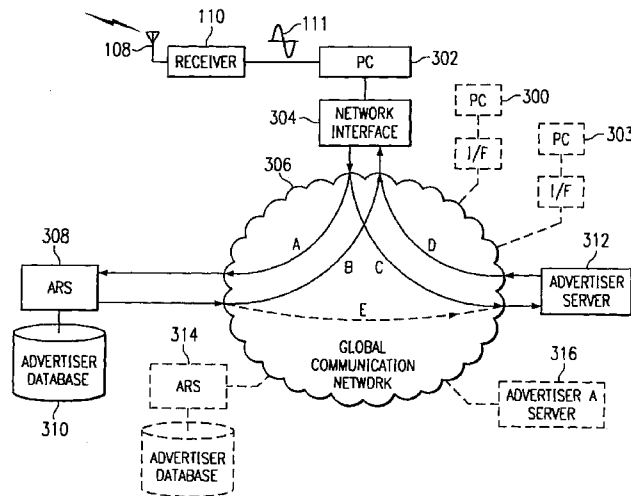
Primary Examiner — Robert B Harrell

(74) *Attorney, Agent, or Firm* — Howison & Arnott, L.L.P.

(57) **ABSTRACT**

A method for interconnecting a user’s location to a destination location on a network. The unique information is received at the user’s location, which unique information has no associated routing information embedded therein. Network routing information is associated with the received unique information in response to receipt thereof. The user’s location is then interconnected to the destination location across the network in accordance with the routing associated therewith in the step of associating.

17 Claims, 10 Drawing Sheets





(12) **United States Patent**
Philyaw et al.

(10) **Patent No.:** **US 6,754,698 B1**
(45) **Date of Patent:** **Jun. 22, 2004**

(54) **METHOD AND APPARATUS FOR ACCESSING A REMOTE LOCATION WITH AN OPTICAL READER HAVING A DEDICATED MEMORY SYSTEM**

4,621,259 A 11/1986 Schepers et al. 345/180

(List continued on next page.)

FOREIGN PATENT DOCUMENTS

EP 0 961 250 A2 12/1999 G07F/19/00

(List continued on next page.)

OTHER PUBLICATIONS

“Group Decision Support System: Development and Application”, Energy Systems, Westinghouse, Pittsburgh, PA.

(List continued on next page.)

Primary Examiner—Paul H. Kang

(74) *Attorney, Agent, or Firm*—Howison & Arnott

(57) **ABSTRACT**

A method of accessing a remote location on a network using an optical reader. The optical reader has an optical scanning system and a dedicated address memory system. The optical scanning system, in response to the user scanning an encoded indicia therewith, sends to a first computer disposed on the network a scan code indicative of information encoded in the scanned indicia. The dedicated address memory system, in response to the user completing an activation sequence, sends to the first computer a dedicated code indicative of information corresponding to a particular remote location. The information from the dedicated address memory system corresponding to a particular remote location does not originate from the scanning of an encoded indicia by the user. One of the scan code and the dedicated code is transmitted from the optical reader to the first computer. In response to the first computer receiving either the scan code or the dedicated code from the optical reader, a second computer disposed on the network is accessed. A lookup operation is performed at the second computer to match the code received from the optical reader, i.e., the scan code or the dedicated code, with a routing information for a remote location on the network. The routing information is returned from the second computer to the first computer. The remote location on the network is then accessed in accordance with the routing information returned from the second computer.

(75) **Inventors:** **Jeffry Jovan Philyaw**, Dallas, TX (US); **Douglas L. Davis**, Dallas, TX (US)

(73) **Assignee:** **L. V. Partners, L.P.**, Dallas, TX (US)

(*) **Notice:** Subject to any disclaimer, the term of this patent is extended or adjusted under 35 U.S.C. 154(b) by 481 days.

(21) **Appl. No.:** **09/602,468**

(22) **Filed:** **Jun. 23, 2000**

Related U.S. Application Data

(63) Continuation-in-part of application No. 09/598,886, filed on Jun. 21, 2000, which is a continuation-in-part of application No. 09/580,848, filed on May 30, 2000, which is a continuation-in-part of application No. 09/378,221, filed on Aug. 19, 1999, which is a continuation-in-part of application No. 09/151,471, filed on Sep. 11, 1998, and a continuation-in-part of application No. 09/151,530, filed on Sep. 11, 1998, now Pat. No. 6,098,106.

(51) **Int. Cl.**⁷ **G06F 15/16**; G06F 15/173; G09G 5/00

(52) **U.S. Cl.** **709/217**; 709/201; 709/202; 709/219; 709/236; 709/238; 709/245; 709/345; 709/156

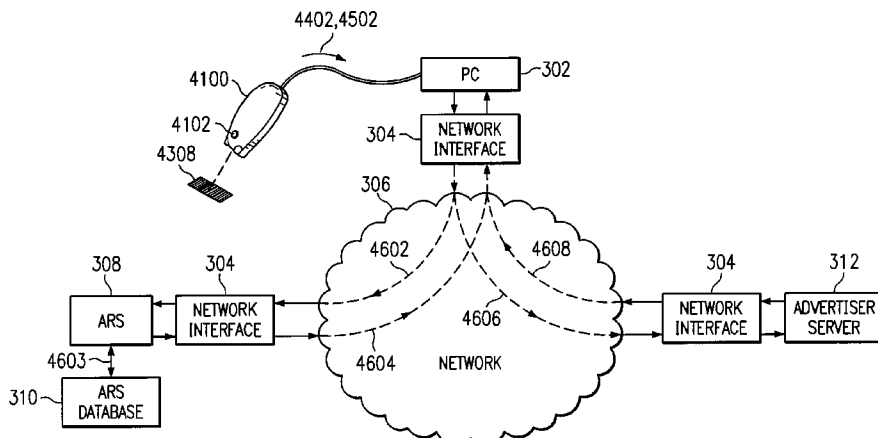
(58) **Field of Search** 709/200, 201, 709/202, 203, 217, 218, 219, 236-8, 244, 245; 710/8; 235/462.22, 426.07; 455/422; 345/156

(56) **References Cited**

U.S. PATENT DOCUMENTS

3,668,312 A 6/1972 Yamamoto et al. 348/17
4,002,886 A 1/1977 Sundelin 235/61.7 R
4,042,792 A 8/1977 Pakenham et al. 179/90
4,365,148 A 12/1982 Whitney 235/383

15 Claims, 17 Drawing Sheets





US006745234B1

(12) **United States Patent**
Philyaw et al.

(10) **Patent No.:** **US 6,745,234 B1**
(45) **Date of Patent:** ***Jun. 1, 2004**

(54) **METHOD AND APPARATUS FOR ACCESSING A REMOTE LOCATION BY SCANNING AN OPTICAL CODE**

(75) Inventors: **Jeffry Jovan Philyaw**, Dallas, TX (US); **David Kent Mathews**, Carrollton, TX (US)

(73) Assignee: **Digital:Convergence Corporation**, Dallas, TX (US)

(*) Notice: Subject to any disclaimer, the term of this patent is extended or adjusted under 35 U.S.C. 154(b) by 0 days.

This patent is subject to a terminal disclaimer.

(21) Appl. No.: **09/378,221**

(22) Filed: **Aug. 19, 1999**

Related U.S. Application Data

(63) Continuation-in-part of application No. 09/151,530, filed on Sep. 11, 1998, now Pat. No. 6,098,106, which is a continuation-in-part of application No. 09/151,471, filed on Sep. 11, 1998, now abandoned.

(51) **Int. Cl.**⁷ **G06F 15/16**

(52) **U.S. Cl.** **709/217; 709/219; 709/227; 707/10**

(58) **Field of Search** **709/204, 207, 709/208, 245, 217, 227, 238; 235/454; 707/4, 3, 10, 513, 2; 705/23, 26**

(56) **References Cited**

U.S. PATENT DOCUMENTS

3,668,312 A	6/1972	Yamamoto et al.	178/6.8
4,002,886 A	1/1977	Sundelin	235/61.7 R
4,042,792 A	8/1977	Pakenham et al.	179/90
4,365,148 A	12/1982	Whitney	235/383
4,471,218 A	9/1984	Culp	
4,621,259 A	11/1986	Schepers et al.	340/707

4,654,482 A	3/1987	DeAngelis	379/95
4,780,599 A	10/1988	Baus	235/383
4,785,296 A	11/1988	Tabata et al.	340/731
4,816,904 A	3/1989	McKenna et al.	358/84
4,817,136 A	3/1989	Rhoads	379/357
4,833,308 A	5/1989	Humble	235/383
4,841,132 A	6/1989	Kajitani et al.	235/472

(List continued on next page.)

FOREIGN PATENT DOCUMENTS

CA	2 250 450	4/1999
EP	0 837 406 A2	4/1998

(List continued on next page.)

OTHER PUBLICATIONS

“Group Decision Support System: Development and Application”, Energy Systems, Westinghouse, Pittsburgh, PA.

(List continued on next page.)

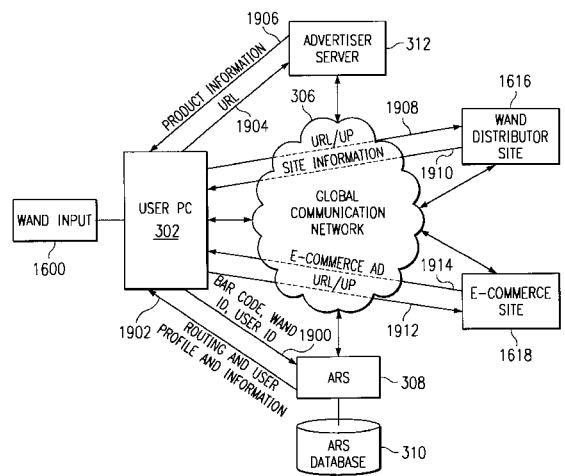
Primary Examiner—Marc D. Thompson

(74) *Attorney, Agent, or Firm*—Howison & Arnott, L.L.P.

(57) **ABSTRACT**

A method for controlling a computer is disclosed wherein one or more remote locations disposed on a network are accessed in response to scanning an optical code. A first computer disposed on the network connects to a scanner for scanning the optical code of a product by a user. The scanner is uniquely identified with a scanner distributor by a scanner identification number. A second computer disposed on the network is accessed in response to the user scanning the optical code with the scanner, wherein a lookup operation is performed at the second computer to match the scanner identification number with the scanner distributor to obtain remote routing information of the one or remote locations. The remote routing information is returned from the second computer to the first computer in order to access the one or more remote locations disposed on the network. The one or more remote locations are accessed to return remote information to the first computer for presentation.

19 Claims, 10 Drawing Sheets





US006725260B1

(12) **United States Patent**
Philyaw

(10) **Patent No.: US 6,725,260 B1**
(45) **Date of Patent: Apr. 20, 2004**

(54) **METHOD AND APPARATUS FOR CONFIGURING CONFIGURABLE EQUIPMENT WITH CONFIGURATION INFORMATION RECEIVED FROM A REMOTE LOCATION**

4,845,634 A 7/1989 Vitek et al. 364/468
4,894,789 A 1/1990 Yee 348/552
4,899,370 A 2/1990 Kameo et al. 379/104

(List continued on next page.)

FOREIGN PATENT DOCUMENTS

(75) Inventor: **Jeffry Jovan Philyaw**, Dallas, TX (US)
(73) Assignee: **L.V. Partners, L.P.**, Dallas, TX (US)
(*) Notice: Subject to any disclaimer, the term of this patent is extended or adjusted under 35 U.S.C. 154(b) by 0 days.

JP 10188140 A 12/1996 G07G/1/12
WO WO 95/10813 10/1994 G06F/15/403
WO WO 96/07146 9/1995 G06F/17/00
WO WO 97/37319 2/1997 G06K/7/10
WO WO 98/09243 8/1997 G06F/19/00
WO WO 98/03923 1/1998 G06F/15/163
WO WO 98/06055 2/1998 G06F/163/00
WO WO 98/19259 5/1998 G06F/17/60
WO WO 98/40823 9/1998 G06F/13/00
WO WO 99/63457 6/1999 G06F/17/30
WO 0 961 250 A2 12/1999 G07F/19/00

(21) Appl. No.: **09/568,148**
(22) Filed: **May 10, 2000**

OTHER PUBLICATIONS

Related U.S. Application Data

(63) Continuation-in-part of application No. 09/378,221, filed on Aug. 19, 1999, which is a continuation-in-part of application No. 09/151,471, filed on Sep. 11, 1998, now abandoned, which is a continuation-in-part of application No. 09/151,530, filed on Sep. 11, 1998, now Pat. No. 6,098,106.
(51) **Int. Cl.**⁷ **G06F 15/177; G06F 3/00**
(52) **U.S. Cl.** **709/220; 710/10**
(58) **Field of Search** 717/11, 120, 121, 717/168-178; 710/10; 709/220

“Group Decision Support System: Development and Application”, Energy Systems, Westinghouse, Pittsburgh, PA.
“New Technologies in Credit Card Authentication”, Pieter de Bryne, Institute for Communications Technology, Zurich, Switzerland.

(List continued on next page.)

Primary Examiner—Krisna Lim
(74) *Attorney, Agent, or Firm*—Howison & Arnott, L.L.P.

(56) **References Cited**

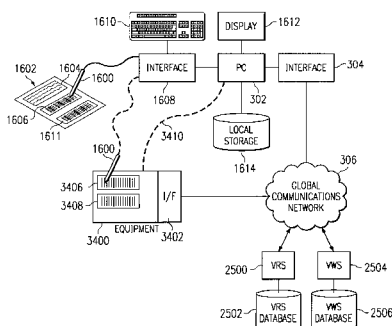
ABSTRACT

U.S. PATENT DOCUMENTS

3,668,312 A 6/1972 Yamamoto et al. 348/17
4,002,886 A 1/1977 Sundelin 235/61.7 R
4,042,792 A 8/1977 Pakenham et al. 179/90
4,365,148 A 12/1982 Whitney 235/383
4,621,259 A 11/1986 Schepers et al. 345/180
4,654,482 A 3/1987 DeAngelis 379/95
4,780,599 A 10/1988 Baus 235/383
4,785,296 A 11/1988 Tabata et al. 340/731
4,816,904 A 3/1989 McKenna et al. 348/13
4,817,136 A 3/1989 Rhoads 379/375
4,833,308 A 5/1989 Humble 235/383
4,841,132 A 6/1989 Kajitani et al. 235/472

An architecture for automatically configuring equipment. A piece of equipment connected externally to a user PC has one or more machine-resolvable codes (MRCs) associated therewith. The piece of equipment receives configuration information from a remote location disposed on the network in response to reading a select one of the one or more MRCs with a reader. Configuration information associated with the select one of the one or more MRCs is transmitted from the remote location to the piece of equipment via the user PC, and the piece of equipment is then configured according to the configuration information.

36 Claims, 20 Drawing Sheets



3706	3700	3704	3702	3708
USER ID	TRANSACTION CODE	DEVICE ID	CONFIG INFO	WVS ADDRESS
UID 1	TCODE X	DEVICE 1	MODE 1	URL 1
UID 1	TCODE Y	DEVICE 1	MODE 2	URL 2
UID 1	TCODE Z	DEVICE 1	DRIVER OLD	URL 3
UID 1	TCODE X	DEVICE 2	MODE 3	URL 4
⋮	⋮	⋮	⋮	⋮



US006708208B1

(12) **United States Patent**
Philyaw

(10) **Patent No.: US 6,708,208 B1**
(45) **Date of Patent: Mar. 16, 2004**

(54) **UNIQUE BAR CODE FOR INDICATING A LINK BETWEEN A PRODUCT AND A REMOTE LOCATION ON A WEB NETWORK**

WO WO 98/19259 5/1998 G06F/17/60
WO WO 98/40823 9/1998 G06F/13/00
WO WO 99/63457 6/1999 G06F/17/30

(75) Inventor: **Jeffry Jovan Philyaw**, Dallas, TX (US)

OTHER PUBLICATIONS

(73) Assignee: **L.V. Partners, L.P.**, Dallas, TX (US)

“Group Decision Support System: Development and Application”, Energy Systems, Westinghouse, Pittsburgh, PA.

(*) Notice: Subject to any disclaimer, the term of this patent is extended or adjusted under 35 U.S.C. 154(b) by 0 days.

“New Technologies in Credit Card Authentication”, Pieter de Bryne, Institute for Communications Technology, Zurich, Switzerland.

(List continued on next page.)

(21) Appl. No.: **09/491,136**

(22) Filed: **Jan. 26, 2000**

Primary Examiner—Bunjob Jaroenchonwanit
Assistant Examiner—Phuoc H. Nguyen

(74) *Attorney, Agent, or Firm*—Howison & Arnott, L.L.P.

Related U.S. Application Data

(63) Continuation-in-part of application No. 09/378,221, filed on Aug. 19, 1999, which is a continuation-in-part of application No. 09/151,471, filed on Sep. 11, 1998, which is a continuation-in-part of application No. 09/151,530, filed on Sep. 11, 1998, now Pat. No. 6,098,106.

(57) **ABSTRACT**

(51) **Int. Cl.**⁷ **G06F 15/173**

A unique bar code for indicating a link between a product and a remote location on a web network. The present invention disclosed and claimed herein, in one aspect thereof, comprises system for connecting between a first location at a user's site on a network and a second and remote location on a network. A unique ornamental symbol encoded with a plurality of dark and light areas is provided representing encoded information disposed proximate one end of the scan line, which encoded information is associated with the second location on the network, wherein the plurality of dark and light areas alternate therebetween along a defined scan line. The ornamental nature of the symbol indicates a network routing function. An input device is provided for scanning the encoded information into a user computer at the first location and operable to extract the encoded information therefrom for decoding thereof as decoded information. A web connection device is provided, which is operable, in response to the input device extracting the encoded information from the unique ornamental symbol as decoded information, to determine if the extracted decoded information is associated with the second location on the network and, if a positive determination is made, for connecting the user computer to the second location on the network.

(52) **U.S. Cl.** **709/223; 709/247; 709/203; 709/200; 710/5; 235/375; 235/462; 235/494; 235/462.16; 235/462.25; 235/472**

(58) **Field of Search** **709/203; 235/494, 235/462.03**

(56) **References Cited**

U.S. PATENT DOCUMENTS

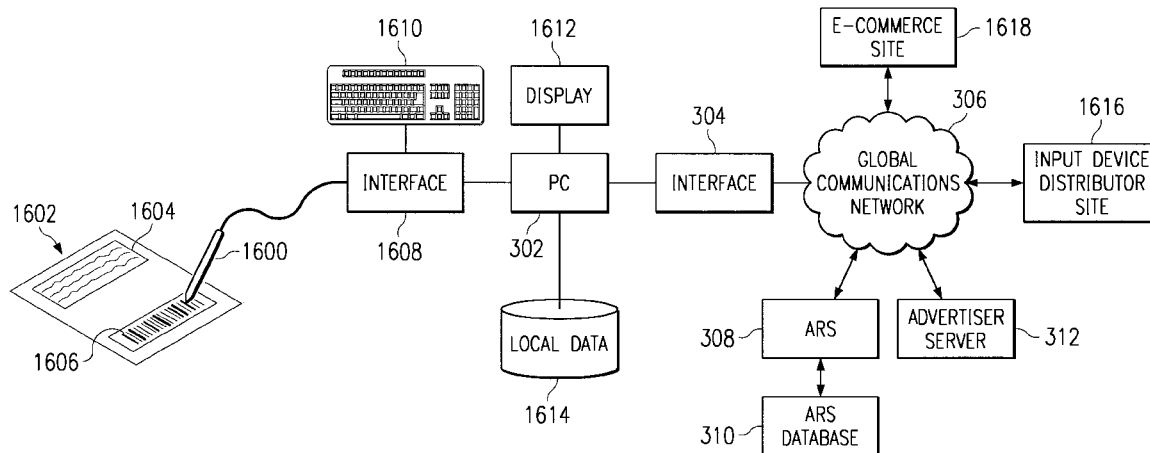
3,668,312 A 6/1972 Yamamoto et al. 348/17

(List continued on next page.)

FOREIGN PATENT DOCUMENTS

EP 0 961 250 A2 12/1999 G07F/19/00
JP 10188140 A 12/1996 G07G/1/12
WO WO 95/10813 A 10/1994 G06F/15/403
WO WO 96/07146 9/1995 G06F/17/00
WO WO 97/37319 2/1997 G06K/7/10
WO WO 98/09243 8/1997 G06F/19/00
WO WO 98/03923 1/1998 G06F/15/163
WO WO 98/06055 2/1998 G06F/163/00

22 Claims, 11 Drawing Sheets





US006704864B1

(12) **United States Patent**
Philyaw

(10) **Patent No.: US 6,704,864 B1**
(45) **Date of Patent: Mar. 9, 2004**

(54) **AUTOMATIC CONFIGURATION OF EQUIPMENT SOFTWARE**

(75) Inventor: **Jeffry Jovan Philyaw**, Dallas, TX (US)

(73) Assignee: **L.V. Partners, L.P.**, Dallas, TX (US)

(*) Notice: Subject to any disclaimer, the term of this patent is extended or adjusted under 35 U.S.C. 154(b) by 0 days.

4,937,853 A	6/1990	Brule et al.	379/91
4,947,028 A	8/1990	Gorog	235/380
4,959,530 A	9/1990	O'Connor	235/383
4,975,948 A	12/1990	Andresen et al.	379/355
4,984,155 A	1/1991	Geier et al.	364/401
5,038,023 A	8/1991	Saliga	235/385
5,054,096 A	10/1991	Beizer	382/41

(List continued on next page.)

FOREIGN PATENT DOCUMENTS

EP	0 961 250 A2	12/1999	G07F/19/00
JP	10188140 A	12/1996	G07G/1/12
WO	WO 95/10813	10/1994	G06F/15/403
WO	WO 96/07146	9/1995	G06F/17/00
WO	WO 97/37319	2/1997	G06K/7/10
WO	WO 98/09243	8/1997	G06F/19/00
WO	WO 98/03923	1/1998	G06F/15/163
WO	WO 98/06055	2/1998	G06F/163/00
WO	WO 98/19259	5/1998	G06F/17/60
WO	WO 98/40823	9/1998	G06F/13/00
WO	WO 99/63457	6/1999	G06F/17/30

(21) Appl. No.: **09/568,293**

(22) Filed: **May 10, 2000**

Related U.S. Application Data

(63) Continuation-in-part of application No. 09/378,221, filed on Aug. 19, 1999.

(51) **Int. Cl.**⁷ **G06F 15/177**

(52) **U.S. Cl.** **713/1; 713/100**

(58) **Field of Search** 713/1, 2, 100; 717/171, 172, 173; 709/217, 218, 219, 223, 229

OTHER PUBLICATIONS

“Distributing Uniform Resource Locators as Bar Code Images”, IBM Technical Disclosure Bulletin, Jan. 1996.
“Bar Code Method for Automating Catalog Orders”, IBM Technical Disclosure Bulletin, Sep. 1998.

(56) **References Cited**

U.S. PATENT DOCUMENTS

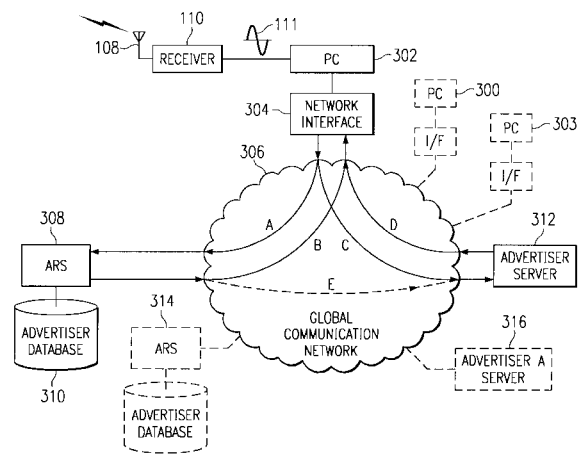
3,668,312 A	6/1972	Yamamoto et al.	348/17
4,002,886 A	1/1977	Sundelin	235/61.7 R
4,042,792 A	8/1977	Pakenham et al.	179/90
4,365,148 A	12/1982	Whitney	235/383
4,621,259 A	11/1986	Schepers et al.	345/180
4,654,482 A	3/1987	DeAngelis	379/95
4,780,599 A	10/1988	Baus	235/383
4,785,296 A	11/1988	Tabata et al.	340/731
4,816,904 A	3/1989	McKenna et al.	348/13
4,817,136 A	3/1989	Rhoads	379/375
4,833,308 A	5/1989	Humble	235/383
4,841,132 A	6/1989	Kajitani et al.	235/472
4,845,634 A	7/1989	Vitek et al.	364/468
4,894,789 A	1/1990	Yee	348/552
4,899,370 A	2/1990	Kameo et al.	379/104
4,901,073 A	2/1990	Kibrick	341/13
4,905,094 A	2/1990	Pocock et al.	386/106
4,907,264 A	3/1990	Seiler et al.	379/216
4,916,293 A	4/1990	Cartlidge et al.	235/375

Primary Examiner—Dennis M. Butler
(74) *Attorney, Agent, or Firm*—Howison & Arnott, L.L.P.

(57) **ABSTRACT**

An architecture for automatically configuring software of a piece of equipment. The piece of equipment is in communication with a network, the piece of equipment having one or more machine-resolvable codes associated therewith. The piece of equipment connects to a remote location disposed on the network in response to reading a select one of the one or more machine-resolvable codes with a reader. Software associated with the select one of the one or more machine-resolvable codes is downloaded from the remote location to the piece of equipment, and the piece of equipment is then configured according to the software.

38 Claims, 20 Drawing Sheets





US006701369B1

(12) **United States Patent**
Philyaw

(10) **Patent No.:** **US 6,701,369 B1**
(45) **Date of Patent:** **Mar. 2, 2004**

- (54) **METHOD AND APPARATUS FOR ACCESSING A REMOTE LOCATION BY SENSING A MACHINE-RESOLVABLE CODE**
- (75) Inventor: **Jeffry Jovan Philyaw**, Dallas, TX (US)
- (73) Assignee: **L.V. Partners, L.P.**, Dallas, TX (US)

WO	WO 98/09243	8/1997
WO	WO 98/03923	1/1998
WO	WO 98/06055	2/1998
WO	WO 98/19259	5/1998
WO	WO 98/40823	9/1998
WO	WO 99/63457	6/1999

(*) Notice: Subject to any disclaimer, the term of this patent is extended or adjusted under 35 U.S.C. 154(b) by 0 days.

(21) Appl. No.: **09/537,530**
(22) Filed: **Mar. 29, 2000**

Related U.S. Application Data

(63) Continuation-in-part of application No. 09/378,221, filed on Aug. 19, 1999, which is a continuation-in-part of application No. 09/151,530, filed on Sep. 11, 1998, now Pat. No. 6,098,106, which is a continuation-in-part of application No. 09/151,471, filed on Sep. 11, 1998, now abandoned.

- (51) **Int. Cl.⁷** **G06F 13/00**
- (52) **U.S. Cl.** **709/229; 709/217; 709/219; 707/10**
- (58) **Field of Search** **709/229, 217, 709/219; 707/10, 1**

References Cited

U.S. PATENT DOCUMENTS

3,668,312 A	6/1972	Yamamoto et al.	
4,002,886 A	1/1977	Sundelin	235/61.7 R
4,042,792 A	8/1977	Pakenham et al.	179/90
4,365,148 A	12/1982	Whitney	235/383

(List continued on next page.)

FOREIGN PATENT DOCUMENTS

EP	0 961 250 A2	12/1999
JP	10188140 A	12/1996
WO	WO 95/10813	10/1994
WO	WO 96/07146	9/1995
WO	WO 97/37319	2/1997

OTHER PUBLICATIONS

- “Group Decision Support System: Development and Application”, Energy Systems, Westinghouse, Pittsburgh, PA.
- “New Technologies in Credit Card Authentication”, Pieter de Bryne, Institute for Communications Technology, Zurich, Switzerland.
- “A Vital, a Private Teacing System by Fax Communication”, Atsusji Iizawa, Noriro Sugiki, Yukari Shitora and Hideko Kunii, Software Research Center, Tokyo, Japan.
- “Document on Computer” USPS Technical Support Center, Norman, OK.
- “Development of a Commercially Successful Wearable Data Collection System”, Symbol Technologies, Inc.
- “What do forward looking companies consider in their plans and developments”, A.G. Johnston, Nestle.

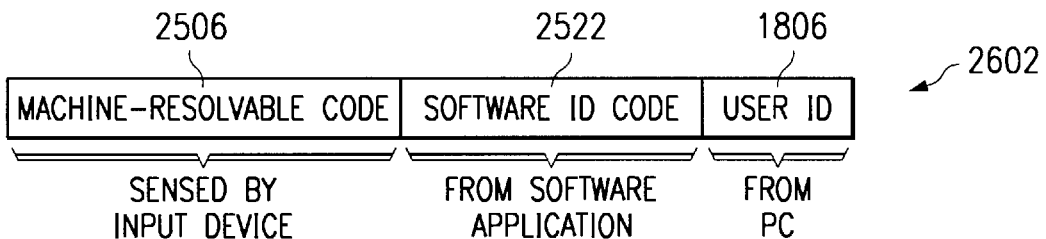
(List continued on next page.)

Primary Examiner—Kenneth R. Coulter
(74) *Attorney, Agent, or Firm*—Howison & Arnott, LLP.

(57) **ABSTRACT**

A method for controlling a computer wherein one or more remote locations disposed on a network are accessed in response to sensing a machine-resolvable code. A computer disposed on a network is operably connected to an input device for sensing a machine-resolvable code. A software application which includes a software identification code runs on the computer. In response to sensing a machine-resolvable code with the input device, the computer accesses at least one remote location corresponding to the software identification code. The one or more remote locations accessed may then return remote information to the computer for presentation.

36 Claims, 14 Drawing Sheets





US006701354B1

(12) **United States Patent**
Philyaw et al.

(10) **Patent No.: US 6,701,354 B1**
(45) **Date of Patent: *Mar. 2, 2004**

(54) **METHOD FOR INTERCONNECTING TWO LOCATIONS OVER A NETWORK IN RESPONSE TO USING A TOOL**

4,785,296 A	11/1988	Tabata et al.	340/731
4,816,904 A	3/1989	McKenna et al.	358/84
4,817,136 A	3/1989	Rhoads	379/357
4,833,308 A	5/1989	Humble	235/383
4,841,132 A	6/1989	Kajitani et al.	235/472

(75) Inventors: **Jeffry Jovan Philyaw**, Dallas, TX (US); **David Kent Mathews**, Carrollton, TX (US)

(List continued on next page.)

(73) Assignee: **L. V. Partners, L.P.**, Dallas, TX (US)

FOREIGN PATENT DOCUMENTS

(*) Notice: Subject to any disclaimer, the term of this patent is extended or adjusted under 35 U.S.C. 154(b) by 0 days.

EP	0 961 250 A2	12/1999	G07F/19/00
JP	10188140 A	12/1996	G07G/1/12
WO	WO 95/10813	10/1994	G06F/15/403
WO	WO 96/07146	9/1995	G06F/17/00
WO	WO 97/37319	2/1997	G06K/7/10
WO	WO 98/09243	8/1997	G06F/19/00
WO	WO 98/03923	1/1998	G06F/15/163
WO	WO 98/06055	2/1998	G06F/163/00
WO	WO 98/19259	5/1998	G06F/17/60
WO	WO 98/40823	9/1998	G06F/13/00
WO	WO 99/63457	6/1999	G06F/17/30

This patent is subject to a terminal disclaimer.

(21) Appl. No.: **09/379,700**

(22) Filed: **Aug. 24, 1999**

OTHER PUBLICATIONS

Related U.S. Application Data

(63) Continuation-in-part of application No. 09/378,221, filed on Aug. 19, 1999, which is a continuation-in-part of application No. 09/151,471, filed on Sep. 11, 1998, and a continuation-in-part of application No. 09/151,530, filed on Sep. 11, 1998, now Pat. No. 6,098,106.

“Group Decision Support System: Development and Applications”, Energy Systems, Westinghouse, Pittsburgh, PA.
“New Technologies in Credit Card Authentication”, Pieter de Bryne, Institute for Communications Technology, Zurich, Switzerland.

(List continued on next page.)

- (51) **Int. Cl.⁷** **G06F 15/16**
- (52) **U.S. Cl.** **709/219; 709/236**
- (58) **Field of Search** **709/217, 207, 709/208, 236, 203, 219; 235/454**

Primary Examiner—Marc D. Thompson
(74) *Attorney, Agent, or Firm*—Howison & Arnott, L.L.P.

(57) **ABSTRACT**

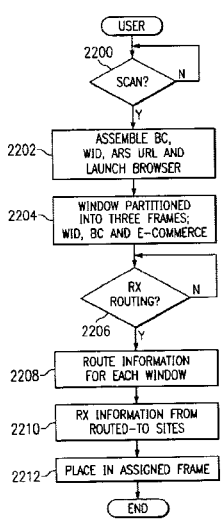
(56) **References Cited**

U.S. PATENT DOCUMENTS

3,668,312 A	6/1972	Yamamoto et al.	178/6.8
4,002,886 A	1/1977	Sundelin	235/61.7 R
4,042,792 A	8/1977	Pakenham et al.	179/90
4,365,148 A	12/1982	Whitney	235/383
4,621,259 A	11/1986	Schepers et al.	340/707
4,654,482 A	3/1987	DeAngelis	379/95
4,780,599 A	10/1988	Baus	235/383

A method for accessing information over a network. A tool is utilized in conjunction with an operation on a user's processor at a user location on the network. The tool has associated therewith a unique tool ID. In response to utilizing the tool, the user's location is interconnected on the network to a predetermined destination at a remote location on the network, which destination has an association with the unique ID of the tool.

9 Claims, 10 Drawing Sheets





US006697949B1

(12) **United States Patent**
Philyaw et al.

(10) **Patent No.: US 6,697,949 B1**
(45) **Date of Patent: Feb. 24, 2004**

(54) **METHOD AND APPARATUS FOR CONTROLLING A USER'S PC THROUGH AN AUDIO-VISUAL BROADCAST TO ARCHIVE INFORMATION IN THE USERS PC**

WO	WO 98/09243	8/1997	G06F/19/00
WO	WO 98/03923	1/1998	G06F/15/163
WO	WO 98/06055	2/1998	G06F/163/00
WO	WO 98/19259	5/1998	G06F/17/60
WO	WO 98/40823	9/1998	G06F/13/00
WO	WO 98/40823 A1	9/1998		
WO	WO 98/49813 A1	11/1998		
WO	WO 99/63457	6/1999	G06F/17/30

(75) Inventors: **Jeffry Jovan Philyaw**, Dallas, TX (US); **David Kent Mathews**, Carrollton, TX (US)

OTHER PUBLICATIONS

(73) Assignee: **L.V. Partner, L.P.**, Dallas, TX (US)

"Group Decision Support System: Development and Application", Energy Systems, Westinghouse, Pittsburgh, PA.

(*) Notice: Subject to any disclaimer, the term of this patent is extended or adjusted under 35 U.S.C. 154(b) by 0 days.

"New Technologies in Credit Card Authentication", Pieter de Bryne, Institute for Communications Technology, Zurich, Switzerland.

(21) Appl. No.: **09/382,376**

"AVITAL, a Private Teaching System by Fax Communication", Atsushi Iizawa, Noriro Sugiki, Yukari Shitora and Hideko Kunii, Software Research Center, Tokyo, Japan.

(22) Filed: **Aug. 24, 1999**

(List continued on next page.)

Related U.S. Application Data

(63) Continuation-in-part of application No. 09/378,221, filed on Aug. 19, 1999, which is a continuation-in-part of application No. 09/151,471, filed on Sep. 11, 1998, now abandoned, and a continuation-in-part of application No. 09/151,530, filed on Sep. 11, 1998, now Pat. No. 6,098,106.

Primary Examiner—Gilberto Barrón
Assistant Examiner—Benjamin E Lanier

(74) *Attorney, Agent, or Firm*—Howison & Arnott, L.L.P.

(51) **Int. Cl.**⁷ **G06F 11/30**; G06F 12/14; H04L 9/00; H04L 9/32; H04N 7/167

(52) **U.S. Cl.** **713/201**; 380/211

(58) **Field of Search** 713/201; 380/211

ABSTRACT

A method for allowing a consumer to access an advertiser's location over a global communication network. A normal broadcast program is broadcast to a class of consumers having a unique signal embedded therein, which unique signal embedded therein is associated with a particular advertiser and a predetermined location on the network. Additionally, the unique signal has encoded therein a unique code that correlates with the location of this predetermined location on the network. When the unique signal is received at a consumer's location, the unique signal is decoded to extract therefrom the unique code. In response to this decoding, routing information to the predetermined location on the network from a consumer's computer on the network at the consumer's location is determined. This determined routing information is then archived in the consumer's computer.

References Cited

U.S. PATENT DOCUMENTS

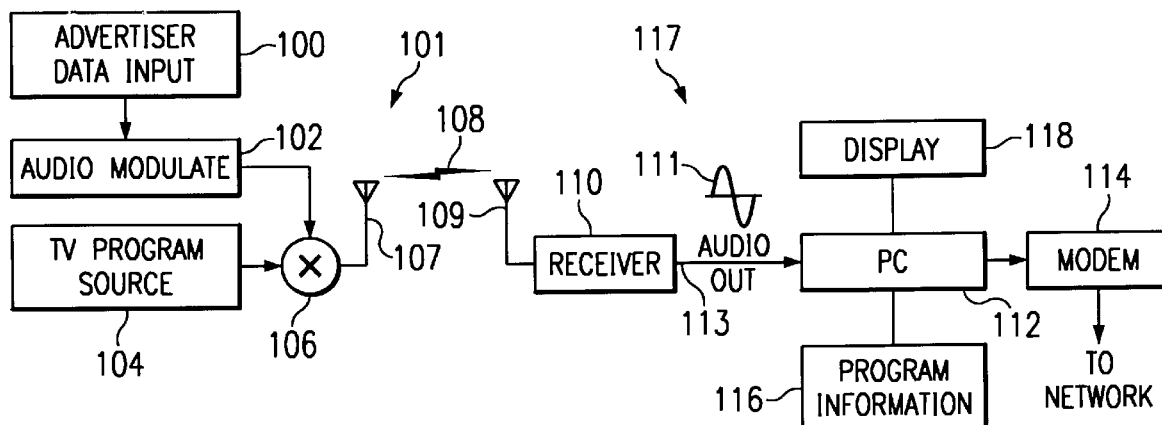
3,668,312 A	6/1972	Yamamoto et al.	178/6.8
4,002,886 A	1/1977	Sundelin	235/61.7 R
4,042,792 A	8/1977	Pakenham et al.	179/90

(List continued on next page.)

FOREIGN PATENT DOCUMENTS

EP	0 961 250 A2	12/1999	G07F/19/00
JP	10188140 A	12/1996	G07G/1/12
WO	WO 95/10813	10/1994	G06F/15/403
WO	WO 96/07146	9/1995	G06F/17/00
WO	WO 97/37319	2/1997	G06K/7/10

4 Claims, 10 Drawing Sheets





US006694356B1

(12) **United States Patent**
Philyaw

(10) **Patent No.:** **US 6,694,356 B1**
(45) **Date of Patent:** **Feb. 17, 2004**

(54) **REMOTE CONTROL HAVING AN OPTICAL INDICIA READER**

(75) Inventor: **Jeffrey Jovan Philyaw**, Dallas, TX (US)

(73) Assignee: **L.V. Partner, L.P.**, Dallas, TX (US)

(*) Notice: Subject to any disclaimer, the term of this patent is extended or adjusted under 35 U.S.C. 154(b) by 653 days.

(21) Appl. No.: **09/611,161**

(22) Filed: **Jul. 6, 2000**

Related U.S. Application Data

(63) Continuation-in-part of application No. 09/580,848, filed on May 30, 2000, which is a continuation-in-part of application No. 09/378,221, filed on Aug. 19, 1999, which is a continuation-in-part of application No. 09/151,471, filed on Sep. 11, 1998, and a continuation-in-part of application No. 09/151,530, filed on Sep. 11, 1998, now Pat. No. 6,098,106.

(51) **Int. Cl.**⁷ **G06F 15/16**

(52) **U.S. Cl.** **709/217; 709/218; 709/219; 235/462.01; 235/472.01; 705/23; 455/419**

(58) **Field of Search** **709/218-219, 709/217, 227, 245; 705/14, 23, 26-27; 235/462.01, 472.01; 345/356; 455/419, 422**

(56) **References Cited**

U.S. PATENT DOCUMENTS

3,668,312 A	6/1972	Yamamoto et al.	348/17
4,002,886 A	1/1977	Sundelin	235/61.7 R
4,042,792 A	8/1977	Pakenham et al.	179/90
4,365,148 A	12/1982	Whitney	235/383
4,621,259 A	11/1986	Schepers et al.	345/180
4,654,482 A	3/1987	DeAngelis	379/95
4,780,599 A	10/1988	Baus	235/383
4,785,296 A	11/1988	Tabata et al.	340/731
4,816,904 A	3/1989	McKenna et al.	348/13
4,817,136 A	3/1989	Rhoads	379/375
4,833,308 A	5/1989	Humble	235/383
4,841,132 A	6/1989	Kajitani et al.	235/472

4,845,634 A	7/1989	Vitek et al.	364/468
4,894,789 A	1/1990	Yee	348/552
4,899,370 A	2/1990	Kameo et al.	379/104
4,901,073 A	2/1990	Kibrick	341/13

(List continued on next page.)

FOREIGN PATENT DOCUMENTS

EP	0 961 250 A2	12/1999	G07F/19/00
JP	10188140 A	12/1996	G07G/1/12
WO	WO 95/10813	10/1994	G06F/15/403
WO	WO 96/07146	9/1995	G06F/17/00
WO	WO 97/37319	2/1997	G06K/7/10
WO	WO 98/09243	8/1997	G06F/19/00
WO	WO 98/03923	1/1998	G06F/15/163
WO	WO 98/06055	2/1998	G06F/163/00
WO	WO 98/19259	5/1998	G06F/17/60
WO	WO 98/40823	9/1998	G06F/13/00
WO	WO 99/63457	6/1999	G06F/17/30

Primary Examiner—Robert B. Harrell

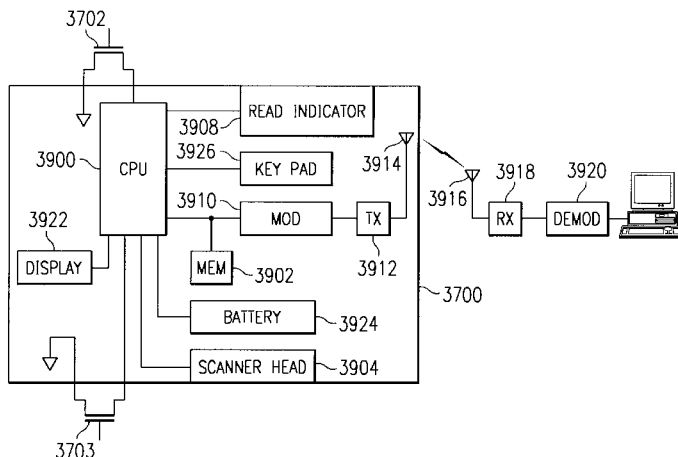
Assistant Examiner—Hieu Le

(74) *Attorney, Agent, or Firm*—Howison & Arnott, L.L.P.

(57) **ABSTRACT**

A method for a user to access information on a network (306). A remote control device (3700) is provided operating in a first and control mode with internally generated control commands and in a second and scanning mode. In the control mode, an appliance at a user location is controlled by wirelessly transmitting the control commands to the appliance. In the scanning mode, a machine recognizable code (MRC) information is extracted from an MRC (1606) using the remote control device (3700), the MRC (1606) having associated therewith routing information corresponding to a remote location (312) on the network (306). The extracted MRC information is wirelessly transmitted from the MRC (1606) to a network interface device (302) in response to the step of extracting. The user location is then connected over the network (306) to the remote location (312) associated with the extracted MRC information, and the information downloaded therefrom. The downloaded information is then displayed on a display (1612) at the user location, such that when displayed, substantially immediate feedback is provided to the user in response to the step of scanning.

20 Claims, 16 Drawing Sheets





US006688522B1

(12) **United States Patent**
Philyaw et al.

(10) **Patent No.: US 6,688,522 B1**
(45) **Date of Patent: Feb. 10, 2004**

(54) **UNIQUE BAR CODE** 4,841,132 A 6/1989 Kajitani et al. 235/472
4,845,634 A 7/1989 Vitek et al. 364/468

(75) Inventors: **Jeffry Jovan Philyaw**, Dallas, TX (US); **James D. Roberts**, Dallas, TX (US)

(List continued on next page.)

FOREIGN PATENT DOCUMENTS

(73) Assignee: **L. V. Partners, L.P.**, Dallas, TX (US)
(*) Notice: Subject to any disclaimer, the term of this patent is extended or adjusted under 35 U.S.C. 154(b) by 735 days.

EP 0 961 250 A2 12/1999 G07F/19/00
JP 406036063 A * 2/1994 G06K/1/12
JP 10188140 A 12/1996 G07G/1/12

(List continued on next page.)

OTHER PUBLICATIONS

(21) Appl. No.: **09/583,134**
(22) Filed: **May 30, 2000**

“Distributing Uniform Resource Locators as Bar Code Images”, IBM Technical Disclosure Bulletin, Jan. 1996.
“Bar Code Method for Automating Catalog Orders”, IBM Technical Disclosure Bulletin, Sep. 1998.

Related U.S. Application Data

Primary Examiner—Daniel St.Cyr
(74) *Attorney, Agent, or Firm*—Howison & Arnott, L.L.P.

(63) Continuation-in-part of application No. 09/491,136, filed on Jan. 26, 2000, and a continuation-in-part of application No. 09/382,421, filed on Aug. 24, 1999, which is a continuation-in-part of application No. 09/378,221, filed on Aug. 19, 1999, which is a continuation-in-part of application No. 09/151,471, filed on Sep. 11, 1998, and a continuation-in-part of application No. 09/151,530, filed on Sep. 11, 1998, now Pat. No. 6,098,106.

(57) **ABSTRACT**

(51) **Int. Cl.**⁷ **G06K 7/10**
(52) **U.S. Cl.** **235/462.01**; 235/462.09; 235/462.16
(58) **Field of Search** 235/462.01, 462.02, 235/462.09, 462.16, 462.25, 462.33

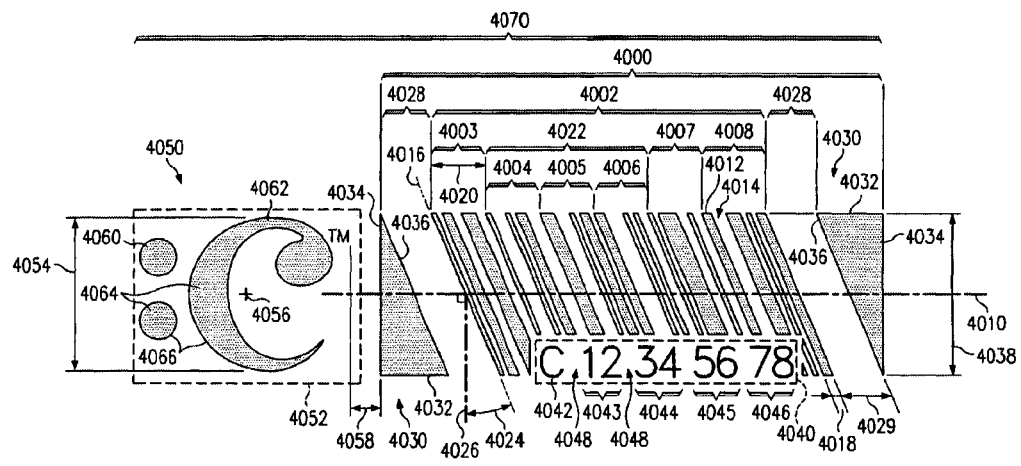
A bar code for encoding information in machine-readable form is provided. The bar code comprises a character string including a plurality of characters disposed side-by-side along a longitudinal code axis. Each character is formed by a sequence of code bars and intervening code spaces, the code bars being parallel to one another and to a line defining a bar axis which intersects the code axis. Each character has a definition in accordance with a predefined standard. The definition for each character includes a bar/space pattern associated with the character setting forth the respective widths of the code bars and code spaces making up the character in terms of integer multiples of a minimum unit width. The definition for each character also includes at least one encoded alphanumeric value associated with the character. The definition for each character further included an integer checksum value associated with the character. The plurality of characters in the character string includes, sequentially, one start character, at least one message character, one check character and a stop character. The bar axis forms a slant angle with a line perpendicular to the longitudinal code axis, and the slant angle has a value greater than about 1 degree.

(56) **References Cited**

U.S. PATENT DOCUMENTS

3,668,312 A 6/1972 Yamamoto et al. 348/17
4,002,886 A 1/1977 Sundelin 235/61.7 R
4,042,792 A 8/1977 Pakenham et al. 179/90
4,365,148 A 12/1982 Whitney 235/383
4,621,259 A 11/1986 Schepers et al. 345/180
4,654,482 A 3/1987 DeAngelis 379/95
4,780,599 A 10/1988 Baus 235/383
4,785,296 A 11/1988 Tabata et al. 340/731
4,816,904 A 3/1989 McKenna et al. 348/13
4,817,136 A 3/1989 Rhoads 379/375
4,833,308 A 5/1989 Humble 235/383

27 Claims, 15 Drawing Sheets





US007975022B2

(12) **United States Patent**
Philyaw

(10) **Patent No.:** **US 7,975,022 B2**
(45) **Date of Patent:** ***Jul. 5, 2011**

(54) **LAUNCHING A WEB SITE USING A PASSIVE TRANSPONDER**

(75) Inventor: **Jeffrey Jovan Philyaw**, Dallas, TX (US)

(73) Assignee: **RPX-LV Acquisition LLC**, Wilmington, DE (US)

(*) Notice: Subject to any disclaimer, the term of this patent is extended or adjusted under 35 U.S.C. 154(b) by 97 days.

This patent is subject to a terminal disclaimer.

(21) Appl. No.: **11/877,510**

(22) Filed: **Oct. 23, 2007**

(65) **Prior Publication Data**

US 2008/0046981 A1 Feb. 21, 2008

Related U.S. Application Data

(63) Continuation of application No. 09/614,937, filed on Jul. 11, 2000, which is a continuation-in-part of application No. 09/378,221, filed on Aug. 19, 1999, now Pat. No. 6,745,234, which is a continuation-in-part of application No. 09/151,471, filed on Sep. 11, 1998, now abandoned, which is a continuation-in-part of application No. 09/151,530, filed on Sep. 11, 1998, now Pat. No. 6,098,106.

(51) **Int. Cl.**
G06F 15/16 (2006.01)

(52) **U.S. Cl.** **709/217; 709/219; 707/999.01**

(58) **Field of Classification Search** **709/217, 709/219, 227, 204, 207, 208, 245, 238; 707/999.01, 707/E17.112, 999.002, 999.003, 999.004; 235/454; 705/23, 26**

See application file for complete search history.

(56) **References Cited**

U.S. PATENT DOCUMENTS

3,668,312 A	6/1972	Yamamoto et al.
4,002,886 A	1/1977	Sundelin
4,042,792 A	8/1977	Pakenham et al.
4,365,148 A	12/1982	Whitney
4,471,218 A	9/1984	Culp
4,546,352 A	10/1985	Goldman
4,621,259 A	11/1986	Schepers et al.
4,654,482 A	3/1987	DeAngelis
4,780,599 A	10/1988	Baus
4,785,296 A	11/1988	Tabata et al.
4,816,904 A	3/1989	McKenna et al.
4,817,136 A	3/1989	Rhoads
4,833,308 A	5/1989	Humble
4,841,132 A	6/1989	Kajitani et al.
4,845,634 A	7/1989	Vitek et al.
4,893,333 A	1/1990	Baran et al.
4,894,789 A	1/1990	Yee
4,899,370 A	2/1990	Kameo et al.

(Continued)

FOREIGN PATENT DOCUMENTS

CA 2250450 4/1999

(Continued)

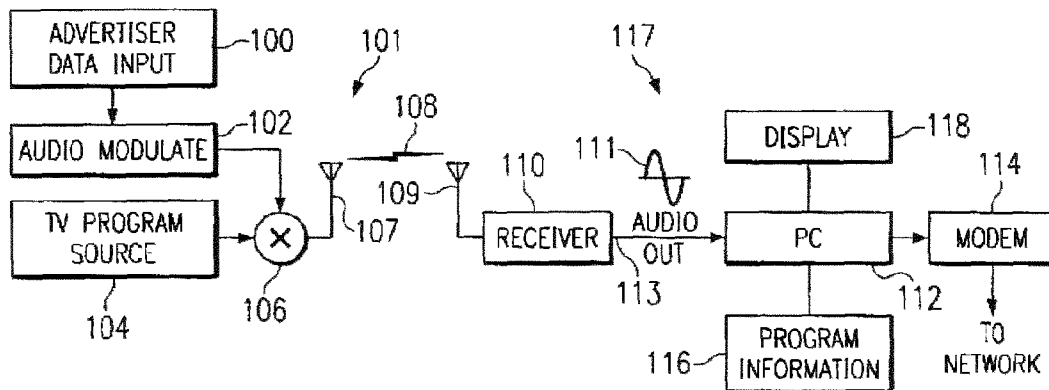
Primary Examiner — Peling A Shaw

(74) *Attorney, Agent, or Firm* — Howison & Arnott, L.L.P.

(57) **ABSTRACT**

A method of displaying a web page to a user. A triggering device having a unique code stored therein is provided to the user. The unique code is extracted from the triggering device with an activation system, the activation system disposed on a network. Location information associated with the unique code is retrieved from a database, the location information corresponding to a location of the web page on a remote location disposed on the network. In response to retrieving the location information, the activation system is connected to the remote location. The web page corresponding to the location information of the remote location is then presented to the user via the activation system.

27 Claims, 13 Drawing Sheets





US006643692B1

(12) **United States Patent**
Philyaw et al.

(10) **Patent No.:** **US 6,643,692 B1**
(45) **Date of Patent:** ***Nov. 4, 2003**

- (54) **METHOD FOR CONTROLLING A COMPUTER USING AN EMBEDDED UNIQUE CODE IN THE CONTENT OF VIDEO TAPE MEDIA**
- (75) Inventors: **Jeffry Jovan Philyaw**, Dallas, TX (US); **David Kent Mathews**, Carrollton, TX (US)
- (73) Assignee: **LV Partners, L.P.**, Dallas, TX (US)
- (*) Notice: Subject to any disclaimer, the term of this patent is extended or adjusted under 35 U.S.C. 154(b) by 0 days.

EP	0 961 250 A2	12/1999	G07F/19/00
JP	10188140 A	12/1996	G07G/1/12
WO	WO 95/10813	10/1994	G06F/15/403
WO	WO 96/07146	9/1995	G06F/17/00
WO	WO 97/37319	2/1997	G06K/7/10
WO	WO 98/09243	8/1997	G06F/19/00
WO	WO 97/33434	9/1997	
WO	WO 98/03923	1/1998	G06F/15/163
WO	WO 98/06055	2/1998	G06F/163/00
WO	WO 98/19259	5/1998	G06F/17/60
WO	WO 98/40823	9/1998	G06F/13/00
WO	WO 99/63457	6/1999	G06F/17/30

This patent is subject to a terminal disclaimer.

- (21) Appl. No.: **09/378,216**
- (22) Filed: **Aug. 19, 1999**

Related U.S. Application Data

- (63) Continuation-in-part of application No. 09/151,530, filed on Sep. 11, 1998, now Pat. No. 6,098,106.
- (51) **Int. Cl.⁷** **G06F 15/16**
- (52) **U.S. Cl.** **709/219; 709/225; 709/224; 709/226; 709/227; 709/229; 709/217; 709/218; 725/112; 725/109; 707/104.1**
- (58) **Field of Search** **709/238, 218, 709/219, 224, 239, 245, 225, 226, 227, 229, 217; 725/112, 109, 105; 345/716; 707/104.1, 10**

(56) **References Cited**

U.S. PATENT DOCUMENTS

3,668,312 A	6/1972	Yamamoto et al.	348/17
4,002,886 A	1/1977	Sundelin	235/61.7 R

(List continued on next page.)

FOREIGN PATENT DOCUMENTS

EP	0 569 311 A1	10/1993
----	--------------	---------

OTHER PUBLICATIONS

“Group Decision Support System: Development and Application”, Energy Systems, Westinghouse, Pittsburgh, PA.

(List continued on next page.)

Primary Examiner—Wellington Chin

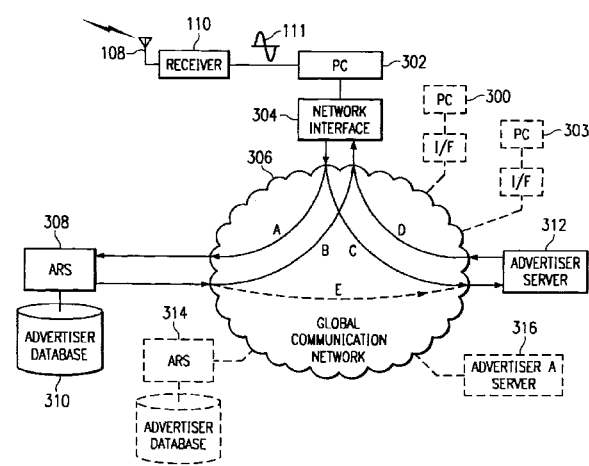
Assistant Examiner—Chuong Ho

(74) *Attorney, Agent, or Firm*—Gregory M. Howison; Howison & Arnott, LLP

(57) **ABSTRACT**

A method for allowing a user PC (1702) to be controlled in order to effect a connection between the user PC (1702) and a destination node (1706) on a network (306). This is facilitated through an audio source (1700) wherein the content of a video tape recording media has embedded therein an audio signal. When the video tape media is played, the audio signal is extracted by an audio extractor (1600) and transmitted to the user PC, and detected by a program running in the background of the user PC (1702). Once the audible tone is detected, a web browser is launched and the tone or decoded product identifier information associated with the tone is transmitted to an ARS (308) on the network (306). The ARS (308) then compares the information received from the user PC (1702) using information from a relational database (1704). The relational database (1704) contains routing information for various destination nodes (1706) on the network. When a match occurs, the matching information is then forwarded back to the user PC (1702) and this is utilized to route the user PC (1702) to the particular destination node (1706) corresponding to the audible tone for the processing of information received therefrom.

10 Claims, 8 Drawing Sheets





(12) **United States Patent**
Philyaw

(10) **Patent No.: US 6,636,896 B1**
(45) **Date of Patent: *Oct. 21, 2003**

(54) **METHOD AND APPARATUS FOR UTILIZING AN AUDIBLY CODED SIGNAL TO CONDUCT COMMERCE OVER THE INTERNET**

4,816,904 A 3/1989 McKenna et al. 348/13

(List continued on next page.)

FOREIGN PATENT DOCUMENTS

(75) Inventor: **Jeffrey Jovan Philyaw**, Dallas, TX (US)

EP 0 961 250 A2 12/1999 G07F/19/00
JP 10188140 A 12/1996 G07G/1/12

(73) Assignee: **LV Partners, L.P.**, Dallas, TX (US)

(List continued on next page.)

(*) Notice: Subject to any disclaimer, the term of this patent is extended or adjusted under 35 U.S.C. 154(b) by 0 days.

OTHER PUBLICATIONS

“Group Decision Support System: Development and Application”, Energy Systems, Westinghouse, Pittsburgh, PA, Feb., 1989.

“New Technologies in Credit Card Authentication”, Pieter de Bryne, Institute for Communications Technology, Zurich, Switzerland, Aug., 1990.

(List continued on next page.)

(21) Appl. No.: **09/491,089**

(22) Filed: **Jan. 20, 2000**

Related U.S. Application Data

Primary Examiner—Zarni Maung

(74) *Attorney, Agent, or Firm*—Gregory M. Howison; Howison & Arnott, LLP

(63) Continuation-in-part of application No. 09/382,421, filed on Aug. 24, 1999, which is a continuation-in-part of application No. 09/378,221, filed on Aug. 19, 1999, which is a continuation-in-part of application No. 09/151,471, filed on Sep. 11, 1998, now abandoned, and a continuation-in-part of application No. 09/151,530, filed on Sep. 11, 1998, now Pat. No. 6,098,106.

(57) **ABSTRACT**

A method and apparatus for utilizing a coded audio/video signal to conduct commerce over the Internet. Broadcast information is broadcast from a remote location on a secondary network containing video over the secondary network to a location thereon proximate the location of the user PC. Unique information is encoded in the broadcast information representative of a location on the primary network of the remote node. The broadcast information is received and displayed on a video display at the location on the secondary network proximate the user PC. The user PC is connected to the remote node utilizing the unique information, and in accordance thereto, in response to receiving the unique information encoded within the broadcast information broadcast over the secondary network. The user is prompted to interface with the user PC by displaying a video image on the video display at approximately the same time as broadcast of the unique information over the secondary network in association with the broadcast information.

(51) **Int. Cl.**⁷ **G06F 15/173**

(52) **U.S. Cl.** **709/238; 709/219**

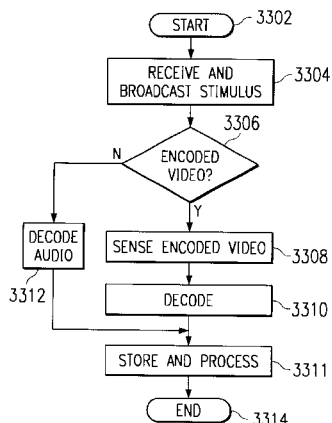
(58) **Field of Search** 709/238, 250, 709/219, 217, 224, 239, 245

(56) **References Cited**

U.S. PATENT DOCUMENTS

3,668,312 A	6/1972	Yamamoto et al.	348/17
4,002,886 A	1/1977	Sundelin	235/61.7 R
4,042,792 A	8/1977	Pakenham et al.	179/90
4,365,148 A	12/1982	Whitney	235/383
4,621,259 A	11/1986	Schepers et al.	345/180
4,654,482 A	3/1987	DeAngelis	379/95
4,780,599 A	10/1988	Baus	235/383
4,785,296 A	11/1988	Tabata et al.	340/731

27 Claims, 12 Drawing Sheets





US006636892B1

(12) **United States Patent**
Philyaw

(10) **Patent No.:** **US 6,636,892 B1**
(45) **Date of Patent:** **Oct. 21, 2003**

(54) **METHOD FOR CONDUCTING A CONTEST USING A NETWORK**

(75) Inventor: **Jeffrey Jovan Philyaw**, Dallas, TX (US)

(73) Assignee: **LV Partners, L.P.**, Dallas, TX (US)

(*) Notice: Subject to any disclaimer, the term of this patent is extended or adjusted under 35 U.S.C. 154(b) by 642 days.

(21) Appl. No.: **09/594,292**

(22) Filed: **Jun. 15, 2000**

Related U.S. Application Data

(63) Continuation-in-part of application No. 09/568,754, filed on May 11, 2000, which is a continuation-in-part of application No. 09/378,221, filed on Aug. 19, 1999, which is a continuation-in-part of application No. 09/151,471, filed on Sep. 11, 1998, and a continuation-in-part of application No. 09/151,530, filed on Sep. 11, 1998, now Pat. No. 6,098,106.

(51) **Int. Cl.**⁷ **G06F 15/17**

(52) **U.S. Cl.** **709/217; 709/219; 463/17; 463/42**

(58) **Field of Search** **709/217, 204, 709/223, 219, 203, 202; 463/42, 17; 705/14**

(56) **References Cited**

U.S. PATENT DOCUMENTS

3,668,312 A	6/1972	Yamamoto et al.	348/17
4,002,886 A	1/1977	Sundelin	235/61.7 R
4,042,792 A	8/1977	Pakenham et al.	179/90
4,365,148 A	12/1982	Whitney	235/383
4,621,259 A	11/1986	Schepers et al.	345/180
4,654,482 A	3/1987	DeAngelis	379/95
4,780,599 A	10/1988	Baus	235/383
4,785,296 A	11/1988	Tabata et al.	340/731
4,816,904 A	3/1989	McKenna et al.	348/13
4,817,136 A	3/1989	Rhoads	379/375

(List continued on next page.)

FOREIGN PATENT DOCUMENTS

EP	0 961 250 A2	12/1999	G07F/19/00
JP	10188140 A	12/1996	G07G/1/12
WO	WO 95/10813	10/1994	G06F/15/403

(List continued on next page.)

OTHER PUBLICATIONS

“Group Decision Support System: Development and Application”, Energy Systems, Westinghouse, Pittsburgh, PA.
“New Technologies in Credit Card Authentication”, Pieter de Bryne, Institute for Communications Technology, Zurich, Switzerland.

(List continued on next page.)

Primary Examiner—Ario Etienne

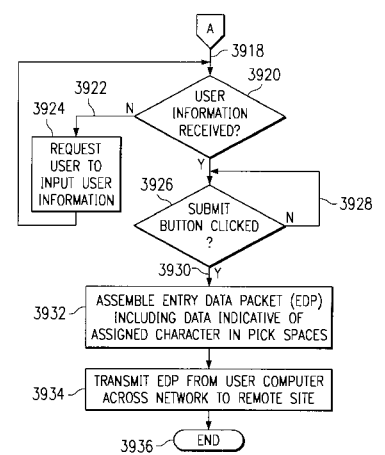
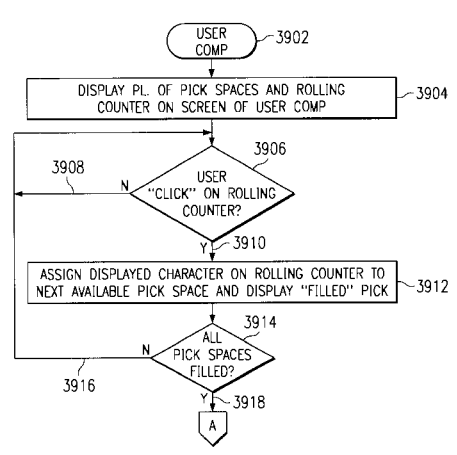
Assistant Examiner—Abdullahi E. Salad

(74) *Attorney, Agent, or Firm*—Gregory M. Howison; Howison & Arnott, LLP

(57) **ABSTRACT**

A method for conducting a contest using a network is provided. A plurality of pick spaces and a rolling counter are displayed on a screen of a computer operably connected to the network at a user site. The rolling counter constitutes successive ones of a plurality of available characters, each character being displayed for a preselected duration. Each time the user performs a predefined selection action, the then-displayed character of the rolling counter is assigned to a successive one of the plurality of pick spaces, and thereafter the assigned character is displayed in the corresponding pick space. When each pick space displays an assigned character, an entry data packet is assembled including data indicative of the assigned character in each of the plurality of pick spaces. The entry data packet is transmitted from the user computer across the network to a remote site. The entry data packet is received at the remote site. It is then determined if the assigned characters in each of the plurality of pick spaces represented by the received entry data packet match a preselected winning combination of characters. If so, the received entry data packet is concluded to be a winning entry, otherwise, the received entry data packet is concluded not to be a winning entry.

28 Claims, 20 Drawing Sheets





US006631404B1

(12) **United States Patent**
Philyaw

(10) **Patent No.:** **US 6,631,404 B1**
(45) **Date of Patent:** **Oct. 7, 2003**

(54) **METHOD AND SYSTEM FOR CONDUCTING A CONTEST USING A NETWORK**

(75) Inventor: **Jeffrey Jovan Philyaw**, Dallas, TX (US)
(73) Assignee: **LV Partners, L.P.**, Dallas, TX (US)
(*) Notice: Subject to any disclaimer, the term of this patent is extended or adjusted under 35 U.S.C. 154(b) by 0 days.

(21) Appl. No.: **09/568,754**
(22) Filed: **May 11, 2000**

Related U.S. Application Data

(63) Continuation-in-part of application No. 09/378,221, filed on Aug. 19, 1999, which is a continuation-in-part of application No. 09/151,471, filed on Sep. 11, 1998, and a continuation-in-part of application No. 09/151,530, filed on Sep. 11, 1998, now Pat. No. 6,098,106.

(51) **Int. Cl.**⁷ **G06F 15/16**
(52) **U.S. Cl.** **709/217; 709/218; 709/238; 709/245; 709/249; 709/204; 235/454; 707/3; 707/4; 707/513; 705/14; 705/23; 705/26**
(58) **Field of Search** **709/214, 238, 709/207-208, 217-218, 245, 249; 235/454; 707/3, 4, 513; 705/23, 26, 14**

(56) **References Cited**

U.S. PATENT DOCUMENTS

3,668,312 A	6/1972	Yamamoto et al.	348/17
4,002,886 A	1/1977	Sundelin	235/61.7 R
4,042,792 A	8/1977	Pakenham et al.	179/90
4,365,148 A	12/1982	Whitney	235/383
4,621,259 A	11/1986	Schepers et al.	345/180
4,654,482 A	3/1987	DeAngelis	379/95
4,780,599 A	10/1988	Baus	235/383
4,785,296 A	11/1988	Tabata et al.	340/731
4,816,904 A	3/1989	McKenna et al.	348/13
4,817,136 A	3/1989	Rhoads	379/375
4,833,308 A	5/1989	Humble	235/383
4,841,132 A	6/1989	Kajitani et al.	235/472
4,845,634 A	7/1989	Vitek et al.	364/468

(List continued on next page.)

FOREIGN PATENT DOCUMENTS

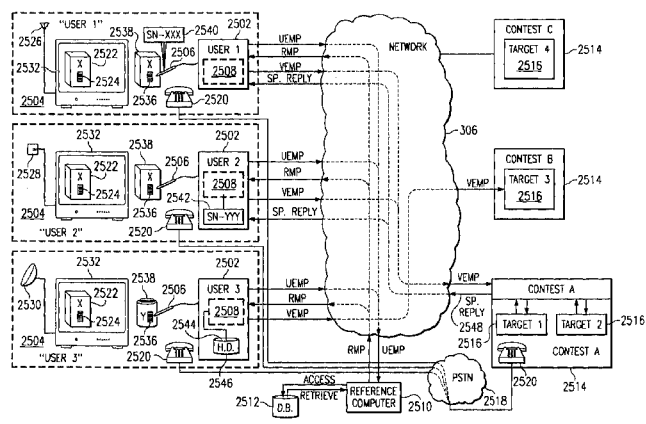
EP	0 961 250 A2	12/1999	G07F/19/00
JP	10188140 A	12/1996	G07G/1/12
WO	WO 95/10813	10/1994	G06F/15/403
WO	WO 96/07146	9/1995	G06F/17/00
WO	WO 97/37319	2/1997	G06K/7/10
WO	WO 98/09243	8/1997	G06F/19/00
WO	WO 98/03923	1/1998	G06F/15/163
WO	WO 98/06055	2/1998	G06F/163/00
WO	WO 98/19259	5/1998	G06F/17/60
WO	WO 98/40823	9/1998	G06F/13/00
WO	WO 99/63457	6/1999	G06F/17/30

Primary Examiner—Robert B. Harrell
Assistant Examiner—Hieu C. Le
(74) *Attorney, Agent, or Firm*—Gregory M. Howison; Howison & Arnott, LLP

(57) **ABSTRACT**

A method for conducting a contest using a network. A selected article of commerce is identified to a plurality of users remotely disposed at user locations on the network which bears an indicia encoding an identification code which corresponds to the selected article in accordance with an extrinsic standard. An unvalidated entry message packet is then received at a reference location which was transmitted across the network from a user location in response to scanning at the user location an indicia on an article of commerce. The indicia on the scanned article of commerce encodes an identification code which corresponds to the article in accordance with an extrinsic standard. A reference database is provided at the reference location which has a plurality of article codes and routing information for target locations on the network and associates the routing information with at least one of the article codes. The reference database is accessed and the routing information associated with the article code received and the unvalidated entry message packet retrieved. A reply message packet is created including the routing information and then transmitted across the network to the user location from which it was received. A validated entry message packet is then received at a target. It is then determined whether the validated entry message packet constitutes an accepted entry. Finally, it is determined if a user submitting an accepted entry is a winner of the contest.

100 Claims, 14 Drawing Sheets





US006629133B1

(12) **United States Patent**
Philyaw et al.

(10) **Patent No.:** **US 6,629,133 B1**
(45) **Date of Patent:** **Sep. 30, 2003**

- (54) **INTERACTIVE DOLL**
- (75) Inventors: **Jeffrey Jovan Philyaw**, Dallas, TX (US); **David Kent Mathews**, Carrollton, TX (US)
- (73) Assignee: **LV Partners, L.P.**, Dallas, TX (US)
- (*) Notice: Subject to any disclaimer, the term of this patent is extended or adjusted under 35 U.S.C. 154(b) by 0 days.

WO	WO 98/03923	1/1998	G06F/15/163
WO	WO 98/06055	2/1998	G06F/163/00
WO	WO 98/19259	5/1998	G06F/17/60
WO	WO 98/40823	9/1998	G06F/13/00
WO	WO 99/00979	1/1999	H04N/7/085
WO	WO 99/63457	6/1999	G06F/17/30
WO	WO 00/09229	2/2000	A63H/3/28

- (21) Appl. No.: **09/378,219**
- (22) Filed: **Aug. 19, 1999**

Related U.S. Application Data

- (63) Continuation-in-part of application No. 09/151,530, filed on Sep. 11, 1998, now Pat. No. 6,098,106.
- (51) **Int. Cl.**⁷ **G06F 15/16**; A63H 13/00
- (52) **U.S. Cl.** **709/217**; 709/201; 709/203; 709/206; 709/219; 446/142; 446/175; 446/199; 446/268
- (58) **Field of Search** 709/201, 219, 709/206, 203; 250/205; 725/153; 446/404, 142, 175, 199, 268

(56) **References Cited**

U.S. PATENT DOCUMENTS

3,668,312	A	6/1972	Yamamoto et al.	348/17
4,002,886	A	1/1977	Sundelin	235/61.7 R
4,042,792	A	8/1977	Pakenham et al.	179/90
4,365,148	A	12/1982	Whitney	235/383

(List continued on next page.)

FOREIGN PATENT DOCUMENTS

EP	0 961 250	A2	12/1999	G07F/19/00
JP	10188140	A	12/1996	G07G/1/12
WO	WO 95/10813		10/1994	G06F/15/403
WO	WO 96/07146		9/1995	G06F/17/00
WO	WO 97/37319		2/1997	G06K/7/10
WO	WO 98/09243		8/1997	G06F/19/00

OTHER PUBLICATIONS

- “Group Decision Support System: Development and Application”, Energy Systems, Westinghouse, Pittsburgh, PA.
- “New Technologies in Credit Card Authentication”, Pieter de Bryne, Institute for Communications Technology, Zurich, Switzerland.
- “A VITAL, a Private Teaching System by Fax Communication”, Atsusji Iizawa, Noriro Sugiki, Yukari Shitora and Hideko Kunii, Software Research Center, Tokyo, Japan.
- “Document on Computer” USPS Technical Support Center, Norman, OK.
- “Development of a Commercially Successful Wearable Data Collection System”, Symbol Technologies, Inc.

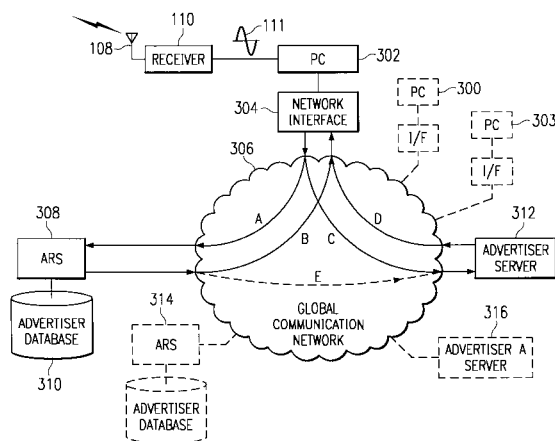
(List continued on next page.)

Primary Examiner—Mark R. Powell
Assistant Examiner—Paul Kang
 (74) *Attorney, Agent, or Firm*—Gregory M. Howison; Howison & Arnott, LLP

(57) **ABSTRACT**

An interactive doll is disclosed having one or more sensors contained therein. The one or more sensors are operable to trigger output of a signal from the doll in response to the one or more sensors being activated by physical stimuli of a user. A processor located with the user and the doll at a first node of a global communication network processes the signal. The processor is operable to link the signal with one or more remote nodes also located on the global communication network. The one or more remote nodes return information to the processor for presentation to the user via the user's computer, in response to the one or more sensors being activated.

14 Claims, 9 Drawing Sheets





US006622165B1

(12) **United States Patent**
Philyaw

(10) **Patent No.:** **US 6,622,165 B1**
(45) **Date of Patent:** **Sep. 16, 2003**

(54) **METHOD AND APPARATUS FOR ALLOWING A REMOTE SITE TO INTERACT WITH AN INTERMEDIATE DATABASE TO FACILITATE ACCESS TO THE REMOTE SITE**

(75) Inventor: **Jeffrey Jovan Philyaw**, Dallas, TX (US)

(73) Assignee: **LV Partners, L.P.**, Dallas, TX (US)

(*) Notice: Subject to any disclaimer, the term of this patent is extended or adjusted under 35 U.S.C. 154(b) by 0 days.

(21) Appl. No.: **09/497,252**

(22) Filed: **Feb. 3, 2000**

Related U.S. Application Data

(63) Continuation-in-part of application No. 09/378,221, filed on Aug. 19, 1999, which is a continuation-in-part of application No. 09/151,530, filed on Sep. 11, 1998, now Pat. No. 6,098,106, which is a continuation-in-part of application No. 09/151,471, filed on Sep. 11, 1998, now abandoned.

(51) **Int. Cl.⁷** **G06F 13/00**

(52) **U.S. Cl.** **709/217; 709/203; 709/219**

(58) **Field of Search** 709/200, 201, 709/203, 217, 218, 219, 238, 245; 705/9, 10, 14, 26, 28

(56) **References Cited**

U.S. PATENT DOCUMENTS

3,668,312 A	6/1972	Yamamoto et al.	178/6.8
4,002,886 A	1/1977	Sundelin	235/61.7 R
4,042,792 A	8/1977	Pakenham et al.	179/90

(List continued on next page.)

FOREIGN PATENT DOCUMENTS

EP	0 889 413 A2	7/1999
EP	0 961 250 A2	12/1999
JP	10188140 A	12/1996

(List continued on next page.)

OTHER PUBLICATIONS

“Group Decision Support System: Development and Application”, Energy Systems, Westinghouse, Pittsburgh, PA.

“New Technologies in Credit Card Authentication”, Pieter de Bryne, Institute for Communications Technology, Zurich, Switzerland.

“A VITAL, a Private Teaching System by Fax Communication”, Atsusji Iizawa, Noriro Sugiki, Yukari Shitora and Hideko Kunii, Software Research Center, Tokyo, Japan.

“Document on Computer” USPS Technical Support Center, Norman, OK.

“Development of a Commercially Successful Wearable Data Collection System”, Symbol Technologies, Inc.

(List continued on next page.)

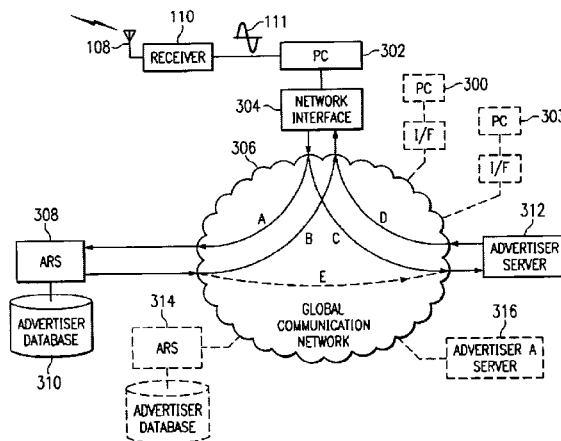
Primary Examiner—Moustafa M. Meko

(74) *Attorney, Agent, or Firm*—Howison & Arnott, L.L.P.

(57) **ABSTRACT**

Method and apparatus for allowing a remote site to interact with an intermediate database to facilitate access to the remote site a method for delivering information from a source on a global communication network to a second and a user location thereon. A unique code is associated with an advertising action associated with the source location. The unique code is stored in a database and routing information over the global communication network to a defined location on the global communication network for the source associated with the unique code in the database. The unique code is delivered to the user and then accessed of the database by the user results in retrieval of the routing information associated with the delivered unique code by the user. The user is connected to the defined location associated with the delivered unique code in the database and in accordance with the associated routing information retrieved from the database. The associated routing information is changed in the database between the delivered unique code and another defined location on the global communication network in response to commands transferred to the database from the source, such that a later access of the database will cause the accessing user to be routed to another defined location

15 Claims, 12 Drawing Sheets





US006615268B1

(12) **United States Patent**
Philyaw et al.

(10) **Patent No.:** **US 6,615,268 B1**
(45) **Date of Patent:** **Sep. 2, 2003**

(54) **METHOD FOR CONTROLLING A COMPUTER USING AN EMBEDDED UNIQUE CODE IN THE CONTENT OF DATA MEDIA**

(75) Inventors: **Jeffrey Jovan Philyaw**, Dallas, TX (US); **David Kent Mathews**, Carrollton, TX (US)

(73) Assignee: **LV Partners, L.P.**, Dallas, TX (US)

(*) Notice: Subject to any disclaimer, the term of this patent is extended or adjusted under 35 U.S.C. 154(b) by 0 days.

(21) Appl. No.: **09/378,215**

(22) Filed: **Aug. 19, 1999**

Related U.S. Application Data

(63) Continuation-in-part of application No. 09/151,530, filed on Sep. 11, 1998, now Pat. No. 6,098,106, and a continuation-in-part of application No. 09/151,471, filed on Sep. 11, 1998, now abandoned.

(51) **Int. Cl.**⁷ **G06F 13/00**
(52) **U.S. Cl.** **709/229; 709/217; 709/238**
(58) **Field of Search** **709/200, 201, 709/203, 217, 218, 219, 220, 223, 224, 227, 228, 231, 238, 245, 229**

References Cited

U.S. PATENT DOCUMENTS

3,668,312 A	6/1972	Yamamoto et al.	178/6.8
4,002,886 A	1/1977	Sundelin	235/61.7 R
4,042,792 A	8/1977	Pakenham et al.	179/90
4,365,148 A	12/1982	Whitney	235/383

(List continued on next page.)

FOREIGN PATENT DOCUMENTS

EP	0 569 311 A1	11/1993
EP	0 961 250 A2	12/1999
JP	10188140 A	12/1996
WO	WO 95/10813	10/1994

(List continued on next page.)

OTHER PUBLICATIONS

“Group Decision Support System: Development and Application”, Energy Systems, Westinghouse, Pittsburgh, PA.

“New Technologies in Credit Card Authentication”, Pieter de Bryne, Insitute for Communications Technology, Zurich, Switzerland.

“AVITAL, a Private Teaching System by Fax Communication”, Atsushi Iizawa, Noriro Sugiki, Yukari Shitora and Hideko Kunii, Software Research Center, Tokyo, Japan.

“Document on Computer” USPS Technical Support Center, Norman, OK.

“Development of a Commercially Successful Wearable Data Collection System”, Symbol Technologies, Inc.

(List continued on next page.)

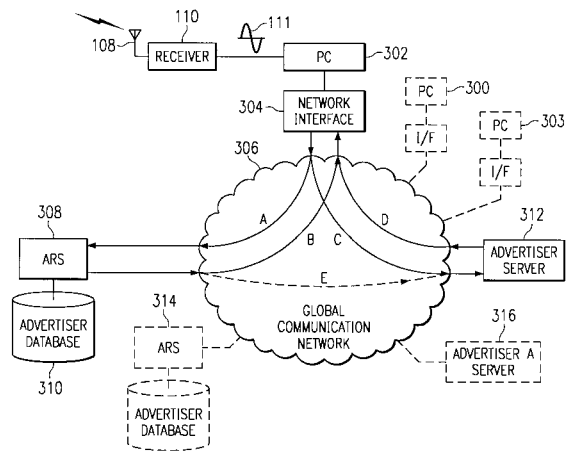
Primary Examiner—Moustafa M. Meky

(74) *Attorney, Agent, or Firm*—Gregory M. Howison; Howison & Arnott, LLP

(57) **ABSTRACT**

A method for allowing a user PC to be controlled in order to effect a connection between the user PC and a destination node on a network. This is facilitated through an audio source wherein a digital audio tape recording media having embedded therein an audio signal therein. When the recording media is played, the audio signal is extracted by an audio extractor and transmitted to the user PC, and detected by a program running in the background of the user PC. Once the audible tone is detected, a web browser is launched and the tone or decoded product identifier information associated with the tone is transmitted to an ARS on the network. The ARS then compares the information received from the user PC using information from a relational database. The relational database contains routing information for various destination nodes on the network. When a match occurs, the matching information is then forwarded back to the user PC and this is utilized to route the user PC to the particular destination node corresponding to the audible tone for the processing of information received therefrom.

9 Claims, 8 Drawing Sheets





US006594705B1

(12) **United States Patent**
Philyaw

(10) **Patent No.:** **US 6,594,705 B1**
(45) **Date of Patent:** **Jul. 15, 2003**

- (54) **METHOD AND APPARATUS FOR UTILIZING AN AUDIBLY CODED SIGNAL TO CONDUCT COMMERCE OVER THE INTERNET**

4,845,634 A	7/1989	Vitek et al.	364/468
4,894,789 A	1/1990	Yee	348/552

(List continued on next page.)

FOREIGN PATENT DOCUMENTS

- (75) Inventor: **Jeffrey Jovan Philyaw, Dallas, TX (US)**
 - (73) Assignee: **LV Partners, L.P., Dallas, TX (US)**
 - (*) Notice: Subject to any disclaimer, the term of this patent is extended or adjusted under 35 U.S.C. 154(b) by 0 days.
 - (21) Appl. No.: **09/489,879**
 - (22) Filed: **Jan. 20, 2000**
- | | | | | |
|----|--------------|---------|-------|-------------|
| EP | 0 961 250 A2 | 12/1999 | | G07F/19/00 |
| JP | 10188140 A | 12/1996 | | G07G/1/12 |
| WO | WO 95/10813 | 10/1994 | | G06F/15/403 |
| WO | WO 96/07146 | 9/1995 | | G06F/17/00 |
| WO | WO 97/37319 | 2/1997 | | G06K/7/10 |
| WO | WO 98/09243 | 8/1997 | | G06F/19/00 |
| WO | WO 98/03923 | 1/1998 | | G06F/15/163 |
| WO | WO 98/06055 | 2/1998 | | G06F/163/00 |
| WO | WO 98/19259 | 5/1998 | | G06F/17/60 |
| WO | WO 98/40823 | 9/1998 | | G06F/13/00 |
| WO | WO 99/63457 | 6/1999 | | G06F/17/30 |

Related U.S. Application Data

- (63) Continuation-in-part of application No. 09/382,421, filed on Aug. 24, 1999, which is a continuation-in-part of application No. 09/378,221, filed on Aug. 19, 1999, which is a continuation-in-part of application No. 09/151,471, filed on Sep. 11, 1998, now abandoned, which is a continuation-in-part of application No. 09/151,530, filed on Sep. 11, 1998, now Pat. No. 6,098,106.

OTHER PUBLICATIONS

- “Group Decision Support System: Development and Application”, Energy Systems, Westinghouse, Pittsburgh, PA, Feb. 1989.
- (List continued on next page.)

Primary Examiner—Zarni Maung
(74) *Attorney, Agent, or Firm*—Howison & Arnott, L.L.P.

- (51) **Int. Cl.**⁷ **G06F 15/173**
- (52) **U.S. Cl.** **709/238; 709/239; 709/250**
- (58) **Field of Search** **709/238, 250, 709/218, 219, 223, 220, 224, 239**

(57) **ABSTRACT**

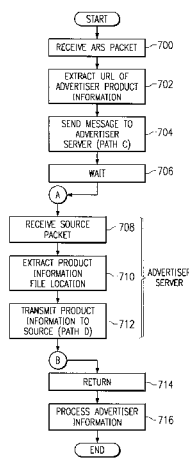
A Method and apparatus for utilizing an audibly coded signal to conduct commerce over the Internet. Broadcast information is broadcast from a remote location on a secondary network over the secondary network to a location thereon proximate the location of the user PC on a primary network. Unique information is encoded in the broadcast information representative of a location on the primary network of a remote node. The user's PC is connected to the remote node utilizing the unique information, and in accordance thereto, in response to receiving the unique information encoded within the broadcast information broadcast over the secondary network. The user is then prompted to interface with the user PC at approximately the same time as broadcast of the unique information over the secondary network in association with the broadcast information.

(56) **References Cited**

U.S. PATENT DOCUMENTS

- | | | | |
|-------------|---------|-----------------|------------|
| 3,668,312 A | 6/1972 | Yamamoto et al. | 348/17 |
| 4,002,886 A | 1/1977 | Sundelin | 235/61.7 R |
| 4,042,792 A | 8/1977 | Pakenham et al. | 179/90 |
| 4,365,148 A | 12/1982 | Whitney | 235/383 |
| 4,621,259 A | 11/1986 | Schepers et al. | 345/180 |
| 4,654,482 A | 3/1987 | DeAngelis | 379/95 |
| 4,780,599 A | 10/1988 | Baus | 235/383 |
| 4,785,296 A | 11/1988 | Tabata et al. | 340/731 |
| 4,816,904 A | 3/1989 | McKenna et al. | 348/13 |
| 4,817,136 A | 3/1989 | Rhoads | 379/375 |
| 4,833,308 A | 5/1989 | Humble | 235/383 |
| 4,841,132 A | 6/1989 | Kajitani et al. | 235/472 |

14 Claims, 12 Drawing Sheets





US006526449B1

(12) **United States Patent**
Philyaw et al.

(10) **Patent No.:** **US 6,526,449 B1**
(45) **Date of Patent:** **Feb. 25, 2003**

(54) **METHOD AND APPARATUS FOR CONTROLLING A COMPUTER FROM A REMOTE LOCATION**

(75) Inventors: **Jeffry Jovan Philyaw**, Dallas, TX (US); **David Kent Mathews**, Carrollton, TX (US)

(73) Assignee: **Digital Convergence Corporation**, Dallas, TX (US)

(*) Notice: Subject to any disclaimer, the term of this patent is extended or adjusted under 35 U.S.C. 154(b) by 0 days.

(21) Appl. No.: **09/378,220**

(22) Filed: **Aug. 19, 1999**

Related U.S. Application Data

(63) Continuation-in-part of application No. 09/151,530, filed on Sep. 11, 1998, now Pat. No. 6,098,106.

(51) **Int. Cl.**⁷ **G06F 13/00**

(52) **U.S. Cl.** **709/238; 709/217**

(58) **Field of Search** 709/200, 201, 709/203, 217, 218, 219, 220, 223, 224, 227, 228, 231, 238, 245

(56) **References Cited**

U.S. PATENT DOCUMENTS

3,668,312 A	6/1972	Yamamoto et al.	348/17
4,002,886 A	1/1977	Sundelin	235/61.7 R
4,042,792 A	8/1977	Pakenham et al.	179/90
4,365,148 A	12/1982	Whitney	235/383
4,621,259 A	11/1986	Schepers et al.	345/180
4,654,482 A	3/1987	DeAngelis	379/95
4,780,599 A	10/1988	Baus	235/383

(List continued on next page.)

FOREIGN PATENT DOCUMENTS

EP	0 921 481 A2	11/1998
EP	0 961 250 A2	12/1999
JP	10188140 A	12/1996
WO	WO 95/10813	10/1994

WO	WO 96/07146	9/1995
WO	WO 97/37319	2/1997
WO	WO 98/09243	8/1997
WO	WO 98/03923	1/1998
WO	WO 98/06055	2/1998
WO	WO 98/19259	5/1998
WO	WO 98/40823	9/1998
WO	WO 98/41020 A1	9/1998
WO	WO 99/63457	6/1999
WO	WO 00/16205 A1	3/2000

OTHER PUBLICATIONS

“Group Decision Support System: Development and Application”, Energy Systems, Westinghouse, Pittsburgh, PA.
“New Technologies in Credit Card Authentication”, Pieter de Bryne, Institute for Communications Technology, Zurich, Switzerland.

(List continued on next page.)

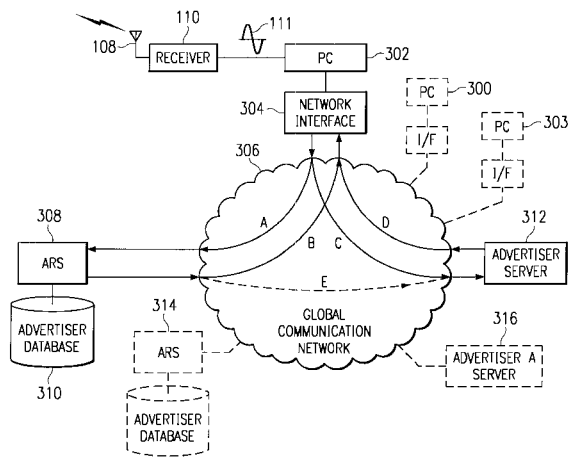
Primary Examiner—Moustafa M. Meki

(74) *Attorney, Agent, or Firm*—Howison, Thoma & Arnott, L.L.P.

(57) **ABSTRACT**

A method for controlling a user computer is disclosed wherein a broadcast program is operable to transmit a broadcast to the user in the form of an audio/visual program, in addition to an encoded tone. This encoded tone is detected by the user computer and this information then transmitted to an intermediate node, an ARS (308). This tone is compared in a relational database (1704) to determine if there is matching information therein. This matching information is in the form of routing information to a destination node (1706) over the data network (306). This routing information is transmitted back to the user computer (1702) over the network (306). The user PC (1702) then utilizes this information to complete a connection with the destination node (1706). The tone is injected into the broadcast program by a program director at the broadcast station. This is effected through an input to a console (1606) which selects one of a plurality of tones in a tone database (1602). Therefore, the user can determine which of a plurality of destinations nodes (1706) on the network (306) are to be selected.

28 Claims, 7 Drawing Sheets





US006384744B1

(12) **United States Patent**
Philyaw et al.

(10) **Patent No.: US 6,384,744 B1**
(45) **Date of Patent: *May 7, 2002**

(54) **METHOD AND SYSTEM FOR DATA TRANSMISSION FROM AN OPTICAL READER**

(75) Inventors: **Jeffrey Jovan Philyaw; Douglas L. Davis**, both of Dallas, TX (US)

(73) Assignee: **Digital:Convergence Corp.**, Dallas, TX (US)

(*) Notice: Subject to any disclaimer, the term of this patent is extended or adjusted under 35 U.S.C. 154(b) by 0 days.

This patent is subject to a terminal disclaimer.

(21) Appl. No.: **09/593,094**

(22) Filed: **Jun. 13, 2000**

Related U.S. Application Data

(63) Continuation-in-part of application No. 09/583,134, filed on May 30, 2000, which is a continuation-in-part of application No. 09/382,421, filed on Aug. 24, 1999, and a continuation-in-part of application No. 09/491,136, filed on Jan. 26, 2000, which is a continuation-in-part of application No. 09/378,221, filed on Aug. 19, 1999, which is a continuation-in-part of application No. 09/151,471, filed on Sep. 11, 1998, and a continuation-in-part of application No. 09/151,530, filed on Sep. 11, 1998, now Pat. No. 6,098,106.

- (51) **Int. Cl.⁷** **H03M 7/00**
- (52) **U.S. Cl.** **341/50; 709/238**
- (58) **Field of Search** **341/50, 51, 137; 709/238, 218, 219**

(56) **References Cited**

U.S. PATENT DOCUMENTS

3,668,312 A	6/1972	Yamamoto et al.	348/17
4,002,886 A	1/1977	Sundelin	235/61.7 R
4,042,792 A	8/1977	Pakenham et al.	179/90
4,365,148 A	12/1982	Whitney	235/383

(List continued on next page.)

FOREIGN PATENT DOCUMENTS

EP	0 961 250 A2	12/1999	G07F/19/00
JP	10188140 A	12/1996	G07G/1/12
WO	WO 95/10813	10/1994	G06F/15/403
WO	WO 96/07146	9/1995	G06F/17/00
WO	WO 97/37319	2/1997	G06K/7/10
WO	WO 98/09243	8/1997	G06F/19/00
WO	WO 98/03923	1/1998	G06F/15/163
WO	WO 98/06055	2/1998	G06F/163/00
WO	WO 98/19259	5/1998	G06F/17/60
WO	WO 98/40823	9/1998	G06F/13/00
WO	WO 99/63457	6/1999	G06F/17/30

OTHER PUBLICATIONS

- “Group Decision Support System: Development and Application”, Energy Systems, Westinghouse, Pittsburgh, PA.
- “New Technologies in Credit Card Authentication”, Pieter de Bryne, Institute for Communications Technology, Zurich, Switzerland.
- “AVITAL, a Private Teaching System by Fax Communication”, Atsusji Iizawa, Noriro Sugiki, Yukari Shitora and Hideko Kunii, Software Research Center, Tokyo, Japan.
- “Document on Computer” USPS Technical Support Center, Norman, OK.

(List continued on next page.)

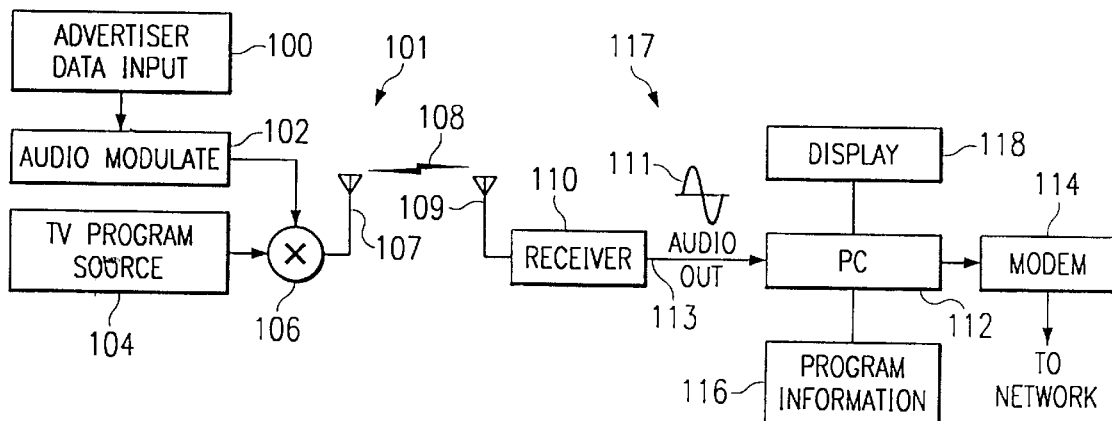
Primary Examiner—Brian Young

(74) *Attorney, Agent, or Firm*—Howison, Chauza, Thoma, Handley & Arnott, L.L.P.

(57) **ABSTRACT**

A method is provided for transmitting data from an optical reader following scanning by the optical reader of an indicia encoding information in accordance with one of a plurality of information encoding types. The method includes determining that a particular one of the plurality of encoding types was used for encoding the scanned indicia. A message packet is then transmitted from the optical reader which is indicative of the particular one of the plurality of encoding types that was used for encoding the scanned indicia.

38 Claims, 25 Drawing Sheets





US007930213B1

(12) **United States Patent**
Philyaw et al.

(10) **Patent No.:** **US 7,930,213 B1**
(45) **Date of Patent:** **Apr. 19, 2011**

(54) **METHOD AND APPARATUS FOR
COMPLETING, SECURING AND
CONDUCTING AN E-COMMERCE
TRANSACTION**

FOREIGN PATENT DOCUMENTS

EP 0 961 250 A2 12/1999
(Continued)

(75) Inventors: **Jeffry Jovan Philyaw**, Dallas, TX (US);
David Kent Mathews, Carrollton, TX
(US)

OTHER PUBLICATIONS

“Newspaper Subscribers Use Symbol Bar-Code Pen Scanner to Cap-
ture Web Site Addresses Directly From Print Media” Business Wire
(Dec. 21, 1998).*

(73) Assignee: **RPX-IV Acquisition LLC**, Wilmington,
DE (US)

(Continued)

(*) Notice: Subject to any disclaimer, the term of this
patent is extended or adjusted under 35
U.S.C. 154(b) by 1145 days.

Primary Examiner — Mark Fadok

(74) *Attorney, Agent, or Firm* — Howison & Arnott, L.L.P.

(21) Appl. No.: **09/382,426**

(57) **ABSTRACT**

(22) Filed: **Aug. 24, 1999**

Related U.S. Application Data

(63) Continuation-in-part of application No. 09/378,221,
filed on Aug. 19, 1999, now Pat. No. 6,745,234, which
is a continuation-in-part of application No.
09/151,471, filed on Sep. 11, 1998, now abandoned,
which is a continuation-in-part of application No.
09/151,530, filed on Sep. 11, 1998, now Pat. No.
6,098,106.

A method of conducting and on-line transaction. A user at a
PC (302) of a first location completes a profile information
sheet and transmits it across a secure network (2708) to a
central registration server (2704) at a second location also
disposed on the network (306). The central registration server
(2704) transmits a unique bar code and associated unique ID
back to the user PC (302) at the first location, in response to
the user sending the completed profile information sheet to
the registration server (2704). When the user accesses a ven-
dor server (2700) disposed on the network (306) for the
purchase of products and/or services, the user transmits the
bar code to the vendor server (2700) when prompted to com-
plete a vendor payment form. The vendor server (2700) sends
the bar code to the central registration server (2704) where the
bar code is matched to the user profile information. The
profile information is returned to the vendor server (2700) and
automatically inserted into the vendor payment form. The
vendor server then processes the transaction according to the
credit information provided. Some or all fields of the vendor
payment form are inserted with encoded information depend-
ing upon the user selecting a standard or invisible mode of
payment, respectively. The payment form is then presented to
the user at the user PC (302) for acceptance or rejection of the
transaction.

(51) **Int. Cl.**
G06Q 30/00 (2006.01)

(52) **U.S. Cl.** **705/26**; 455/415; 435/425; 435/466.01;
707/505; 707/506; 707/507

(58) **Field of Classification Search** 705/26,
705/27, 14; 379/91.01, 93.03; 455/415;
235/425, 462.01; 707/505–507

See application file for complete search history.

(56) **References Cited**

U.S. PATENT DOCUMENTS

3,668,312 A 6/1972 Yamamoto et al. 178/6.8
4,002,886 A 1/1977 Sundelin 235/61.7 R

(Continued)

27 Claims, 14 Drawing Sheets



US006377986B1

(12) **United States Patent**
Philyaw et al.

(10) **Patent No.: US 6,377,986 B1**
(45) **Date of Patent: Apr. 23, 2002**

(54) **ROUTING STRING INDICATIVE OF A LOCATION OF A DATABASE ON A WEB ASSOCIATED WITH A PRODUCT IN COMMERCE**

4,785,296 A 11/1988 Tabata et al. 340/731
4,816,904 A 3/1989 McKenna et al. 348/13
4,817,136 A 3/1989 Rhoads 379/375

(List continued on next page.)

(75) Inventors: **Jeffrey Jovan Philyaw**, Dallas; **David Kent Mathews**, Carrollton, both of TX (US)

FOREIGN PATENT DOCUMENTS

EP 0 961 250 A2 12/1999 G07F/19/00
JP 10188140 A 12/1996 G07G/1/12

(List continued on next page.)

(73) Assignee: **Digital Convergence Corporation**, Dallas, TX (US)

OTHER PUBLICATIONS

(*) Notice: Subject to any disclaimer, the term of this patent is extended or adjusted under 35 U.S.C. 154(b) by 0 days.

“Group Decision Support System: Development and Application”, Energy Systems, Westinghouse, Pittsburgh, PA.

(List continued on next page.)

(21) Appl. No.: **09/494,925**

Primary Examiner—Mark H. Rinehart

(22) Filed: **Feb. 1, 2000**

Assistant Examiner—Marc D. Thompson

(74) *Attorney, Agent, or Firm*—Howison, Thoma & Arnott, L.L.P.

Related U.S. Application Data

(63) Continuation of application No. 09/378,221, filed on Aug. 19, 1999, which is a continuation-in-part of application No. 09/151,471, filed on Sep. 11, 1998, which is a continuation-in-part of application No. 09/151,530, filed on Sep. 11, 1998, now Pat. No. 6,098,106.

(57) **ABSTRACT**

A method for controlling a computer is disclosed wherein one or more remote locations disposed on a network are accessed in response to scanning an optical code. A first computer disposed on the network connects to a scanner for scanning the optical code of a product by a user. The scanner is uniquely identified with a scanner distributor by a scanner identification number. A second computer disposed on the network is accessed in response to the user scanning the optical code with the scanner, wherein a lookup operation is performed at the second computer to match the scanner identification number with the scanner distributor to obtain remote routing information of the one or remote locations. The remote routing information is returned from the second computer to the first computer in order to access the one or more remote locations disposed on the network. The one or more remote locations are accessed to return remote information to the first computer for presentation.

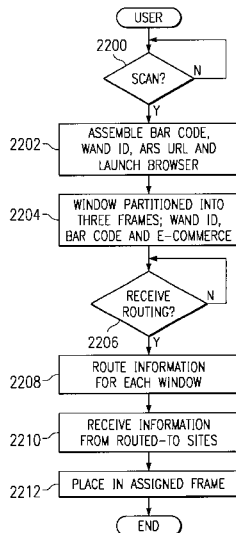
(51) **Int. Cl.⁷** **G06F 15/16**
(52) **U.S. Cl.** **709/219; 709/236**
(58) **Field of Search** 709/203, 238, 709/246, 217, 218, 219; 235/462.01, 462.07, 462.08, 472.01; 707/10; 705/14, 21, 23

(56) **References Cited**

U.S. PATENT DOCUMENTS

3,668,312 A 6/1972 Yamamoto et al. 348/17
4,002,886 A 1/1977 Sundelin 235/61.7 R
4,042,792 A 8/1977 Pakenham et al. 179/90
4,365,148 A 12/1982 Whitney 235/383
4,621,259 A 11/1986 Schepers et al. 345/180
4,654,482 A 3/1987 DeAngelis 379/95
4,780,599 A 10/1988 Baus 235/383

14 Claims, 10 Drawing Sheets





US00D432539S

United States Patent [19]

[11] Patent Number: Des. 432,539

Philyaw

[45] Date of Patent: ** Oct. 24, 2000

[54] KEYSTROKE AUTOMATOR

D. 375,748	11/1996	Hartman	D14/417
D. 381,661	7/1997	Althans	D14/417
D. 385,263	10/1997	Taylor	D14/407

[75] Inventor: Jeffry Jovan Philyaw, Dallas, Tex.

[73] Assignee: DigitalConvergence.:Com Inc., Dallas, Tex.

Primary Examiner—Kay H. Chin
Attorney, Agent, or Firm—Howison, Chauza, Handley & Arnott, LLP

[**] Term: 14 Years

[57] CLAIM

[21] Appl. No.: 29/116,705

The ornamental design for keystroke automator, as shown and described.

[22] Filed: Jan. 7, 2000

DESCRIPTION

[51] LOC (7) Cl. 14-02

[52] U.S. Cl. D14/426; D14/420

[58] Field of Search D14/420, 426, D14/427, 432, 402, 403, 405, 407, 409, 417; 235/472.01, 472.02, 472.03, 375; 345/156-167; 200/5 R, 5 A, 6 R, 6 A; 273/148 B; 74/471 XY; 463/36, 37, 38

FIG. 1 is top view of a keystroke automator showing my new design; FIG. 2 is right side view of the keystroke automator; FIG. 3 is bottom view of the keystroke automator; FIG. 4 is a left side view of the keystroke automator; FIG. 5 is a front view of the keystroke automator; and, FIG. 6 is rear view of the keystroke automator.

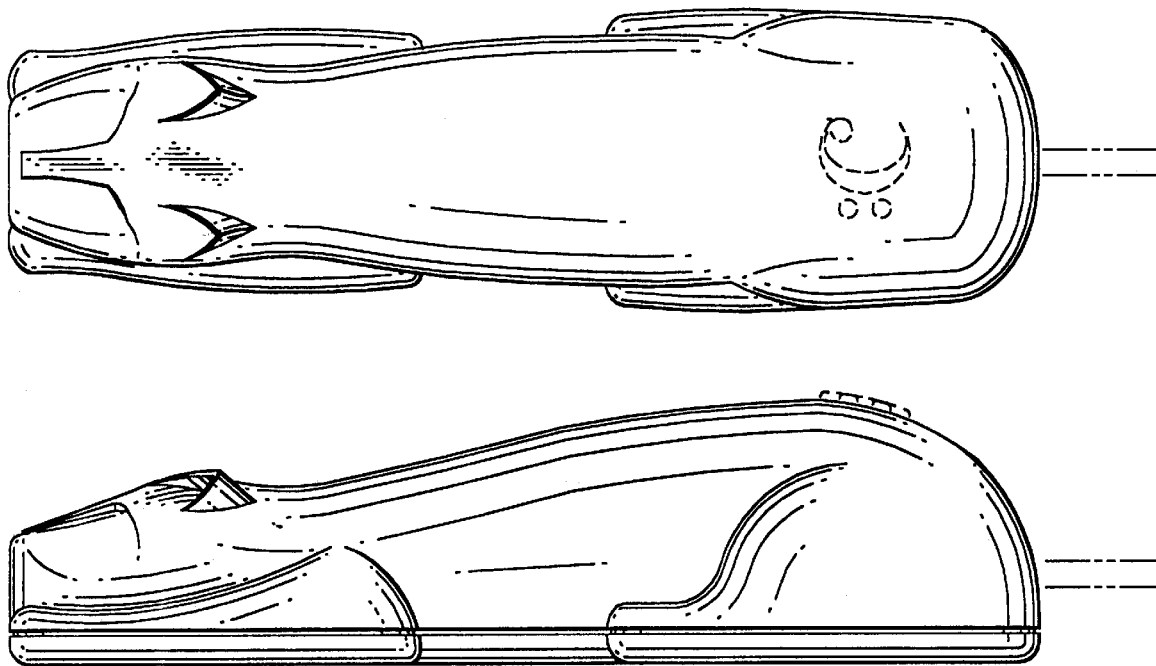
The broken lines shown in FIGS. 1 through 6 drawing are for illustrative purposes only and form no part of the claimed design.

[56] References Cited

U.S. PATENT DOCUMENTS

D. 343,829	2/1994	Okuda et al.	D14/426
D. 352,939	11/1994	Karlin	D14/426

1 Claim, 2 Drawing Sheets





US006098106A

United States Patent [19]

[11] Patent Number: **6,098,106**

Philyaw et al.

[45] Date of Patent: **Aug. 1, 2000**

[54] **METHOD FOR CONTROLLING A COMPUTER WITH AN AUDIO SIGNAL**

5,357,276 10/1994 Banker et al. 348/7
5,438,355 8/1995 Palmer 348/1

(List continued on next page.)

[75] Inventors: **Jeffrey Jovan Philyaw**, Dallas; **David Kent Mathews**, Carrollton; **Brad Maxwell Smith**, Irving; **Paul Scovell Adams**, Dallas, all of Tex.

FOREIGN PATENT DOCUMENTS

0 152 341 8/1985 European Pat. Off. .
2 692 613 9/1994 France .
0 601 437 A1 6/1994 Germany .
WO 91/03891 3/1991 WIPO .
WO 95/28044 10/1995 WIPO .

[73] Assignee: **DigitalConvergence.com inc.**, Dallas, Tex.

OTHER PUBLICATIONS

[21] Appl. No.: **09/151,530**

“Integrating Traditional Media with the Web”, web page located at www.webchoicetv.com/products, 4 pages, by Web-Choice, Inc., Santa Monica, CA.

[22] Filed: **Sep. 11, 1998**

Web page for Symbol, located at www.symbol.com, 5 pages. “Symbol CyberPen (previously know as InfoPen)”, web page located at www.symbol.com/products/consumer systems/consumer cyberpen, 2 pages.

[51] Int. Cl.⁷ **G06F 15/00**; G06F 15/16

[52] U.S. Cl. **709/238**; 709/218; 709/219; 709/224; 709/239

[58] Field of Search 709/238, 239, 709/245, 218, 224, 719; 345/327

Primary Examiner—Zarni Maung
Assistant Examiner—Almari Romero
Attorney, Agent, or Firm—Gregory M. Howison

[56] References Cited

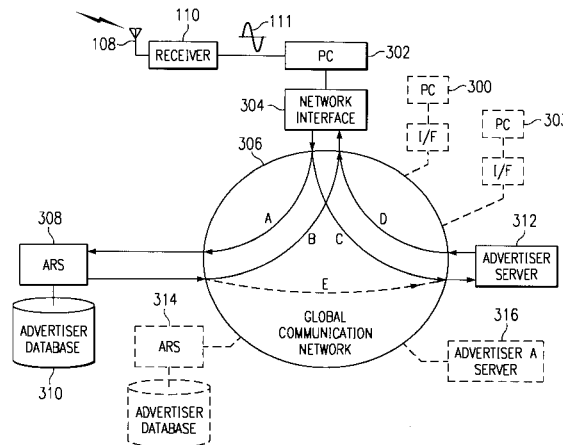
[57] ABSTRACT

U.S. PATENT DOCUMENTS

3,668,312	6/1972	Yamamoto et al.	348/17
4,042,792	8/1977	Pakenham et al.	179/90
4,621,259	11/1986	Schepers et al.	345/180
4,654,482	3/1987	DeAngelis	379/95
4,816,904	3/1989	McKenna et al.	348/13
4,817,136	3/1989	Rhoads	379/375
4,841,132	6/1989	Kajitani et al.	235/462.46
4,894,789	1/1990	Yee	348/552
4,899,370	2/1990	Kameo et al.	379/104
4,905,094	2/1990	Pocock et al.	386/106
4,907,264	3/1990	Seiler et al.	379/216
4,937,853	6/1990	Brule et al.	379/91
4,947,028	8/1990	Gorog	235/380
4,975,948	12/1990	Andresen et al.	379/355
4,984,155	1/1991	Geier et al.	364/401
5,128,752	7/1992	Von Kohorn	705/10
5,144,654	9/1992	Kelley et al.	379/356
5,189,630	2/1993	Barstow et al.	364/514
5,247,347	9/1993	Litteral et al.	348/7
5,262,860	11/1993	Fitzpatrick et al.	348/461
5,285,278	2/1994	Holman	348/10
5,287,181	2/1994	Holman	348/473
5,305,195	4/1994	Murphy	705/1
5,319,454	6/1994	Schutte	348/5.5

A method for controlling a computer by inputting an analog signal into the computer to control a web browser software application. The analog signal contains a trigger signal which activates proprietary software, and a product identifier. The proprietary software launches the web browser application on the computer, extracts the product identifier, and creates an appended data string by appending server address (URL) routing information to the product identifier information. The appended data string is automatically inserted into the web browser as keystroke data and routed to an advertiser reference server. The appended routing information directs communication to the advertiser reference server which contains a cross-referenced database of advertiser product identifier information and associated advertiser server URLs. The advertiser server URL and a request for product information relevant to the product identifier is returned to the computer web browser where it is automatically redirected to the advertiser server containing the advertiser product information. The advertiser product information is then returned to the computer for display.

18 Claims, 6 Drawing Sheets





US007925780B2

(12) **United States Patent**
Philyaw

(10) **Patent No.:** **US 7,925,780 B2**
(45) **Date of Patent:** ***Apr. 12, 2011**

(54) **METHOD FOR CONNECTING A WIRELESS DEVICE TO A REMOTE LOCATION ON A NETWORK**

(75) Inventor: **Jeffry Jovan Philyaw**, Dallas, TX (US)

(73) Assignee: **RPX-IV Acquisition LLC**, Wilmington, DE (US)

(*) Notice: Subject to any disclaimer, the term of this patent is extended or adjusted under 35 U.S.C. 154(b) by 882 days.

This patent is subject to a terminal disclaimer.

(21) Appl. No.: **11/685,698**

(22) Filed: **Mar. 13, 2007**

(65) **Prior Publication Data**

US 2007/0156918 A1 Jul. 5, 2007

Related U.S. Application Data

(63) Continuation of application No. 09/703,705, filed on Oct. 31, 2000, now Pat. No. 7,191,247, which is a continuation-in-part of application No. 09/378,221, filed on Aug. 19, 1999, now Pat. No. 6,745,234, which is a continuation-in-part of application No. 09/151,471, filed on Sep. 11, 1998, now abandoned, which is a continuation-in-part of application No. 09/151,530, filed on Sep. 11, 1998, now Pat. No. 6,098,106.

(51) **Int. Cl.**
G06F 15/16 (2006.01)

(52) **U.S. Cl.** **709/238; 709/250; 370/338**

(58) **Field of Classification Search** **709/237, 709/238, 250; 370/338**

See application file for complete search history.

(56) **References Cited**

U.S. PATENT DOCUMENTS

3,668,312 A 6/1972 Yamamoto et al.
3,886,328 A 5/1975 Harms, Jr. et al.
4,002,886 A 1/1977 Sundelin
4,042,792 A 8/1977 Pakenham et al.
4,365,148 A 12/1982 Whitney
4,471,218 A 9/1984 Culp

(Continued)

FOREIGN PATENT DOCUMENTS

CA 2250450 4/1999

(Continued)

OTHER PUBLICATIONS

"Group Decision Support System: Development and Application", Energy Systems, Westinghouse, Pittsburgh, PA.

(Continued)

Primary Examiner — Vivek Srivastava

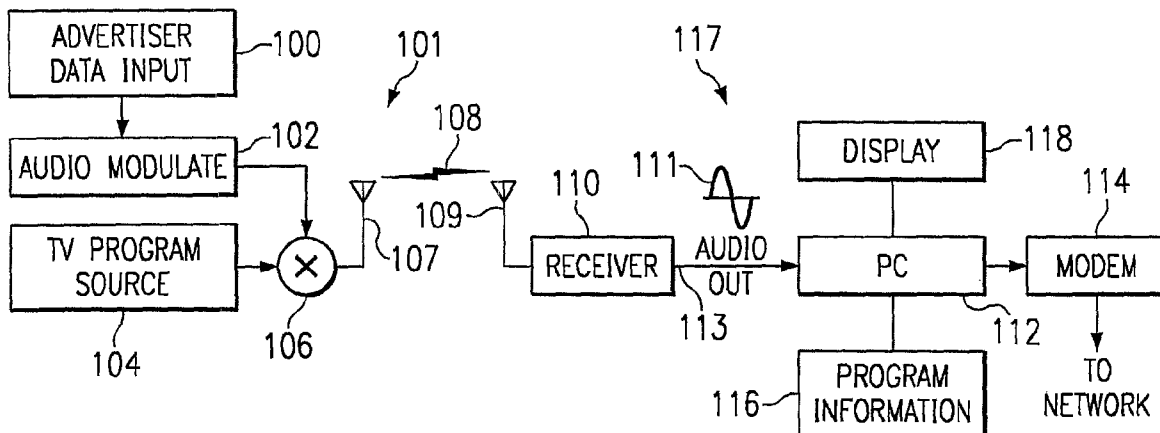
Assistant Examiner — Adnan Mirza

(74) *Attorney, Agent, or Firm* — Howison & Arnott, L.L.P.

(57) **ABSTRACT**

A method for connecting a wireless device to a remote location on a computer network. A beacon signal is transmitted from a beacon unit to a beacon signal receiver circuit disposed with a wireless device. The beacon signal includes components indicative of a first code associated with a remote location and of a second code associated with an attribute of the beacon unit. A first message packet indicative of the first and second codes is transmitted to an intermediate location. A computer database including a plurality of routing information for remote locations on the computer network and a plurality of first codes is accessed. Routing information associated with the first code is retrieved, and a reply packet including the routing information is transmitted to the wireless device. A second message packet is transmitted from the wireless device to a remote location using the routing information.

20 Claims, 14 Drawing Sheets





US007912961B2

(12) **United States Patent**
Philyaw et al.

(10) **Patent No.:** **US 7,912,961 B2**
(45) **Date of Patent:** **Mar. 22, 2011**

(54) **INPUT DEVICE FOR ALLOWING INPUT OF UNIQUE DIGITAL CODE TO A USER'S COMPUTER TO CONTROL ACCESS THEREOF TO A WEB SITE**

(75) Inventors: **Jeffrey Jovan Philyaw**, Dallas, TX (US);
David Kent Mathews, Carrollton, TX (US)

(73) Assignee: **RPX-LV Acquisition LLC**, Wilmington, DE (US)

(*) Notice: Subject to any disclaimer, the term of this patent is extended or adjusted under 35 U.S.C. 154(b) by 842 days.

(21) Appl. No.: **11/329,425**

(22) Filed: **Jan. 10, 2006**

(65) **Prior Publication Data**

US 2006/0248204 A1 Nov. 2, 2006

Related U.S. Application Data

(63) Continuation of application No. 09/491,142, filed on Jan. 26, 2000, now Pat. No. 6,985,954, which is a continuation of application No. 09/378,221, filed on Aug. 19, 1999, now Pat. No. 6,745,234, which is a continuation-in-part of application No. 09/151,471, filed on Sep. 11, 1998, now abandoned, and a continuation-in-part of application No. 09/151,530, filed on Sep. 11, 1998, now Pat. No. 6,098,106.

(51) **Int. Cl.**
G06F 15/16 (2006.01)

(52) **U.S. Cl.** **709/227**; 705/10; 705/14; 705/25;
709/226; 709/229

(58) **Field of Classification Search** 705/10,
705/14; 709/227

See application file for complete search history.

(56) **References Cited**

U.S. PATENT DOCUMENTS

3,668,312 A 6/1972 Yamamoto et al.
(Continued)

FOREIGN PATENT DOCUMENTS

CA 2250450 4/1999
(Continued)

OTHER PUBLICATIONS

White, James J. and Summers, Robert S. Uniform Commercial Code. 4th Ed. West Publishing Co., St. Paul MN, 1995.

(Continued)

Primary Examiner — Nathan Flynn

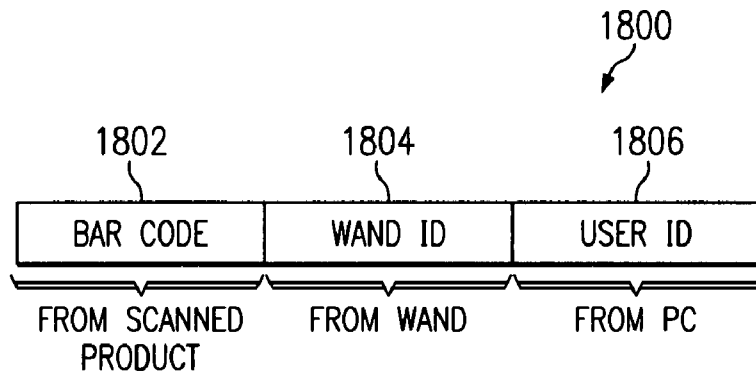
Assistant Examiner — Nicholas Jensen

(74) *Attorney, Agent, or Firm* — Howison & Arnott, L.L.P.

(57) **ABSTRACT**

A method for controlling a computer is disclosed wherein one or more remote locations disposed on a network are accessed in response to scanning an optical code. A first computer disposed on the network connects to a scanner for scanning the optical code of a product by a user. The scanner is uniquely identified with a scanner distributor by a scanner identification number. A second computer disposed on the network is accessed in response to the user scanning the optical code with the scanner, wherein a lookup operation is performed at the second computer to match the scanner identification number with the scanner distributor to obtain remote routing information of the one or remote locations. The remote routing information is returned from the second computer to the first computer in order to access the one or more remote locations disposed on the network. The one or more remote locations are accessed to return remote information to the first computer for presentation.

14 Claims, 10 Drawing Sheets





US007912760B2

(12) **United States Patent**
Philyaw

(10) **Patent No.:** **US 7,912,760 B2**
(45) **Date of Patent:** ***Mar. 22, 2011**

(54) **METHOD AND APPARATUS FOR UTILIZING A UNIQUE TRANSACTION CODE TO UPDATE A MAGAZINE SUBSCRIPTION OVER THE INTERNET**

(75) Inventor: **Jeffry Jovan Philyaw**, Dallas, TX (US)

(73) Assignee: **RPX-LV Acquisition LLC**, Wilmington, DE (US)

(*) Notice: Subject to any disclaimer, the term of this patent is extended or adjusted under 35 U.S.C. 154(b) by 48 days.
This patent is subject to a terminal disclaimer.

(21) Appl. No.: **12/405,904**

(22) Filed: **Mar. 17, 2009**

(65) **Prior Publication Data**

US 2009/0177565 A1 Jul. 9, 2009

Related U.S. Application Data

(63) Continuation of application No. 09/568,205, filed on May 9, 2000, now Pat. No. 7,505,922, which is a continuation-in-part of application No. 09/378,221, filed on Aug. 19, 1999, now Pat. No. 6,745,234, which is a continuation-in-part of application No. 09/151,471, filed on Sep. 11, 1998, now abandoned, and a continuation-in-part of application No. 09/151,530, filed on Sep. 11, 1998, now Pat. No. 6,098,106.

(51) **Int. Cl.**
G06Q 30/00 (2006.01)

(52) **U.S. Cl.** **705/26.1; 705/1; 705/27.1; 705/14.1**

(58) **Field of Classification Search** **705/1, 26, 705/27, 14, 26.1, 27.1, 14.1**
See application file for complete search history.

(56) **References Cited**

U.S. PATENT DOCUMENTS

3,668,312	A	6/1972	Yamamoto et al.
3,886,328	A	5/1975	Harms, Jr. et al.
4,002,886	A	1/1977	Sundelin
4,042,792	A	8/1977	Pakenham et al.
4,365,148	A	12/1982	Whitney
4,471,218	A	9/1984	Culp

(Continued)

FOREIGN PATENT DOCUMENTS

CA	2250450	4/1999
----	---------	--------

(Continued)

OTHER PUBLICATIONS

“Bar Code Method for Automating Catalog Orders,” IBM Technical Disclosure Bulletin, No. 88A 61554, Sep. 1988, pp. 243-244.

(Continued)

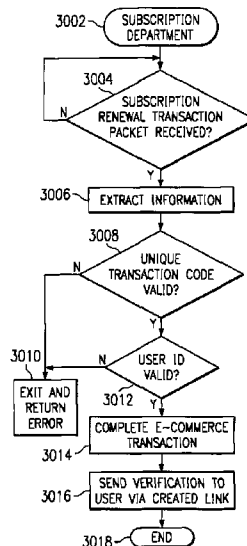
Primary Examiner — Yogesh C Garg

(74) *Attorney, Agent, or Firm* — Howison & Arnott, L.L.P.

(57) **ABSTRACT**

A method for completing an electronic commerce transaction over a global communication network initiated between a vendor and a potential consumer. The method includes the steps of associating a unique transaction code with the initiated transaction between the vendor and the potential consumer for use by the consumer in completing a specific electronic commerce transaction; associating user information with the unique transaction code to provide a transaction packet; communicating the transaction packet to a remote vendor location from a user location; and completing the specific electronic commerce transaction upon receipt at the remote vendor location the transaction packet containing the user information in association with the unique transaction code.

13 Claims, 15 Drawing Sheets





US007908467B2

(12) **United States Patent**
Philyaw

(10) **Patent No.:** **US 7,908,467 B2**
(45) **Date of Patent:** ***Mar. 15, 2011**

(54) **AUTOMATIC CONFIGURATION OF EQUIPMENT SOFTWARE**

(75) Inventor: **Jeffrey Jovan Philyaw**, Dallas, TX (US)

(73) Assignee: **RPX-LV Acquistion LLC**, Wilmington, DE (US)

(*) Notice: Subject to any disclaimer, the term of this patent is extended or adjusted under 35 U.S.C. 154(b) by 813 days.

This patent is subject to a terminal disclaimer.

(21) Appl. No.: **11/768,838**

(22) Filed: **Jun. 26, 2007**

(65) **Prior Publication Data**

US 2007/0250695 A1 Oct. 25, 2007

Related U.S. Application Data

(63) Continuation of application No. 10/796,793, filed on Mar. 9, 2004, now Pat. No. 7,237,104, which is a continuation of application No. 09/568,293, filed on May 10, 2000, now Pat. No. 6,704,864, which is a continuation-in-part of application No. 09/378,221, filed on Aug. 19, 1999, now Pat. No. 6,745,234, which is a continuation-in-part of application No. 09/151,471, filed on Sep. 11, 1998, now abandoned, and a continuation-in-part of application No. 09/151,530, filed on Sep. 11, 1998, now Pat. No. 6,098,106.

(51) **Int. Cl.**
G06F 15/177 (2006.01)

(52) **U.S. Cl.** **713/1; 713/100**

(58) **Field of Classification Search** None
See application file for complete search history.

(56) **References Cited**

U.S. PATENT DOCUMENTS

3,668,312 A	6/1972	Yamamoto et al.
4,002,886 A	1/1977	Sundelin
4,042,792 A	8/1977	Pakenham et al.
4,365,148 A	12/1982	Whitney
4,471,218 A	9/1984	Culp
4,538,174 A	8/1985	Gargini et al.
4,546,352 A	10/1985	Goldman
4,581,484 A	4/1986	Bendig
4,621,259 A	11/1986	Schepers et al.
4,654,482 A	3/1987	DeAngelis

(Continued)

FOREIGN PATENT DOCUMENTS

CA 2250450 4/1999

(Continued)

OTHER PUBLICATIONS

Joyce, "Steganography?;" vol. 19, Issue 8, p. 12, Jul. 2002.

(Continued)

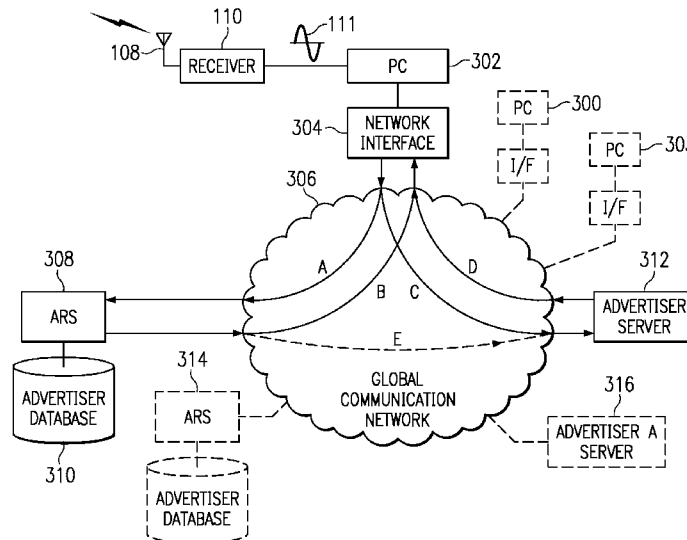
Primary Examiner — Dennis M Butler

(74) *Attorney, Agent, or Firm* — Howison & Arnott, L.L.P.

(57) **ABSTRACT**

An architecture for automatically configuring software of a piece of equipment. The piece of equipment is in communication with a network, the piece of equipment having one or more machine-resolvable codes associated therewith. The piece of equipment connects to a remote location disposed on the network in response to reading a select one of the one or more machine-resolvable codes with a reader. Software associated with the select one of the one or more machine-resolvable codes is downloaded from the remote location to the piece of equipment, and the piece of equipment is then configured according to the software.

19 Claims, 20 Drawing Sheets





US007904344B2

(12) **United States Patent**
Philyaw

(10) **Patent No.:** **US 7,904,344 B2**
(45) **Date of Patent:** ***Mar. 8, 2011**

(54) **ACCESSING A VENDOR WEB SITE USING PERSONAL ACCOUNT INFORMATION RETRIEVED FROM A CREDIT CARD COMPANY WEB SITE**

(58) **Field of Classification Search** 705/26,
705/27, 39
See application file for complete search history.

(75) Inventor: **Jeffrey Jovan Philyaw**, Dallas, TX (US)

(56) **References Cited**

(73) Assignee: **RPX-LV Acquisition LLC**, Wilmington, DE (US)

U.S. PATENT DOCUMENTS
3,668,312 A 6/1972 Yamamoto et al.
4,002,886 A 1/1977 Sundelin
4,042,792 A 8/1977 Pakenham et al.

(*) Notice: Subject to any disclaimer, the term of this patent is extended or adjusted under 35 U.S.C. 154(b) by 363 days.

(Continued)

This patent is subject to a terminal disclaimer.

OTHER PUBLICATIONS

Morrison, Tina-marle, "Visa sets up website to encourage online buyers", Dominion New Zealand, Aug. 24, 2000.*

(21) Appl. No.: **12/021,802**

Primary Examiner — Mark Fadok

(22) Filed: **Jan. 29, 2008**

(74) *Attorney, Agent, or Firm* — Howison & Arnott, L.L.P.

(65) **Prior Publication Data**

(57) **ABSTRACT**

US 2008/0147883 A1 Jun. 19, 2008

A method of accessing a vendor web site (3422) over a global communication packet-switched network (306) using personal account information of a credit card (3400) retrieved from a credit card company server (3300) on the network (306). At a user location disposed on the network, a machine-resolvable code (MRC) (3402) of the credit card (3400) of a user is read with a reading device (3410). Coded information is extracted from the MRC (3402). Routing information associated with the coded information is obtained, which routing information corresponds to the personal account information of the user stored on a credit card company server (3300) disposed on the network (306). The user location connects to the credit card company server (3300) across the network (306) in accordance with the routing information. The personal account information is returned from the credit card company server (3300) to the user location. The personal account information is then presented to the user at the user location. A hyperlink to a vendor web site (3422) is provided in the personal account information. Web site information of the vendor web site (3422) is displayed in response to the user selecting the hyperlink.

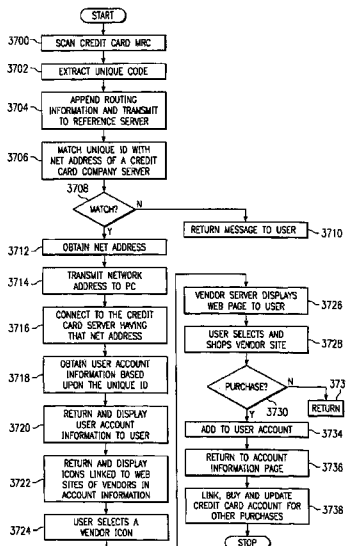
Related U.S. Application Data

(63) Continuation of application No. 09/659,170, filed on Sep. 11, 2000, now Pat. No. 7,379,901, which is a continuation-in-part of application No. 09/382,422, filed on Aug. 24, 1999, now abandoned, which is a continuation-in-part of application No. 09/378,221, filed on Aug. 19, 1999, now Pat. No. 6,745,234, which is a continuation-in-part of application No. 09/151,471, filed on Sep. 11, 1998, now abandoned, and a continuation-in-part of application No. 09/151,530, filed on Sep. 11, 1998, now Pat. No. 6,098,106.

(51) **Int. Cl.**
G06Q 30/00 (2006.01)

(52) **U.S. Cl.** **705/26; 705/39; 705/27**

20 Claims, 22 Drawing Sheets





US007900224B1

(12) **United States Patent**
Philyaw et al.

(10) **Patent No.:** **US 7,900,224 B1**
(45) **Date of Patent:** **Mar. 1, 2011**

(54) **METHOD AND APPARATUS FOR UTILIZING AN AUDIBLE SIGNAL TO INDUCE A USER TO SELECT AN E-COMMERCE FUNCTION**

(56) **References Cited**

(75) Inventors: **Jeffrey Jovan Philyaw**, Dallas, TX (US);
David Kent Mathews, Carrollton, TX (US)

(73) Assignee: **RPX-LV Acquisition LLC**, Wilmington, DE (US)

(*) Notice: Subject to any disclaimer, the term of this patent is extended or adjusted under 35 U.S.C. 154(b) by 0 days.

(21) Appl. No.: **09/382,423**

(22) Filed: **Aug. 24, 1999**

Related U.S. Application Data

(63) Continuation-in-part of application No. 09/378,221, filed on Aug. 19, 1999, now Pat. No. 6,745,234, which is a continuation-in-part of application No. 09/151,471, filed on Sep. 11, 1998, now abandoned, and a continuation-in-part of application No. 09/151,530, filed on Sep. 11, 1998, now Pat. No. 6,098,106.

(51) **Int. Cl.**
H04N 7/173 (2006.01)
H04N 7/16 (2006.01)
G06Q 10/00 (2006.01)
G06Q 30/00 (2006.01)
H04N 5/445 (2006.01)

(52) **U.S. Cl.** **725/32; 725/42; 725/113; 705/14.68**

(58) **Field of Classification Search** **725/32-36, 725/40-46, 58, 112, 113; 705/14.68**

See application file for complete search history.

U.S. PATENT DOCUMENTS

3,668,312 A	6/1972	Yamamoto et al.
4,002,886 A	1/1977	Sundelin
4,042,792 A	8/1977	Pakenham et al.
4,365,148 A	12/1982	Whitney
4,621,259 A	11/1986	Schepers et al.
4,654,482 A	3/1987	DeAngelis
4,780,599 A	10/1988	Baus
4,785,296 A	11/1988	Tabata et al.
4,816,904 A	3/1989	McKenna et al.
4,817,136 A	3/1989	Rhoads
4,833,308 A	5/1989	Humble

(Continued)

FOREIGN PATENT DOCUMENTS

EP 0 961 250 A2 12/1999

(Continued)

OTHER PUBLICATIONS

(ATVEF specification; Draft version, 1.1r26 Feb. 2, 1999).*

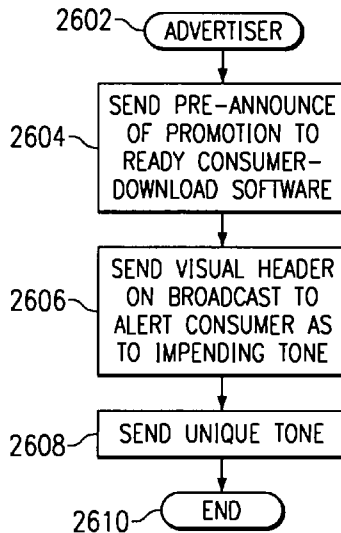
(Continued)

Primary Examiner — Christopher Kelley
Assistant Examiner — Reuben M Brown
(74) *Attorney, Agent, or Firm* — Howison & Arnott, L.L.P.

(57) **ABSTRACT**

A method for delivering advertising to a consumer over a broadcast media/global communication network combination. An advertisement broadcast is generated comprised of a general program and associated advertising dispersed there-through for broadcast over a broadcast media which is directed to a general class of consumers. Unique information is embedded in the broadcast for inducing a consumer to access a desired advertiser's location on the global network system over a personal computer-based system. The advertisement broadcast is then broadcast to the potential class of consumers with the embedded unique information therein.

9 Claims, 12 Drawing Sheets





US007886017B2

(12) **United States Patent**
Philyaw et al.

(10) **Patent No.:** **US 7,886,017 B2**
(45) **Date of Patent:** ***Feb. 8, 2011**

(54) **METHOD AND APPARATUS FOR ACCESSING A REMOTE LOCATION BY RECEIVING A PRODUCT CODE**

(75) Inventors: **Jeffry Jovan Philyaw**, Dallas, TX (US);
David Kent Mathews, Carrollton, TX (US)

(73) Assignee: **RPX-LV Acquisition LLC**, Wilmington, DE (US)

(*) Notice: Subject to any disclaimer, the term of this patent is extended or adjusted under 35 U.S.C. 154(b) by 1223 days.

This patent is subject to a terminal disclaimer.

(21) Appl. No.: **10/857,233**

(22) Filed: **May 28, 2004**

(65) **Prior Publication Data**

US 2005/0021671 A1 Jan. 27, 2005

Related U.S. Application Data

(63) Continuation of application No. 09/378,221, filed on Aug. 19, 1999, now Pat. No. 6,745,234, which is a continuation-in-part of application No. 09/151,530, filed on Sep. 11, 1998, now Pat. No. 6,098,106, and a continuation-in-part of application No. 09/151,471, filed on Sep. 11, 1998, now abandoned.

(51) **Int. Cl.**
G06F 15/16 (2006.01)

(52) **U.S. Cl.** **709/217**; 709/216; 709/219

(58) **Field of Classification Search** 709/203,
709/216, 217, 219

See application file for complete search history.

(56) **References Cited**

U.S. PATENT DOCUMENTS

3,668,312 A 6/1972 Yamamoto et al.

(Continued)

FOREIGN PATENT DOCUMENTS

EP 0 961 250 A2 12/1999

(Continued)

OTHER PUBLICATIONS

“Group Decision Support System; Development and Application”, Energy Systems, James W. Thomas; Westinghouse, Pittsburgh, PA.

(Continued)

Primary Examiner—William C Vaughn, Jr.

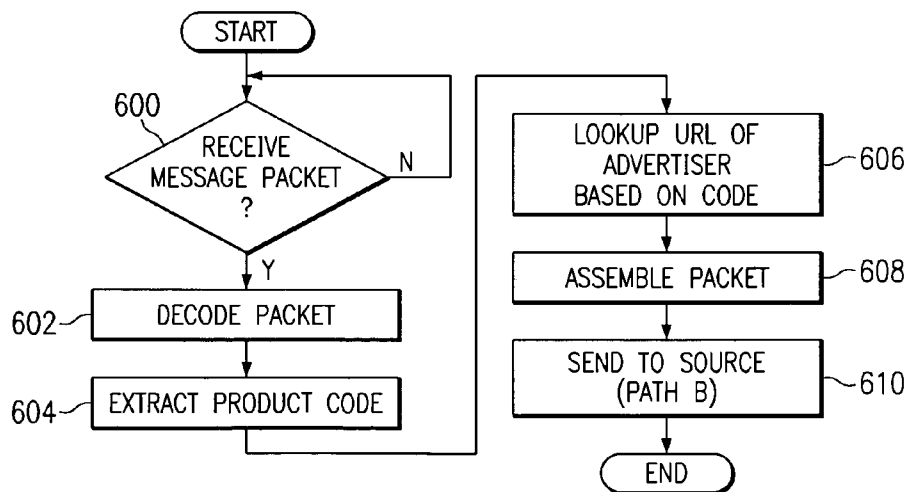
Assistant Examiner—Mohamed Ibrahim

(74) *Attorney, Agent, or Firm*—Howison & Arnott, L.L.P.

(57) **ABSTRACT**

A method for controlling a computer is disclosed wherein one or more remote locations disposed on a network are accessed in response to accessing a product code. A first computer disposed on the network connects to a device for accessing the product code of a product by a user. The device is uniquely identified with a device distributor by a device identification number. A second computer disposed on the network is accessed in response to the user accessing the product code with the device, wherein a lookup operation is performed at the second computer to match the device identification number with the device distributor to obtain remote routing information of the one or more remote locations. The remote routing information is returned from the second computer to the first computer in order to access the one or more remote locations disposed on the network. The one or more remote locations are accessed to return remote information to the first computer for presentation.

19 Claims, 10 Drawing Sheets





US008655972B2

(12) **United States Patent**
Philyaw et al.

(10) **Patent No.:** **US 8,655,972 B2**
(45) **Date of Patent:** ***Feb. 18, 2014**

(54) **METHOD FOR CONTROLLING A COMPUTER USING AN EMBEDDED UNIQUE CODE IN THE CONTENT OF RECORDED MEDIA**

(75) Inventors: **Jeffry Jovan Philyaw**, Dallas, TX (US);
David Kent Mathews, Carrollton, TX (US)

(73) Assignee: **RPX Corporation**, San Francisco, CA (US)

(*) Notice: Subject to any disclaimer, the term of this patent is extended or adjusted under 35 U.S.C. 154(b) by 957 days.

This patent is subject to a terminal disclaimer.

(21) Appl. No.: **11/382,472**

(22) Filed: **May 9, 2006**

(65) **Prior Publication Data**
US 2006/0195549 A1 Aug. 31, 2006

Related U.S. Application Data

(63) Continuation of application No. 09/378,217, filed on Aug. 19, 1999, now Pat. No. 7,043,536, which is a continuation-in-part of application No. 09/151,530, filed on Sep. 11, 1998, now Pat. No. 6,098,106.

(51) **Int. Cl.**
G06F 15/16 (2006.01)

(52) **U.S. Cl.**
USPC **709/208**

(58) **Field of Classification Search**
USPC 709/208
See application file for complete search history.

(56) **References Cited**

U.S. PATENT DOCUMENTS

3,729,581 A *	4/1973	Anderson	348/460
4,866,431 A *	9/1989	Andros et al.	340/825.02
5,905,865 A *	5/1999	Palmer et al.	725/112
5,950,173 A *	9/1999	Perkowski	705/26
6,148,331 A *	11/2000	Parry	709/218

* cited by examiner

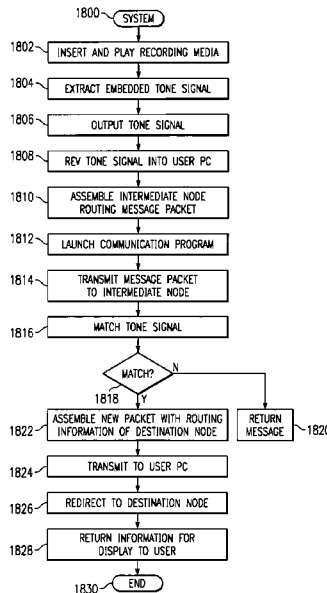
Primary Examiner — Andrew Georgandellis

(74) *Attorney, Agent, or Firm* — Howison & Arnott, L.L.P.

(57) **ABSTRACT**

A method for controlling a computer with recorded information of a recorded media includes embedding a unique code, which unique code does not contain routing information, in recorded information of the recorded media. The unique code is in close association with vendor information, such that the unique code will be output during normal playback of the information on the recorded media. The unique code is embedded within the video/audio bandwidth of the recorded information such that, when playing back the recorded information, the unique code will be output within the video/audio bandwidth of the recorded media. The unique code is extracted with an extractor during output of the recorded information to a user at a user location disposed on a network during normal playback of the recorded media. In response to extracting the unique code, it is transmitted to a remote location on the network in accordance with routing information accessible at the user location, which routing information defines the location of the remote location on the network, wherein the vendor product information is returned to the user location for processing.

8 Claims, 8 Drawing Sheets





US007870189B2

(12) **United States Patent**
Philyaw

(10) **Patent No.:** **US 7,870,189 B2**
(45) **Date of Patent:** **Jan. 11, 2011**

(54) **INPUT DEVICE HAVING POSITIONAL AND SCANNING CAPABILITIES**

3,886,328 A 5/1975 Harms, Jr. et al.
4,002,886 A 1/1977 Sundelin

(75) Inventor: **Jeffrey Jovan Philyaw**, Dallas, TX (US)

(Continued)

(73) Assignee: **RPX-LV Acquisition LLC**, Wilmington, DE (US)

FOREIGN PATENT DOCUMENTS

(*) Notice: Subject to any disclaimer, the term of this patent is extended or adjusted under 35 U.S.C. 154(b) by 902 days.

CA 2250450 4/1999

(Continued)

(21) Appl. No.: **11/080,338**

OTHER PUBLICATIONS

(22) Filed: **Mar. 15, 2005**

“Bar Code Method for Automating Catalog Orders,” IBM Technical Disclosure Bulletin, No. 88A 61554, Sep. 1988, pp. 243-244.

(65) **Prior Publication Data**

(Continued)

US 2006/0031284 A1 Feb. 9, 2006

Related U.S. Application Data

Primary Examiner—Tammy T Nguyen

(74) *Attorney, Agent, or Firm*—Howison & Arnott, L.L.P.

(63) Continuation of application No. 09/490,336, filed on Jan. 24, 2000, now Pat. No. 6,868,433, which is a continuation-in-part of application No. 09/378,221, filed on Aug. 19, 1999, now Pat. No. 6,745,234, which is a continuation-in-part of application No. 09/151,471, filed on Sep. 11, 1998, now abandoned, and a continuation-in-part of application No. 09/151,530, filed on Sep. 11, 1998, now Pat. No. 6,098,106.

(57) **ABSTRACT**

A multi-purpose input device (2500) for providing conventional positional tracking, and one or more read capabilities for automatically connecting a user PC (302) to remote node. In one embodiment, a user reads optically encoded indicia (1606) of a product by passing the input device (2500) thereover. A software interface (2505) processes the read information, assembles a message packet, and appends routing information thereto to connect the user PC (302) to an ARS (308) disposed on a common network (306). The ARS (308) performs a matching operation with the received product information to obtain an associated network address of a vendor server (314) having the desired product information. The ARS (308) returns the vendor server address to the user PC (302) whereby the vendor advertiser server (312) is automatically accessed by the user PC (302). The respective product information is then returned from the vendor server (312) to the user PC (302) for presentation to the user.

(51) **Int. Cl.**
G06F 15/16 (2006.01)

(52) **U.S. Cl.** **709/203; 709/220; 709/230; 705/23; 345/156**

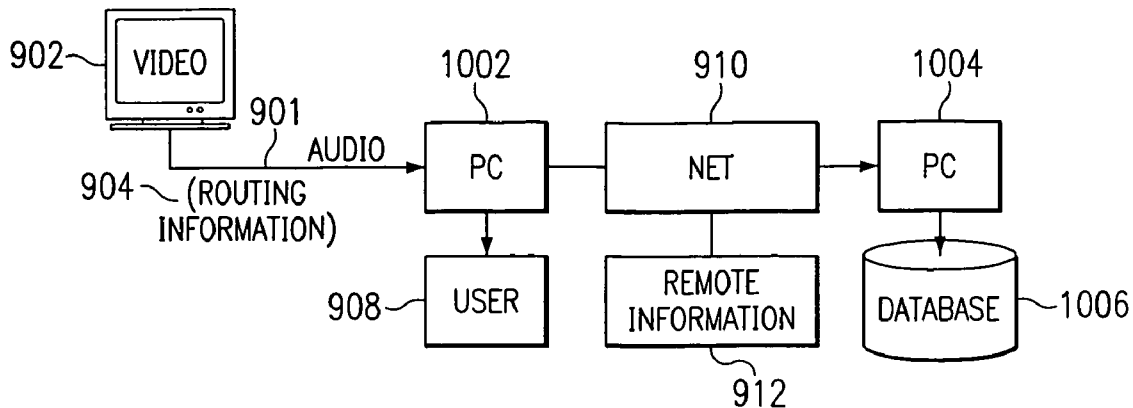
(58) **Field of Classification Search** **709/220, 709/230, 203; 705/23; 345/156**
See application file for complete search history.

(56) **References Cited**

U.S. PATENT DOCUMENTS

3,668,312 A 6/1972 Yamamoto et al.

10 Claims, 13 Drawing Sheets





US007822829B2

(12) **United States Patent**
Philyaw et al.

(10) **Patent No.:** **US 7,822,829 B2**
(45) **Date of Patent:** ***Oct. 26, 2010**

(54) **METHOD FOR INTERFACING SCANNED PRODUCT INFORMATION WITH A SOURCE FOR THE PRODUCT OVER A GLOBAL NETWORK**

(75) Inventors: **Jeffrey Jovan Philyaw**, Dallas, TX (US);
David Kent Mathews, Carrollton, TX (US)

(73) Assignee: **RPX-LV Acquisition LLC**, Wilmington, DE (US)

(*) Notice: Subject to any disclaimer, the term of this patent is extended or adjusted under 35 U.S.C. 154(b) by 82 days.

This patent is subject to a terminal disclaimer.

(21) Appl. No.: **12/189,601**

(22) Filed: **Aug. 11, 2008**

(65) **Prior Publication Data**

US 2008/0301265 A1 Dec. 4, 2008

Related U.S. Application Data

(63) Continuation of application No. 10/984,600, filed on Nov. 9, 2004, now Pat. No. 7,415,511, which is a continuation of application No. 09/496,222, filed on Feb. 1, 2000, now Pat. No. 6,816,894, which is a continuation of application No. 09/378,221, filed on Aug. 19, 1999, now Pat. No. 6,745,234, which is a continuation-in-part of application No. 09/151,530, filed on Sep. 11, 1998, now Pat. No. 6,098,106, and a continuation-in-part of application No. 09/151,471, filed on Sep. 11, 1998, now abandoned.

(51) **Int. Cl.**
G06F 15/16 (2006.01)
G06F 15/173 (2006.01)

(52) **U.S. Cl.** **709/219; 709/236; 709/238; 709/245**

(58) **Field of Classification Search** 709/219,
709/236, 238, 245
See application file for complete search history.

(56) **References Cited**

U.S. PATENT DOCUMENTS

3,668,312 A 6/1972 Yamamoto et al.

(Continued)

FOREIGN PATENT DOCUMENTS

CA 2250450 4/1999

(Continued)

OTHER PUBLICATIONS

“Bar Code Method for Automating Catalog Orders,” IBM Technical Disclosure Bulletin, No. 88A 61554, Sep. 1988, pp. 243-244.

(Continued)

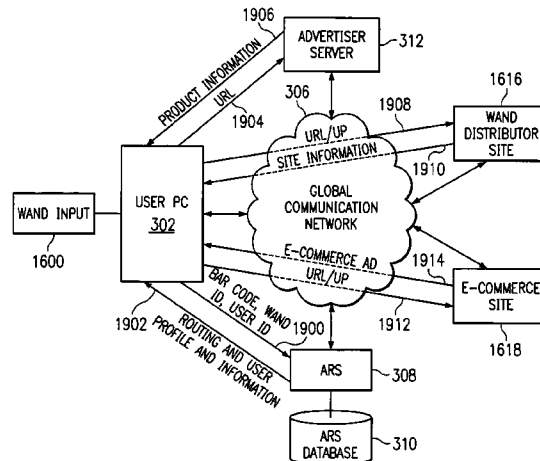
Primary Examiner—Paul H Kang

(74) *Attorney, Agent, or Firm*—Howison & Arnott, L.L.P.

(57) **ABSTRACT**

A method for interfacing scanned product information with a source for the product over a global network. A method is provided for obtaining information regarding the source of a product from a remote information source location on a global communication network utilizing a product code associated with the product and unique thereto. The product code associated with the product is scanned with a scanner at a user location on the global communication network to extract the information contained in the unique product code therefrom. A unique scan ID code is associated with the scanning operation and a packet of information assembled that is comprised of the extracted product code and the unique scan ID code to provide a routing packet. The user location is then connected to the remote information source location utilizing the routing packet and in response to the step of scanning, wherein the routing packet is representative of the location of the remote information source location on the global communication network through an association with a routing table.

10 Claims, 10 Drawing Sheets



(12) **United States Patent**
Philyaw

(10) **Patent No.:** **US 7,819,316 B2**
(45) **Date of Patent:** **Oct. 26, 2010**

(54) **PORTABLE SCANNER FOR ENABLING
AUTOMATIC COMMERCE TRANSACTIONS**

3,886,328 A 5/1975 Harms, Jr. et al.
4,002,886 A 1/1977 Sundelin

(75) Inventor: **Jeffrey Jovan Philyaw**, Dallas, TX (US)

(Continued)

(73) Assignee: **LV Partners, L.P.**, San Francisco, CA (US)

FOREIGN PATENT DOCUMENTS

(*) Notice: Subject to any disclaimer, the term of this patent is extended or adjusted under 35 U.S.C. 154(b) by 562 days.

CA 2250450 4/1999

(Continued)

(21) Appl. No.: **11/868,599**

OTHER PUBLICATIONS

(22) Filed: **Oct. 8, 2007**

White, James J. and Summers, Robert S. Uniform Commercial Code. 4th Ed. West Publishing Co., St. Paul MN, 1995.

(65) **Prior Publication Data**

US 2008/0033835 A1 Feb. 7, 2008

(Continued)

Related U.S. Application Data

Primary Examiner—Andrew Joseph Rudy
(74) *Attorney, Agent, or Firm*—Howison & Arnott, LLP

(63) Continuation of application No. 09/597,131, filed on Jun. 20, 2000, now Pat. No. 7,392,945, which is a continuation-in-part of application No. 09/378,221, filed on Aug. 19, 1999, now Pat. No. 6,745,234, which is a continuation-in-part of application No. 09/151,471, filed on Sep. 11, 1998, now abandoned, and a continuation-in-part of application No. 09/151,530, filed on Sep. 11, 1998, now Pat. No. 6,098,106.

(57) **ABSTRACT**

A method for initiating and completing a commercial transaction is disclosed that allows a user to acquire and own an article of commerce having associated therewith a machine resolvable code (MRC), the MRC having encoded therein information relating to the article of commerce, the user having unique identification information associated with the user. The MRC is first recognized and a representation of at least a portion of the MRC containing at least a representation of the encoded information from the MRC is stored in a temporary buffer. The unique identification information is then associated with the user that allows a retail processing system to uniquely identify the user. The stored representation of the MRC and the unique identification information is transferred to the retail processing system and then ownership of the article of commerce is transferred from an entity other than the user to the user to complete the transaction.

(51) **Int. Cl.**

G06Z 15/00 (2006.01)

(52) **U.S. Cl.** **235/383**; 235/472.02; 340/5.61; 705/26

(58) **Field of Classification Search** 235/375; 235/383, 385, 462.01, 470, 472.01, 472.02; 340/5.4, 5.81; 705/16, 26

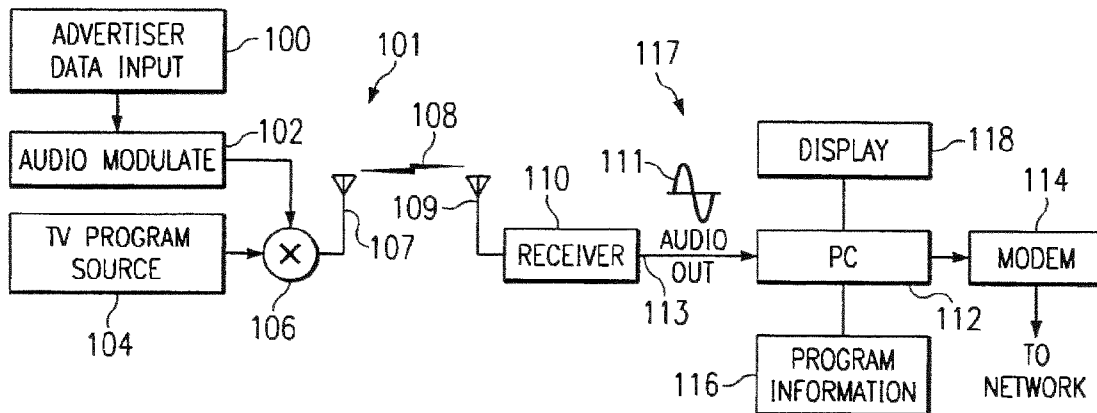
See application file for complete search history.

(56) **References Cited**

U.S. PATENT DOCUMENTS

3,668,312 A 6/1972 Yamamoto et al.

22 Claims, 15 Drawing Sheets





(12) **United States Patent**
Philyaw

(10) **Patent No.:** **US 7,818,423 B1**
(45) **Date of Patent:** **Oct. 19, 2010**

(54) **RETRIEVING PERSONAL ACCOUNT INFORMATION FROM A WEB SITE BY READING A CREDIT CARD** 4,621,259 A 11/1986 Schepers et al. 345/180

(75) Inventor: **Jeffry Jovan Philyaw**, Dallas, TX (US) (Continued)

(73) Assignee: **RPX-IV Acquisition, LLC**, San Francisco, CA (US) FOREIGN PATENT DOCUMENTS

EP 0 927 945 A2 7/1999

(*) Notice: Subject to any disclaimer, the term of this patent is extended or adjusted under 35 U.S.C. 154(b) by 816 days.

(Continued)

(21) Appl. No.: **09/642,891**

OTHER PUBLICATIONS

(22) Filed: **Aug. 21, 2000**

“Group Decision Support System: Development and Application”, Energy Systems, Westinghouse, Pittsburgh, PA.

Related U.S. Application Data

(Continued)

(63) Continuation-in-part of application No. 09/382,422, filed on Aug. 24, 1999, now abandoned, which is a continuation-in-part of application No. 09/378,221, filed on Aug. 19, 1999, now Pat. No. 6,745,234, which is a continuation-in-part of application No. 09/151,530, filed on Sep. 11, 1998, now Pat. No. 6,098,106, and a continuation-in-part of application No. 09/151,471, filed on Sep. 11, 1998, now abandoned.

Primary Examiner—Bunjoo Jaroenchonwanit
(74) *Attorney, Agent, or Firm*—Howison & Arnott, LLP

(57) **ABSTRACT**

A method of accessing personal account information of a credit card (3400) over a global communication packet-switched network (306). At a user location disposed on the network (306), a machine-resolvable code (MRC) (3402) of the credit card (3400) of a user is read with a reading device (3410). Coded information is extracted from the MRC (3402). Routing information associated with the coded information is obtained, which routing information corresponds to the personal account information of the user stored on a credit card company server (3300) disposed on the network (306). The user location connects to the credit card company server (3300) across the network in accordance with the routing information. The personal account information is returned from the credit card company server (3300) to the user location. The personal account information is then presented to the user at the user location.

(51) **Int. Cl.**
G06F 15/16 (2006.01)

(52) **U.S. Cl.** 709/225; 709/238; 705/40; 705/43; 705/44

(58) **Field of Classification Search** 709/201, 709/203, 217, 219, 236, 238, 235, 225; 705/42, 705/41, 23, 26, 40, 43; 455/419; 235/385; 340/5.82

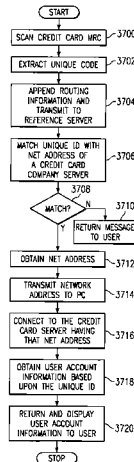
See application file for complete search history.

(56) **References Cited**

U.S. PATENT DOCUMENTS

3,668,312 A 6/1972 Yamamoto et al. 348/17
4,002,886 A 1/1977 Sundelin 235/61.7 R
4,042,792 A 8/1977 Pakenham et al. 179/90
4,365,148 A 12/1982 Whitney 235/383

13 Claims, 20 Drawing Sheets





US007792696B1

(12) **United States Patent**
Philyaw et al.

(10) **Patent No.:** **US 7,792,696 B1**
(45) **Date of Patent:** **Sep. 7, 2010**

(54) **METHOD AND APPARATUS FOR ALLOWING A BROADCAST TO REMOTELY CONTROL A COMPUTER**

(75) Inventors: **Jeffry Jovan Philyaw**, Dallas, TX (US);
David Kent Mathews, Carrollton, TX (US)

(73) Assignee: **RPX-LV Acquisition, LLC**, San Francisco, CA (US)

(*) Notice: Subject to any disclaimer, the term of this patent is extended or adjusted under 35 U.S.C. 154(b) by 0 days.

(21) Appl. No.: **09/382,374**

(22) Filed: **Aug. 24, 1999**

Related U.S. Application Data

(63) Continuation-in-part of application No. 09/151,471, filed on Sep. 11, 1998, now abandoned, which is a continuation-in-part of application No. 09/151,530, filed on Sep. 11, 1998, now Pat. No. 6,098,106.

(51) **Int. Cl.**
G06Q 30/00 (2006.01)
G07G 1/14 (2006.01)

(52) **U.S. Cl.** **705/14.1; 705/14.4**

(58) **Field of Classification Search** 705/1, 705/3, 14, 26, 27, 14.1, 14.4; 709/238, 219, 709/218; 701/200; 364/401; 707/3, 10, 707/514; 84/609; 348/1

See application file for complete search history.

(56) **References Cited**

U.S. PATENT DOCUMENTS

3,668,312 A	6/1972	Yamamoto et al.	178/6.8
4,002,886 A	1/1977	Sundelin	235/61.7 R
4,042,792 A	8/1977	Pakenham et al.	179/90
4,365,148 A	12/1982	Whitney	235/383
4,621,259 A	11/1986	Schepers et al.	340/707
4,654,482 A	3/1987	DeAngelis	379/95
4,780,599 A	10/1988	Baus	235/383

4,785,296 A	11/1988	Tabata et al.	340/731
4,816,904 A	3/1989	McKenna et al.	358/84
4,817,136 A	3/1989	Rhoads	379/357
4,833,308 A	5/1989	Humble	235/383
4,841,132 A	6/1989	Kajitani et al.	235/472
4,845,634 A	7/1989	Vitek et al.	364/468
4,894,789 A	1/1990	Yee	364/521
4,899,370 A	2/1990	Kameo et al.	379/104
4,901,073 A	2/1990	Kibrick	341/13

(Continued)

FOREIGN PATENT DOCUMENTS

EP 0 961 250 A2 12/1999

(Continued)

OTHER PUBLICATIONS

“Group Decision Support System: Development and Application”, Energy Systems, Westinghouse, Pittsburgh, PA.

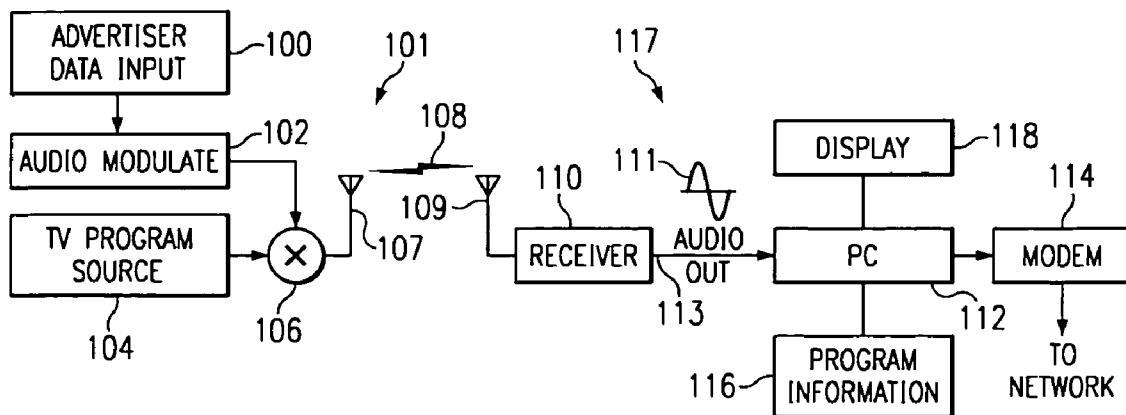
(Continued)

Primary Examiner—Arthur Duran
(74) *Attorney, Agent, or Firm*—Howison & Arnott, LLP

(57) **ABSTRACT**

The present invention disclosed and claimed herein comprises a system and method for launching an advertisement on a computer having an audio input interface and a display; an audio output acoustically coupled from a broadcast source to the input interface for outputting an audio signal having encoded therein an advertisement; and a program operable on the computer and responsive to the audio signal output from the broadcast source for reproducing the advertisement upon the display.

12 Claims, 10 Drawing Sheets





(12) **United States Patent**
Philyaw

(10) **Patent No.:** **US 7,739,353 B2**
(45) **Date of Patent:** ***Jun. 15, 2010**

(54) **LAUNCHING A WEB SITE USING A PERSONAL DEVICE**
(75) Inventor: **Jeffrey Jovan Philyaw**, Dallas, TX (US)
(73) Assignee: **RPX-LV Acquisition LLC**, Wilmington, DE (US)
(*) Notice: Subject to any disclaimer, the term of this patent is extended or adjusted under 35 U.S.C. 154(b) by 0 days.

This patent is subject to a terminal disclaimer.

(21) Appl. No.: **12/136,655**
(22) Filed: **Jun. 10, 2008**
(65) **Prior Publication Data**
US 2008/0244004 A1 Oct. 2, 2008

Related U.S. Application Data

(63) Continuation of application No. 09/659,520, filed on Sep. 12, 2000, now Pat. No. 7,386,600, which is a continuation-in-part of application No. 09/614,937, filed on Jul. 11, 2000, which is a continuation-in-part of application No. 09/378,221, filed on Aug. 19, 1999, now Pat. No. 6,745,234, which is a continuation-in-part of application No. 09/151,530, filed on Sep. 11, 1998, now Pat. No. 6,098,106, and a continuation-in-part of application No. 09/151,471, filed on Sep. 11, 1998, now abandoned.

(51) **Int. Cl.**
G06F 15/16 (2006.01)
(52) **U.S. Cl.** **709/217; 709/203; 709/216; 709/219; 709/238**
(58) **Field of Classification Search** **709/203, 709/216, 217, 219, 238**

See application file for complete search history.

(56) **References Cited**
U.S. PATENT DOCUMENTS
3,668,312 A * 6/1972 Yamamoto et al. 348/14.12

(Continued)

FOREIGN PATENT DOCUMENTS
CA 2250450 4/1999

(Continued)

OTHER PUBLICATIONS
White, James J. and Summers, Robert S. Uniform Commercial Code. 4th Ed. West Publishing Co., St. Paul MN, 1995.

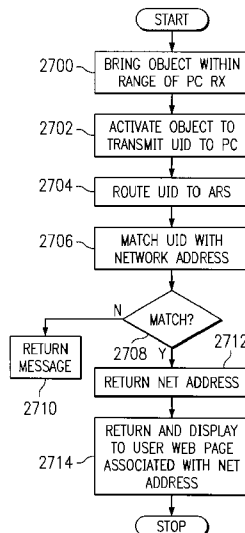
(Continued)

Primary Examiner—Phuoc Nguyen
(74) *Attorney, Agent, or Firm*—Howison & Arnott, L.L.P.

(57) **ABSTRACT**

A method of displaying a web page to a user. A triggering device (2500) is provided having a unique code associated therewith, the unique code associated with a remote location on a network of the source of the web page. The unique code is transmitted from the triggering device (2500) to an interface system (302), which interface system (302) is disposed on the network (306) at a triggering location. Location information associated with the unique code is then retrieved from a database (1614 or 310), the location information corresponding to the location of the web page at the remote location (312) on the network (306). In response to retrieving the location information, the interface system (302) connects to the remote location (312). The web page corresponding to location information of the remote location (312) is then presented to the user via the interface system (302).

22 Claims, 14 Drawing Sheets





(12) **United States Patent**
Philyaw et al.

(10) **Patent No.:** **US 7,694,020 B2**
(45) **Date of Patent:** **Apr. 6, 2010**

(54) **NETWORK ROUTING UTILIZING A PRODUCT CODE**

(75) Inventors: **Jeffrey Jovan Philyaw**, Dallas, TX (US);
David Kent Matthews, Carrollton, TX (US)

(73) Assignee: **RPX-LV Acquisition LLC**, Wilmington, DE (US)

(*) Notice: Subject to any disclaimer, the term of this patent is extended or adjusted under 35 U.S.C. 154(b) by 158 days.

(21) Appl. No.: **11/868,596**

(22) Filed: **Oct. 8, 2007**

(65) **Prior Publication Data**

US 2008/0028019 A1 Jan. 31, 2008

Related U.S. Application Data

(63) Continuation of application No. 09/379,699, filed on Aug. 24, 1999, now Pat. No. 7,321,941, which is a continuation-in-part of application No. 09/378,221, filed on Aug. 19, 1999, now Pat. No. 6,745,234, which is a continuation-in-part of application No. 09/151,471, filed on Sep. 11, 1998, now abandoned, and a continuation-in-part of application No. 09/151,530, filed on Sep. 11, 1998, now Pat. No. 6,098,106.

(51) **Int. Cl.**

G06F 15/16 (2006.01)
G06Q 20/00 (2006.01)
G06Q 30/00 (2006.01)

(52) **U.S. Cl.** **709/245; 709/217; 709/218; 709/219; 709/220; 709/224; 709/227; 709/240; 705/23; 705/26; 705/52; 707/4; 707/3; 707/10**

(58) **Field of Classification Search** None
See application file for complete search history.

(56) **References Cited**

U.S. PATENT DOCUMENTS

5,978,773	A *	11/1999	Hudetz et al.	705/23
6,108,656	A *	8/2000	Durst et al.	707/10
6,526,449	B1 *	2/2003	Philyaw et al.	709/238
6,539,417	B2 *	3/2003	Stern	709/203
6,622,165	B1 *	9/2003	Philyaw	709/217
6,631,404	B1 *	10/2003	Philyaw	709/217
6,643,692	B1 *	11/2003	Philyaw et al.	709/219
6,694,356	B1 *	2/2004	Philyaw	709/217
6,816,894	B1 *	11/2004	Philyaw et al.	709/219
6,868,433	B1 *	3/2005	Philyaw	709/203
7,263,597	B2 *	8/2007	Everdell et al.	712/11
7,437,023	B2 *	10/2008	King et al.	382/305
7,552,194	B2 *	6/2009	Kurihara	709/217
7,611,057	B2 *	11/2009	Sakai et al.	235/454
2004/0059779	A1 *	3/2004	Philyaw	709/203
2004/0064368	A1 *	4/2004	Koser et al.	705/14
2005/0004981	A1 *	1/2005	Philyaw	709/204
2005/0021790	A1 *	1/2005	Philyaw	709/229
2005/0060164	A1 *	3/2005	Eli Berl Illion	705/1
2005/0060527	A1 *	3/2005	Philyaw	713/1
2005/0061876	A1 *	3/2005	Philyaw et al.	235/383
2005/0080882	A1 *	4/2005	Philyaw et al.	709/220
2005/0086602	A1 *	4/2005	Philyaw et al.	715/727
2008/0028038	A1 *	1/2008	Kaplan	709/217

* cited by examiner

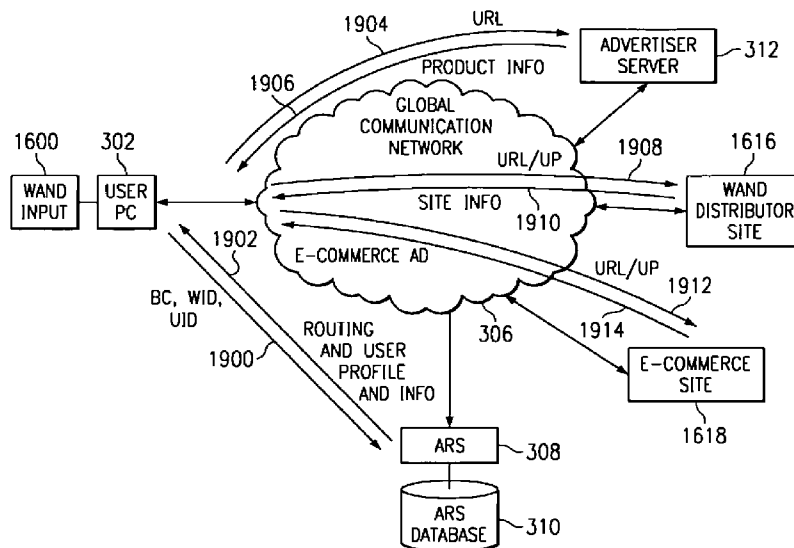
Primary Examiner—Syed A. Zia

(74) *Attorney, Agent, or Firm*—Howison & Arnott, L.L.P.

(57) **ABSTRACT**

A method for utilizing a product code having product information contained therein for interfacing over a network. A representation of the product information is extracted from the product code, which product code is disposed on or in close association with an associated product. In response to this extraction, network routing information is associated with the product code information.

24 Claims, 10 Drawing Sheets





US007653446B2

(12) **United States Patent**
Philyaw

(10) **Patent No.:** **US 7,653,446 B2**
(45) **Date of Patent:** ***Jan. 26, 2010**

(54) **METHOD AND APPARATUS FOR
AUTOMATIC CONFIGURATION OF
EQUIPMENT**

(75) Inventor: **Jeffry Jovan Philyaw**, Dallas, TX (US)

(73) Assignee: **RPX-IV Acquisition LLC**, Wilmington, DE (US)

(*) Notice: Subject to any disclaimer, the term of this patent is extended or adjusted under 35 U.S.C. 154(b) by 142 days.

This patent is subject to a terminal disclaimer.

(21) Appl. No.: **11/868,598**

(22) Filed: **Oct. 8, 2007**

(65) **Prior Publication Data**

US 2008/0027567 A1 Jan. 31, 2008

Related U.S. Application Data

(63) Continuation of application No. 10/828,037, filed on Apr. 20, 2004, now Pat. No. 7,308,483, which is a continuation of application No. 09/568,148, filed on May 10, 2000, now Pat. No. 6,725,260, which is a continuation-in-part of application No. 09/378,221, filed on Aug. 19, 1999, now Pat. No. 6,745,234, which is a continuation-in-part of application No. 09/151,471, filed on Sep. 11, 1998, now abandoned, and a continuation-in-part of application No. 09/151,530, filed on Sep. 11, 1998, now Pat. No. 6,098,106.

(51) **Int. Cl.**
G05B 13/02 (2006.01)
G06F 15/167 (2006.01)

(52) **U.S. Cl.** **700/40; 709/217**

(58) **Field of Classification Search** **709/220, 709/40**

See application file for complete search history.

(56) **References Cited**

U.S. PATENT DOCUMENTS

6,725,260 B1 * 4/2004 Philyaw 709/220
7,308,483 B2 * 12/2007 Philyaw 709/217

* cited by examiner

Primary Examiner—Albert DeCady

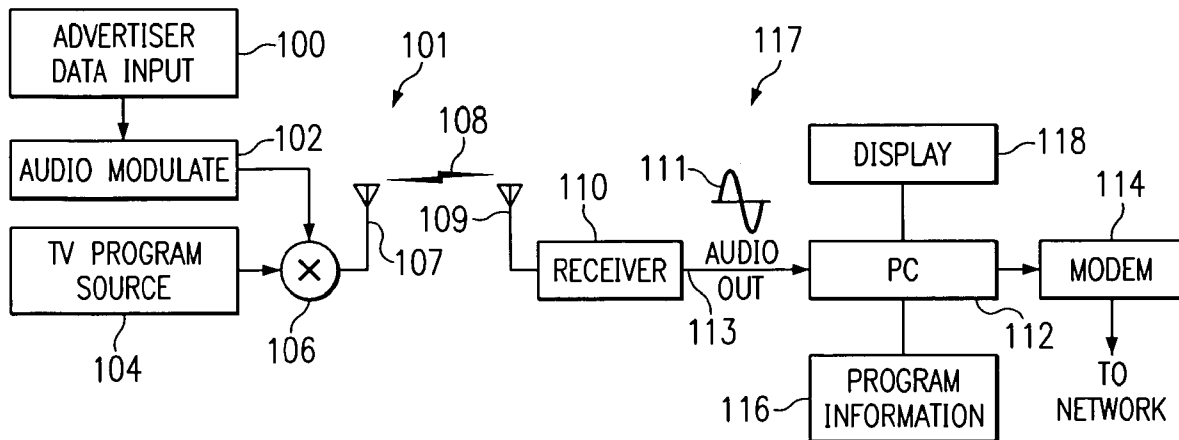
Assistant Examiner—Sivalingam Sivanesan

(74) *Attorney, Agent, or Firm*—Howison & Arnott, LLP

(57) **ABSTRACT**

An architecture for automatically configuring equipment. A piece of equipment connected externally to a user PC has one or more machine-resolvable codes (MRCs) associated therewith. The piece of equipment receives configuration information from a remote location disposed on the network in response to reading a select one of the one or more MRCs with a reader. Configuration information associated with the select one of the one or more MRCs is transmitted from the remote location to the piece of equipment via the user PC, and the piece of equipment is then configured according to the configuration information.

21 Claims, 20 Drawing Sheets





(12) **United States Patent**
Philyaw et al.

(10) **Patent No.:** **US 7,636,788 B2**
(45) **Date of Patent:** ***Dec. 22, 2009**

(54) **METHOD AND APPARATUS FOR MATCHING A USER'S USE PROFILE IN COMMERCE WITH A BROADCAST**

(75) Inventors: **Jeffrey Jovan Philyaw**, Dallas, TX (US);
David Kent Mathews, Carrollton, TX (US)

(73) Assignee: **RPX-IV Acquisition LLC**, Wilmington, DE (US)

(*) Notice: Subject to any disclaimer, the term of this patent is extended or adjusted under 35 U.S.C. 154(b) by 0 days.

This patent is subject to a terminal disclaimer.

(21) Appl. No.: **11/872,524**

(22) Filed: **Oct. 15, 2007**

(65) **Prior Publication Data**

US 2008/0040506 A1 Feb. 14, 2008

Related U.S. Application Data

(63) Continuation of application No. 09/382,372, filed on Aug. 24, 1999, now Pat. No. 7,284,066, which is a continuation-in-part of application No. 09/378,221, filed on Aug. 19, 1999, now Pat. No. 6,745,234, which is a continuation-in-part of application No. 09/151,471, filed on Sep. 11, 1998, now abandoned, and a continuation-in-part of application No. 09/151,530, filed on Sep. 11, 1998, now Pat. No. 6,098,106.

(51) **Int. Cl.**

G06F 15/16 (2006.01)

G06F 15/173 (2006.01)

(52) **U.S. Cl.** **709/238**; 709/206; 709/245

(58) **Field of Classification Search** 709/238,

709/206, 245, 246, 201; 705/14, 16, 23

See application file for complete search history.

(56) **References Cited**

U.S. PATENT DOCUMENTS

3,668,312 A 6/1972 Yamamoto et al.

(Continued)

FOREIGN PATENT DOCUMENTS

CA 2250450 4/1999

(Continued)

OTHER PUBLICATIONS

"Bar Code Method for Automating Catalog Orders," IBM Technical Disclosure Bulletin, No. 88A 61554, Sep. 1988, pp. 243-244.

(Continued)

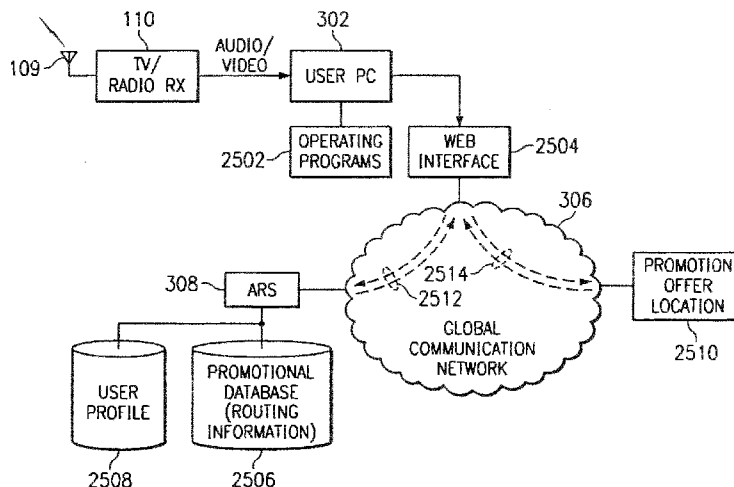
Primary Examiner—Paul H Kang

(74) *Attorney, Agent, or Firm*—Howison & Arnott, L.L.P.

(57) **ABSTRACT**

A method for advertising over a network and broadcast media combination. A user's computer at a location on the network is operable to receive a signal from a broadcast generated by an advertiser, which signal has embedded therein unique coded information. The user's computer is connected to an advertiser's location in response to extracting a representation of the audio signal including at least the unique coded information. The advertiser's location is correlated to the unique coded information. The operation of connecting causes profile information of the user to be sent to the advertiser's location over the network. The profile at the advertiser's location is then received, and information generated to forward to the user based upon the user's profile forwarded thereto. This information is then forward to the connected user.

4 Claims, 12 Drawing Sheets





US007596786B2

(12) **United States Patent**
Philyaw et al.

(10) **Patent No.:** **US 7,596,786 B2**
(45) **Date of Patent:** ***Sep. 29, 2009**

(54) **METHOD AND APPARATUS FOR UTILIZING AN EXISTING PRODUCT CODE TO ISSUE A MATCH TO A PREDETERMINED LOCATION ON A GLOBAL NETWORK**

(75) Inventors: **Jeffry Jovan Philyaw**, Dallas, TX (US);
David Kent Mathews, Carrollton, TX (US)

(73) Assignee: **RPX-LV Acquisition LLC**, Wilmington, DE (US)

(*) Notice: Subject to any disclaimer, the term of this patent is extended or adjusted under 35 U.S.C. 154(b) by 400 days.

This patent is subject to a terminal disclaimer.

(21) Appl. No.: **11/619,139**

(22) Filed: **Jan. 2, 2007**

(65) **Prior Publication Data**
US 2007/0106816 A1 May 10, 2007

Related U.S. Application Data

(63) Continuation of application No. 09/382,375, filed on Aug. 24, 1999, now Pat. No. 7,159,037, which is a continuation-in-part of application No. 09/378,221, filed on Aug. 19, 1999, now Pat. No. 6,745,234, which is a continuation-in-part of application No. 09/151,471, filed on Sep. 11, 1998, now abandoned, and a continuation-in-part of application No. 09/151,530, filed on Sep. 11, 1998, now Pat. No. 6,098,106.

(51) **Int. Cl.**
G06F 9/445 (2006.01)

(52) **U.S. Cl.** **717/174; 715/503**

(58) **Field of Classification Search** **717/174; 715/503**

See application file for complete search history.

(56) **References Cited**

U.S. PATENT DOCUMENTS

3,668,312 A 6/1972 Yamamoto et al.

(Continued)

FOREIGN PATENT DOCUMENTS

CA 2250450 A2 4/1999

(Continued)

OTHER PUBLICATIONS

“Group Decision Support System: Development and Application”, Energy Systems, Westinghouse, Pittsburgh, PA, 1989.

(Continued)

Primary Examiner—Dustin Nguyen

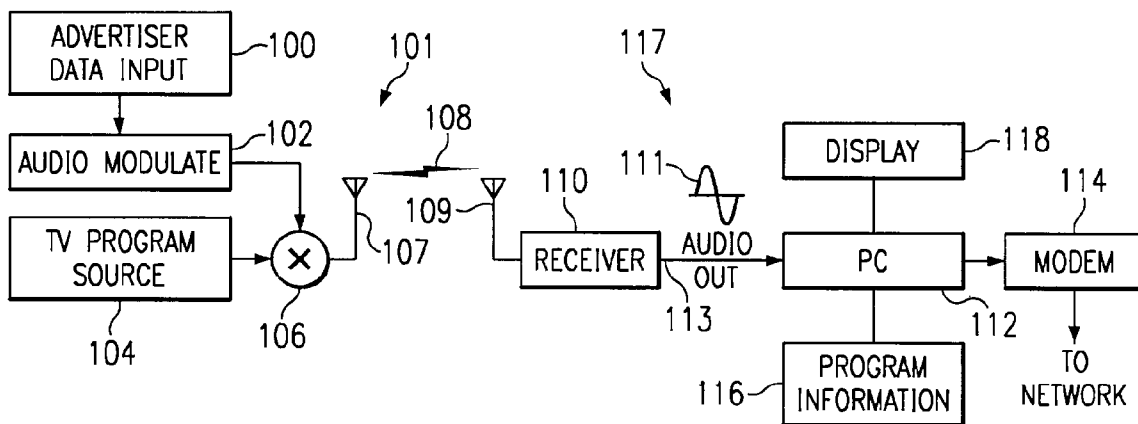
Assistant Examiner—Michael E Keefer

(74) *Attorney, Agent, or Firm*—Howison & Arnott, L.L.P.

(57) **ABSTRACT**

A method for providing an interconnection relationship between a product and a desired location on a global communications network. A machine readable product code is disposed on the product machine readable product code, the machine readable product code having encoded product information contained therein. The product code has no routing information embedded therein which would allow the product code, in and of itself, to cause routing to the desired location over any path on the network. The machine readable product code is read and decoded. The extracted product code is then converted for routing information over the network to the desired location, which routing information defines the manner by which a user or a computer at a user location wherein the machine readable product code was read can communicate with the desired location via an interconnection therewith.

28 Claims, 10 Drawing Sheets





US008484362B2

(12) **United States Patent**
Philyaw

(10) **Patent No.:** **US 8,484,362 B2**
(45) **Date of Patent:** ***Jul. 9, 2013**

(54) **METHOD AND APPARATUS FOR ACCESSING A REMOTE LOCATION BY SENSING A MACHINE-RESOLVABLE CODE**

(58) **Field of Classification Search**
USPC 709/229, 217-219, 227, 238; 710/10, 710/1
See application file for complete search history.

(75) Inventor: **Jeffry Jovan Philyaw**, Dallas, TX (US)

(56) **References Cited**

(73) Assignee: **RPX Corporation**, San Francisco, CA (US)

U.S. PATENT DOCUMENTS

(*) Notice: Subject to any disclaimer, the term of this patent is extended or adjusted under 35 U.S.C. 154(b) by 2617 days.

This patent is subject to a terminal disclaimer.

5,869,819	A *	2/1999	Knowles et al.	235/375
5,913,210	A *	6/1999	Call	707/4
5,918,214	A *	6/1999	Perkowski	705/27
5,950,173	A *	9/1999	Perkowski	705/26
5,978,773	A *	11/1999	Hudetz et al.	705/23
5,995,965	A *	11/1999	Experton	707/10
6,032,195	A *	2/2000	Reber et al.	709/245
6,064,979	A *	5/2000	Perkowski	705/26
6,076,733	A *	6/2000	Wiltz et al.	235/462.01
6,098,106	A *	8/2000	Philyaw et al.	709/238
6,152,369	A *	11/2000	Wiltz et al.	235/462.01
6,199,048	B1 *	3/2001	Hudetz et al.	705/23
6,701,369	B1 *	3/2004	Philyaw	709/229
6,745,234	B1 *	6/2004	Philyaw et al.	709/217

(21) Appl. No.: **10/791,678**

* cited by examiner

(22) Filed: **Mar. 2, 2004**

Primary Examiner — Kenneth R Coulter

(65) **Prior Publication Data**

US 2005/0021790 A1 Jan. 27, 2005

(74) *Attorney, Agent, or Firm* — Howison & Arnott, L.L.P.

Related U.S. Application Data

(57) **ABSTRACT**

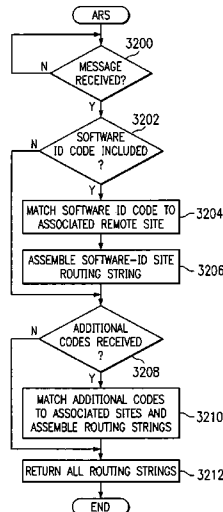
(63) Continuation of application No. 09/537,530, filed on Mar. 29, 2000, now Pat. No. 6,701,369, which is a continuation-in-part of application No. 09/378,221, filed on Aug. 19, 1999, now Pat. No. 6,745,234, which is a continuation-in-part of application No. 09/151,471, filed on Sep. 11, 1998, now abandoned, and a continuation-in-part of application No. 09/151,530, filed on Sep. 11, 1998, now Pat. No. 6,098,106.

A method for controlling a computer wherein one or more remote locations disposed on a network are accessed in response to sensing a machine-resolvable code. A computer disposed on a network is operably connected to an input device for sensing a machine-resolvable code. A software application which includes a software identification code runs on the computer. In response to sensing a machine-resolvable code with the input device, the computer accesses at least one remote location corresponding to the software identification code. The one or more remote locations accessed may then return remote information to the computer for presentation.

(51) **Int. Cl.**
G06F 13/00 (2006.01)

(52) **U.S. Cl.**
USPC **709/229; 709/227; 709/217; 709/219**

36 Claims, 14 Drawing Sheets





US007558838B2

(12) **United States Patent**
Philyaw

(10) **Patent No.:** **US 7,558,838 B2**
(45) **Date of Patent:** ***Jul. 7, 2009**

(54) **METHOD FOR CONFIGURING A PIECE OF EQUIPMENT WITH THE USE OF AN ASSOCIATED MACHINE RESOLVABLE CODE**

(75) Inventor: **Jeffrey Jovan Philyaw**, Dallas, TX (US)

(73) Assignee: **RPX-LV Acquisition LLC**, Wilmington, DE (US)

(*) Notice: Subject to any disclaimer, the term of this patent is extended or adjusted under 35 U.S.C. 154(b) by 675 days.

This patent is subject to a terminal disclaimer.

(21) Appl. No.: **10/941,052**

(22) Filed: **Sep. 14, 2004**

(65) **Prior Publication Data**

US 2005/0114468 A1 May 26, 2005

Related U.S. Application Data

(63) Continuation of application No. 09/568,150, filed on May 10, 2000, now Pat. No. 6,792,452, which is a continuation-in-part of application No. 09/378,221, filed on Aug. 19, 1999, now Pat. No. 6,745,234, which is a continuation-in-part of application No. 09/151,471, filed on Sep. 11, 1998, now abandoned, and a continuation-in-part of application No. 09/151,530, filed on Sep. 11, 1998, now Pat. No. 6,098,106.

(51) **Int. Cl.**
G06F 15/16 (2006.01)

(52) **U.S. Cl.** **709/217; 709/218**

(58) **Field of Classification Search** **709/217-219; 707/203**

See application file for complete search history.

(56) **References Cited**

U.S. PATENT DOCUMENTS

3,668,312 A	6/1972	Yamamoto et al.
4,002,886 A	1/1977	Sundelin
4,042,792 A	8/1977	Pakenham et al.
4,365,148 A	12/1982	Whitney
4,621,250 A	11/1986	Schepers et al.

(Continued)

FOREIGN PATENT DOCUMENTS

EP	0 961 250 A2	12/1999
----	--------------	---------

(Continued)

OTHER PUBLICATIONS

“Group Decision Support System; Development and Application”, Energy Systems, James W. Thomas; Westinghouse, Pittsburgh, PA.

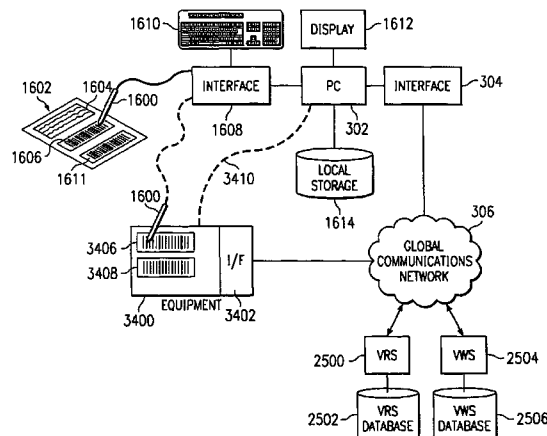
(Continued)

Primary Examiner—Krisna Lim
(74) *Attorney, Agent, or Firm*—Howison & Arnott, L.L.P.

(57) **ABSTRACT**

An architecture for automatically configuring equipment interfaced to a computer. A computer which is in communication with a network, is provided having the piece of equipment interfaced to the computer and having associated therewith one or more machine-resolvable codes (MRCs). The computer connects to a remote location disposed on the network in response to a select one of the one or more MRCs being read with a reader. Configuration information associated with the select one of the one or more MRCs is then transmitted from the remote location to the computer. The piece of equipment is then configured via the computer according to the configuration information.

36 Claims, 20 Drawing Sheets





(12) **United States Patent**
Philyaw et al.

(10) **Patent No.:** **US 7,548,988 B2**
(45) **Date of Patent:** ***Jun. 16, 2009**

- (54) **SOFTWARE DOWNLOADING USING A TELEVISION BROADCAST CHANNEL**
- (75) Inventors: **Jeffrey Jovan Philyaw**, Dallas, TX (US);
David Kent Mathews, Carrollton, TX (US)
- (73) Assignee: **RPX-LV Acquisition LLC**, Wilmington, DE (US)
- (*) Notice: Subject to any disclaimer, the term of this patent is extended or adjusted under 35 U.S.C. 154(b) by 0 days.

This patent is subject to a terminal disclaimer.

- (21) Appl. No.: **12/116,027**
- (22) Filed: **May 6, 2008**

- (65) **Prior Publication Data**
US 2008/0275998 A1 Nov. 6, 2008

- (63) **Related U.S. Application Data**
Continuation of application No. 09/417,863, filed on Oct. 13, 1999, now Pat. No. 7,370,114, which is a continuation-in-part of application No. 09/151,530, filed on Sep. 11, 1998, now Pat. No. 6,098,106.

- (51) **Int. Cl.**
G06F 15/16 (2006.01)
G06F 9/44 (2006.01)
H04N 7/173 (2006.01)
- (52) **U.S. Cl.** **709/231; 717/172; 725/97; 725/121**
- (58) **Field of Classification Search** **709/220, 709/221, 231; 717/172; 725/50, 97, 121, 725/132, 140, 152**

See application file for complete search history.

- (56) **References Cited**
U.S. PATENT DOCUMENTS
3,668,312 A 6/1972 Yamamoto et al.

(Continued)
FOREIGN PATENT DOCUMENTS
CA 2250450 4/1999

(Continued)
OTHER PUBLICATIONS
"Bar Code Method for Automating Catalog Orders," IBM Technical Disclosure Bulletin, No. 88A 61554, Sep. 1988, pp. 243-244.

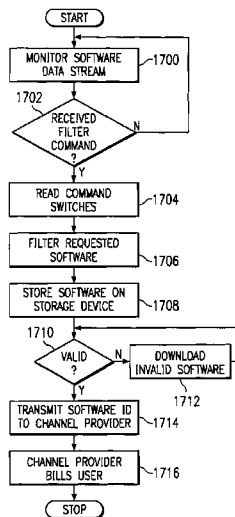
(Continued)

Primary Examiner—Douglas B Blair
(74) Attorney, Agent, or Firm—Howison & Arnott, L.L.P.

(57) **ABSTRACT**

A software distribution architecture having a television broadcast system as its infrastructure. Software from a software repository (1600) is mixed into a television broadcast system and transmitted into one or more selected channels at prescribed dates and times. An at-home subscriber, capable of receiving with a receiver (1608) the one or more select channels, switches to the one or more channels carrying the software distribution with a channel selector (1611). The subscriber, having programmed a controller (1616) with a programmer (1620) for the date, time, software ID, and channel of the software broadcast, then downloads the software package to a storage device (1622) for ultimate transfer to a PC (1624). A validation and accounting system (1628) then records the software download transaction and transmits this information over a PSTN (1632) to a provider accounting system (1630) such that the subscriber is billed for the software package which was downloaded.

30 Claims, 10 Drawing Sheets





(12) **United States Patent**
Philyaw et al.

(10) **Patent No.:** **US 7,536,478 B2**
(45) **Date of Patent:** ***May 19, 2009**

(54) **METHOD AND APPARATUS FOR OPENING AND LAUNCHING A WEB BROWSER IN RESPONSE TO AN AUDIBLE SIGNAL**

(75) Inventors: **Jeffrey Jovan Philyaw**, Dallas, TX (US);
David Kent Mathews, Carrollton, TX (US)

(73) Assignee: **RPX-IV Acquisition LLC**, Wilmington, DE (US)

(*) Notice: Subject to any disclaimer, the term of this patent is extended or adjusted under 35 U.S.C. 154(b) by 0 days.

This patent is subject to a terminal disclaimer.

(21) Appl. No.: **11/876,208**

(22) Filed: **Oct. 22, 2007**

(65) **Prior Publication Data**

US 2008/0133707 A1 Jun. 5, 2008

Related U.S. Application Data

(63) Continuation of application No. 11/006,324, filed on Dec. 7, 2004, now Pat. No. 7,287,091, which is a continuation of application No. 09/382,427, filed on Aug. 24, 1999, now Pat. No. 6,829,650, which is a continuation-in-part of application No. 09/378,221, filed on Aug. 19, 1999, now Pat. No. 6,745,234, which is a continuation-in-part of application No. 09/151,471, filed on Sep. 11, 1998, now abandoned, and a continuation-in-part of application No. 09/151,530, filed on Sep. 11, 1998, now Pat. No. 6,098,106.

(51) **Int. Cl.**
G06F 15/16 (2006.01)
G06F 15/173 (2006.01)

(52) **U.S. Cl.** **709/238**; 709/203; 709/217; 709/219

(58) **Field of Classification Search** 709/238
See application file for complete search history.

(56) **References Cited**

U.S. PATENT DOCUMENTS

3,668,312 A 6/1972 Yamamoto et al.

(Continued)

FOREIGN PATENT DOCUMENTS

DE 0 601 437 A1 6/1994

(Continued)

OTHER PUBLICATIONS

Thomas, James W. and Nagle, Joan G.; "Group Decision Support System: Development and Application", Energy Systems, Westinghouse Electric Corporation; Feb. 1989, IEEE, pp. 213-216. cited by other.

(Continued)

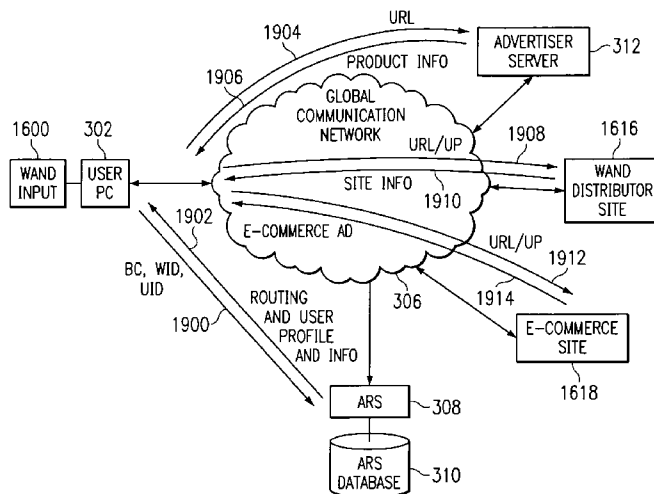
Primary Examiner—Paul H Kang

(74) *Attorney, Agent, or Firm*—Howison & Arnott, L.L.P.

(57) **ABSTRACT**

The present invention disclosed and claimed herein comprises a system and method for launching a web browser on a network comprising a computer having an all new input interface and a communication interface coupled to a computer network; said audio input coupled to the audio output of a source for receiving an audio signal having encoded therein a unique code that is associated with a predetermined destination on the network; and a program operable on said computer responsive to receipt and decoding of the audio signal received from the source for interacting with connections of the computer to a web site available on the computer network wherein the location of the predetermined destination is not stored in a computer.

7 Claims, 10 Drawing Sheets





(12) **United States Patent**
Philyaw et al.

(10) **Patent No.:** **US 7,533,177 B2**
(45) **Date of Patent:** ***May 12, 2009**

(54) **METHOD AND APPARATUS FOR ACCESSING A REMOTE LOCATION WITH AN OPTICAL READER HAVING A PROGRAMMABLE MEMORY SYSTEM**

(75) Inventors: **Jeffry Jovan Philyaw**, Dallas, TX (US);
Douglas L. Davis, Dallas, TX (US)

(73) Assignee: **RPX-LV Acquisition LLC**, Wilmington, DE (US)

(*) Notice: Subject to any disclaimer, the term of this patent is extended or adjusted under 35 U.S.C. 154(b) by 599 days.
This patent is subject to a terminal disclaimer.

(21) Appl. No.: **10/996,120**

(22) Filed: **Nov. 23, 2004**

(65) **Prior Publication Data**
US 2005/0108404 A1 May 19, 2005

Related U.S. Application Data

(63) Continuation of application No. 09/608,859, filed on Jun. 30, 2000, now Pat. No. 6,823,388, which is a continuation-in-part of application No. 09/602,468, filed on Jun. 23, 2000, now Pat. No. 6,754,698, which is a continuation-in-part of application No. 09/598,886, filed on Jun. 21, 2000, now Pat. No. 6,758,398, which is a continuation-in-part of application No. 09/580,848, filed on May 30, 2000, now Pat. No. 6,860,424, which is a continuation-in-part of application No. 09/378,221, filed on Aug. 19, 1999, now Pat. No. 6,745,234, which is a continuation-in-part of application No. 09/151,471, filed on Sep. 11, 1998, now abandoned, and a continuation-in-part of application No. 09/151,530, filed on Sep. 11, 1998, now Pat. No. 6,098,106.

(51) **Int. Cl.**
G06F 15/16 (2006.01)

(52) **U.S. Cl.** **709/227; 709/219; 709/225; 709/223; 709/235**

(58) **Field of Classification Search** **709/223, 709/225, 219, 235, 203, 453, 454**

See application file for complete search history.

(56) **References Cited**

U.S. PATENT DOCUMENTS

3,668,312 A 6/1972 Yamamoto et al. 348/17

(Continued)

FOREIGN PATENT DOCUMENTS

EP 0 961 250 A2 12/1999

(Continued)

OTHER PUBLICATIONS

“Group Decision Support System: Development and Application”, Energy Systems, Westinghouse, Pittsburgh, PA.

(Continued)

Primary Examiner—Ario Etienne

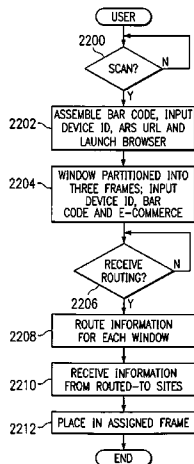
Assistant Examiner—Sahera Halim

(74) *Attorney, Agent, or Firm*—Howison & Arnott, L.L.P.

(57) **ABSTRACT**

A method of accessing a remote location on a network using an optical reader. The optical reader includes an optical scanning system, a programmable memory system and an output circuit and is user-switchable between a scan mode, a record mode and a playback mode. The optical reader transmits a code to a first computer disposed on the network. When the optical reader is in the scan mode, the code is indicative of information extracted from an encoded indicia just scanned by the optical scanning system. When the optical reader is in the playback mode, the code is indicative of information retrieved from a user-selectable memory in the programmable memory system. The information in the user-selectable memory was previously stored in the user-selectable memory after being extracted from an encoded indicia scanned by the optical scanning system when the reader was in the record mode. In response to the first computer receiving the code from the optical reader, a second computer disposed on the network is accessed. A lookup operation is performed at the second computer to match the code received from the optical reader with a routing information for a remote location on the network. The routing information is returned from the second computer to the first computer. The remote location on the network is then accessed in accordance with the routing information returned from the second computer.

19 Claims, 21 Drawing Sheets





(12) **United States Patent**
Philyaw et al.

(10) **Patent No.:** **US 7,526,532 B2**
(45) **Date of Patent:** **Apr. 28, 2009**

(54) **METHOD FOR INTERCONNECTING TWO LOCATIONS OVER A NETWORK IN RESPONSE TO USING A TOOL**

(75) Inventors: **Jeffry Jovan Philyaw**, Dallas, TX (US);
David Kent Mathews, Carrollton, TX (US)

(73) Assignee: **LV Partners, L.P.**, Dallas, TX (US)

(*) Notice: Subject to any disclaimer, the term of this patent is extended or adjusted under 35 U.S.C. 154(b) by 947 days.

(21) Appl. No.: **10/791,665**

(22) Filed: **Mar. 2, 2004**

(65) **Prior Publication Data**
US 2005/0021604 A1 Jan. 27, 2005

Related U.S. Application Data

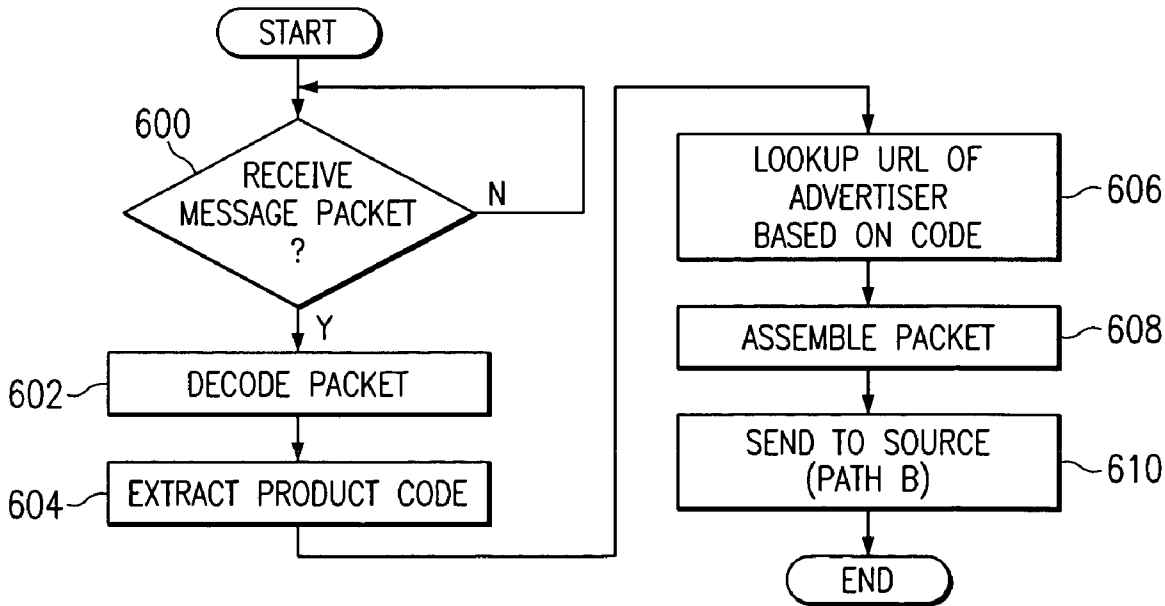
(63) Continuation of application No. 09/379,700, filed on Aug. 24, 1999, now Pat. No. 6,701,354, which is a continuation-in-part of application No. 09/378,221, filed on Aug. 19, 1999, now Pat. No. 6,745,234, which is a continuation-in-part of application No. 09/151,471, filed on Sep. 11, 1998, now abandoned, and a continuation-in-part of application No. 09/151,530, filed on Sep. 11, 1998, now Pat. No. 6,098,106.

(51) **Int. Cl.**
G06F 15/16 (2006.01)
(52) **U.S. Cl.** **709/219**; 709/236; 709/217;
709/207; 709/208; 709/203; 235/454
(58) **Field of Classification Search** 709/203,
709/208, 219
See application file for complete search history.

(56) **References Cited**
U.S. PATENT DOCUMENTS
6,701,354 B1 * 3/2004 Philyaw et al. 709/219
* cited by examiner
Primary Examiner—Nathan Flynn
Assistant Examiner—Jude J Jean Gilles
(74) *Attorney, Agent, or Firm*—Howison & Arnott, L.L.P.

(57) **ABSTRACT**
A method for accessing information over a network. A tool is utilized in conjunction with an operation on a user's processor at a user location on the network. The tool has associated therewith a unique tool ID. In response to utilizing the tool, the user's location is interconnected on the network to a predetermined destination at a remote location on the network, which destination has an association with the unique ID of the tool.

9 Claims, 10 Drawing Sheets





(12) **United States Patent**
Philyaw

(10) **Patent No.:** **US 7,523,161 B2**
(45) **Date of Patent:** ***Apr. 21, 2009**

(54) **CONTROL OF SOFTWARE INTERFACE WITH INFORMATION INPUT TO ACCESS WINDOW**

(75) Inventor: **Jeffrey Jovan Philyaw**, Dallas, TX (US)

(73) Assignee: **RPX-IV Acquisition LLC**, Wilmington, DE (US)

(*) Notice: Subject to any disclaimer, the term of this patent is extended or adjusted under 35 U.S.C. 154(b) by 490 days.

This patent is subject to a terminal disclaimer.

(21) Appl. No.: **11/039,154**

(22) Filed: **Jan. 18, 2005**

(65) **Prior Publication Data**

US 2005/0132003 A1 Jun. 16, 2005

Related U.S. Application Data

(63) Continuation of application No. 09/496,790, filed on Feb. 2, 2000, now Pat. No. 6,845,388, which is a continuation-in-part of application No. 09/378,221, filed on Aug. 19, 1999, now Pat. No. 6,745,234, which is a continuation-in-part of application No. 09/151,471, filed on Sep. 11, 1998, now abandoned, and a continuation-in-part of application No. 09/151,530, filed on Sep. 11, 1998, now Pat. No. 6,098,106.

(51) **Int. Cl.**
G06F 15/16 (2006.01)
G06F 17/30 (2006.01)

(52) **U.S. Cl.** **709/204; 709/229; 705/27**

(58) **Field of Classification Search** **709/204, 709/229; 705/27**

See application file for complete search history.

(56) **References Cited**

U.S. PATENT DOCUMENTS

3,668,312 A 6/1972 Yamamoto et al. 348/17

(Continued)

FOREIGN PATENT DOCUMENTS

EP 0 961 250 A2 12/1999

(Continued)

OTHER PUBLICATIONS

“Group Decision Support System: Development and Application”, Energy Systems, Westinghouse, Pittsburgh, PA, 1989.

(Continued)

Primary Examiner—William C Vaughn, Jr.

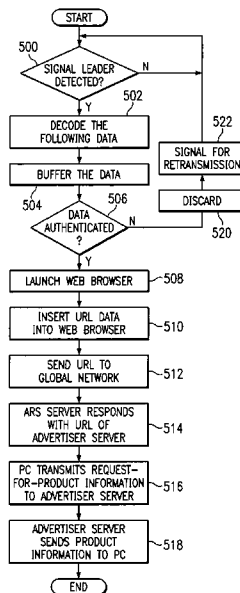
Assistant Examiner—Ninos Donabed

(74) *Attorney, Agent, or Firm*—Howison & Arnott, L.L.P.

(57) **ABSTRACT**

A method is disclosed for controlling the software interface of a user’s computing device to display information on a display in proximity to the physical location of the user’s computing device. The interface is operable to display to a user on the display at least one access window that is operable to access information about a product, which access window requires the user to input a unique string of characters associated with the product, which user’s computing device is connected to a network at a user location on the network. In response to the input of the unique string of characters, the user’s computing device is controlled from a remote intermediate location on the network to connect over the network to a content provider location on the network, which content provider has an associative relationship with the string of characters at the remote intermediate location on the network.

16 Claims, 11 Drawing Sheets





US007505922B1

(12) **United States Patent**
Philyaw

(10) **Patent No.:** **US 7,505,922 B1**
(45) **Date of Patent:** **Mar. 17, 2009**

(54) **METHOD AND APPARATUS FOR UTILIZING A UNIQUE TRANSACTION CODE TO UPDATE A MAGAZINE SUBSCRIPTION OVER THE INTERNET** 4,002,886 A 1/1977 Sundelin 235/61.7 R
4,042,792 A 8/1977 Pakenham et al. 179/90

(Continued)

(75) Inventor: **Jeffry Jovan Philyaw**, Dallas, TX (US)

FOREIGN PATENT DOCUMENTS

(73) Assignee: **LV Partners, L.P.**, Dallas, TX (US)

EP 0 961 250 A2 12/1999

(*) Notice: Subject to any disclaimer, the term of this patent is extended or adjusted under 35 U.S.C. 154(b) by 0 days.

(Continued)

OTHER PUBLICATIONS

(21) Appl. No.: **09/568,205**

Gooding, Mike, "Handheld Precision Test Data Collector", Autotestcon 97, 1997 IEEE Autotestcon Proceedings, pp. 323-326, Sep. 22-25, 1997, Anaheim, CA, USA, extracted on Internet on Aug. 2, 2002.*

(22) Filed: **May 9, 2000**

Related U.S. Application Data

(Continued)

(63) Continuation of application No. 09/378,221, filed on Aug. 19, 1999, now Pat. No. 6,745,234, which is a continuation-in-part of application No. 09/151,530, filed on Sep. 11, 1998, now Pat. No. 6,098,106, and a continuation-in-part of application No. 09/151,471, filed on Sep. 11, 1998, now abandoned.

Primary Examiner—Yogesh C Garg

(74) *Attorney, Agent, or Firm*—Howison & Arnott, L.L.P.

(51) **Int. Cl.**
G06Q 30/00 (2006.01)
G06F 17/30 (2006.01)

(57) **ABSTRACT**

(52) **U.S. Cl.** **705/26; 705/8; 705/14; 705/27; 707/3; 707/4; 707/5; 707/6; 707/10; 707/104.1; 709/217; 709/218; 709/223; 709/245**

The present invention disclosed herein comprises a method for completing an electronic commerce transaction over a global communication network initiated between a vendor and a potential consumer. The method includes the steps of associating a unique transaction code with the initiated transaction between the vendor and the potential consumer for use by the consumer in completing a specific electronic commerce transaction; associating in a reference server user information with the unique transaction code to provide a transaction packet; communicating the transaction packet to a remote vendor location from a user location; and completing the specific electronic commerce transaction upon receipt at the remote vendor location the transaction packet containing the user information in association with the unique transaction code.

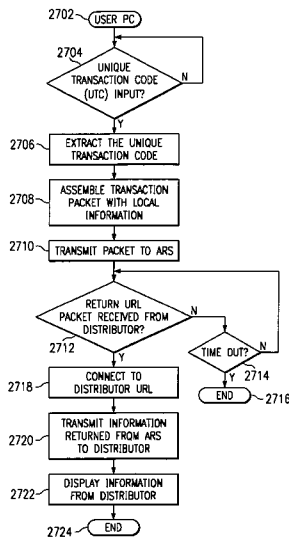
(58) **Field of Classification Search** **705/26, 705/27, 8, 14; 235/472.01, 472.02, 472.03; 707/3, 4, 5, 6, 10, 104.1; 709/217, 218, 223, 709/245; 370/362; 270/1.02, 1.03**
See application file for complete search history.

(56) **References Cited**

U.S. PATENT DOCUMENTS

3,668,312 A 6/1972 Yamamoto et al. 348/17

4 Claims, 15 Drawing Sheets





US007496638B2

(12) **United States Patent**
Philyaw

(10) **Patent No.:** **US 7,496,638 B2**
(45) **Date of Patent:** ***Feb. 24, 2009**

(54) **LAUNCHING A WEB SITE USING A PORTABLE SCANNER**

(58) **Field of Classification Search** 709/217,
709/228
See application file for complete search history.

(75) Inventor: **Jeffrey Jovan Philyaw**, Dallas, TX (US)

(56) **References Cited**

(73) Assignee: **RPX-LV Acquisition LLC**, Wilmington, DE (US)

U.S. PATENT DOCUMENTS

3,668,312 A 6/1972 Yamamoto et al.

(*) Notice: Subject to any disclaimer, the term of this patent is extended or adjusted under 35 U.S.C. 154(b) by 746 days.

(Continued)

FOREIGN PATENT DOCUMENTS

EP 0 961 250 A2 12/1999

(Continued)

This patent is subject to a terminal disclaimer.

OTHER PUBLICATIONS

(21) Appl. No.: **11/093,886**

“Group Decision Support System; Development and Application”, Energy Systems, James W. Thomas; Westinghouse, Pittsburgh, PA.

(22) Filed: **Mar. 29, 2005**

(Continued)

(65) **Prior Publication Data**

US 2005/0193125 A1 Sep. 1, 2005

Primary Examiner—William C Vaughn, Jr.

Assistant Examiner—Muktesh G Gupta

(74) *Attorney, Agent, or Firm*—Howison & Arnott, L.L.P.

Related U.S. Application Data

(63) Continuation of application No. 09/615,686, filed on Jun. 21, 2000, now Pat. No. 6,877,032, which is a continuation-in-part of application No. 09/580,848, filed on May 30, 2000, now Pat. No. 6,860,424, which is a continuation-in-part of application No. 09/378,221, filed on Aug. 19, 1999, now Pat. No. 6,745,234, which is a continuation-in-part of application No. 09/151,471, filed on Sep. 11, 1998, now abandoned, and a continuation-in-part of application No. 09/151,530, filed on Sep. 11, 1998, now Pat. No. 6,098,106.

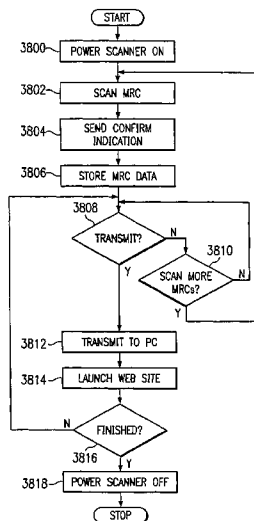
(57) **ABSTRACT**

A method for a user to access information on a network. Information from a machine recognizable code (MRC) (1606) is extracted at a user location, which MRC (1606) has associated therewith routing information to a remote location (312) on the network. The extracted information from the MRC (1606) is wirelessly transmitted to a network interface device (302) in response to the information being extracted. The remote location (312) associated with the extracted information from the MRC (1606) is then connected thereto from the user location and the information downloaded therefrom. The downloaded information is displayed on a display (1612) at the user location, such that when displayed, substantially immediate feedback is provided to the user in response to the MRC (1606) being scanned.

(51) **Int. Cl.**
G06F 15/16 (2006.01)
G06F 13/42 (2006.01)
G02B 26/10 (2006.01)
H04M 9/00 (2006.01)

(52) **U.S. Cl.** **709/217; 709/228; 340/825; 349/457; 235/462.25**

18 Claims, 18 Drawing Sheets





US007493384B1

(12) **United States Patent**
Philyaw

(10) **Patent No.:** **US 7,493,384 B1**
(45) **Date of Patent:** ***Feb. 17, 2009**

(54) CONTROLLING A PC USING A TONE FROM A CELLULAR TELEPHONE	4,621,259 A 11/1986 Schepers et al. 345/180 4,654,482 A 3/1987 DeAngelis 379/95 4,780,599 A 10/1988 Baus 235/383 4,785,296 A 11/1988 Tabata et al. 340/731 4,816,904 A 3/1989 McKenna et al. 348/13 4,817,136 A 3/1989 Rhoads 379/375 4,833,308 A 5/1989 Humble 235/383 4,841,132 A 6/1989 Kajitani et al. 235/472 4,845,634 A 7/1989 Vitek et al. 364/468
(75) Inventor: Jeffrey Jovan Philyaw , Dallas, TX (US)	
(73) Assignee: RPX-LV Acquisition LLC , Wilmington, DE (US)	
(*) Notice: Subject to any disclaimer, the term of this patent is extended or adjusted under 35 U.S.C. 154(b) by 1598 days.	

This patent is subject to a terminal disclaimer.

(Continued)

(21) Appl. No.: **09/602,034**

OTHER PUBLICATIONS

(22) Filed: **Jun. 23, 2000**

“Group Decision Support System: Development and Application”, Energy Systems, Westinghouse, Pittsburgh, PA.

Related U.S. Application Data

(Continued)

(63) Continuation-in-part of application No. 09/378,221, filed on Aug. 19, 1999, now Pat. No. 6,745,234, which is a continuation-in-part of application No. 09/151,530, filed on Sep. 11, 1998, now Pat. No. 6,098,106, and a continuation-in-part of application No. 09/151,471, filed on Sep. 11, 1998, now abandoned.

Primary Examiner—Lashonda T Jacobs
(74) *Attorney, Agent, or Firm*—Howison & Arnott, L.L.P.

(51) **Int. Cl.**
G06F 15/173 (2006.01)

(57) **ABSTRACT**

(52) **U.S. Cl.** **709/224; 709/203; 709/217; 709/223**
(58) **Field of Classification Search** **709/227, 709/200, 201, 203, 217–220, 223–224, 228, 709/231, 238, 245, 319; 455/404, 455, 456**
See application file for complete search history.

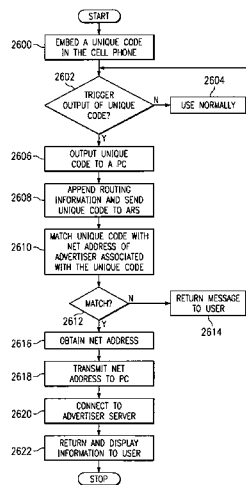
A method and apparatus for accessing information over a network (306) from a remote location (312) on the network (306) for delivery to a user PC (302). A cellular telephone (2500) is provided having a functional mode for web access over the network (306). A button (2502) on the phone is associated with the functional mode. The button on the phone (2500) is activated by a user to induce the functional mode when in proximity to the user PC (302). In response to activation of the functional mode, the user PC (302) is controlled to access information from the remote location (312) on the network (306) for delivery to the user PC (302) and display thereof to the user on a display (1612) associated with the user PC (302).

(56) **References Cited**

U.S. PATENT DOCUMENTS

3,668,312 A	6/1972	Yamamoto et al.	348/17
4,002,886 A	1/1977	Sundelin 235/61.7 R	
4,042,792 A	8/1977	Pakenham et al.	179/90
4,365,148 A	12/1982	Whitney 235/383	

16 Claims, 14 Drawing Sheets





US007493283B1

(12) **United States Patent**
Philyaw

(10) **Patent No.:** **US 7,493,283 B1**
(45) **Date of Patent:** **Feb. 17, 2009**

(54) **PERFORMING AN E-COMMERCE TRANSACTION FROM CREDIT CARD ACCOUNT INFORMATION RETRIEVED FROM A CREDIT CARD COMPANY WEB SITE**

FOREIGN PATENT DOCUMENTS

EP 0 927 945 A2 7/1999

(Continued)

(75) Inventor: **Jeffrey Jovan Philyaw**, Dallas, TX (US)

OTHER PUBLICATIONS

(73) Assignee: **RPX-LV Acquisition LLC**,
Wilmington, DE (US)

PacTel jumps back into electronic directory business with At Hand (Pacific Telesis's Web-based directory of advertising, business listing and advertising), Electronic Marketplace Report, v10, p. 3(1), Jul. 1996.*

(Continued)

(*) Notice: Subject to any disclaimer, the term of this patent is extended or adjusted under 35 U.S.C. 154(b) by 1774 days.

Primary Examiner—Jagdish N Patel
(74) *Attorney, Agent, or Firm*—Howison & Arnott, L.L.P.

(21) Appl. No.: **09/659,167**

(57) **ABSTRACT**

(22) Filed: **Sep. 11, 2000**

Related U.S. Application Data

(63) Continuation-in-part of application No. 09/382,422, filed on Aug. 24, 1999, now abandoned, which is a continuation-in-part of application No. 09/378,221, filed on Aug. 19, 1999, now Pat. No. 6,745,234, which is a continuation-in-part of application No. 09/151,471, filed on Sep. 11, 1998, now abandoned.

A method of conducting an e-commerce transaction on a global communication network (306) by using personal account information of a credit card retrieved from a credit card company server on the network (306). At a user location disposed on the network, a machine-resolvable code (MRC) (3402) of the credit card (3400) of a user is read with a reading device (3410). Coded information is extracted from the MRC (3402). Routing information associated with the coded information is obtained, which routing information corresponds to the personal account information of the user stored on a credit card company server (3300) disposed on the network (306). The user location connects to the credit card company server (3300) across the network (306) in accordance with the routing information. The personal account information is returned from the credit card company server (3300) to the user location. The personal account information is then presented to the user at the user location. A hyperlink to a vendor web site (3422) is provided in the personal account information for automatic connection of the user location to the vendor web site in response to selection thereof. Web site information of the vendor web site (3422) is displayed in response to the user selecting the hyperlink. The user can then purchase a product of the vendor web site (3422).

- (51) **Int. Cl.**
G06Q 40/00 (2006.01)
- (52) **U.S. Cl.** 705/39; 705/26
- (58) **Field of Classification Search** 705/39,
705/26

See application file for complete search history.

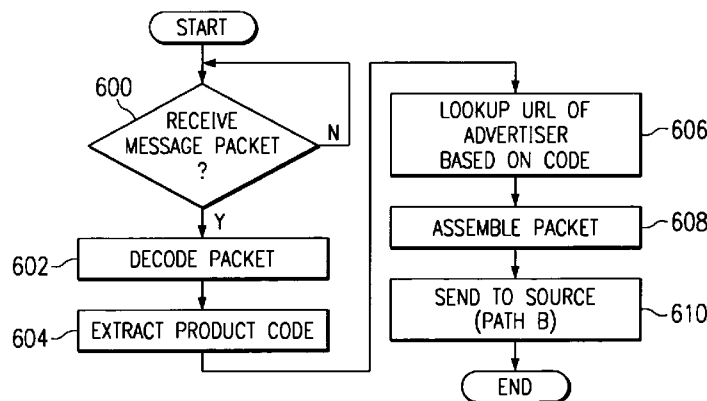
(56) **References Cited**

U.S. PATENT DOCUMENTS

3,668,312 A 6/1972 Yamamoto et al. 348/17

(Continued)

20 Claims, 22 Drawing Sheets





US008296440B2

(12) **United States Patent**
Philyaw et al.

(10) **Patent No.:** **US 8,296,440 B2**
(45) **Date of Patent:** ***Oct. 23, 2012**

(54) **METHOD AND APPARATUS FOR ACCESSING A REMOTE LOCATION WITH AN OPTICAL READER HAVING A PROGRAMMABLE MEMORY SYSTEM**

(75) Inventors: **Jeffry Jovan Philyaw**, Dallas, TX (US);
Douglas L. Davis, Dallas, TX (US)

(73) Assignee: **RPX Corporation**, San Francisco, CA (US)

(*) Notice: Subject to any disclaimer, the term of this patent is extended or adjusted under 35 U.S.C. 154(b) by 370 days.

This patent is subject to a terminal disclaimer.

(21) Appl. No.: **12/464,765**

(22) Filed: **May 12, 2009**

(65) **Prior Publication Data**

US 2009/0240816 A1 Sep. 24, 2009

Related U.S. Application Data

(63) Continuation of application No. 10/996,120, filed on Nov. 23, 2004, now Pat. No. 7,533,177, which is a continuation of application No. 09/608,859, filed on Jun. 30, 2000, now Pat. No. 6,823,388, which is a continuation-in-part of application No. 09/602,468, filed on Jun. 23, 2000, now Pat. No. 6,754,698, which is a continuation-in-part of application No. 09/598,886, filed on Jun. 21, 2000, now Pat. No. 6,758,398, which is a continuation-in-part of application No. 09/580,848, filed on May 30, 2000, now Pat. No. 6,860,424, which is a continuation-in-part of application No. 09/378,221, filed on Aug. 19, 1999, now Pat. No. 6,745,234, which is a continuation-in-part of application No. 09/151,471, filed on Sep. 11, 1998, now abandoned, and a continuation-in-part of application No. 09/151,530, filed on Sep. 11, 1998, now Pat. No. 6,098,106.

(51) **Int. Cl.**
G06F 15/16 (2006.01)

(52) **U.S. Cl.** **709/227; 709/217; 709/219; 709/223; 709/225; 709/229; 235/454**

(58) **Field of Classification Search** **709/227, 709/225, 223, 219**
See application file for complete search history.

(56) **References Cited**

U.S. PATENT DOCUMENTS

3,668,312 A 6/1972 Yamamoto et al.
(Continued)

FOREIGN PATENT DOCUMENTS

CA 2250450 4/1999
(Continued)

OTHER PUBLICATIONS

White, James J. and Summers, Robert S. Uniform Commercial Code. 4th Ed. West Publishing Co., St. Paul MN, 1995.
(Continued)

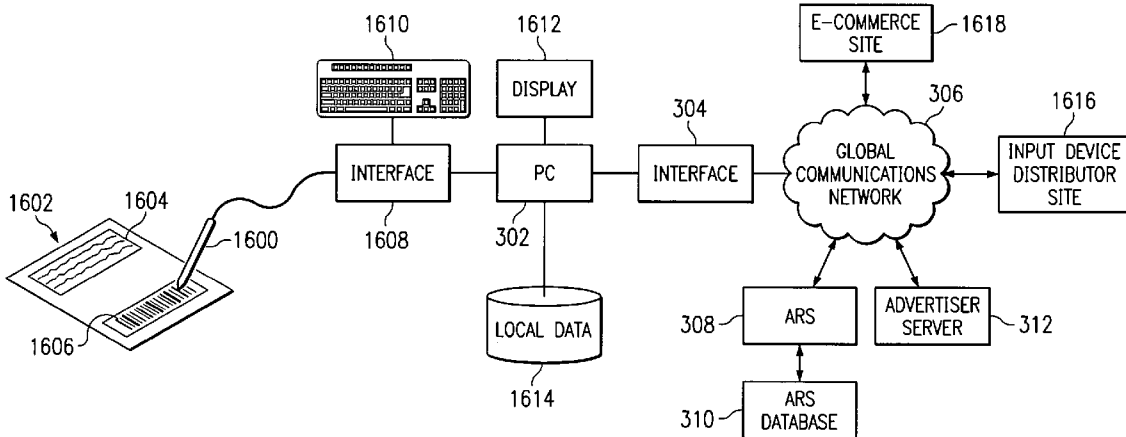
Primary Examiner — Yves Dalencourt

(74) *Attorney, Agent, or Firm* — Howison & Arnott, L.L.P.

(57) **ABSTRACT**

An optical reader for accessing a remote location on a network includes an optical scanning system, a memory system, an output circuit for interfacing to a first computer disposed on the network, and a switching device for switching between a scan mode, a record mode and a playback mode. The optical reader further includes a transmitter for transmitting code information representative of a code to the first computer. In the scan mode, the code information is indicative of information representative of an encoded indicia scanned by the optical scanning system. In the playback mode the code information is indicative of information retrieved from a user-selectable memory in the memory system. The code information is configured to cause the first computer to determine routing information to the remote location, and access the remote location on the network in accordance with the determined routing information.

19 Claims, 21 Drawing Sheets





US007487259B2

(12) **United States Patent**
Philyaw

(10) **Patent No.:** **US 7,487,259 B2**
(45) **Date of Patent:** ***Feb. 3, 2009**

(54) **METHOD AND APPARATUS FOR ALLOWING A REMOTE SITE TO INTERACT WITH AN INTERMEDIATE DATABASE TO FACILITATE ACCESS TO THE REMOTE SITE**

(58) **Field of Classification Search** 709/200–203, 709/217–227, 238–245; 705/9, 10, 14, 26, 705/28
See application file for complete search history.

(75) Inventor: **Jeffrey Jovan Philyaw**, Dallas, TX (US)

(56) **References Cited**

(73) Assignee: **RPX-LV Acquisition LLC**, Wilmington, DE (US)

U.S. PATENT DOCUMENTS

(*) Notice: Subject to any disclaimer, the term of this patent is extended or adjusted under 35 U.S.C. 154(b) by 222 days.

6,622,165 B1 * 9/2003 Philyaw 709/217
6,625,581 B1 * 9/2003 Perkowski 705/27
6,961,712 B1 * 11/2005 Perkowski 705/27

* cited by examiner

This patent is subject to a terminal disclaimer.

Primary Examiner—Moustafa M Meky

(74) *Attorney, Agent, or Firm*—Howison & Arnott, L.L.P.

(21) Appl. No.: **11/329,416**

(57) **ABSTRACT**

(22) Filed: **Jan. 10, 2006**

Method and apparatus for allowing a remote site to interact with an intermediate database to facilitate access to the remote site a method for delivering information from a source on a global communication network to destination location thereon. A unique code is associated with an advertising action associated with the source location. The unique code is stored in a database and routing information over the global communication network to a defined location on the global communication network for the source associated with the unique code in the database. The unique code is delivered to the user and then accessed of the database by the user results in retrieval of the routing information associated with the delivered unique code by the user. The destination location is connected to the defined source location associated with the delivered unique code in the database and in accordance with the associated routing information retrieved from the database. The associated routing information is changed in the database between the delivered unique code and another defined location on the global communication network in response to commands transferred to the database from the source location, such that a later access of the database will cause the accessing destination location to be routed to another defined location.

(65) **Prior Publication Data**

US 2006/0230166 A1 Oct. 12, 2006

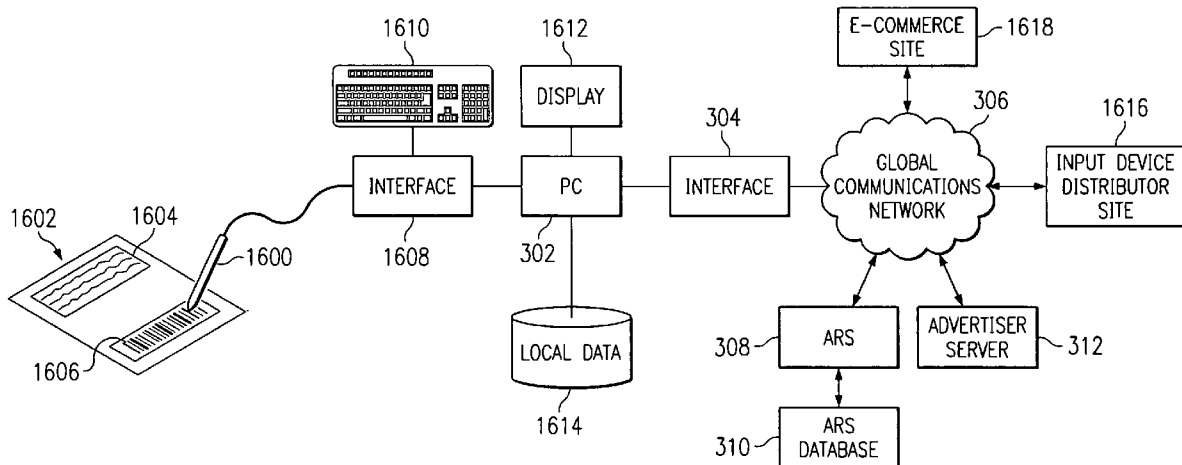
Related U.S. Application Data

(63) Continuation of application No. 10/664,201, filed on Sep. 16, 2003, now Pat. No. 6,985,962, which is a continuation of application No. 09/497,252, filed on Feb. 3, 2000, now Pat. No. 6,622,165, which is a continuation-in-part of application No. 09/378,221, filed on Aug. 19, 1999, now Pat. No. 6,745,234, which is a continuation-in-part of application No. 09/151,471, filed on Sep. 11, 1998, now abandoned, and a continuation-in-part of application No. 09/151,530, filed on Sep. 11, 1998, now Pat. No. 6,098,106.

(51) **Int. Cl.**
G06F 15/16 (2006.01)

(52) **U.S. Cl.** 709/238; 709/203; 709/217; 709/219; 709/227

15 Claims, 12 Drawing Sheets





US007440993B1

(12) **United States Patent**
Philyaw et al.

(10) **Patent No.:** **US 7,440,993 B1**
(45) **Date of Patent:** **Oct. 21, 2008**

(54) **METHOD AND APPARATUS FOR LAUNCHING A WEB BROWSER IN RESPONSE TO SCANNING OF PRODUCT INFORMATION**

4,785,296 A	11/1988	Tabata et al.	340/731
4,816,904 A	3/1989	McKenna et al.	358/84
4,817,136 A	3/1989	Rhoads	379/357
4,833,308 A	5/1989	Humble	235/383
4,841,132 A	6/1989	Kajitani et al.	235/472
4,845,634 A	7/1989	Vitek et al.	364/468

(75) Inventors: **Jeffry Jovan Philyaw**, Dallas, TX (US);
David Kent Mathews, Carrollton, TX (US)

(73) Assignee: **LV Partners, L.P.**, Dallas, TX (US)

(*) Notice: Subject to any disclaimer, the term of this patent is extended or adjusted under 35 U.S.C. 154(b) by 0 days.

(Continued)

FOREIGN PATENT DOCUMENTS

EP 0 961 250 A2 12/1999

(21) Appl. No.: **09/382,371**

(22) Filed: **Aug. 24, 1999**

(Continued)

Related U.S. Application Data

(63) Continuation-in-part of application No. 09/378,221, filed on Aug. 19, 1999, now Pat. No. 6,745,234, which is a continuation-in-part of application No. 09/151,471, filed on Sep. 11, 1998, now abandoned, and a continuation of application No. 09/151,530, filed on Sep. 11, 1998, now Pat. No. 6,098,106.

OTHER PUBLICATIONS

T. Berners-Lee et al., "Hypertext Transfer Protocol—HTTP/1.0", May 1996, Network Working Group, RFC1945, section 10.11.*

(Continued)

Primary Examiner—Robert B Harrell

(74) *Attorney, Agent, or Firm*—Howison & Arnott, L.L.P.

(51) **Int. Cl.**
G06F 13/00 (2006.01)

(52) **U.S. Cl.** **709/203**

(58) **Field of Classification Search** 709/245,
709/229, 217, 219, 203; 705/23, 20, 1, 26,
705/27; 235/375, 383, 472.03

(57) **ABSTRACT**

See application file for complete search history.

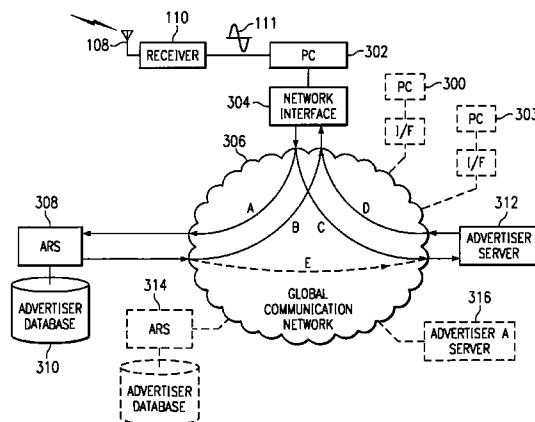
A method for interconnecting a user's location to a destination location on a network. The unique information is received at the user's location, which unique information has no associated routing information embedded therein. Network routing information is associated with the received unique information in response to receipt thereof. The user's location is then interconnected to the destination location across the network in accordance with the routing associated therewith in the step of associating.

(56) **References Cited**

U.S. PATENT DOCUMENTS

3,668,312 A	6/1972	Yamamoto et al.	178/6.8
4,002,886 A	1/1977	Sundelin	235/61.7 R
4,042,792 A	8/1977	Pakenham et al.	179/90
4,365,148 A	12/1982	Whitney	235/383
4,621,259 A	11/1986	Schepers et al.	340/707
4,654,482 A	3/1987	DeAngelis	379/95
4,780,599 A	10/1988	Baus	235/383

17 Claims, 10 Drawing Sheets



(12) **United States Patent**
Philyaw

(10) **Patent No.:** **US 7,437,475 B2**
(45) **Date of Patent:** **Oct. 14, 2008**

(54) **METHOD AND APPARATUS FOR UTILIZING AN AUDIBLY CODED SIGNAL TO CONDUCT COMMERCE OVER THE INTERNET**

(75) Inventor: **Jeffrey Jovan Philyaw**, Dallas, TX (US)

(73) Assignee: **LV Partners, L.P.**, Dallas, TX (US)

(*) Notice: Subject to any disclaimer, the term of this patent is extended or adjusted under 35 U.S.C. 154(b) by 1095 days.

(21) Appl. No.: **10/690,485**

(22) Filed: **Oct. 21, 2003**

(65) **Prior Publication Data**

US 2004/0210943 A1 Oct. 21, 2004

Related U.S. Application Data

(63) Continuation of application No. 09/491,089, filed on Jan. 20, 2000, now Pat. No. 6,636,896, which is a continuation-in-part of application No. 09/382,421, filed on Aug. 24, 1999, which is a continuation-in-part of application No. 09/378,221, filed on Aug. 19, 1999, now Pat. No. 6,745,234, which is a continuation-in-part of application No. 09/151,471, filed on Sep. 11, 1998, now abandoned, and a continuation-in-part of application No. 09/151,530, filed on Sep. 11, 1998, now Pat. No. 6,098,106.

(51) **Int. Cl.**

G06F 15/173 (2006.01)

G06F 12/00 (2006.01)

(52) **U.S. Cl.** **709/238; 370/310**

(58) **Field of Classification Search** **709/238, 709/217-219, 224, 239, 245, 250; 370/310**

See application file for complete search history.

(56) **References Cited**

U.S. PATENT DOCUMENTS

3,668,312 A 6/1972 Yamamoto et al.

(Continued)

FOREIGN PATENT DOCUMENTS

EP 0 961 250 A2 12/1999

(Continued)

OTHER PUBLICATIONS

"Group Decision Support System; Development and Application", Energy Systems, James W. Thomas; Westinghouse, Pittsburgh, PA.

(Continued)

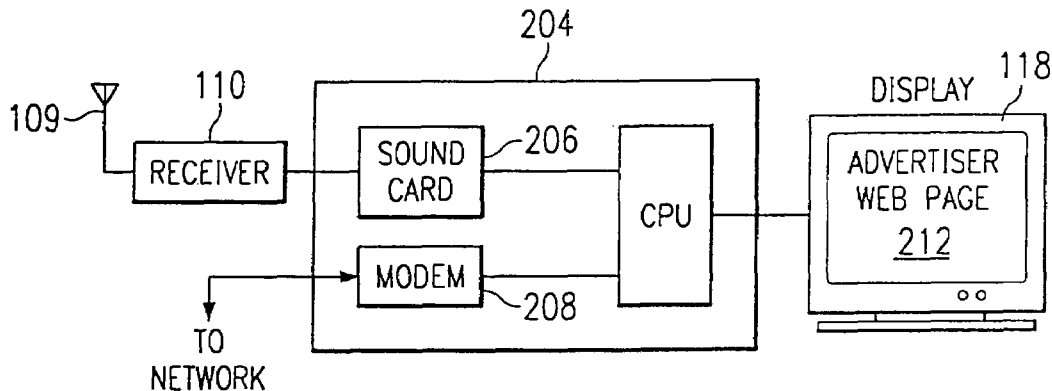
Primary Examiner—Zarni Maung

(74) *Attorney, Agent, or Firm*—Howison & Arnott, L.L.P.

(57) **ABSTRACT**

A Method and apparatus for utilizing a coded audio/video signal to conduct commerce over the Internet. Broadcast information is broadcast from a remote location on a secondary network containing video over the secondary network to a location thereon proximate the location of the user PC. Unique information is encoded in the broadcast information representative of a location on the primary network of the remote node. The broadcast information is received and displayed on a video display at the location on the secondary network proximate the user PC. The user PC is connected to the remote node utilizing the unique information, and in accordance thereto, in response to receiving the unique information encoded within the broadcast information broadcast over the secondary network. The user is prompted to interface with the user PC by displaying a video image on the video display at approximately the same time as broadcast of the unique information over the secondary network in association with the broadcast information.

22 Claims, 12 Drawing Sheets





US007428499B1

(12) **United States Patent**
Philyaw et al.

(10) **Patent No.:** **US 7,428,499 B1**
(45) **Date of Patent:** **Sep. 23, 2008**

(54) **INPUT DEVICE FOR ALLOWING INTERFACE TO A WEB SITE IN ASSOCIATION WITH A UNIQUE INPUT CODE**

(75) Inventors: **Jeffry Jovan Philyaw**, Dallas, TX (US);
David Kent Mathews, Carrollton, TX (US)

(73) Assignee: **LV Partners, L.P.**, Dallas, TX (US)

(*) Notice: Subject to any disclaimer, the term of this patent is extended or adjusted under 35 U.S.C. 154(b) by 0 days.

(21) Appl. No.: **09/494,924**

(22) Filed: **Feb. 1, 2000**

Related U.S. Application Data

(63) Continuation of application No. 09/378,221, filed on Aug. 19, 1999, now Pat. No. 6,745,234, which is a continuation-in-part of application No. 09/151,530, filed on Sep. 11, 1998, now Pat. No. 6,098,106, which is a continuation-in-part of application No. 09/151,471, filed on Sep. 11, 1998, now abandoned.

(51) **Int. Cl.**
G06Q 20/00 (2006.01)

(52) **U.S. Cl.** **705/23; 705/22; 705/28**

(58) **Field of Classification Search** **705/23**
See application file for complete search history.

(56) **References Cited**

U.S. PATENT DOCUMENTS

4,947,028	A *	8/1990	Gorog	235/380
5,774,874	A *	6/1998	Veeneman et al.	705/27
5,791,991	A *	8/1998	Small	463/41
5,804,803	A *	9/1998	Cragun et al.	235/375
5,832,449	A *	11/1998	Cunningham	705/3
5,850,187	A *	12/1998	Carrender et al.	340/825.54
5,913,210	A *	6/1999	Call	707/4
5,978,773	A *	11/1999	Hudetz et al.	705/23
5,991,601	A *	11/1999	Anderson	340/7.1

6,078,321	A *	6/2000	Simonoff et al.	345/335
6,098,106	A *	8/2000	Philyal et al.	709/238
6,134,548	A *	10/2000	Gottzman et al.	707/5
6,199,048	B1 *	3/2001	Hudetz et al.	705/23
6,220,509	B1 *	4/2001	Byford	235/375
6,311,214	B1 *	10/2001	Rhoads	709/217
6,321,991	B1 *	11/2001	Knowles	235/472.01
6,321,992	B1 *	11/2001	Knowles et al.	235/478.01
6,463,420	B1 *	10/2002	Guidice et al.	705/28

(Continued)

FOREIGN PATENT DOCUMENTS

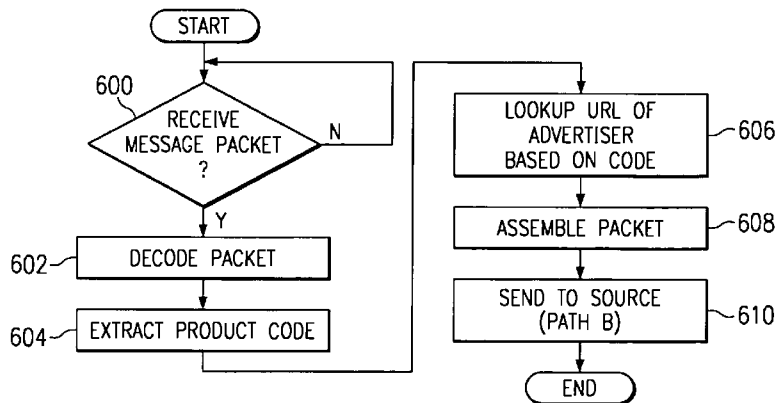
WO WO 00/54182 A1 * 9/2000

Primary Examiner—F. Zeender
Assistant Examiner—Christopher R. Buchanan
(74) *Attorney, Agent, or Firm*—Howison & Arnott, L.L.P.

(57) **ABSTRACT**

An input device for allowing interface to a web site in association with a unique input code. A method for interconnecting a first location on a global communication network with a second location thereon is disclosed. An input device is provided at the first location on the global communication network having associated therewith a unique input device ID. A product code disposed on a product is scanned with the input device, which product code is representative of the product in commercial transactions, the operation of scanning operable to extract the information contained in the product code to provide a unique value as an output. The unique value is then associated with the unique input device ID. In response to the operation of scanning and associating, the first location is connect to the second location.

6 Claims, 10 Drawing Sheets





US007424521B1

(12) **United States Patent**
Philyaw et al.

(10) **Patent No.:** **US 7,424,521 B1**
(45) **Date of Patent:** **Sep. 9, 2008**

(54) **METHOD USING DATABASE FOR FACILITATING COMPUTER BASED ACCESS TO A LOCATION ON A NETWORK AFTER SCANNING A BARCODE DISPOSED ON A PRODUCT**

4,002,886 A	1/1977	Sundelin	235/61.7 R
4,042,792 A	8/1977	Pakenham et al.	179/90
4,365,148 A	12/1982	Whitney	235/383
4,621,259 A	11/1986	Schepers et al.	340/707
4,654,482 A	3/1987	DeAngelis	379/95
4,780,599 A	10/1988	Baus	235/383

(75) Inventors: **Jeffry Jovan Philyaw**, Dallas, TX (US);
David Kent Mathews, Carrollton, TX (US)

(Continued)

FOREIGN PATENT DOCUMENTS

(73) Assignee: **LV Partners, L.P.**, Dallas, TX (US)

EP 0 961 250 A2 12/1999

(Continued)

(*) Notice: Subject to any disclaimer, the term of this patent is extended or adjusted under 35 U.S.C. 154(b) by 0 days.

OTHER PUBLICATIONS

(21) Appl. No.: **09/382,421**

"Group Decision Support System: Development and Application", Energy Systems, Westinghouse, Pittsburgh, PA, Feb. 1989.

(22) Filed: **Aug. 24, 1999**

(Continued)

Related U.S. Application Data

Primary Examiner—Le Luu

(74) Attorney, Agent, or Firm—Howison & Arnott, L.L.P.

(63) Continuation-in-part of application No. 09/378,221, filed on Aug. 19, 1999, now Pat. No. 6,745,234, which is a continuation-in-part of application No. 09/151,471, filed on Sep. 11, 1998, now abandoned, and a continuation-in-part of application No. 09/151,530, filed on Sep. 11, 1998, now Pat. No. 6,098,106.

(57)

ABSTRACT

A visual indicia for facilitating computer based access of a network by consumer. A machine readable code is disposed on a surface having encoded therein information as to a product or a surface, which machine readable code has no routing information contained therein to allow a user to access any location on a network. A visual indicia is disposed on the surface indicative of a relationship between the machine readable code and the presence of a location on a network. This allows this location on the network can be accessed by a computer having an appropriate input device for reading the machine readable code, such that reading of the machine readable code by the input device will connect the computer to the location.

(51) **Int. Cl.**

G06F 15/16 (2006.01)

(52) **U.S. Cl.** **709/219**; 709/217; 709/218

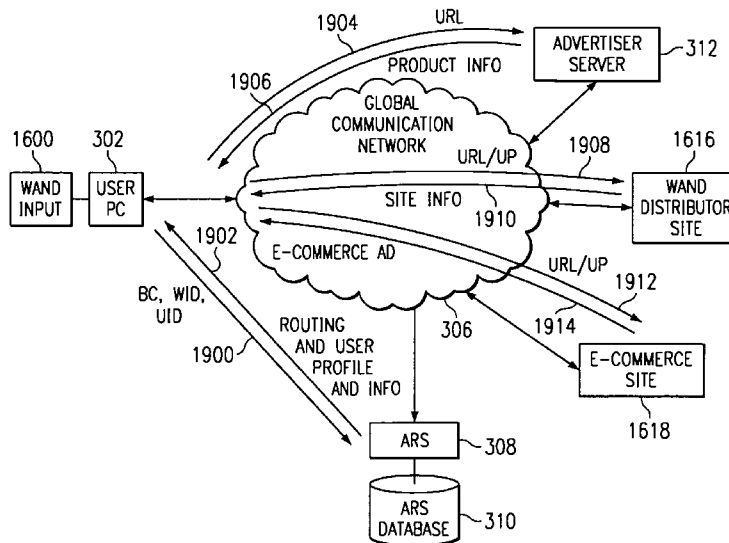
(58) **Field of Classification Search** 235/375, 235/427.01; 705/26, 20; 709/217, 219, 238
See application file for complete search history.

(56) **References Cited**

U.S. PATENT DOCUMENTS

3,668,312 A 6/1972 Yamamoto et al. 178/6.8

9 Claims, 10 Drawing Sheets





US007415511B2

(12) **United States Patent**
Philyaw et al.

(10) **Patent No.:** **US 7,415,511 B2**
(45) **Date of Patent:** ***Aug. 19, 2008**

(54) **METHOD FOR INTERFACING SCANNED PRODUCT INFORMATION WITH A SOURCE FOR THE PRODUCT OVER A GLOBAL NETWORK**

(56) **References Cited**

U.S. PATENT DOCUMENTS

3,668,312 A 6/1972 Yamamoto et al.

(Continued)

FOREIGN PATENT DOCUMENTS

EP 0 961 250 A2 12/1999

(Continued)

OTHER PUBLICATIONS

"Group Decision Support System; Development and Application", Energy Systems, James W. Thomas; Westinghouse, Pittsburgh, PA.

(Continued)

Primary Examiner—Paul H Kang

(74) *Attorney, Agent, or Firm*—Howison & Arnott, L.L.P.

(75) Inventors: **Jeffry Jovan Philyaw**, Dallas, TX (US);
David Kent Mathews, Carrollton, TX (US)

(73) Assignee: **LV Partners, L.P.**, Dallas, TX (US)

(*) Notice: Subject to any disclaimer, the term of this patent is extended or adjusted under 35 U.S.C. 154(b) by 433 days.

This patent is subject to a terminal disclaimer.

(21) Appl. No.: **10/984,600**

(22) Filed: **Nov. 9, 2004**

(65) **Prior Publication Data**

US 2005/0061876 A1 Mar. 24, 2005

Related U.S. Application Data

(63) Continuation of application No. 09/496,222, filed on Feb. 1, 2000, now Pat. No. 6,816,894, which is a continuation of application No. 09/378,221, filed on Aug. 19, 1999, now Pat. No. 6,745,234, which is a continuation-in-part of application No. 09/151,530, filed on Sep. 11, 1998, now Pat. No. 6,098,106, and a continuation-in-part of application No. 09/151,471, filed on Sep. 11, 1998, now abandoned.

(51) **Int. Cl.**

G06F 15/16 (2006.01)

G06F 15/173 (2006.01)

(52) **U.S. Cl.** **709/219**; 709/236; 709/238; 709/245

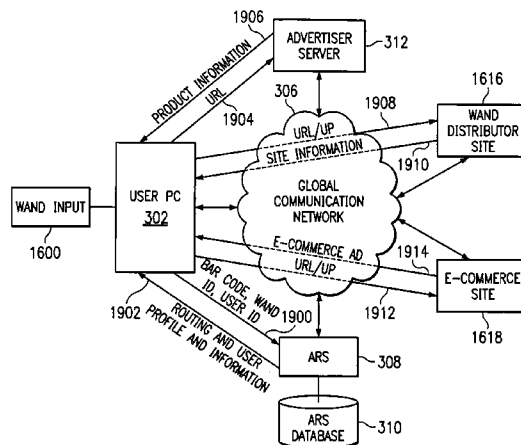
(58) **Field of Classification Search** 709/219, 709/236, 238, 245; 705/26, 27; 235/462.15, 235/462.08, 462.25, 472.01

See application file for complete search history.

(57) **ABSTRACT**

A method for interfacing scanned product information with a source for the product over a global network. A method is provided for obtaining information regarding the source of a product from a remote information source location on a global communication network utilizing a product code associated with the product and unique thereto. The product code associated with the product is scanned with a scanner at a user location on the global communication network to extract the information contained in the unique product code therefrom. A unique scan ID code is associated with the scanning operation and a packet of information assembled that is comprised of the extracted product code and the unique scan ID code to provide a routing packet. The user location is then connected to the remote information source location utilizing the routing packet and in response to the step of scanning, wherein the routing packet is representative of the location of the remote information source location on the global communication network through an association with a routing table.

10 Claims, 10 Drawing Sheets





US007412666B2

(12) **United States Patent**
Philyaw

(10) **Patent No.:** **US 7,412,666 B2**
(45) **Date of Patent:** ***Aug. 12, 2008**

(54) **METHOD FOR CONDUCTING A CONTEST USING A NETWORK**

FOREIGN PATENT DOCUMENTS

(75) Inventor: **Jeffrey Jovan Philyaw**, Dallas, TX (US)

EP 0 961 250 A2 12/1999

(73) Assignee: **LV Partners, L.P.**, Dallas, TX (US)

(Continued)

(*) Notice: Subject to any disclaimer, the term of this patent is extended or adjusted under 35 U.S.C. 154(b) by 403 days.

OTHER PUBLICATIONS

This patent is subject to a terminal disclaimer.

“Group Decision Support System; Development and Application”, Energy Systems, James W. Thomas; Westinghouse, Pittsburgh, PA.

(Continued)

(21) Appl. No.: **10/940,585**

Primary Examiner—Weilun Lo
Assistant Examiner—John M Heffington

(22) Filed: **Sep. 14, 2004**

(74) Attorney, Agent, or Firm—Howison & Arnott, L.L.P.

(65) **Prior Publication Data**

(57) **ABSTRACT**

US 2005/0108659 A1 May 19, 2005

Related U.S. Application Data

(63) Continuation of application No. 09/594,276, filed on Jun. 15, 2000, now Pat. No. 6,791,588, which is a continuation-in-part of application No. 09/568,754, filed on May 11, 2000, now Pat. No. 6,631,404, which is a continuation-in-part of application No. 09/378,221, filed on Aug. 19, 1999, now Pat. No. 6,745,234, which is a continuation-in-part of application No. 09/151,471, filed on Sep. 11, 1998, now abandoned, and a continuation-in-part of application No. 09/151,530, filed on Sep. 11, 1998, now Pat. No. 6,098,106.

A method for conducting a contest using a network is provided. A plurality of pick spaces, a virtual display fixture, and a plurality of virtual articles of commerce are displayed on the screen of a user computer. The user computer is disposed at a user site and operably connected to the network. Initially, the virtual articles of commerce are arrayed on the virtual display fixture. At least one of the plurality of virtual articles moves across the screen from an initial position on the virtual display fixture. Each of such moving virtual articles has a virtual target region defined thereon. Each of the virtual target regions is at least periodically visible on the associated virtual article. Each time that a screen cursor is positioned on the visible virtual target region of a moving virtual article and a pointing device operably connected to the computer is simultaneously triggered, a particular character chosen from a plurality of available characters is assigned to a successive one of the plurality of pick spaces. Thereafter, the assigned character is displayed in the corresponding pick space. When each pick space displays an assigned character, an entry data packet is assembled including data indicative of the assigned character in each of the plurality of pick spaces. The entry data packet is transmitted from the user computer across the network to a remote site.

(51) **Int. Cl.**

G06F 3/048 (2006.01)

(52) **U.S. Cl.** **715/852**; 715/862

(58) **Field of Classification Search** 273/269;
463/59

See application file for complete search history.

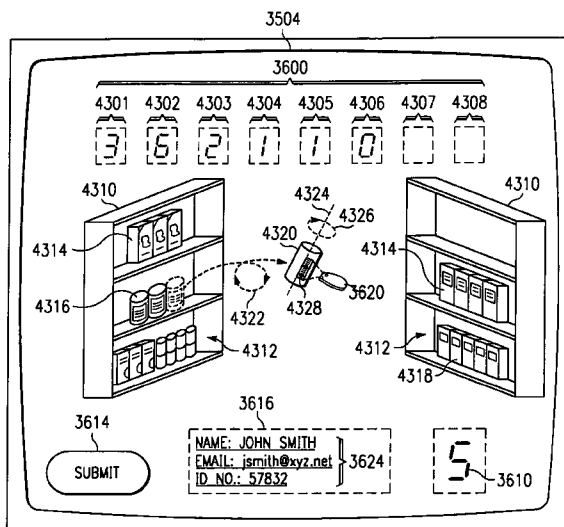
(56) **References Cited**

U.S. PATENT DOCUMENTS

3,668,312 A * 6/1972 Yamamoto et al. 348/14.12

(Continued)

17 Claims, 20 Drawing Sheets





US007398548B2

(12) **United States Patent**
Philyaw et al.

(10) **Patent No.:** **US 7,398,548 B2**
(45) **Date of Patent:** **Jul. 8, 2008**

(54) **METHOD AND APPARATUS FOR CONTROLLING A USER'S PC THROUGH A BROADCAST COMMUNICATION TO ARCHIVE INFORMATION IN THE USER'S PC**

(52) **U.S. Cl.** 726/3; 380/211
(58) **Field of Classification Search** None
See application file for complete search history.

(75) Inventors: **Jeffry Jovan Philyaw**, Dallas, TX (US);
David Kent Mathews, Carrollton, TX (US)

(56) **References Cited**

U.S. PATENT DOCUMENTS

(73) Assignee: **LV Partners, L.P.**, Dallas, TX (US)

3,668,312	A *	6/1972	Yamamoto et al.	348/14.12
4,002,886	A *	1/1977	Sundelin	235/383
4,042,792	A *	8/1977	Pakenham et al.	379/357.04
4,365,148	A *	12/1982	Whitney	235/383
4,621,259	A *	11/1986	Schepers et al.	345/180
4,654,482	A *	3/1987	DeAngelis	379/93.12
4,780,599	A *	10/1988	Baus	235/383
4,785,296	A *	11/1988	Tabata et al.	345/634
4,816,904	A *	3/1989	McKenna et al.	725/11
4,817,136	A *	3/1989	Rhoads	379/357.01

(*) Notice: Subject to any disclaimer, the term of this patent is extended or adjusted under 35 U.S.C. 154(b) by 0 days.

(21) Appl. No.: **11/426,897**

(Continued)

(22) Filed: **Jun. 27, 2006**

Primary Examiner—Benjamin E Lanier

(65) **Prior Publication Data**

(74) *Attorney, Agent, or Firm*—Howison & Arnott, L.L.P.

US 2007/0124417 A1 May 31, 2007

Related U.S. Application Data

(57) **ABSTRACT**

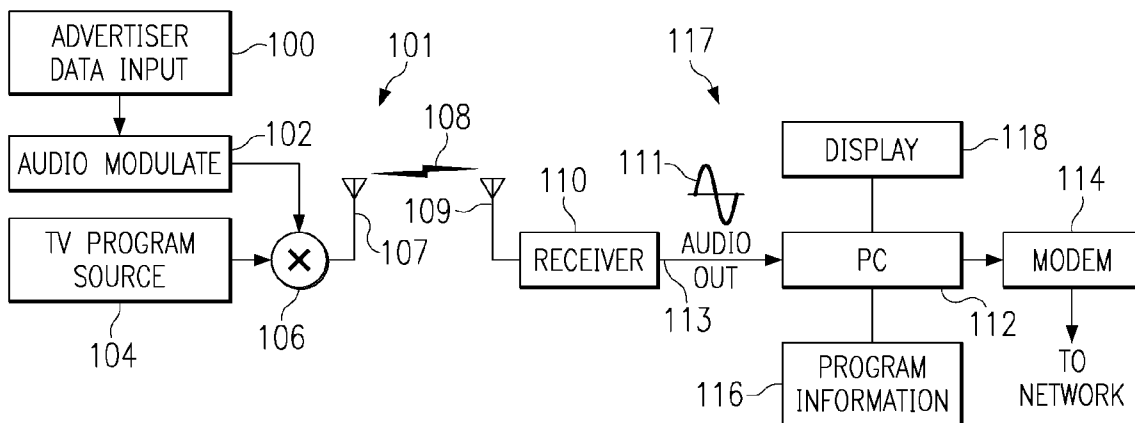
(63) Continuation of application No. 10/785,377, filed on Feb. 24, 2004, now Pat. No. 7,069,582, which is a continuation of application No. 09/382,376, filed on Aug. 24, 1999, now Pat. No. 6,697,949, which is a continuation-in-part of application No. 09/378,221, filed on Aug. 19, 1999, now Pat. No. 6,745,234, and a continuation-in-part of application No. 09/151,530, filed on Sep. 11, 1998, now Pat. No. 6,098,106, which is a continuation-in-part of application No. 09/151,471, filed on Sep. 11, 1998, now abandoned.

A method for allowing a consumer to access an advertiser's location over a global communication network. A normal broadcast program is broadcast to a class of consumers having a unique signal embedded therein, which unique signal embedded therein is associated with a particular advertiser and a predetermined location on the network. Additionally, the unique signal has encoded therein a unique code that correlates with the location of this predetermined location on the network. When the unique signal is received at a consumer's location, the unique signal is decoded to extract therefrom the unique code. In response to this decoding, routing information to the predetermined location on the network from a consumer's computer on the network at the consumer's location is determined. This determined routing information is then archived in the consumer's computer.

(51) **Int. Cl.**

G06F 7/04	(2006.01)
G06F 7/58	(2006.01)
G06F 17/30	(2006.01)
G06K 9/00	(2006.01)
G06K 19/00	(2006.01)

16 Claims, 10 Drawing Sheets



(12) **United States Patent**
Philyaw

(10) **Patent No.:** **US 7,392,945 B1**
(45) **Date of Patent:** **Jul. 1, 2008**

(54) **PORTABLE SCANNER FOR ENABLING
AUTOMATIC COMMERCE TRANSACTIONS**

4,654,482 A	3/1987	DeAngelis	379/95
4,780,599 A	10/1988	Baus	235/383
4,785,296 A	11/1988	Tabata et al.	340/731
4,816,904 A	3/1989	McKenna et al.	348/13
4,817,136 A	3/1989	Rhoads	379/375

(75) Inventor: **Jeffrey Jovan Philyaw**, Dallas, TX (US)

(73) Assignee: **LV Partners, L.P.**, Dallas, TX (US)

(*) Notice: Subject to any disclaimer, the term of this patent is extended or adjusted under 35 U.S.C. 154(b) by 0 days.

(Continued)
FOREIGN PATENT DOCUMENTS
EP 0 961 250 A2 12/1999
(Continued)

(21) Appl. No.: **09/597,131**

(22) Filed: **Jun. 20, 2000**

OTHER PUBLICATIONS
White, Ron, How Computers Work, Millennium Ed. Que Corporation, Sept. 1999.*
(Continued)

Related U.S. Application Data

(63) Continuation-in-part of application No. 09/378,221, filed on Aug. 19, 1999, now Pat. No. 6,745,234, which is a continuation-in-part of application No. 09/151,471, filed on Sep. 11, 1998, application No. 09/597,131, which is a continuation-in-part of application No. 09/151,530, filed on Sep. 11, 1998, now Pat. No. 6,098,106.

(Continued)
Primary Examiner—Andrew Joseph Rudy
(74) *Attorney, Agent, or Firm*—Howison & Arnott, L.L.P.

(51) **Int. Cl.**
G06K 15/00 (2006.01)

(52) **U.S. Cl.** **235/383; 235/470; 340/5.81; 705/1**

(58) **Field of Classification Search** **235/383, 235/385, 470; 340/5.81; 705/1, 17, 26**
See application file for complete search history.

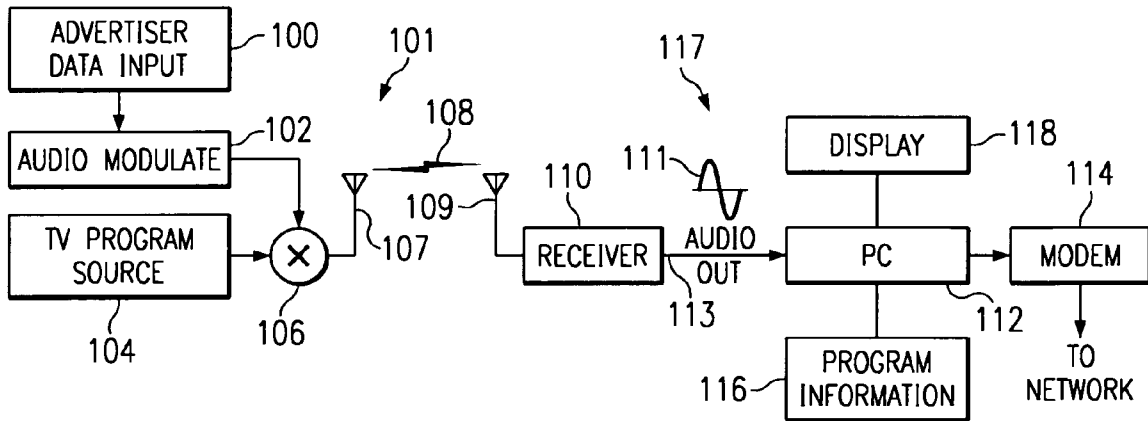
(57) **ABSTRACT**
A method for initiating and completing a commercial transaction to acquire an article of commerce (2502). The article of commerce (2502) has associated therewith a machine resolvable code (MRC) (2504). The MRC (2504) has encoded therein information relating to the article of commerce (2502). The encoded information in the MRC (2504) is extracted therefrom and unique identification information associated with a user is obtained. The encoded information from the MRC (2504) is stored in a temporary buffer. After the encoded information from the MRC (2504) is stored and the unique identification information associated with a user is obtained, it is transferred to a retail processing system (1612). In response to the retail processing system (1612) receiving the encoded information from the MRC (2504) and the transferred unique identification of the user, ownership of the article of commerce (2502) is transferred to the user.

(56) **References Cited**

U.S. PATENT DOCUMENTS

3,668,312 A	6/1972	Yamamoto et al.	348/17
4,002,886 A	1/1977	Sundelin	235/61.7 R
4,042,792 A	8/1977	Pakenham et al.	179/90
4,365,148 A	12/1982	Whitney	235/383
4,621,259 A	11/1986	Schepers et al.	345/180

22 Claims, 15 Drawing Sheets





US008069098B2

(12) **United States Patent**
Philyaw et al.

(10) **Patent No.:** **US 8,069,098 B2**
(45) **Date of Patent:** **Nov. 29, 2011**

(54) **INPUT DEVICE FOR ALLOWING INTERFACE TO A WEB SITE IN ASSOCIATION WITH A UNIQUE INPUT CODE**

FOREIGN PATENT DOCUMENTS

CA 2250450 4/1999
(Continued)

(75) Inventors: **Jeffrey Jovan Philyaw**, Dallas, TX (US);
David Kent Mathews, Carrollton, TX (US)

OTHER PUBLICATIONS

“Bar Code Method for Automating Catalog Orders,” IBM Technical Disclosure Bulletin, No. 88A 61554, Sep. 1988, pp. 243-244.
Bragg, Steven M., Accounting Best Practices, John Wiley and Sons, Inc., 1999.

(73) Assignee: **RPX-IV Acquisition LLC**, Wilmington, DE (US)

Curtis, S.P.; “Transponder technologies, applications and benefits” Use of Electronic Transponders in Automation, IEEE Colloquium on, Feb. 15, 1989 pp. 2/1-2/18.

(*) Notice: Subject to any disclaimer, the term of this patent is extended or adjusted under 35 U.S.C. 154(b) by 618 days.

Defler, Frank J. et. al. How Networks Work, Millennium Ed., Que Corporation, Nov. 2000.

(21) Appl. No.: **12/235,456**

(Continued)

(22) Filed: **Sep. 22, 2008**

(65) **Prior Publication Data**

US 2009/0106450 A1 Apr. 23, 2009

Related U.S. Application Data

(63) Continuation of application No. 09/494,924, filed on Feb. 1, 2000, now Pat. No. 7,428,499, which is a continuation of application No. 09/378,221, filed on Aug. 19, 1999, now Pat. No. 6,745,234, which is a continuation-in-part of application No. 09/151,471, filed on Sep. 11, 1998, now abandoned, and a continuation-in-part of application No. 09/151,530, filed on Sep. 11, 1998, now Pat. No. 6,098,106.

Primary Examiner — F. Zeender

Assistant Examiner — Christopher Buchanan

(74) Attorney, Agent, or Firm — Howison & Arnott, L.L.P.

(51) **Int. Cl.**
G06Q 10/00 (2006.01)

(52) **U.S. Cl.** **705/28; 705/22; 705/23**

(58) **Field of Classification Search** None
See application file for complete search history.

(57) **ABSTRACT**

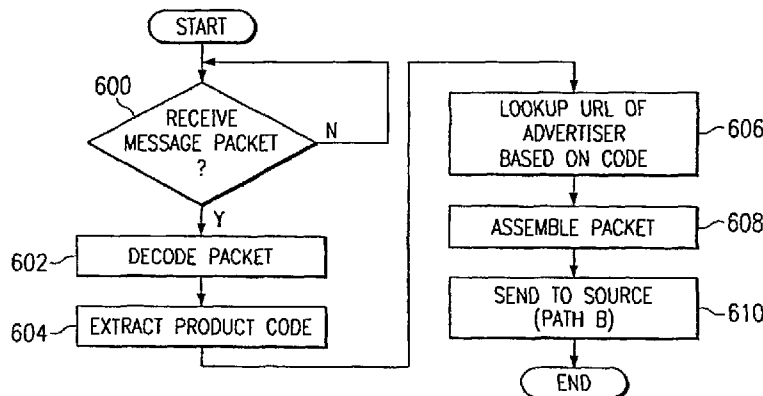
An input device for allowing interface to a web site in association with a unique input code. A method for interconnecting a first location on a global communication network with a second location thereon is disclosed. An input device is provided at the first location on the global communication network having associated therewith a unique input device ID. A product code disposed on a product is scanned with the input device, which product code is representative of the product in commercial transactions, the operation of scanning operable to extract the information contained in the product code to provide a unique value as an output. The unique value is then associated with the unique input device ID. In response to the operation of scanning and associating, the first location is connected to the second location.

(56) **References Cited**

U.S. PATENT DOCUMENTS

3,668,312 A 6/1972 Yamamoto et al.
(Continued)

20 Claims, 10 Drawing Sheets





(12) **United States Patent**
Philyaw

(10) **Patent No.:** **US 7,392,312 B1**
(45) **Date of Patent:** **Jun. 24, 2008**

- (54) **METHOD FOR UTILIZING VISUAL CUE IN CONJUNCTION WITH WEB ACCESS**
- (75) Inventor: **Jeffrey Jovan Philyaw**, Dallas, TX (US)
- (73) Assignee: **LV Partners, L.P.**, Dallas, TX (US)
- (*) Notice: Subject to any disclaimer, the term of this patent is extended or adjusted under 35 U.S.C. 154(b) by 525 days.
- (21) Appl. No.: **09/705,514**
- (22) Filed: **Nov. 2, 2000**

Related U.S. Application Data

- (63) Continuation-in-part of application No. 09/382,421, filed on Aug. 24, 1999, which is a continuation-in-part of application No. 09/378,221, filed on Aug. 19, 1999, now Pat. No. 6,745,234, which is a continuation-in-part of application No. 09/151,471, filed on Sep. 11, 1998, now abandoned, and a continuation-in-part of application No. 09/151,530, filed on Sep. 11, 1998, now Pat. No. 6,098,106.

(51) **Int. Cl.**

- G06F 15/173** (2006.01)
- G06F 15/16** (2006.01)
- G06F 3/048** (2006.01)
- H04N 7/16** (2006.01)
- H04N 7/173** (2006.01)
- G06F 3/00** (2006.01)
- H04N 9/00** (2006.01)

- (52) **U.S. Cl.** **709/225**; 709/203; 709/218; 709/219; 709/231; 725/15; 725/112; 725/113; 725/116; 715/718; 715/861

- (58) **Field of Classification Search** 709/203, 709/217-219, 225, 231; 725/13-21, 109-117; 715/513, 514, 716-718, 861

See application file for complete search history.

(56) **References Cited**

U.S. PATENT DOCUMENTS

- 3,668,312 A 6/1972 Yamamoto et al.
- 4,002,886 A 1/1977 Sundelin
- 4,042,792 A 8/1977 Pakenham et al.
- 4,365,148 A 12/1982 Whitney
- 4,538,174 A * 8/1985 Gargini et al. 725/120
- 4,621,250 A 11/1986 Schepers et al.
- 4,654,482 A 3/1987 DeAngelis
- 4,780,599 A 10/1988 Baus
- 4,785,296 A 11/1988 Tabata et al.
- 4,816,904 A 3/1989 McKenna et al.
- 4,817,136 A 3/1989 Rhoads

(Continued)

FOREIGN PATENT DOCUMENTS

- EP 0 961 250 A2 12/1999

(Continued)

OTHER PUBLICATIONS

Edwards, W. Keith et al. "Systematic Output Modification in a 2D User Interface Toolkit," Proceedings of the 10th ACM Symposium on User Interface Software and Technology (UIST '97), Oct. 14-17, 1997, pp. 1-8.*

(Continued)

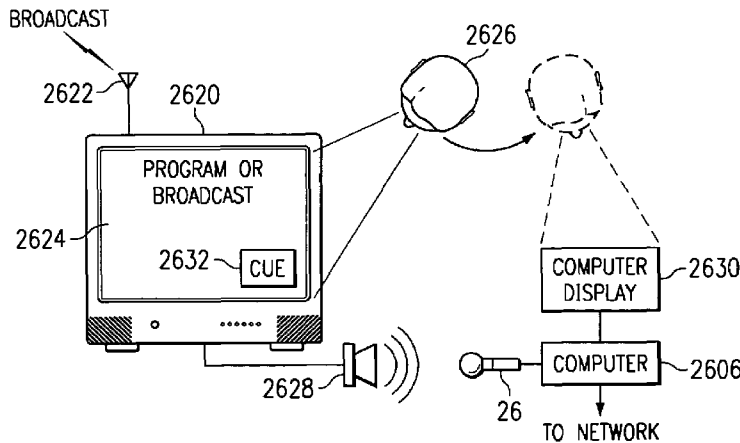
Primary Examiner—Jason D Cardone
Assistant Examiner—Melvin H Pollack

(74) *Attorney, Agent, or Firm*—Howison & Arnott, L.L.P.

(57) **ABSTRACT**

The use of a visual indicia or cue facilitates computer based access of a network by a consumer witnessing a presentation. A visual indicia or cue is provided during the presentation indicative of a relationship between the visual indicia or cue in the presence of a location on a network. This allows this location on the network to be accessed by a computer having an appropriate input device for responding to a released control signal associated with the visual indicia or cue wherein such response of the input device will connect the computer to the location.

18 Claims, 12 Drawing Sheets





US007392285B2

(12) **United States Patent**
Philyaw

(10) **Patent No.:** **US 7,392,285 B2**
(45) **Date of Patent:** ***Jun. 24, 2008**

(54) **METHOD FOR CONDUCTING A CONTEST USING A NETWORK**

4,002,886 A	1/1977	Sundelin	235/61.7 R
4,042,792 A	8/1977	Pakenham et al.	179/90
4,365,148 A	12/1982	Whitney	235/383
4,621,259 A	11/1986	Schepers et al.	345/180
4,654,482 A	3/1987	DeAngelis	379/95

(75) Inventor: **Jeffry Jovan Philyaw**, Dallas, TX (US)

(73) Assignee: **LV Partners, L.P.**, Dallas, TX (US)

(Continued)

(*) Notice: Subject to any disclaimer, the term of this patent is extended or adjusted under 35 U.S.C. 154(b) by 660 days.

FOREIGN PATENT DOCUMENTS

EP 0 961 250 A2 12/1999

(Continued)

This patent is subject to a terminal disclaimer.

OTHER PUBLICATIONS

"Group Decision Support System: Development and Application", Energy Systems, Westinghouse, Pittsburgh, PA.

(Continued)

(21) Appl. No.: **10/690,223**

(22) Filed: **Oct. 21, 2003**

(65) **Prior Publication Data**

US 2005/0004981 A1 Jan. 6, 2005

Primary Examiner—Salad Abdullahi

(74) *Attorney, Agent, or Firm*—Howison & Arnott, L.L.P.

Related U.S. Application Data

(57)

ABSTRACT

(63) Continuation of application No. 09/594,292, filed on Jun. 15, 2000, now Pat. No. 6,636,892, which is a continuation-in-part of application No. 09/568,754, filed on May 11, 2000, now Pat. No. 6,631,404, which is a continuation-in-part of application No. 09/378,221, filed on Aug. 19, 1999, now Pat. No. 6,745,234, which is a continuation-in-part of application No. 09/151,471, filed on Sep. 11, 1998, now abandoned, and a continuation-in-part of application No. 09/151,530, filed on Sep. 11, 1998, now Pat. No. 6,098,106.

A method for conducting a contest using a network is provided. A plurality of pick spaces and a rolling counter are displayed on a screen of a computer operably connected to the network at a user site. The rolling counter constitutes successive ones of a plurality of available characters, each character being displayed for a preselected duration. Each time the user performs a predefined selection action, the then-displayed character of the rolling counter is assigned to a successive one of the plurality of pick spaces, and thereafter the assigned character is displayed in the corresponding pick space. When each pick space displays an assigned character, an entry data packet is assembled including data indicative of the assigned character in each of the plurality of pick spaces. The entry data packet is transmitted from the user computer across the network to a remote site. The entry data packet is received at the remote site. It is then determined if the assigned characters in each of the plurality of pick spaces represented by the received entry data packet match a preselected winning combination of characters. If so, the received entry data packet is concluded to be a winning entry, otherwise, the received entry data packet is concluded not to be a winning entry.

(51) **Int. Cl.**
G06F 15/16 (2006.01)

(52) **U.S. Cl.** **709/204; 463/17**

(58) **Field of Classification Search** **709/204; 434/17**

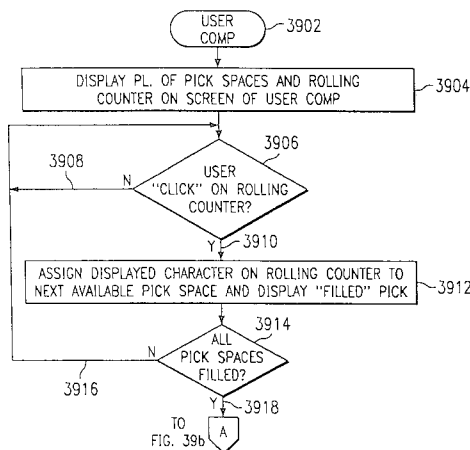
See application file for complete search history.

(56) **References Cited**

U.S. PATENT DOCUMENTS

3,668,312 A 6/1972 Yamamoto et al. 348/17

20 Claims, 20 Drawing Sheets





(12) **United States Patent**
Philyaw

(10) **Patent No.:** **US 7,386,600 B1**
(45) **Date of Patent:** ***Jun. 10, 2008**

(54) **LAUNCHING A WEB SITE USING A PERSONAL DEVICE**

(75) Inventor: **Jeffrey Jovan Philyaw**, Dallas, TX (US)

(73) Assignee: **LV Partners, L.P.**, Dallas, TX (US)

(*) Notice: Subject to any disclaimer, the term of this patent is extended or adjusted under 35 U.S.C. 154(b) by 261 days.

This patent is subject to a terminal disclaimer.

(21) Appl. No.: **09/659,520**

(22) Filed: **Sep. 12, 2000**

Related U.S. Application Data

(63) Continuation-in-part of application No. 09/614,937, filed on Jul. 11, 2000, which is a continuation-in-part of application No. 09/378,221, filed on Aug. 19, 1999, now Pat. No. 6,745,234, and a continuation-in-part of application No. 09/151,530, filed on Sep. 11, 1998, now Pat. No. 6,098,106, which is a continuation-in-part of application No. 09/151,471, filed on Sep. 11, 1998.

(51) **Int. Cl.**
G06F 15/16 (2006.01)

(52) **U.S. Cl.** **709/217; 709/203; 709/216; 709/219; 709/238**

(58) **Field of Classification Search** **709/203, 709/216, 219, 217, 238; 235/462.16, 472.03, 235/472.01, 375, 462.25, 494; 710/5**
See application file for complete search history.

(56) **References Cited**

U.S. PATENT DOCUMENTS

3,668,312 A 6/1972 Yamamoto et al. 348/17

4,002,886 A 1/1977 Sundelin 235/61.7 R
4,042,792 A 8/1977 Pakenham et al. 179/90
4,365,148 A 12/1982 Whitney 235/383
4,621,259 A 11/1986 Schepers et al. 345/180

(Continued)

FOREIGN PATENT DOCUMENTS

EP 0 961 250 A2 12/1999

(Continued)

OTHER PUBLICATIONS

“Group Decision Support System: Development and Application”, Energy Systems, Westinghouse, Pittsburgh, PA.

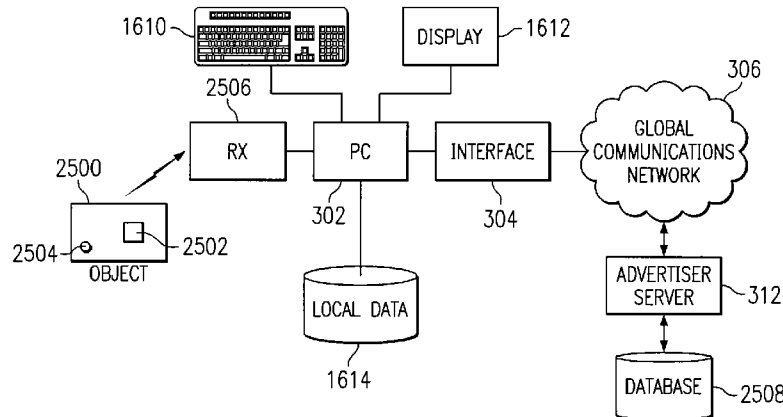
(Continued)

Primary Examiner—Phuoc Nguyen
(74) *Attorney, Agent, or Firm*—Howison & Arnott, L.L.P.

(57) **ABSTRACT**

A method of displaying a web page to a user. A triggering device (2500) is provided having a unique code associated therewith, the unique code associated with a remote location on a network of the source of the web page. The unique code is transmitted from the triggering device (2500) to an interface system (302), which interface system (302) is disposed on the network (306) at a triggering location. Location information associated with the unique code is then retrieved from a database (1614 or 310), the location information corresponding to the location of the web page at the remote location (312) on the network (306). In response to retrieving the location information, the interface system (302) connects to the remote location (312). The web page corresponding to location information of the remote location (312) is then presented to the user via the interface system (302).

34 Claims, 14 Drawing Sheets





US00738333B2

(12) **United States Patent**
Philyaw et al.

(10) **Patent No.:** **US 7,383,333 B2**
(45) **Date of Patent:** ***Jun. 3, 2008**

(54) **METHOD AND APPARATUS FOR TRACKING USER PROFILE AND HABITS ON A GLOBAL NETWORK**

(75) Inventors: **Jeffry Jovan Philyaw**, Dallas, TX (US); **David Kent Mathews**, Carrollton, TX (US)

(73) Assignee: **L.V. Partners, LP**, Dallas, TX (US)

(*) Notice: Subject to any disclaimer, the term of this patent is extended or adjusted under 35 U.S.C. 154(b) by 0 days.

This patent is subject to a terminal disclaimer.

(21) Appl. No.: **11/023,847**

(22) Filed: **Dec. 28, 2004**

(65) **Prior Publication Data**
US 2005/0114881 A1 May 26, 2005

Related U.S. Application Data

(63) Continuation of application No. 09/382,424, filed on Aug. 24, 1999, now Pat. No. 6,836,799, which is a continuation-in-part of application No. 09/378,221, filed on Aug. 19, 1999, now Pat. No. 6,745,234, which is a continuation-in-part of application No. 09/151,471, filed on Sep. 11, 1998, now abandoned, and a continuation-in-part of application No. 09/151,530, filed on Sep. 11, 1998, now Pat. No. 6,098,106.

(51) **Int. Cl.**
G06F 15/16 (2006.01)
G06F 15/173 (2006.01)

(52) **U.S. Cl.** **709/224**; 709/219

(58) **Field of Classification Search** 709/224, 709/219, 218, 203

See application file for complete search history.

(56) **References Cited**

U.S. PATENT DOCUMENTS

3,668,312 A 6/1972 Yamamoto et al.

(Continued)

FOREIGN PATENT DOCUMENTS

EP 0 961 250 A2 12/1999

(Continued)

OTHER PUBLICATIONS

“New Technologies in Credit Card Authentication”, Pieter de Bruyne; Institute for Communications Technology Zurich, Switzerland; CH2892-1990 IEEE.

(Continued)

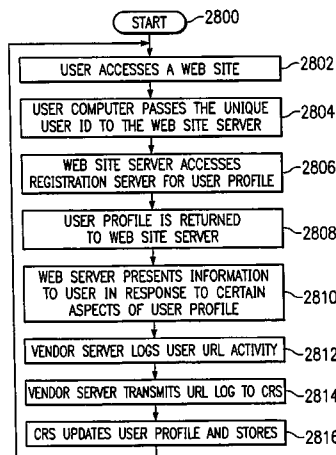
Primary Examiner—Paul H. Kang

(74) *Attorney, Agent, or Firm*—Howison & Arnott, L.L.P.

(57) **ABSTRACT**

A method and apparatus for tracking network activity of a user. A user PC (302) disposed on a network (306) runs tracking software which initially requires registration to a registration server (2500). The registration process is initiated by the user entering user information into the tracking software for transmission to the registration server (2500). In response to registration, the registration server (2500) sends a unique ID and bar code back to the user PC (302). Subsequently, when the user accesses a vendor server (2504) disposed on the network (306), the user PC (302) passes the unique ID/bar code to the vendor server (2504). The vendor server (2504) sends the unique ID/bar code to the registration server to obtain user profile information which matches the unique ID/bar code. As the user accesses the vendor server (2504), the user activities are logged and returned to the registration server (2500) for updating the user information stored therein. Alternatively, the user information is stored on the user PC (302), the tracking software issued to the user having the unique ID bar code. Subsequent accesses to the vendor server (2504) results in the activity log being sent back to the user PC (302) for updating the user information.

28 Claims, 11 Drawing Sheets





(12) **United States Patent**
Philyaw et al.

(10) **Patent No.:** **US 7,383,319 B2**
(45) **Date of Patent:** ***Jun. 3, 2008**

(54) **METHOD AND APPARATUS FOR ACCESSING A REMOTE LOCATION WITH A READER HAVING A DEDICATED MEMORY SYSTEM**

(75) Inventors: **Jeffry Jovan Philyaw**, Dallas, TX (US); **Douglas L. Davis**, Dallas, TX (US)

(73) Assignee: **LV Partners, L.P.**, Dallas, TX (US)

(*) Notice: Subject to any disclaimer, the term of this patent is extended or adjusted under 35 U.S.C. 154(b) by 0 days.

This patent is subject to a terminal disclaimer.

(21) Appl. No.: **11/692,109**

(22) Filed: **Mar. 27, 2007**

(65) **Prior Publication Data**
US 2007/0288594 A1 Dec. 13, 2007

Related U.S. Application Data
(63) Continuation of application No. 10/874,145, filed on Jun. 22, 2004, now Pat. No. 7,197,543, which is a continuation of application No. 09/602,468, filed on Jun. 23, 2000, now Pat. No. 6,754,698, which is a continuation-in-part of application No. 09/598,886, filed on Jun. 21, 2000, now Pat. No. 6,758,398, which is a continuation-in-part of application No. 09/580,848, filed on May 30, 2000, now Pat. No. 6,860,424, which is a continuation-in-part of application No. 09/378,221, filed on Aug. 19, 1999, now Pat. No. 6,745,234, which is a continuation-in-part of application No. 09/151,471, filed on Sep. 11, 1998, now abandoned, which is a continuation-in-part of application No. 09/151,530, filed on Sep. 11, 1998, now Pat. No. 6,098,106.

(51) **Int. Cl.**
G06F 15/16 (2006.01)

(52) **U.S. Cl.** **709/217; 709/219; 709/245**
(58) **Field of Classification Search** **709/202, 709/203, 204, 217, 245**
See application file for complete search history.

(56) **References Cited**
U.S. PATENT DOCUMENTS

6,199,048 B1 * 3/2001 Hudetz et al. 705/23
2001/0024189 A1 * 9/2001 Michie 345/156
2002/0033418 A1 * 3/2002 Knowles et al. 235/472.01

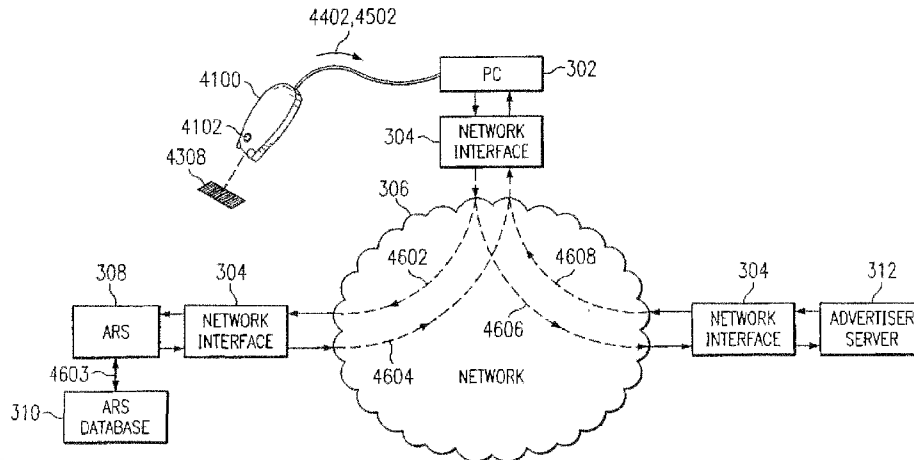
* cited by examiner

Primary Examiner—Paul H Kang
(74) *Attorney, Agent, or Firm*—Howison & Arnott, L.L.P.

(57) **ABSTRACT**

A method of accessing a remote location on a network using an optical reader. The optical reader has an optical scanning system and a dedicated address memory system. The optical scanning system, in response to the user scanning an encoded indicia therewith, sends to a first computer disposed on the network a scan code indicative of information encoded in the scanned indicia. The dedicated address memory system, in response to the user completing an activation sequence, sends to the first computer a dedicated code indicative of information corresponding to a particular remote location. The information from the dedicated address memory system corresponding to a particular remote location does not originate from the scanning of an encoded indicia by the user. One of the scan code and the dedicated code is transmitted from the optical reader to the first computer. In response to the first computer receiving either the scan code or the dedicated code from the optical reader, a second computer disposed on the network is accessed. A lookup operation is performed at the second computer to match the code received from the optical reader, i.e., the scan code or the dedicated code, with a routing information for a remote location on the network. The routing information is returned from the second computer to the first computer. The remote location on the network is then accessed in accordance with the routing information returned from the second computer.

16 Claims, 17 Drawing Sheets





US007379901B1

(12) **United States Patent**
Philyaw

(10) **Patent No.:** **US 7,379,901 B1**
(45) **Date of Patent:** **May 27, 2008**

(54) **ACCESSING A VENDOR WEB SITE USING PERSONAL ACCOUNT INFORMATION RETRIEVED FROM A CREDIT CARD COMPANY WEB SITE**

4,365,148 A 12/1982 Whitney 235/383

(Continued)

FOREIGN PATENT DOCUMENTS

(75) Inventor: **Jeffry Jovan Philyaw**, Dallas, TX (US)

EP 0 927 945 A2 7/1999

(Continued)

(73) Assignee: **LV Partners, L.P.**, Dallas, TX (US)

OTHER PUBLICATIONS

(*) Notice: Subject to any disclaimer, the term of this patent is extended or adjusted under 35 U.S.C. 154(b) by 347 days.

Morrison, Tina-marie, Visa sets up website to encourage online buyers, Dominion, New Zealand, dated Aug. 24, 2000.*

Primary Examiner—Mark Fadok

(21) Appl. No.: **09/659,170**

(74) *Attorney, Agent, or Firm*—Howison & Arnott, L.L.P.

(22) Filed: **Sep. 11, 2000**

(57) **ABSTRACT**

Related U.S. Application Data

(63) Continuation-in-part of application No. 09/382,422, filed on Aug. 24, 1999, now abandoned, which is a continuation-in-part of application No. 09/378,221, filed on Aug. 19, 1999, now Pat. No. 6,745,234, which is a continuation-in-part of application No. 09/151,471, filed on Sep. 11, 1998, now abandoned, which is a continuation-in-part of application No. 09/151,530, filed on Sep. 11, 1998, now Pat. No. 6,098,106.

A method of accessing a vendor web site (3422) over a global communication packet-switched network (306) using personal account information of a credit card (3400) retrieved from a credit card company server (3300) on the network (306). At a user location disposed on the network, a machine-resolvable code (MRC) (3402) of the credit card (3400) of a user is read with a reading device (3410). Coded information is extracted from the MRC (3402). Routing information associated with the coded information is obtained, which routing information corresponds to the personal account information of the user stored on a credit card company server (3300) disposed on the network (306). The user location connects to the credit card company server (3300) across the network (306) in accordance with the routing information. The personal account information is returned from the credit card company server (3300) to the user location. The personal account information is then presented to the user at the user location. A hyperlink to a vendor web site (3422) is provided in the personal account information. Web site information of the vendor web site (3422) is displayed in response to the user selecting the hyperlink.

(51) **Int. Cl.**
G06Q 30/00 (2006.01)

(52) **U.S. Cl.** **705/26; 705/39; 705/27**

(58) **Field of Classification Search** **705/26, 705/27, 39**

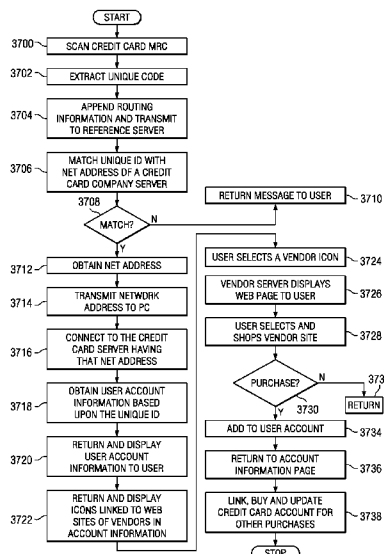
See application file for complete search history.

(56) **References Cited**

U.S. PATENT DOCUMENTS

3,668,312 A 6/1972 Yamamoto et al. 348/17
4,002,886 A 1/1977 Sundelin 235/61.7 R
4,042,792 A 8/1977 Pakenham et al. 179/90

20 Claims, 22 Drawing Sheets





US007370114B1

(12) **United States Patent**
Philyaw et al.

(10) **Patent No.:** **US 7,370,114 B1**
(45) **Date of Patent:** **May 6, 2008**

(54) **SOFTWARE DOWNLOADING USING A TELEVISION BROADCAST CHANNEL**

4,785,296 A 11/1988 Tabata et al. 340/731
4,816,904 A 3/1989 McKenna et al. 348/13

(75) Inventors: **Jeffry Jovan Philyaw**, Dallas, TX (US); **David Kent Mathews**, Carrollton, TX (US)

(Continued)

FOREIGN PATENT DOCUMENTS

EP 0 399 200 A2 4/1990

(Continued)

OTHER PUBLICATIONS

“Group Decision Support System: Development and Application”, Energy Systems, Westinghouse, Pittsburgh, PA.

(Continued)

Primary Examiner—Andrew Caldwell
Assistant Examiner—Douglas B Blair

(74) *Attorney, Agent, or Firm*—Howison & Arnott, L.L.P.

(73) Assignee: **LV Partners, L.P.**, Dallas, TX (US)

(*) Notice: Subject to any disclaimer, the term of this patent is extended or adjusted under 35 U.S.C. 154(b) by 0 days.

(21) Appl. No.: **09/417,863**

(22) Filed: **Oct. 13, 1999**

Related U.S. Application Data

(63) Continuation-in-part of application No. 09/151,530, filed on Sep. 11, 1998, now Pat. No. 6,098,106.

(51) **Int. Cl.**
G06F 15/16 (2006.01)
G06F 9/44 (2006.01)
H04N 7/173 (2006.01)

(57) **ABSTRACT**

A software distribution architecture having a television broadcast system as its infrastructure. Software from a software repository (1600) is mixed into a television broadcast system and transmitted into one or more selected channels at prescribed dates and times. An at-home subscriber, capable of receiving with a receiver (1608) the one or more select channels, switches to the one or more channels carrying the software distribution with a channel selector (1611). The subscriber, having programmed a controller (1616) with a programmer (1620) for the date, time, software ID, and channel of the software broadcast, then downloads the software package to a storage device (1622) for ultimate transfer to a PC (1624). A validation and accounting system (1628) then records the software download transaction and transmits this information over a PSTN (1632) to a provider accounting system (1630) such that the subscriber is billed for the software package which was downloaded.

(52) **U.S. Cl.** **709/231**; 717/172; 725/97; 725/121

(58) **Field of Classification Search** 709/221, 709/220, 231; 725/152, 140, 132, 50, 97, 725/121; 717/172

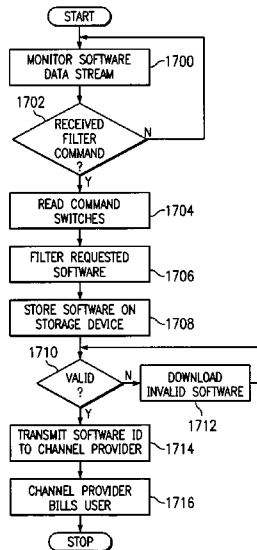
See application file for complete search history.

(56) **References Cited**

U.S. PATENT DOCUMENTS

3,668,312 A	6/1972	Yamamoto et al.	348/17
4,002,886 A	1/1977	Sundelin	235/61.7 R
4,042,792 A	8/1977	Pakenham et al.	179/90
4,365,148 A	12/1982	Whitney	235/383
4,621,259 A	11/1986	Schepers et al.	345/180
4,654,482 A	3/1987	DeAngelis	379/95
4,780,599 A	10/1988	Baus	235/383

30 Claims, 11 Drawing Sheets



(12) United States Patent
Philyaw et al.

(10) Patent No.: US 7,346,694 B2
(45) Date of Patent: *Mar. 18, 2008

(54) PRESENTATION OF WEB PAGE CONTENT BASED UPON COMPUTER VIDEO RESOLUTION

(75) Inventors: **Jeffry Jovan Philyaw**, Dallas, TX (US); **David Kent Mathews**, Carrollton, TX (US)

(73) Assignee: **L.V. Partners, LP**, Dallas, TX (US)

(*) Notice: Subject to any disclaimer, the term of this patent is extended or adjusted under 35 U.S.C. 154(b) by 0 days.

This patent is subject to a terminal disclaimer.

(21) Appl. No.: **11/006,207**

(22) Filed: **Dec. 7, 2004**

(65) Prior Publication Data

US 2005/0086345 A1 Apr. 21, 2005

Related U.S. Application Data

(63) Continuation of application No. 09/417,405, filed on Oct. 13, 1999, now Pat. No. 6,829,646.

(51) Int. Cl.
G06F 15/16 (2006.01)

(52) U.S. Cl. **709/228; 709/206; 709/246**

(58) Field of Classification Search **709/206, 709/228, 246, 202, 203, 207, 208, 212, 217, 709/220-229, 236; 707/10, 517; 713/201; 348/567; 345/774, 765**

See application file for complete search history.

(56) References Cited

U.S. PATENT DOCUMENTS

4,642,790 A 2/1987 Minshull et al. 364/900

4,710,727 A	12/1987	Rutt	330/110
4,783,648 A	11/1988	Homma et al.	340/724
4,823,108 A	4/1989	Pope	340/721
4,823,303 A	4/1989	Terasawa	364/621
4,890,098 A	12/1989	Dawes et al.	340/721
4,896,148 A	1/1990	Kurita	340/731
5,060,170 A	10/1991	Bourgeois et al.	364/521
5,179,700 A	1/1993	Aihara et al.	395/650
5,227,771 A	7/1993	Kerr et al.	340/731
5,721,848 A	2/1998	Joseph	395/339
5,737,619 A	4/1998	Judson	395/761
5,884,014 A	3/1999	Huttenlocher et al.	395/114
6,076,166 A	6/2000	Moshfeghi et al.	
6,085,247 A	7/2000	Parsons, Jr. et al.	
6,185,589 B1	2/2001	Votipka	
6,311,185 B1	10/2001	Markowitz et al.	
6,317,789 B1	11/2001	Rakavy et al.	
6,337,717 B1	1/2002	Nason et al.	
6,829,646 B1	12/2004	Philyaw et al.	

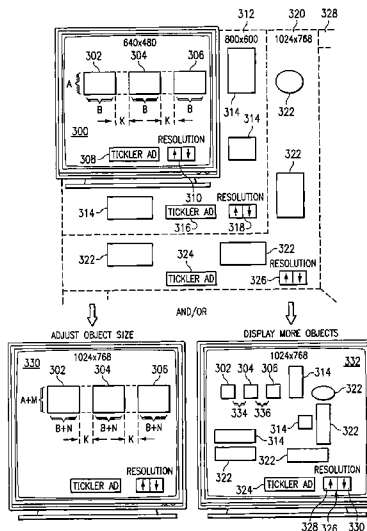
Primary Examiner—Paul H. Kang

(74) Attorney, Agent, or Firm—Howison & Arnott, L.L.P.

(57) ABSTRACT

An architecture for customizing the amount of web page banner advertising content presented to a user. When a user accesses a server node (102) disposed on a network (104), the user computer (100) provides video resolution information to the server node (102). The server node (102) transmits a web page to the user node (100) which corresponds to the video resolution information of the user node (100). The web page increases the amount of banner advertising presented to the user based upon the user video resolution information provided by the user node (100). The amount of banner advertising is increased by either increasing banner object size or providing more banner advertisements.

18 Claims, 3 Drawing Sheets





US007321941B1

(12) **United States Patent**
Philyaw et al.

(10) **Patent No.:** **US 7,321,941 B1**
(45) **Date of Patent:** ***Jan. 22, 2008**

- (54) **NETWORK ROUTING UTILIZING A PRODUCT CODE**
- (75) Inventors: **Jeffrey Jovan Philyaw**, Dallas, TX (US); **David Kent Matthews**, Carrollton, TX (US)
- (73) Assignee: **LV Partners, L.P.**, Dallas, TX (US)
- (*) Notice: Subject to any disclaimer, the term of this patent is extended or adjusted under 35 U.S.C. 154(b) by 0 days.

This patent is subject to a terminal disclaimer.
- (21) Appl. No.: **09/379,699**
- (22) Filed: **Aug. 24, 1999**

4,621,259 A	11/1986	Schepers et al.	340/707
4,654,482 A	3/1987	DeAngelis	379/95
4,780,599 A	10/1988	Baus	235/383
4,785,296 A	11/1988	Tabata et al.	340/731
4,816,904 A	3/1989	McKenna et al.	358/84
4,817,136 A	3/1989	Rhoads	379/357
4,833,308 A	5/1989	Humble	235/383
4,841,132 A	6/1989	Kajitani et al.	235/472
4,845,634 A	7/1989	Vitek et al.	364/468
4,894,789 A	1/1990	Yee	364/521
4,899,370 A	2/1990	Kameo et al.	379/104
4,901,073 A	2/1990	Kibrick	341/13
4,905,094 A	2/1990	Pocock et al.	358/342
4,907,264 A	3/1990	Seiler et al.	379/355
4,916,293 A	4/1990	Carlidge et al.	235/375
4,937,853 A	6/1990	Brule et al.	379/96
4,947,028 A	8/1990	Gorog	235/381

Related U.S. Application Data

- (63) Continuation-in-part of application No. 09/378,221, filed on Aug. 19, 1999, now Pat. No. 6,745,234, which is a continuation-in-part of application No. 09/151,471, filed on Sep. 11, 1998, now abandoned, and a continuation-in-part of application No. 09/151,530, filed on Sep. 11, 1998, now Pat. No. 6,098,106.

(Continued)

FOREIGN PATENT DOCUMENTS

EP 0 961 250 A2 12/1999

- (51) **Int. Cl.**
G06F 15/16 (2006.01)
G06Q 10/00 (2006.01)
- (52) **U.S. Cl.** **709/245; 709/217; 709/218; 709/220; 709/224; 709/240; 709/245; 705/23; 705/26; 705/52**
- (58) **Field of Classification Search** **709/238, 709/245; 705/1, 23; 713/201; 707/10**
See application file for complete search history.

(Continued)

Primary Examiner—Syed A. Zia
(74) *Attorney, Agent, or Firm*—Howison & Arnott, L.L.P.

(57) **ABSTRACT**

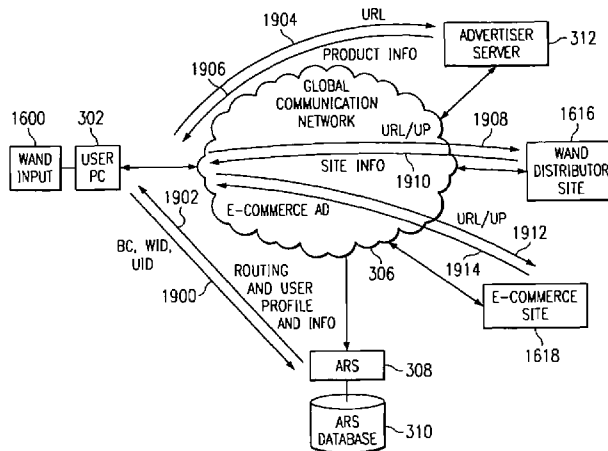
A method for utilizing a product code having product information contained therein for interfacing over a network. The product information is extracted from the product code, which product code is disposed on or in close association with an associated product. In response to this extraction, network routing information is associated with the product code information.

(56) **References Cited**

U.S. PATENT DOCUMENTS

3,668,312 A	6/1972	Yamamoto et al.	178/6.8
4,002,886 A	1/1977	Sundelin	235/61.7 R
4,042,792 A	8/1977	Pakenham et al.	179/90
4,365,148 A	12/1982	Whitney	235/383

24 Claims, 10 Drawing Sheets





US007318106B2

(12) **United States Patent**
Philyaw

(10) **Patent No.:** **US 7,318,106 B2**
(45) **Date of Patent:** ***Jan. 8, 2008**

(54) **METHOD AND APPARATUS FOR UTILIZING AN AUDIBLY CODED SIGNAL TO CONDUCT COMMERCE OVER THE INTERNET**

(75) Inventor: **Jeffrey Jovan Philyaw**, Dallas, TX (US)

(73) Assignee: **LV Partners, L.P.**, Dallas, TX (US)

(*) Notice: Subject to any disclaimer, the term of this patent is extended or adjusted under 35 U.S.C. 154(b) by 579 days.

This patent is subject to a terminal disclaimer.

(21) Appl. No.: **10/619,822**

(22) Filed: **Jul. 15, 2003**

(65) **Prior Publication Data**

US 2004/0015606 A1 Jan. 22, 2004

Related U.S. Application Data

(63) Continuation of application No. 09/489,879, filed on Jan. 20, 2000, now Pat. No. 6,594,705, which is a continuation-in-part of application No. 09/382,421, filed on Aug. 24, 1999, which is a continuation-in-part of application No. 09/378,221, filed on Aug. 19, 1999, now Pat. No. 6,745,234, which is a continuation-in-part of application No. 09/151,471, filed on Sep. 11, 1998, now abandoned, and a continuation-in-part of application No. 09/151,530, filed on Sep. 11, 1998, now Pat. No. 6,098,106.

(51) **Int. Cl.**
G06F 15/173 (2006.01)

(52) **U.S. Cl.** **709/238; 709/218; 709/219; 709/220; 709/223; 709/224; 709/238; 709/239; 709/250**

(58) **Field of Classification Search** None
See application file for complete search history.

(56) **References Cited**

U.S. PATENT DOCUMENTS

3,668,312 A 6/1972 Yamamoto et al.
4,002,886 A 1/1977 Sundelin
4,042,792 A 8/1977 Pakenham et al.
4,365,148 A 12/1982 Whitney

(Continued)

FOREIGN PATENT DOCUMENTS

EP 0 961 250 A2 12/1999

(Continued)

OTHER PUBLICATIONS

“Group Decision Support System; Development and Application”, Energy Systems, James W. Thomas; Westinghouse, Pittsburgh, PA, 1989, IEEE.

(Continued)

Primary Examiner—Nathan Flynn

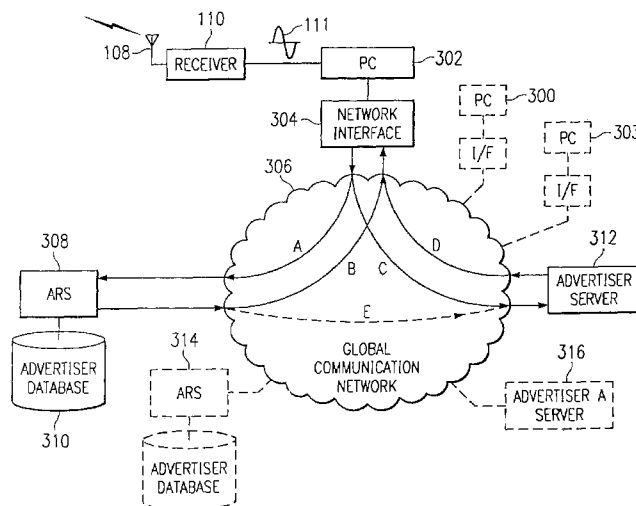
Assistant Examiner—Ashok Patel

(74) *Attorney, Agent, or Firm*—Howison & Arnott, L.L.P.

(57) **ABSTRACT**

A Method and apparatus for utilizing an audibly coded signal to conduct commerce over the Internet. Broadcast information is broadcast from a remote location on a secondary network over the secondary network to a location, thereon proximate the location of the user PC on a primary network. Unique information is encoded in the broadcast information representative of a location on the primary network of a remote node. The user's, PC is connected to the remote node utilizing the unique information, and in accordance thereto, in response to receiving the unique information encoded within the broadcast information broadcast over the secondary network. The user is then prompted to interface with the user PC at approximately the same time as broadcast of the unique information over the secondary network in association with the broadcast information.

14 Claims, 12 Drawing Sheets



(12) **United States Patent**
Philyaw

(10) **Patent No.:** **US 8,028,036 B1**
(45) **Date of Patent:** ***Sep. 27, 2011**

(54) **LAUNCHING A WEB SITE USING A PASSIVE TRANSPONDER**

(75) Inventor: **Jeffrey Jovan Philyaw**, Dallas, TX (US)

(73) Assignee: **RPX-LV Acquisition LLC**, Wilmington, DE (US)

(*) Notice: Subject to any disclaimer, the term of this patent is extended or adjusted under 35 U.S.C. 154(b) by 1056 days.

This patent is subject to a terminal disclaimer.

(21) Appl. No.: **09/614,937**

(22) Filed: **Jul. 11, 2000**

Related U.S. Application Data

(63) Continuation-in-part of application No. 09/378,221, filed on Aug. 19, 1999, now Pat. No. 6,745,234, which is a continuation-in-part of application No. 09/151,471, filed on Sep. 11, 1998, now abandoned, and a continuation-in-part of application No. 09/151,530, filed on Sep. 11, 1998, now Pat. No. 6,098,106.

(51) **Int. Cl.**
G06F 15/16 (2006.01)

(52) **U.S. Cl.** **709/217**; 709/219; 707/999.01

(58) **Field of Classification Search** 709/217-219, 709/227, 238, 245; 705/23, 26, 14; 707/999.01, 707/E17.112, 999.002, 999.003, 999.004
See application file for complete search history.

(56) **References Cited**

U.S. PATENT DOCUMENTS

3,668,312 A	6/1972	Yamamoto et al.	348/17
4,002,886 A	1/1977	Sundelin	235/61.7 R
4,042,792 A	8/1977	Pakenham et al.	179/90

4,365,148 A	12/1982	Whitney	235/383
4,621,259 A	11/1986	Schepers et al.	345/180
4,654,482 A	3/1987	DeAngelis	379/95
4,780,599 A	10/1988	Baus	235/383
4,785,296 A	11/1988	Tabata et al.	340/731
4,816,904 A	3/1989	McKenna et al.	348/13
4,817,136 A	3/1989	Rhoads	379/375
4,833,308 A	5/1989	Humble	235/383

(Continued)

FOREIGN PATENT DOCUMENTS

EP 0 961 250 A2 12/1999

(Continued)

OTHER PUBLICATIONS

Gavan, J.; "Transponders for the detection and identification of remote cooperative targets" Telesystems Conference, 1994. Conference Proceedings., 1994 IEEE National , May 26-28, 1994 pp. 229-232.*

(Continued)

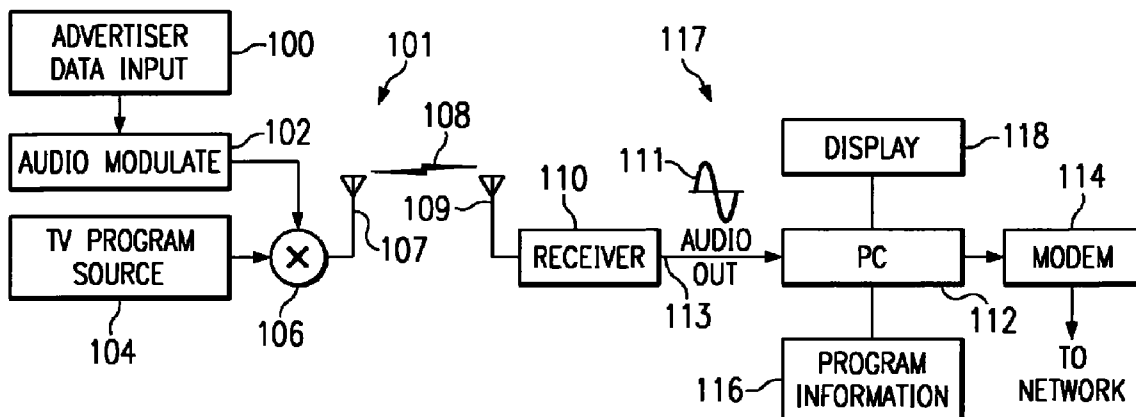
Primary Examiner — Peling A Shaw

(74) *Attorney, Agent, or Firm* — Howison & Arnott, L.L.P.

(57) **ABSTRACT**

A method of displaying a web page to a user. A triggering device (2502) having a unique code stored therein is provided to the user. The unique code is extracted from the triggering device (2502) with an activation system (302), the activation system (302) disposed on a network (306). Location information associated with the unique code is retrieved from a database (1614 or 310), the location information corresponding to a location of the web page on a remote location (312) disposed on the network (306). In response to retrieving the location information, the activation system (302) is connected to the remote location (312). The web page corresponding to the location information of the remote location (312) is then presented to the user via the activation system (302).

24 Claims, 13 Drawing Sheets





US007314173B2

(12) **United States Patent**
Philyaw et al.

(10) **Patent No.:** **US 7,314,173 B2**
(45) **Date of Patent:** ***Jan. 1, 2008**

(54) **OPTICAL READER WITH ULTRAVIOLET WAVELENGTH CAPABILITY**

(75) Inventors: **Jeffry Jovan Philyaw**, Dallas, TX (US); **Douglas R. Holberg**, Dallas, TX (US)

(73) Assignee: **LV Partners, L.P.**, Dallas, TX (US)

(*) Notice: Subject to any disclaimer, the term of this patent is extended or adjusted under 35 U.S.C. 154(b) by 32 days.

This patent is subject to a terminal disclaimer.

(21) Appl. No.: **10/884,377**

(22) Filed: **Jul. 2, 2004**

(65) **Prior Publication Data**

US 2005/0035207 A1 Feb. 17, 2005

Related U.S. Application Data

(63) Continuation of application No. 09/598,886, filed on Jun. 21, 2000, now Pat. No. 6,758,398, which is a continuation-in-part of application No. 09/580,848, filed on May 30, 2000, now Pat. No. 6,860,424, which is a continuation-in-part of application No. 09/378,221, filed on Aug. 19, 1999, now Pat. No. 6,745,234, which is a continuation-in-part of application No. 09/151,471, filed on Sep. 11, 1998, now abandoned, which is a continuation-in-part of application No. 09/151,530, filed on Sep. 11, 1998, now Pat. No. 6,098,106.

(51) **Int. Cl.**
G06K 7/14 (2006.01)

(52) **U.S. Cl.** **235/454**; 235/462.01; 235/462.09; 235/462.42

(58) **Field of Classification Search** 235/462.01, 235/462.09, 468, 472.01, 454, 457, 462.24, 235/462.46, 462.42

See application file for complete search history.

(56) **References Cited**

U.S. PATENT DOCUMENTS

3,668,312 A 6/1972 Yamamoto et al.
(Continued)

FOREIGN PATENT DOCUMENTS

EP 0 961 250 A2 12/1999
JP 10188140 A 12/1996

(Continued)

OTHER PUBLICATIONS

“Group Decision Support System; Development and Application”, Energy Systems, James W. Thomas; Westinghouse, Pittsburgh, PA.
“New Technologies in Credit Card Authentication”, Pieter de Bruyne; Institute for Communications Technology Zurich, Switzerland; CH2892-1990 IEEE.

(Continued)

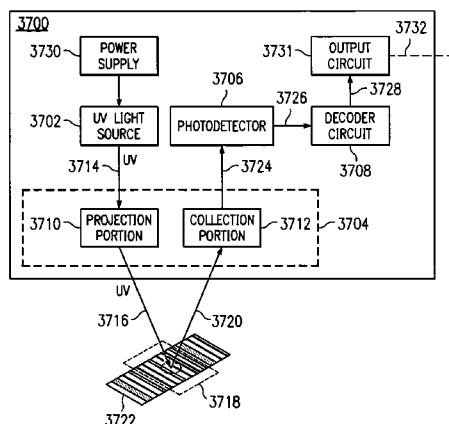
Primary Examiner—Ahshik Kim

(74) *Attorney, Agent, or Firm*—Howison & Arnott, L.L.P.

(57) **ABSTRACT**

An optical reader is provided for reading a bar code having ultraviolet-wavelength-responsive properties. The optical reader includes an ultraviolet light source, a photodetector, an optical system and a decoder. The ultraviolet light source generates ultraviolet light having a wavelength shorter than visible light and longer than X-rays for illuminating a target region. The photodetector generates output electrical signals indicative of light incident thereon having a wavelength within a predetermined range of wavelengths. The optical system includes a projection portion and a collection portion. The projection portion directs the ultraviolet light along a projection path extending from the ultraviolet light source to the target region. The collection portion collects the light from a bar code when the bar code occupies the target region and directs the collected light along a collection path extending from the target region to the photodetector. The decoder receives the output electrical signals of the photodetector and produces, in response thereto, electrical signals indicative of information encoded in the bar code.

21 Claims, 15 Drawing Sheets





US007308483B2

(12) **United States Patent**
Philyaw

(10) **Patent No.:** **US 7,308,483 B2**
(45) **Date of Patent:** ***Dec. 11, 2007**

(54) **METHOD AND APPARATUS FOR
AUTOMATIC CONFIGURATION OF
EQUIPMENT**

4,042,792 A 8/1977 Pakenham et al.
4,365,148 A 12/1982 Whitney
4,621,259 A 11/1986 Schepers et al.
4,654,482 A 3/1987 DeAngelis
4,780,599 A 10/1988 Baus

(75) Inventor: **Jeffry Jovan Philyaw**, Dallas, TX (US)

(73) Assignee: **LV Partners, L.P.**, Dallas, TX (US)

(*) Notice: Subject to any disclaimer, the term of this patent is extended or adjusted under 35 U.S.C. 154(b) by 541 days.

This patent is subject to a terminal disclaimer.

(21) Appl. No.: **10/828,037**

(22) Filed: **Apr. 20, 2004**

(65) **Prior Publication Data**

US 2004/0199615 A1 Oct. 7, 2004

Related U.S. Application Data

(63) Continuation of application No. 09/568,148, filed on May 10, 2000, now Pat. No. 6,725,260, which is a continuation-in-part of application No. 09/378,221, filed on Aug. 19, 1999, now Pat. No. 6,745,234, which is a continuation-in-part of application No. 09/151,471, filed on Sep. 11, 1998, now abandoned, and a continuation-in-part of application No. 09/151,530, filed on Sep. 11, 1998, now Pat. No. 6,098,106.

(51) **Int. Cl.**
G06F 15/16 (2006.01)

(52) **U.S. Cl.** **709/217; 709/218**

(58) **Field of Classification Search** **709/220; 710/10; 717/168-178**

See application file for complete search history.

(56) **References Cited**

U.S. PATENT DOCUMENTS

3,668,312 A 6/1972 Yamamoto et al.
4,002,886 A 1/1977 Sundelin

(Continued)

FOREIGN PATENT DOCUMENTS

EP 0 961 250 A2 12/1999
JP 10188140 A 12/1996
WO WO 95/10813 10/1994
WO WO 96/07146 9/1995
WO WO 97/37319 2/1997

(Continued)

OTHER PUBLICATIONS

“Group Decision Support System; Development and Application”, Energy Systems, James W. Thomas; Westinghouse, Pittsburgh, PA.

(Continued)

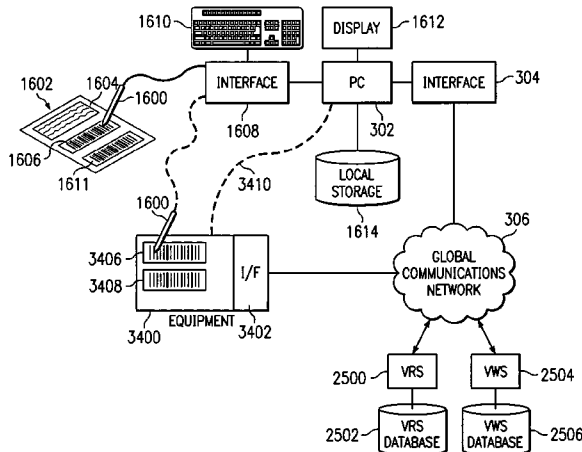
Primary Examiner—Krisna Lim

(74) *Attorney, Agent, or Firm*—Howison & Arnott, L.L.P.

(57) **ABSTRACT**

An architecture for automatically configuring equipment. A piece of equipment connected externally to a user PC has one or more machine-resolvable codes (MRCs) associated therewith. The piece of equipment receives configuration information from a remote location disposed on the network in response to reading a select one of the one or more MRCs with a reader. Configuration information associated with the select one of the one or more MRCs is transmitted from the remote location to the piece of equipment via the user PC, and the piece of equipment is then configured according to the configuration information.

20 Claims, 20 Drawing Sheets





(12) **United States Patent**
Philyaw et al.

(10) **Patent No.:** **US 7,296,746 B2**
(45) **Date of Patent:** ***Nov. 20, 2007**

(54) **AIMING INDICIA FOR A BAR CODE AND METHOD OF USE**

(75) Inventors: **Jeffrey Jovan Philyaw**, Dallas, TX (US); **James D. Roberts**, Dallas, TX (US)

(73) Assignee: **LV Partners, L.P.**, Dallas, TX (US)

(*) Notice: Subject to any disclaimer, the term of this patent is extended or adjusted under 35 U.S.C. 154(b) by 20 days.

This patent is subject to a terminal disclaimer.

(21) Appl. No.: **11/039,370**

(22) Filed: **Jan. 18, 2005**

(65) **Prior Publication Data**

US 2006/0071085 A1 Apr. 6, 2006

Related U.S. Application Data

(63) Continuation of application No. 09/580,793, filed on May 30, 2000, now Pat. No. 6,843,417, which is a continuation-in-part of application No. 09/491,136, filed on Jan. 26, 2000, now Pat. No. 6,708,208, and a continuation-in-part of application No. 09/382,421, filed on Aug. 24, 1999, which is a continuation-in-part of application No. 09/378,221, filed on Aug. 19, 1999, now Pat. No. 6,745,234, which is a continuation-in-part of application No. 09/151,471, filed on Sep. 11, 1998, now abandoned, and a continuation-in-part of application No. 09/151,530, filed on Sep. 11, 1998, now Pat. No. 6,098,106.

(51) **Int. Cl.**
G06K 7/10 (2006.01)

(52) **U.S. Cl.** **235/462.01**; 235/462.25

(58) **Field of Classification Search** 235/462.01, 235/462.04, 462.16, 462.2, 462.45, 462.49, 235/462.03

See application file for complete search history.

(56) **References Cited**

U.S. PATENT DOCUMENTS

5,943,432 A *	8/1999	Gilmore et al.	382/101
6,398,106 B1 *	6/2002	Ulvr et al.	235/375
6,415,983 B1 *	7/2002	Ulvr et al.	235/487
6,616,056 B2 *	9/2003	Cato	235/495
6,688,522 B1 *	2/2004	Philyaw et al.	235/462.01
6,843,417 B1 *	1/2005	Philyaw et al.	235/462.01

* cited by examiner

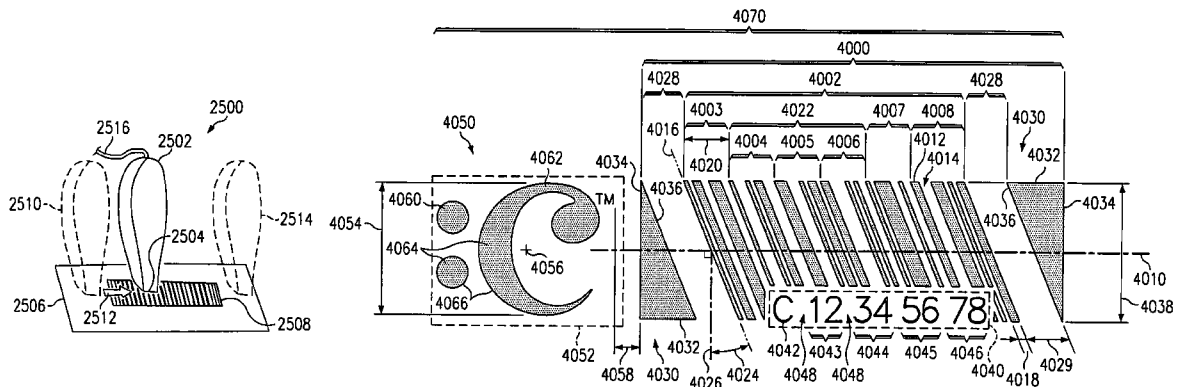
Primary Examiner—Uyen-Chau N Le

(74) *Attorney, Agent, or Firm*—Howison & Arnott, L.L.P.

(57) **ABSTRACT**

An aiming indicia is provided for a bar code comprising a sequence of parallel code bars and intervening code spaces disposed along a longitudinal code axis in accordance with a predefined standard. The aiming indicia comprises a non-encoded graphic element disposed on the longitudinal code axis adjacent the bar code and spaced apart from the nearest code bars by a distance of at least 10 times a minimum unit width for the code bars.

20 Claims, 15 Drawing Sheets





US007287091B2

(12) **United States Patent**
Philyaw et al.

(10) **Patent No.:** **US 7,287,091 B2**

(45) **Date of Patent:** ***Oct. 23, 2007**

(54) **METHOD AND APPARATUS FOR OPENING AND LAUNCHING A WEB BROWSER IN RESPONSE TO AN AUDIBLE SIGNAL**

(58) **Field of Classification Search** 709/203, 709/238, 217, 219, 228, 206, 246, 202, 208, 709/207, 220-2, 227-9, 236; 707/10, 517; 713/201; 348/567

See application file for complete search history.

(75) Inventors: **Jeffry Jovan Philyaw**, Dallas, TX (US); **David Kent Mathews**, Carrollton, TX (US)

(56) **References Cited**

U.S. PATENT DOCUMENTS

(73) Assignee: **L.V. Partners, LP**, Dallas, TX (US)

3,668,312 A 6/1972 Yamamoto et al. 178/6.8

(*) Notice: Subject to any disclaimer, the term of this patent is extended or adjusted under 35 U.S.C. 154(b) by 68 days.

(Continued)

This patent is subject to a terminal disclaimer.

FOREIGN PATENT DOCUMENTS

EP 0 961 250 A2 12/1999

(Continued)

(21) Appl. No.: **11/006,324**

OTHER PUBLICATIONS

(22) Filed: **Dec. 7, 2004**

“Distributing Uniform Resource Locators as Bar Code Images”, IBM Technical Disclosure Bulletin, Jan. 1996.

(65) **Prior Publication Data**

(Continued)

US 2005/0086602 A1 Apr. 21, 2005

Related U.S. Application Data

Primary Examiner—Paul H. Kang

(74) *Attorney, Agent, or Firm*—Howison & Arnott, L.L.P.

(63) Continuation of application No. 09/417,405, filed on Oct. 13, 1999, now Pat. No. 6,829,646, which is a continuation of application No. 09/382,427, filed on Aug. 24, 1999, now Pat. No. 6,829,650, which is a continuation-in-part of application No. 09/378,221, filed on Aug. 19, 1999, now Pat. No. 6,745,234, which is a continuation-in-part of application No. 09/151,471, filed on Sep. 11, 1998, now abandoned, and a continuation-in-part of application No. 09/151,530, filed on Sep. 11, 1998, now Pat. No. 6,098,106.

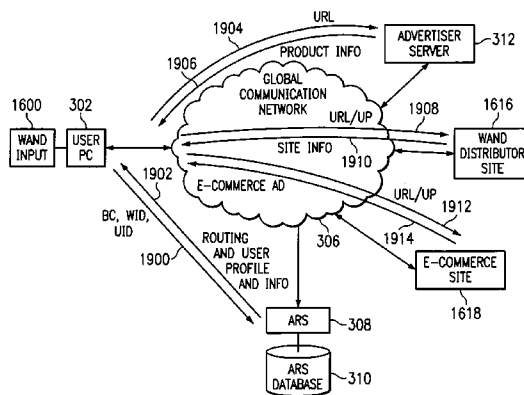
(57) **ABSTRACT**

The present invention disclosed and claimed herein comprises a system and method for launching a web browser on a network comprising a computer having an all new input interface and a communication interface coupled to a computer network; said audio input coupled to the audio output of a source for receiving an audio signal having encoded therein a unique code that is associated with a predetermined destination on the network; and a program operable on said computer responsive to receipt and decoding of the audio signal received from the source for interacting with connections of the computer to a web site available on the computer network wherein the location of the predetermined destination is not stored in a computer.

(51) **Int. Cl.**
G06F 15/16 (2006.01)
G06F 15/173 (2006.01)

(52) **U.S. Cl.** **709/238; 709/203; 709/217; 709/219**

10 Claims, 10 Drawing Sheets





(12) **United States Patent**
Philyaw et al.

(10) **Patent No.:** **US 7,284,066 B1**
(45) **Date of Patent:** **Oct. 16, 2007**

(54) **METHOD AND APPARATUS FOR MATCHING A USER'S USE PROFILE IN COMMERCE WITH A BROADCAST**

(75) Inventors: **Jeffrey Jovan Philyaw**, Dallas, TX (US); **David Kent Mathews**, Carrollton, TX (US)

(73) Assignee: **LV Partners, LP**, Dallas, TX (US)

(*) Notice: Subject to any disclaimer, the term of this patent is extended or adjusted under 35 U.S.C. 154(b) by 0 days.

(21) Appl. No.: **09/382,372**

(22) Filed: **Aug. 24, 1999**

Related U.S. Application Data

(63) Continuation-in-part of application No. 09/378,221, filed on Aug. 19, 1999, which is a continuation-in-part of application No. 09/151,471, filed on Sep. 11, 1998, which is a continuation-in-part of application No. 09/151,530, filed on Sep. 11, 1998, now Pat. No. 6,098,106.

(51) **Int. Cl.**
G06F 15/16 (2006.01)

(52) **U.S. Cl.** **709/238; 709/206; 709/245; 709/246**

(58) **Field of Classification Search** **709/219, 709/201, 203, 217, 232, 245, 246, 206; 345/719; 705/16, 23, 14**

See application file for complete search history.

(56) **References Cited**

U.S. PATENT DOCUMENTS

3,668,312 A 6/1972 Yamamoto et al. 178/6.8
4,002,886 A 1/1977 Sundelin 235/61.7 R

4,042,792 A 8/1977 Pakenham et al. 179/90
4,365,148 A 12/1982 Whitney 235/383
4,621,259 A 11/1986 Schepers et al. 340/707
4,654,482 A 3/1987 DeAngelis 379/95
4,780,599 A 10/1988 Baus 235/383
4,785,296 A 11/1988 Tabata et al. 340/731
4,816,904 A 3/1989 McKenna et al. 358/84

(Continued)

FOREIGN PATENT DOCUMENTS

EP 0 961 250 A2 12/1999

(Continued)

OTHER PUBLICATIONS

"Group Decision Support System: Development and Application", Energy Systems, Westinghouse, Pittsburgh, PA.

(Continued)

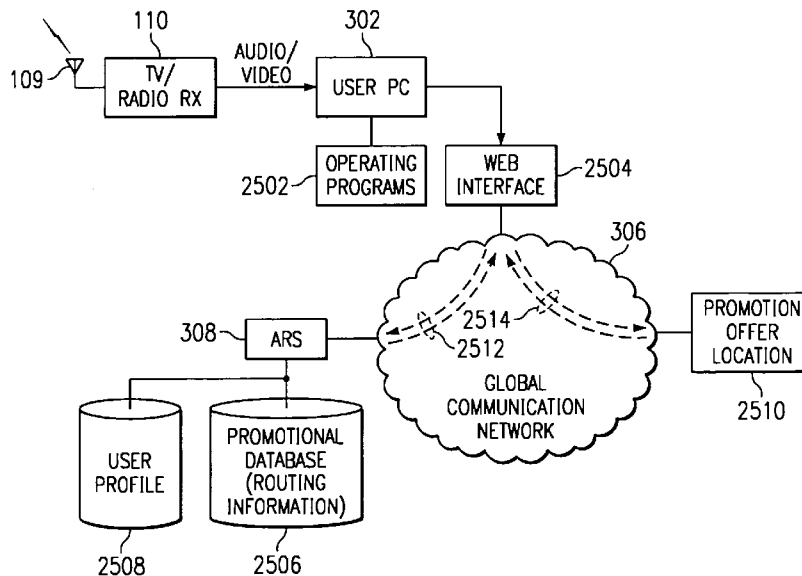
Primary Examiner—Paul H. Kang

(74) *Attorney, Agent, or Firm*—Howison & Arnott, L.L.P.

(57) **ABSTRACT**

A method for advertising over a network and broadcast media combination. A user's computer at a location on the network is operable to receive a signal from a broadcast generated by an advertiser, which signal has embedded therein unique coded information. The user's computer is connected to an advertiser's location in response to extracting the unique coded information from the audio signal. The advertiser's location is correlated to the unique coded information. The operation of connecting causes profile information of the user to be sent to the advertiser's location over the network. The profile at the advertiser's location is then received, and information generated to forward to the user based upon the user's profile forwarded thereto. This information is then forward to the connected user.

5 Claims, 12 Drawing Sheets





US007257619B2

(12) **United States Patent**
Philyaw

(10) **Patent No.:** **US 7,257,619 B2**
(45) **Date of Patent:** ***Aug. 14, 2007**

(54) **BAR CODE SCANNER AND SOFTWARE INTERFACE INTERLOCK FOR PERFORMING ENCRYPTED HANDSHAKING AND FOR DISABLING THE SCANNER OR INPUT DEVICE IN CASE OF HANDSHAKING OPERATION FAILURE**

FOREIGN PATENT DOCUMENTS

EP 0 961 250 A2 12/1999

(Continued)

OTHER PUBLICATIONS

(75) Inventor: **Jeffrey Jovan Philyaw**, Dallas, TX (US)

“Distributing Uniform Resource Locators as Bar Code Images”, IBM Technical Disclosure Bulletin, Jan. 1996.

(73) Assignee: **LV Partners, LP**, Dallas, TX (US)

“Bar Code Method for Automating Catalog Orders”, IBM Technical Disclosure Bulletin, Sep. 1998.

(*) Notice: Subject to any disclaimer, the term of this patent is extended or adjusted under 35 U.S.C. 154(b) by 313 days.

Primary Examiner—Paul H. Kang

(74) *Attorney, Agent, or Firm*—Howison & Arnott, LLP

This patent is subject to a terminal disclaimer.

(57) **ABSTRACT**

(21) Appl. No.: **10/881,725**

An interlocking architecture for a software interface and a bar code scanner. Upon power-up, a handshaking operation is performed between a scanner (1600) having a scanner processor (2600) and a computer processor (2612) of a computer (302) based upon the code stored in the NV memory (2602) of the scanner (1600) and a unique code associated with the software interface running on the computer (302). A wedge (1608) is provided as an interface mechanism for the scanner (1600) and a keyboard (1610) to a keyboard port (2500) of the computer (302). The handshaking occurs through the wedge (1608) via a keyboard interface (2610) to the processor (2600) such that a successful handshake directs the processor (2600) to engage a switch (2604) which enables power to a sensing head (2606) for read optically encoded information. The software interface operates from a computer memory (2614) associated with the processor (2612) whereby an unsuccessful handshake using unique number of the software interface by the processor (2612) sends a disabling signal through the keyboard circuit (2618) through the wedge (1608) to the scanner processor (2600) to disengage the switch (2604) to drop power to the sensor head (2606). The handshaking operation is performed on a regular basis during system power-up to ensure that the original software interface and scanner (1600) are still in use.

(22) Filed: **Jun. 29, 2004**

(65) **Prior Publication Data**

US 2005/0060366 A1 Mar. 17, 2005

Related U.S. Application Data

(63) Continuation of application No. 09/496,208, filed on Feb. 2, 2000, now Pat. No. 6,757,715, which is a continuation-in-part of application No. 09/378,221, filed on Aug. 19, 1999, now Pat. No. 6,745,234.

(51) **Int. Cl.**

G06F 15/16 (2006.01)

G06F 15/173 (2006.01)

(52) **U.S. Cl.** **709/210; 709/224; 709/228; 709/237**

(58) **Field of Classification Search** **709/208, 709/210, 224–229, 237; 707/4; 725/81**

See application file for complete search history.

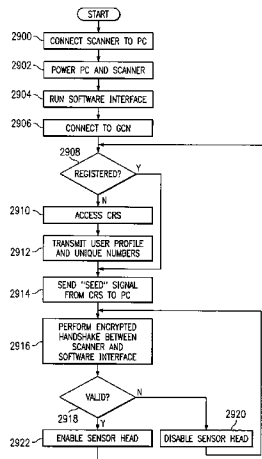
(56) **References Cited**

U.S. PATENT DOCUMENTS

3,668,312 A 6/1972 Yamamoto et al. 348/17

(Continued)

14 Claims, 13 Drawing Sheets





US007257614B2

(12) **United States Patent**
Philyaw et al.

(10) **Patent No.:** **US 7,257,614 B2**

(45) **Date of Patent:** ***Aug. 14, 2007**

(54) **DIGITAL ID FOR SELECTING WEB BROWSER AND USE PREFERENCES OF A USER DURING USE OF A WEB APPLICATION**

(58) **Field of Classification Search** 709/201-3, 709/217, 219, 206, 228, 229, 246; 235/375; 713/1; 715/522

See application file for complete search history.

(75) **Inventors:** **Jeffrey Jovan Philyaw**, Dallas, TX (US); **David Kent Mathews**, Carrollton, TX (US)

(56) **References Cited**

U.S. PATENT DOCUMENTS

3,668,312 A 6/1972 Yamamoto et al. 178/6.8

(Continued)

FOREIGN PATENT DOCUMENTS

EP 0 961 250 A2 12/1999

(Continued)

OTHER PUBLICATIONS

“Distributing Uniform Resource Locators as Bar Code Images”, IBM Technical Disclosure Bulletin, Jan. 1996.

(Continued)

(73) **Assignee:** **LV Partners, LP**, Dallas, TX (US)

(*) **Notice:** Subject to any disclaimer, the term of this patent is extended or adjusted under 35 U.S.C. 154(b) by 96 days.

This patent is subject to a terminal disclaimer.

(21) **Appl. No.:** **11/000,175**

(22) **Filed:** **Nov. 30, 2004**

(65) **Prior Publication Data**

US 2005/0080882 A1 Apr. 14, 2005

Related U.S. Application Data

(63) Continuation of application No. 09/382,420, filed on Aug. 24, 1999, now Pat. No. 6,826,592, which is a continuation-in-part of application No. 09/378,221, filed on Aug. 19, 1999, now Pat. No. 6,745,234, which is a continuation-in-part of application No. 09/151,471, filed on Sep. 11, 1998, now abandoned, which is a continuation-in-part of application No. 09/151,530, filed on Sep. 11, 1998, now Pat. No. 6,098,106.

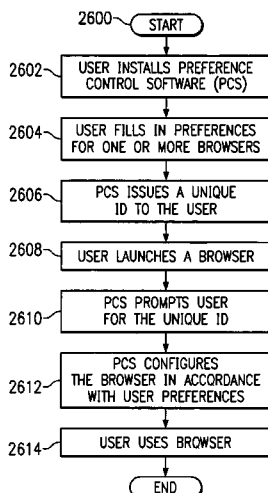
(51) **Int. Cl.**
G06F 15/16 (2006.01)
G06F 15/177 (2006.01)

(52) **U.S. Cl.** **709/202; 709/217; 709/220; 715/522**

(57) **ABSTRACT**

A browser configuration architecture where input of a unique user ID automatically configures those browser applications preselected for auto-configuration from entries of a user preferences sheet. The user preferences sheet (2500) is part of the browser control software (2502) used for storing user preferences associated with one or more browser applications (2506, 2508, and 2510) loaded on a computer of the user. Upon completing the entry of preference information into the user preferences sheet (2500), the browser control software generates a unique user ID (2504) which is used to automatically configure the desired browser application according to the user preferences entered into the user preference sheet (2500). Each user of the browser control program (2502) of a computer is issued a unique user ID (2504) from which the respective user can auto-configure the desired browser application.

7 Claims, 11 Drawing Sheets



(12) **United States Patent**
Philyaw et al.

(10) **Patent No.:** **US 7,240,840 B2**
(45) **Date of Patent:** ***Jul. 10, 2007**

- (54) **OPTICAL READER AND USE**
- (75) Inventors: **Jeffry Jovan Philyaw**, Dallas, TX (US); **Douglas L. Davis**, Dallas, TX (US)
- (73) Assignee: **LV Partners, LP**, Dallas, TX (US)
- (*) Notice: Subject to any disclaimer, the term of this patent is extended or adjusted under 35 U.S.C. 154(b) by 0 days.

5,354,977 A *	10/1994	Roustaie	235/462.11
5,621,203 A *	4/1997	Swartz et al.	235/462.11
5,786,585 A *	7/1998	Eastman et al.	235/462.15
5,938,727 A *	8/1999	Ikeda	709/218
6,073,851 A *	6/2000	Olmstead et al.	235/462.45
6,104,845 A *	8/2000	Lipman et al.	382/313
6,260,023 B1 *	7/2001	Seevers et al.	705/20
6,581,838 B1 *	6/2003	Meksavan et al.	235/462.46

This patent is subject to a terminal disclaimer.

* cited by examiner

Primary Examiner—Steven S. Paik
(74) *Attorney, Agent, or Firm*—Howison & Arnott, L.L.P.

- (21) Appl. No.: **11/069,837**
- (22) Filed: **Mar. 1, 2005**

- (65) **Prior Publication Data**
US 2006/0032922 A1 Feb. 16, 2006

- Related U.S. Application Data**
- (63) Continuation of application No. 09/580,848, filed on May 30, 2000, now Pat. No. 6,860,424, which is a continuation-in-part of application No. 09/378,221, filed on Aug. 19, 1999, now Pat. No. 6,745,234, which is a continuation-in-part of application No. 09/151,471, filed on Sep. 11, 1998, now abandoned, and a continuation-in-part of application No. 09/151,530, filed on Sep. 11, 1998, now Pat. No. 6,098,106.

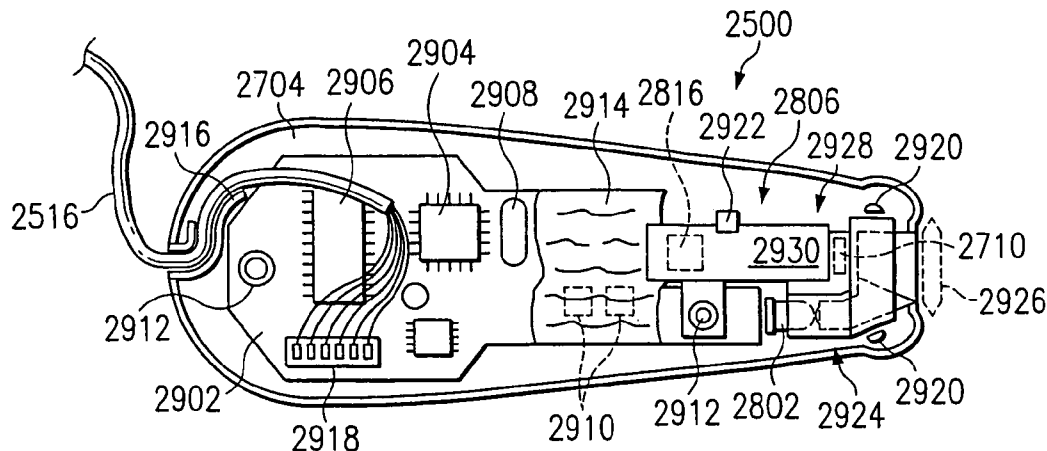
- (51) **Int. Cl.**
G06K 7/10 (2006.01)
- (52) **U.S. Cl.** **235/455; 235/454; 235/462.42**
- (58) **Field of Classification Search** **235/455, 235/454, 462.14, 462.15, 462.24, 462.42**
See application file for complete search history.

- (56) **References Cited**
U.S. PATENT DOCUMENTS
5,175,422 A * 12/1992 Koizumi et al. 235/472.01

(57) **ABSTRACT**

An optical reader is provided for reading a symbol representing information having areas of different light reflectivity. The optical reader comprises a radiant energy source, a photodetector, an optical system and a decoder. The radiant energy source generates a radiant energy for illuminating a target region. The photodetector generates output electrical signals indicative of the radiant energy incident thereon. The optical system includes a projection portion and a collection portion. The projection portion directs the radiant energy along a projection path extending from the radiant energy source to the target region. The collection portion collects the radiant energy reflected from a symbol when the symbol occupies the target region and directs the collected radiant energy along a collection path extending from the target region to the photodetector. The collection portion includes one pinhole aperture disposed upstream on the collection path from the photodetector without intervening refraction or diffraction and one magnifying lens disposed upstream on the collection path from the pinhole aperture without intervening refraction or diffraction. The decoder decodes the output electrical signals of the photodetector to provide indication of the information contained in the symbol.

20 Claims, 13 Drawing Sheets





US007237104B2

(12) **United States Patent**
Philyaw

(10) **Patent No.:** **US 7,237,104 B2**
(45) **Date of Patent:** **Jun. 26, 2007**

(54) **AUTOMATIC CONFIGURATION OF EQUIPMENT SOFTWARE**

(75) Inventor: **Jeffry Jovan Philyaw**, Dallas, TX (US)

(73) Assignee: **LV Partners, L.P.**, Dallas, TX (US)

(*) Notice: Subject to any disclaimer, the term of this patent is extended or adjusted under 35 U.S.C. 154(b) by 225 days.

4,780,599 A	10/1988	Baus
4,785,296 A	11/1988	Tabata et al.
4,816,904 A	3/1989	McKenna et al.
4,817,136 A	3/1989	Rhoads
4,833,308 A	5/1989	Humble
4,841,132 A	6/1989	Kajitani et al.
4,845,634 A	7/1989	Vitek et al.
4,894,789 A	1/1990	Yee

(Continued)

FOREIGN PATENT DOCUMENTS

EP 0 961 250 A2 12/1999

(Continued)

OTHER PUBLICATIONS

"Group Decision Support System; Development and Application", Energy Systems, James W. Thomas; Westinghouse, Pittsburgh, PA.

(Continued)

Primary Examiner—Dennis M. Butler

(74) *Attorney, Agent, or Firm*—Howison & Arnott, L.L.P.

(57) **ABSTRACT**

An architecture for automatically configuring software of a piece of equipment. The piece of equipment is in communication with a network, the piece of equipment having one or more machine-resolvable codes associated therewith. The piece of equipment connects to a remote location disposed on the network in response to reading a select one of the one or more machine-resolvable codes with a reader. Software associated with the select one of the one or more machine-resolvable codes is downloaded from the remote location to the piece of equipment, and the piece of equipment is then configured according to the software.

19 Claims, 20 Drawing Sheets

(21) Appl. No.: **10/796,793**

(22) Filed: **Mar. 9, 2004**

(65) **Prior Publication Data**

US 2005/0060527 A1 Mar. 17, 2005

Related U.S. Application Data

(63) Continuation of application No. 09/568,293, filed on May 10, 2000, now Pat. No. 6,704,864, which is a continuation-in-part of application No. 09/378,221, filed on Aug. 19, 1999, now Pat. No. 6,745,234.

(51) **Int. Cl.**
G06F 15/177 (2006.01)

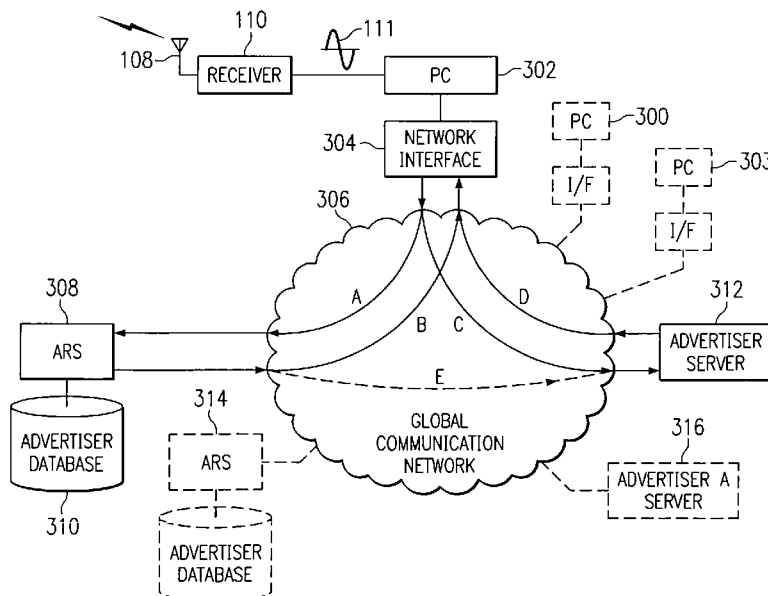
(52) **U.S. Cl.** **713/1; 713/100**

(58) **Field of Classification Search** None
See application file for complete search history.

(56) **References Cited**

U.S. PATENT DOCUMENTS

3,668,312 A	6/1972	Yamamoto et al.
4,002,886 A	1/1977	Sundelin
4,042,792 A	8/1977	Pakenham et al.
4,365,148 A	12/1982	Whitney
4,621,259 A	11/1986	Schepers et al.
4,654,482 A	3/1987	DeAngelis





US007228282B1

(12) **United States Patent**
Philyaw et al.

(10) **Patent No.:** **US 7,228,282 B1**
(45) **Date of Patent:** **Jun. 5, 2007**

(54) **METHOD AND APPARATUS FOR DIRECTING AN EXISTING PRODUCT CODE TO A REMOTE LOCATION**

(75) Inventors: **Jeffry Jovan Philyaw**, Dallas, TX (US); **David Kent Mathews**, Carrollton, TX (US)

(73) Assignee: **LV Partners, L.P.**, Dallas, TX (US)

(*) Notice: Subject to any disclaimer, the term of this patent is extended or adjusted under 35 U.S.C. 154(b) by 0 days.

(21) Appl. No.: **09/382,425**

(22) Filed: **Aug. 24, 1999**

Related U.S. Application Data

(63) Continuation-in-part of application No. 09/151,471, filed on Sep. 11, 1998, now abandoned, and a continuation-in-part of application No. 09/151,130, filed on Sep. 11, 1998, now Pat. No. 6,098,106.

(51) **Int. Cl.**
G06Q 10/00 (2006.01)
G07F 7/00 (2006.01)

(52) **U.S. Cl.** **705/1; 705/27; 705/28**

(58) **Field of Classification Search** **705/1, 705/20-29; 348/143, 203; 382/118; 369/103**
See application file for complete search history.

(56) **References Cited**

U.S. PATENT DOCUMENTS

3,668,312 A	6/1972	Yamamoto et al.	178/6.8
4,002,886 A	1/1977	Sundelin	235/61.7 R
4,042,792 A	8/1977	Pakenham et al.	179/90
4,365,148 A	12/1982	Whitney	235/383
4,621,259 A	11/1986	Schepers et al.	340/707

4,654,482 A	3/1987	DeAngelis	379/95
4,780,599 A	10/1988	Baus	235/383
4,785,296 A	11/1988	Tabata et al.	340/731
4,816,904 A	3/1989	McKenna et al.	358/84
4,817,136 A	3/1989	Rhoads	379/357
4,833,308 A	5/1989	Humble	235/383

(Continued)

FOREIGN PATENT DOCUMENTS

DE 19951881 A1 * 5/2001

(Continued)

OTHER PUBLICATIONS

“Group Decision Support System: Development and Application”, Energy Systems, Westinghouse, Pittsburgh, PA.

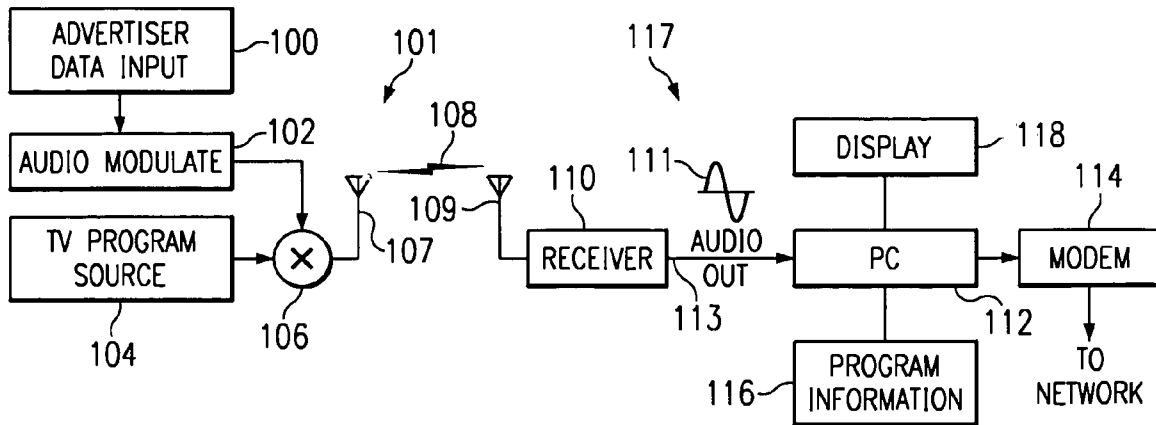
(Continued)

Primary Examiner—Andrew J. Fischer
Assistant Examiner—Christina Sherr
(74) *Attorney, Agent, or Firm*—Howison & Arnott, LLP

(57) **ABSTRACT**

A method for interfacing a user location on a network to a destination location on the network is disclosed. A bar code having product information contained therein relating to an associated product is first scanned with a scanner, which bar code has no network routing information contained therein. The product information contained within the bar code is then extracted. Routing information over the network from the user location to the destination location is then defined in response to the steps of scanning and extracting, which routing information defines the location of the destination location on the network. With the routing information, the user location is then connected to the destination location in accordance with the defined routing information.

22 Claims, 10 Drawing Sheets



(12) **United States Patent**
Philyaw

(10) **Patent No.:** **US 8,028,036 B1**
(45) **Date of Patent:** ***Sep. 27, 2011**

(54) **LAUNCHING A WEB SITE USING A PASSIVE TRANSPONDER**

(75) Inventor: **Jeffrey Jovan Philyaw**, Dallas, TX (US)

(73) Assignee: **RPX-LV Acquisition LLC**, Wilmington, DE (US)

(*) Notice: Subject to any disclaimer, the term of this patent is extended or adjusted under 35 U.S.C. 154(b) by 1056 days.

This patent is subject to a terminal disclaimer.

(21) Appl. No.: **09/614,937**

(22) Filed: **Jul. 11, 2000**

Related U.S. Application Data

(63) Continuation-in-part of application No. 09/378,221, filed on Aug. 19, 1999, now Pat. No. 6,745,234, which is a continuation-in-part of application No. 09/151,471, filed on Sep. 11, 1998, now abandoned, and a continuation-in-part of application No. 09/151,530, filed on Sep. 11, 1998, now Pat. No. 6,098,106.

(51) **Int. Cl.**
G06F 15/16 (2006.01)

(52) **U.S. Cl.** **709/217**; 709/219; 707/999.01

(58) **Field of Classification Search** 709/217-219, 709/227, 238, 245; 705/23, 26, 14; 707/999.01, 707/E17.112, 999.002, 999.003, 999.004
See application file for complete search history.

(56) **References Cited**

U.S. PATENT DOCUMENTS

3,668,312 A	6/1972	Yamamoto et al.	348/17
4,002,886 A	1/1977	Sundelin	235/61.7 R
4,042,792 A	8/1977	Pakenham et al.	179/90

4,365,148 A	12/1982	Whitney	235/383
4,621,259 A	11/1986	Schepers et al.	345/180
4,654,482 A	3/1987	DeAngelis	379/95
4,780,599 A	10/1988	Baus	235/383
4,785,296 A	11/1988	Tabata et al.	340/731
4,816,904 A	3/1989	McKenna et al.	348/13
4,817,136 A	3/1989	Rhoads	379/375
4,833,308 A	5/1989	Humble	235/383

(Continued)

FOREIGN PATENT DOCUMENTS

EP 0 961 250 A2 12/1999

(Continued)

OTHER PUBLICATIONS

Gavan, J.; "Transponders for the detection and identification of remote cooperative targets" Telesystems Conference, 1994. Conference Proceedings., 1994 IEEE National , May 26-28, 1994 pp. 229-232.*

(Continued)

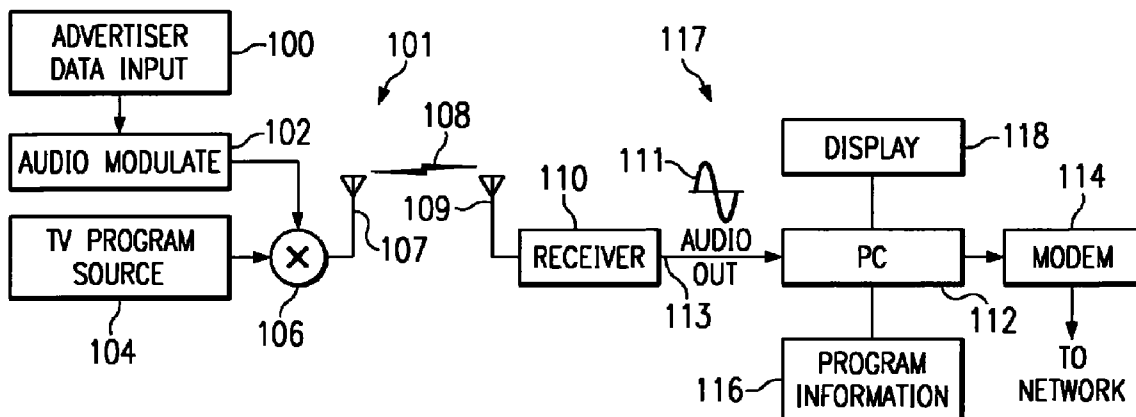
Primary Examiner — Peling A Shaw

(74) *Attorney, Agent, or Firm* — Howison & Arnott, L.L.P.

(57) **ABSTRACT**

A method of displaying a web page to a user. A triggering device (2502) having a unique code stored therein is provided to the user. The unique code is extracted from the triggering device (2502) with an activation system (302), the activation system (302) disposed on a network (306). Location information associated with the unique code is retrieved from a database (1614 or 310), the location information corresponding to a location of the web page on a remote location (312) disposed on the network (306). In response to retrieving the location information, the activation system (302) is connected to the remote location (312). The web page corresponding to the location information of the remote location (312) is then presented to the user via the activation system (302).

24 Claims, 13 Drawing Sheets





(12) **United States Patent**
Philyaw et al.

(10) **Patent No.:** **US 7,197,543 B2**
(45) **Date of Patent:** **Mar. 27, 2007**

(54) **METHOD AND APPARATUS FOR ACCESSING A REMOTE LOCATION WITH AN OPTICAL READER HAVING A DEDICATED MEMORY SYSTEM**

FOREIGN PATENT DOCUMENTS

EP 0 961 250 A2 12/1999

(Continued)

(75) Inventors: **Jeffry Jovan Philyaw**, Dallas, TX (US); **Douglas L. Davis**, Dallas, TX (US)

OTHER PUBLICATIONS

“Group Decision Support System; Development and Application”, Energy Systems, James W. Thomas; Westinghouse, Pittsburgh, PA. “New Technologies in Credit Card Authentication”, Pieter de Bruyne; Institute for Communications Technology Zurich, Switzerland; CH2892-1990 IEEE.

(Continued)

(73) Assignee: **LV Partners, LP**, Dallas, TX (US)

(*) Notice: Subject to any disclaimer, the term of this patent is extended or adjusted under 35 U.S.C. 154(b) by 0 days.

Primary Examiner—Paul H. Kang

(74) Attorney, Agent, or Firm—Howison & Arnott, L.L.P.

(21) Appl. No.: **10/874,145**

(22) Filed: **Jun. 22, 2004**

(65) **Prior Publication Data**

US 2005/0021672 A1 Jan. 27, 2005

Related U.S. Application Data

(63) Continuation of application No. 09/602,468, filed on Jun. 23, 2000, now Pat. No. 6,754,698, which is a continuation-in-part of application No. 09/598,886, filed on Jun. 21, 2000, now Pat. No. 6,758,398, which is a continuation-in-part of application No. 09/580,848, filed on May 30, 2000, now Pat. No. 6,860,424, which is a continuation-in-part of application No. 09/378,221, filed on Aug. 19, 1999, now Pat. No. 6,745,234, which is a continuation-in-part of application No. 09/151,471, filed on Sep. 11, 1998, now abandoned, and a continuation-in-part of application No. 09/151,530, filed on Sep. 11, 1998, now Pat. No. 6,098,106.

(57) **ABSTRACT**

A method of accessing a remote location on a network using an optical reader. The optical reader has an optical scanning system and a dedicated address memory system. The optical scanning system, in response to the user scanning an encoded indicia therewith, sends to a first computer disposed on the network a scan code indicative of information encoded in the scanned indicia. The dedicated address memory system, in response to the user completing an activation sequence, sends to the first computer a dedicated code indicative of information corresponding to a particular remote location. The information from the dedicated address memory system corresponding to a particular remote location does not originate from the scanning of an encoded indicia by the user. One of the scan code and the dedicated code is transmitted from the optical reader to the first computer. In response to the first computer receiving either the scan code or the dedicated code from the optical reader, a second computer disposed on the network is accessed. A lookup operation is performed at the second computer to match the code received from the optical reader, i.e., the scan code or the dedicated code, with a routing information for a remote location on the network. The routing information is returned from the second computer to the first computer. The remote location on the network is then accessed in accordance with the routing information returned from the second computer.

(51) **Int. Cl.**

G06F 15/16 (2006.01)

(52) **U.S. Cl.** **709/217; 709/219; 709/245**

(58) **Field of Classification Search** **709/217, 709/203, 202, 204, 245**

See application file for complete search history.

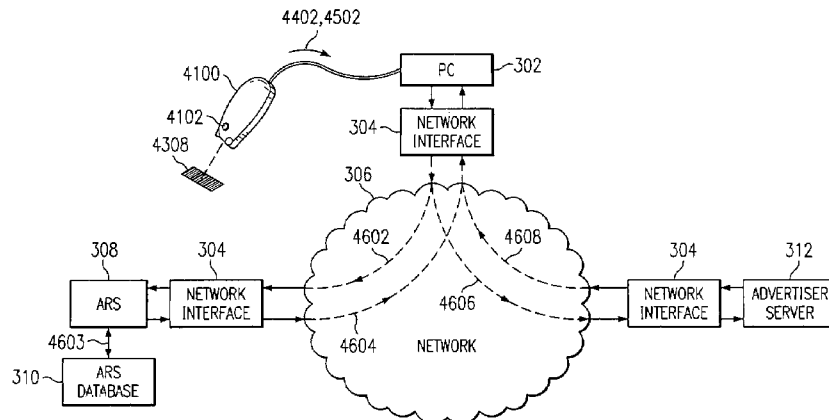
(56) **References Cited**

U.S. PATENT DOCUMENTS

3,668,312 A 6/1972 Yamamoto et al.

(Continued)

16 Claims, 17 Drawing Sheets





US007191247B1

(12) **United States Patent**
Philyaw

(10) **Patent No.:** **US 7,191,247 B1**
(45) **Date of Patent:** **Mar. 13, 2007**

(54) **METHOD FOR CONNECTING A WIRELESS DEVICE TO A REMOTE LOCATION ON A NETWORK**

Primary Examiner—Jason Cardone
Assistant Examiner—Andrew Mirza
(74) *Attorney, Agent, or Firm*—Howison & Arnott, L.L.P.

(75) Inventor: **Jeffrey Jovan Philyaw**, Dallas, TX (US)

(57) **ABSTRACT**

(73) Assignee: **LV Partners, LP**, Dallas, TX (US)

(*) Notice: Subject to any disclaimer, the term of this patent is extended or adjusted under 35 U.S.C. 154(b) by 533 days.

A method for connecting a wireless device to a remote location on a computer network. A beacon signal is transmitted from a beacon unit disposed at a first geographic location. The beacon signal includes components indicative of a first code and of a second code, the first code being associated with a remote location on a computer network and the second code being associated with an attribute of the beacon unit. The beacon signal is received using a beacon signal receiver circuit disposed with a wireless device at a second geographic location. The first code and the second code are then extracted from the beacon signal. In response to receiving the beacon signal, control signals indicative of the first code and the second code are sent from the beacon signal receiver circuit to the wireless device. In response to receiving the control signals, an RF signal constituting a first message packet is transmitted from the wireless device to an intermediate location on the computer network. The first message packet is indicative of the first code and the second code. The first message packet is received at the intermediate location and the first code and the second code are extracted therefrom. A computer database is accessed from the intermediate location. The database includes a plurality of routing information for remote locations on the computer network and a plurality of first codes. Each of the routing information is associated with at least one of the first codes. The routing information associated with the first code received in the beacon signal is then retrieved, and a reply packet including the routing information is transmitted from the intermediate location across the computer network back to the wireless device. In response to receiving the reply packet, a second message packet is transmitted from the wireless device to a remote location on the network using the routing information just received, thereby connecting the wireless device to the associated remote location.

(21) Appl. No.: **09/703,705**

(22) Filed: **Oct. 31, 2000**

Related U.S. Application Data

(63) Continuation-in-part of application No. 09/378,221, filed on Aug. 19, 1999, which is a continuation-in-part of application No. 09/151,530, filed on Sep. 11, 1998, now Pat. No. 6,098,106, and a continuation-in-part of application No. 09/151,471, filed on Sep. 11, 1998.

(51) **Int. Cl.**
G06F 15/16 (2006.01)

(52) **U.S. Cl.** **709/237; 709/238; 709/250; 370/338**

(58) **Field of Classification Search** **709/237, 709/238; 370/338**

See application file for complete search history.

(56) **References Cited**

U.S. PATENT DOCUMENTS

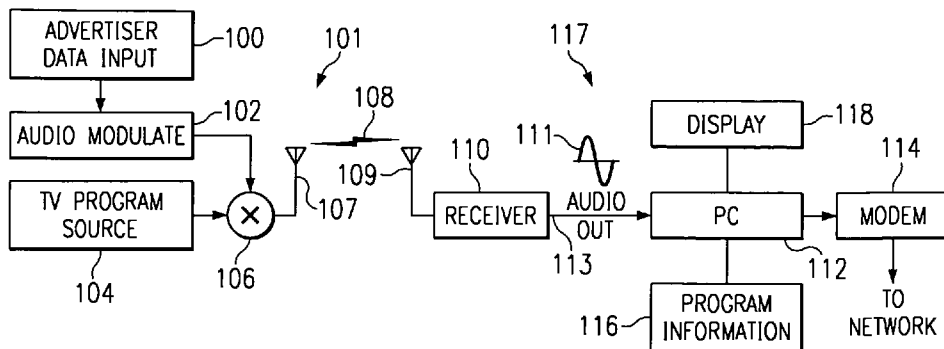
5,774,534 A * 6/1998 Mayer 379/142.01
6,098,106 A * 8/2000 Philyaw et al. 709/238
6,256,498 B1 * 7/2001 Ludwig 455/433

OTHER PUBLICATIONS

www.rfc-editor.org RFC 2002; 2006; 2041.*

* cited by examiner

20 Claims, 14 Drawing Sheets





US007159037B1

(12) **United States Patent**
Philyaw et al.

(10) **Patent No.:** **US 7,159,037 B1**
(45) **Date of Patent:** **Jan. 2, 2007**

(54) **METHOD AND APPARATUS FOR UTILIZING AN EXISTING PRODUCT CODE TO ISSUE A MATCH TO A PREDETERMINED LOCATION ON A GLOBAL NETWORK**

4,785,296 A	11/1988	Tabata et al.	340/731
4,816,904 A	3/1989	McKenna et al.	358/84
4,817,136 A	3/1989	Rhoads	379/357
4,833,308 A	5/1989	Humble	235/383
4,841,132 A	6/1989	Kajitani et al.	235/472
4,845,634 A	7/1989	Vitek et al.	364/468

(75) Inventors: **Jeffry Jovan Philyaw**, Dallas, TX (US); **David Kent Mathews**, Carrollton, TX (US)

(Continued)

FOREIGN PATENT DOCUMENTS

(73) Assignee: **LV Partners, LP**, Dallas, TX (US)

EP 0 961 250 A2 12/1999

(*) Notice: Subject to any disclaimer, the term of this patent is extended or adjusted under 35 U.S.C. 154(b) by 0 days.

(Continued)

OTHER PUBLICATIONS

(21) Appl. No.: **09/382,375**

"Group Decision Support System: Development and Application", Energy Systems, Westinghouse, Pittsburgh, PA.

(22) Filed: **Aug. 24, 1999**

(Continued)

Related U.S. Application Data

Primary Examiner—Thong Vu
Assistant Examiner—Hai V. Nguyen
(74) *Attorney, Agent, or Firm*—Howison & Arnott, L.L.P.

(63) Continuation-in-part of application No. 09/378,221, filed on Aug. 19, 1999, which is a continuation-in-part of application No. 09/151,471, filed on Sep. 11, 1998, and a continuation-in-part of application No. 09/151,530, filed on Sep. 11, 1998.

(57) **ABSTRACT**

A method for providing an interconnection relationship between a product and a desired location on a global communications network. A machine readable product code is disposed on the product machine readable product code, the machine readable product code having encoded product information contained therein. The product code has no routing information embedded therein which would allow the product code, in and of itself, to cause routing to the desired location over any path on the network. The machine readable code is read and decoded. The extracted product code is then converted for routing information over the network to the desired location, which routing information defines the manner by which a user or a computer at a user location wherein the machine readable code was read can communicate with the desired location via an interconnection therewith.

(51) **Int. Cl.**
G06F 15/16 (2006.01)

(52) **U.S. Cl.** **709/245**; 717/174; 715/503

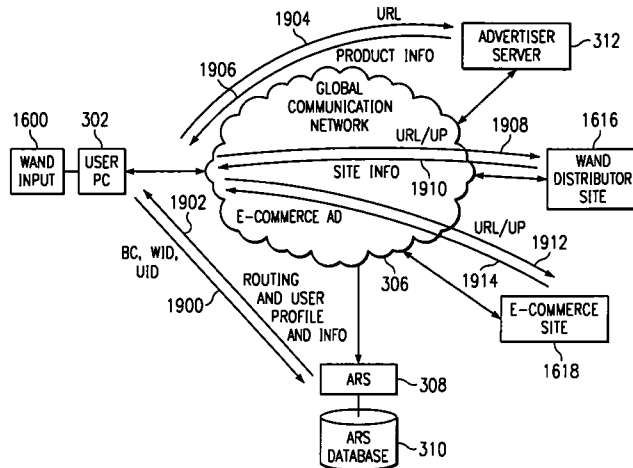
(58) **Field of Classification Search** 709/240, 709/217, 218, 245, 220, 224; 705/20, 203, 705/26, 52; 235/375, 383; 707/5
See application file for complete search history.

(56) **References Cited**

U.S. PATENT DOCUMENTS

3,668,312 A	6/1972	Yamamoto et al.	178/6.8
4,002,886 A	1/1977	Sundelin	235/61.7 R
4,042,792 A	8/1977	Pakenham et al.	179/90
4,365,148 A	12/1982	Whitney	235/383
4,621,259 A	11/1986	Schepers et al.	340/707
4,654,482 A	3/1987	DeAngelis	379/95
4,780,599 A	10/1988	Baus	235/383

16 Claims, 10 Drawing Sheets





US007117240B1

(12) **United States Patent**
Philyaw et al.

(10) **Patent No.:** **US 7,117,240 B1**
(45) **Date of Patent:** **Oct. 3, 2006**

(54) **METHOD AND APPARATUS FOR LAUNCHING A WEB SITE WITH NON-STANDARD CONTROL INPUT DEVICE**

(75) Inventors: **Jeffrey Jovan Philyaw**, Dallas, TX (US); **David Kent Mathews**, Carrollton, TX (US)

(73) Assignee: **LV Partners, LP**, Dallas, TX (US)

(*) Notice: Subject to any disclaimer, the term of this patent is extended or adjusted under 35 U.S.C. 154(b) by 0 days.

(21) Appl. No.: **09/382,373**

(22) Filed: **Aug. 24, 1999**

Related U.S. Application Data

(63) Continuation-in-part of application No. 09/378,221, filed on Aug. 19, 1999, now Pat. No. 6,745,234, which is a continuation-in-part of application No. 09/151,471, filed on Sep. 11, 1998, now abandoned, and a continuation-in-part of application No. 09/151,530, filed on Sep. 11, 1998, now Pat. No. 6,098,106.

(51) **Int. Cl.**
G06F 15/16 (2006.01)
G06F 13/12 (2006.01)

(52) **U.S. Cl.** **709/201; 710/65; 710/67; 709/246**

(58) **Field of Classification Search** **709/202; 709/205, 206, 207, 229, 245; 710/64; 385/121; 345/173**

See application file for complete search history.

(56) **References Cited**

U.S. PATENT DOCUMENTS

3,668,312 A	6/1972	Yamamoto et al.	178/6.8
4,002,886 A	1/1977	Sundelin	235/61.7 R
4,042,792 A	8/1977	Pakenham et al.	179/90
4,365,148 A	12/1982	Whitney	235/383
4,621,259 A	11/1986	Schepers et al.	340/707

4,654,482 A	3/1987	DeAngelis	379/95
4,780,599 A	10/1988	Baus	235/383
4,785,296 A	11/1988	Tabata et al.	340/731
4,816,904 A	3/1989	McKenna et al.	358/84
4,817,136 A	3/1989	Rhoads	379/357
4,833,308 A	5/1989	Humble	235/383
4,841,132 A	6/1989	Kajitani et al.	235/472
4,845,634 A	7/1989	Vitek et al.	364/468
4,894,789 A	1/1990	Yee	364/521
4,899,370 A	2/1990	Kameo et al.	379/104
4,901,073 A	2/1990	Kibrick	341/13
4,905,094 A	2/1990	Pocock et al.	358/342
4,907,264 A	3/1990	Seiler et al.	379/355
4,916,293 A	4/1990	Carlidge et al.	235/375
4,937,853 A	6/1990	Brule et al.	379/96
4,947,028 A	8/1990	Gorog	235/381
4,959,530 A	9/1990	O'Connor	235/383
4,975,948 A	12/1990	Andresen et al.	379/355

(Continued)

FOREIGN PATENT DOCUMENTS

EP 0 961 250 A2 12/1999

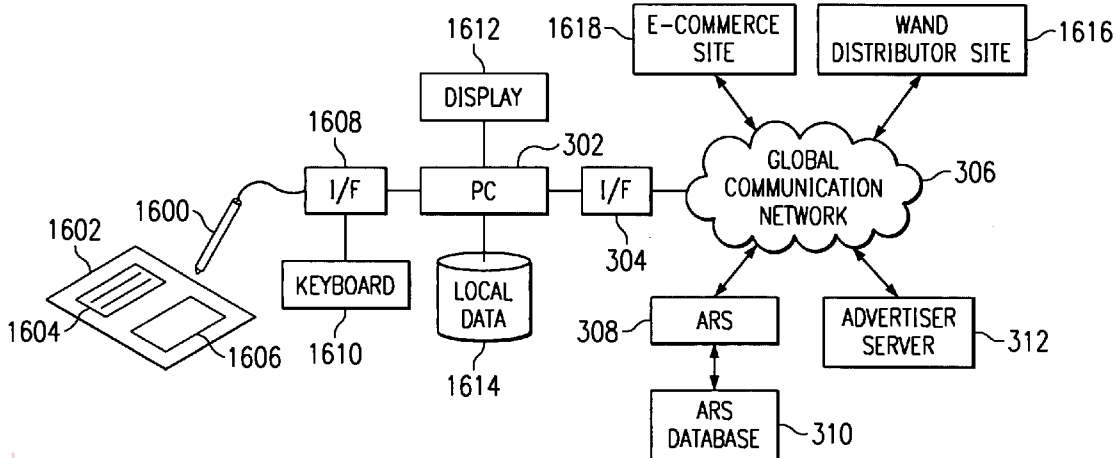
(Continued)

Primary Examiner—Paul H. Kang
(74) *Attorney, Agent, or Firm*—Howison & Arnott, LLP

(57) **ABSTRACT**

A method for launching a web browser application on a user's computer. A browser application is provided on the user's computer that is launchable in response to predetermined browser inputs being received by the user's computer. A non-browser input is provided that is not a portion of the set of predetermined browser inputs. This non-browser is correlated to the input to simulate one or more of the predetermined browser inputs as a simulated browser input. The web browser is then launched on the user's computer with this simulated browser input to access information on a network.

12 Claims, 10 Drawing Sheets



(12) **United States Patent**
Philyaw

(10) **Patent No.:** **US 7,089,291 B1**
(45) **Date of Patent:** **Aug. 8, 2006**

(54) **BATTERY PACK HAVING INTEGRAL OPTICAL READER FOR WIRELESS COMMUNICATION DEVICE** 4,621,259 A 11/1986 Schepers et al. 345/180
4,654,482 A 3/1987 DeAngelis 379/95
4,780,599 A 10/1988 Baus 235/383

(75) Inventor: **Jeffry Jovan Philyaw**, Dallas, TX (US) (Continued)

(73) Assignee: **L.V. Partners, L.P.**, Dallas, TX (US) FOREIGN PATENT DOCUMENTS

(*) Notice: Subject to any disclaimer, the term of this patent is extended or adjusted under 35 U.S.C. 154(b) by 711 days. EP 0 961 250 A2 12/1999 (Continued)

(21) Appl. No.: **09/627,197** OTHER PUBLICATIONS

(22) Filed: **Jul. 27, 2000** "Motorola i1000 cellular barcode scanner", Scan and go provides mobile computing solutions. Cellular barcode scanners, attached to cellular phones or wireless PDA's.*

Related U.S. Application Data

(63) Continuation-in-part of application No. 09/580,848, filed on May 3, 2000, which is a continuation-in-part of application No. 09/378,221, filed on Aug. 19, 1999, which is a continuation-in-part of application No. 09/151,471, filed on Sep. 11, 1998, now abandoned, and a continuation-in-part of application No. 09/151,530, filed on Sep. 11, 1998, now Pat. No. 6,098,106. (Continued)

Primary Examiner—Jeffrey Pwu
(74) *Attorney, Agent, or Firm*—Howison & Arnott, L.L.P.

(57) **ABSTRACT**

(51) **Int. Cl.**

G06F 15/16 (2006.01)
G06F 7/00 (2006.01)
H04M 11/00 (2006.01)
H04B 1/38 (2006.01)

(52) **U.S. Cl.** **709/217; 709/219; 709/227; 707/10; 379/93.12; 455/557**

(58) **Field of Classification Search** **709/239, 709/203, 217, 219, 227, 204, 207, 208, 245, 709/238; 707/10, 3, 4, 513; 235/454; 379/93.12**
See application file for complete search history.

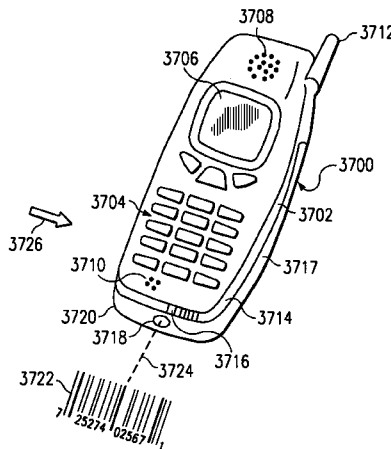
A battery pack for a wireless communication device comprises a housing, at least one battery disposed within the housing and an optical reader disposed within the housing. The housing is adapted to be removably attachable to a wireless communication device. The housing includes an external shell defining an optical port therethrough and has an operational power interface and a data interface disposed on an exterior surface. The battery is electrically connected to the operational power interface. The optical reader can scan an optical indicia through the optical port and produce signals indicative of information encoded in the optical indicia. The optical reader is operably connected to the data interface. A wireless communication device attached to the battery pack can obtain operational power from the operational power interface and can access signals indicative of the information encoded in the optical indicia from the data interface.

(56) **References Cited**

U.S. PATENT DOCUMENTS

3,668,312 A 6/1972 Yamamoto et al. 348/17
4,002,886 A 1/1977 Sundelin 235/61.7 R
4,042,792 A 8/1977 Pakenham et al. 179/90
4,365,148 A 12/1982 Whitney 235/383

15 Claims, 17 Drawing Sheets



(12) **United States Patent**
Philyaw et al.

(10) **Patent No.:** **US 7,069,582 B2**
(45) **Date of Patent:** ***Jun. 27, 2006**

(54) **Method and Apparatus for Controlling a User's PC through an Audio-Visual Broadcast to Archive Information in the User's PC**

(75) Inventors: **Jeffrey Jovan Philyaw**, Dallas, TX (US); **David Kent Mathews**, Carrollton, TX (US)

(73) Assignee: **L.V. Partners, L.P.**, Dallas, TX (US)

(*) Notice: Subject to any disclaimer, the term of this patent is extended or adjusted under 35 U.S.C. 154(b) by 0 days.

This patent is subject to a terminal disclaimer.

(21) Appl. No.: **10/785,377**

(22) Filed: **Feb. 24, 2004**

(65) **Prior Publication Data**

US 2004/0230837 A1 Nov. 18, 2004

Related U.S. Application Data

(63) Continuation of application No. 09/382,376, filed on Aug. 24, 1999, now Pat. No. 6,697,949, which is a continuation-in-part of application No. 09/378,221, filed on Aug. 19, 1999, now Pat. No. 6,745,234, which is a continuation-in-part of application No. 09/151,530, filed on Sep. 11, 1998, now Pat. No. 6,098,106, and a continuation-in-part of application No. 09/151,471, filed on Sep. 11, 1998, now abandoned.

(51) **Int. Cl.**

G06F 7/04 (2006.01)
G06F 7/58 (2006.01)
G06F 15/16 (2006.01)
G06F 17/30 (2006.01)
G06K 9/00 (2006.01)
G06K 19/00 (2006.01)

(52) **U.S. Cl.** **726/3; 380/211**

(58) **Field of Classification Search** **713/201; 380/211**

See application file for complete search history.

(56) **References Cited**

U.S. PATENT DOCUMENTS

3,668,312 A 6/1972 Yamamoto et al.

(Continued)

FOREIGN PATENT DOCUMENTS

EP 0 961 250 A2 12/1999

(Continued)

OTHER PUBLICATIONS

"Group Decision Support System; Development and Application", Energy Systems, James W. Thomas; Wastinghouse, Pittsburgh, PA.

(Continued)

Primary Examiner—Gilberto Barron

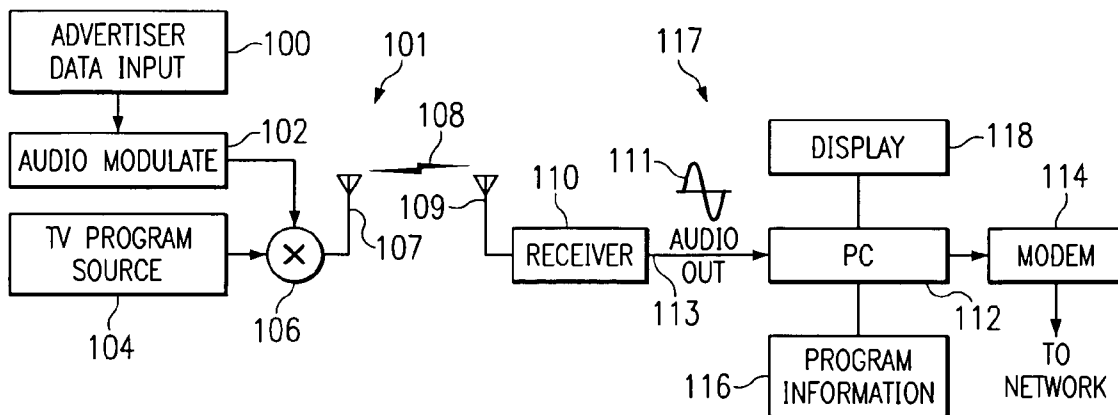
Assistant Examiner—Benjamin E. Lanier

(74) *Attorney, Agent, or Firm*—Howison & Arnott, L.L.P.

(57) **ABSTRACT**

A method for allowing a consumer to access an advertiser's location over a global communication network. A normal broadcast program is broadcast to a class of consumers having a unique signal embedded therein, which unique signal embedded therein is associated with a particular advertiser and a predetermined location on the network. Additionally, the unique signal has encoded therein a unique code that correlates with the location of this predetermined location on the network. When the unique signal is received at a consumer's location, the unique signal is decoded to extract therefrom the unique code. In response to this decoding, routing information to the predetermined location on the network from a consumer's computer on the network at the consumer's location is determined. This determined routing information is then archived in the consumer's computer.

12 Claims, 10 Drawing Sheets





US007043536B1

(12) **United States Patent**
Philyaw et al.

(10) **Patent No.:** **US 7,043,536 B1**
(45) **Date of Patent:** ***May 9, 2006**

(54) **METHOD FOR CONTROLLING A COMPUTER USING AN EMBEDDED UNIQUE CODE IN THE CONTENT OF CD MEDIA**

(75) Inventors: **Jeffry Jovan Philyaw**, Dallas, TX (US); **David Kent Mathews**, Carrollton, TX (US)

(73) Assignee: **LV Partners, L.P.**, Dallas, TX (US)

(*) Notice: Subject to any disclaimer, the term of this patent is extended or adjusted under 35 U.S.C. 154(b) by 0 days.

This patent is subject to a terminal disclaimer.

(21) Appl. No.: **09/378,217**

(22) Filed: **Aug. 19, 1999**

Related U.S. Application Data

(63) Continuation-in-part of application No. 09/151,530, filed on Sep. 11, 1998, now Pat. No. 6,098,106.

(51) **Int. Cl.**
G06F 15/16 (2006.01)
G06F 15/173 (2006.01)
G06F 7/00 (2006.01)
G06F 17/30 (2006.01)
H04N 7/173 (2006.01)

(52) **U.S. Cl.** **709/219**; 709/217; 709/218; 709/219; 709/203; 709/224; 709/226; 709/227; 709/229; 709/231; 709/238; 709/245; 725/105; 725/109; 725/112; 707/10; 707/104.1

(58) **Field of Classification Search** 709/217-219, 709/203, 224, 226-227, 229, 231, 238, 245; 705/1; 370/537; 395/200.47; 725/105, 725/109, 112; 707/10, 104.1

See application file for complete search history.

(56) **References Cited**

U.S. PATENT DOCUMENTS

3,668,312 A 6/1972 Yamamoto et al. 178/6.8

(Continued)

FOREIGN PATENT DOCUMENTS

EP 0 569 311 A1 10/1993

(Continued)

OTHER PUBLICATIONS

“Group Decision Support System: Development and Application”, Energy Systems, Westinghouse, Pittsburgh, PA.

(Continued)

Primary Examiner—Heather R. Herndon

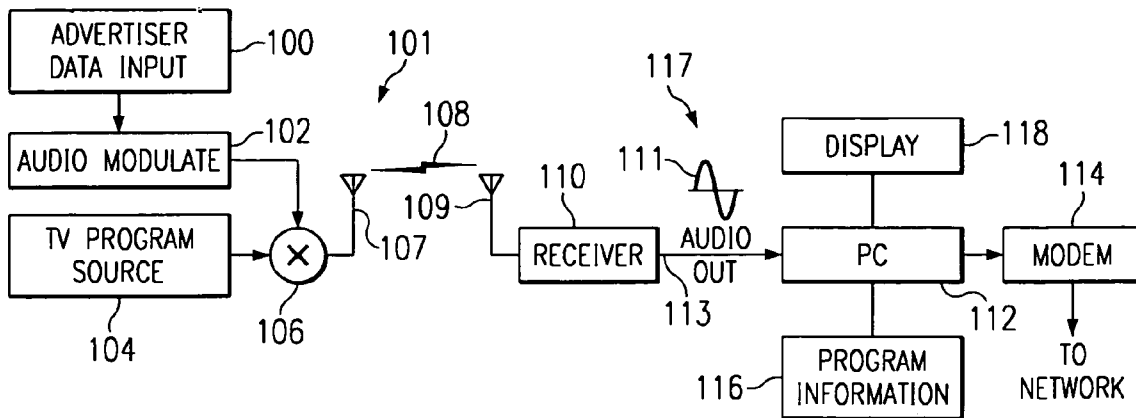
Assistant Examiner—Chau Nguyen

(74) *Attorney, Agent, or Firm*—Howison & Arnott, LLP

(57) **ABSTRACT**

A method for allowing a user PC (1702) to be controlled in order to effect a connection between the user PC (1702) and a destination node (1706) on a network (306). This is facilitated through an audio source (1700) wherein compact disk recording media has embedded therein an audio signal. When the compact disk recording media is played, the audio signal is extracted by an audio extractor (1600) and transmitted to the user PC, and detected by a program running in the background of the user PC (1702). Once the audible tone is detected, a web browser is launched and the tone or decoded product identifier information associated with the tone is transmitted to an ARS (308) on the network (306). The ARS (308) then compares the information received from the user PC (1702) using information from a relational database (1704). The relational database (1704) contains routing information for various destination nodes (1706) on the network. When a match occurs, the matching information is then forwarded back to the user PC (1702) and this is utilized to route the user PC (1702) to the particular destination node (1706) corresponding to the audible tone for the processing of information received therefrom.

10 Claims, 8 Drawing Sheets





(12) **United States Patent**
Philyaw et al.

(10) **Patent No.:** **US 7,010,577 B1**
(45) **Date of Patent:** ***Mar. 7, 2006**

(54) **METHOD OF CONTROLLING A COMPUTER USING AN EMBEDDED UNIQUE CODE IN THE CONTENT OF DVD MEDIA**

4,817,136 A 3/1989 Rhoads 379/357

(Continued)

(75) Inventors: **Jeffry Jovan Philyaw**, Dallas, TX (US); **David Kent Mathews**, Carrollton, TX (US)

FOREIGN PATENT DOCUMENTS

EP 0 961 250 A2 12/1999

(Continued)

(73) Assignee: **L. V. Partners, L.P.**, Dallas, TX (US)

OTHER PUBLICATIONS

(*) Notice: Subject to any disclaimer, the term of this patent is extended or adjusted under 35 U.S.C. 154(b) by 0 days.

“Group Decision Support System: Development and Application”, Energy Systems, Westinghouse, Pittsburgh, PA.

This patent is subject to a terminal disclaimer.

(Continued)

Primary Examiner—Marc D. Thompson

(21) Appl. No.: **09/378,218**

(74) *Attorney, Agent, or Firm*—Howison & Arnott, L.L.P.

(22) Filed: **Aug. 19, 1999**

(57) **ABSTRACT**

Related U.S. Application Data

(63) Continuation-in-part of application No. 09/151,530, filed on Sep. 11, 1998, now Pat. No. 6,098,106.

A method for allowing a user PC to be controlled in order to effect a connection between the user PC and a destination node on a network. This is facilitated through an audio source wherein the content of digital video disk recording media has embedded therein an audio signal. When the recording media is played, the audio signal is extracted by an audio extractor and transmitted to the user PC, and detected by a program running in the background of the user PC. Once the audible tone is detected, a web browser is launched and the tone or decoded product identifier information associated with the tone is transmitted to an ARS on the network. The ARS then compares the information received from the user PC using information from a relational database. The relational database contains routing information for various destination nodes on the network. When a match occurs, the matching information is then forwarded back to the user PC and this is utilized to route the user PC to the particular destination node corresponding to the audible tone for the processing of information received therefrom.

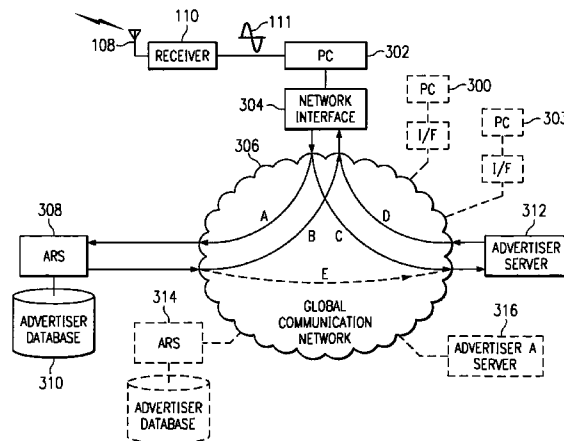
(51) **Int. Cl.**
G06F 15/16 (2006.01)
(52) **U.S. Cl.** **709/217; 709/238**
(58) **Field of Classification Search** **709/238, 709/239, 240, 241, 242, 245, 217, 218, 226, 709/219; 386/125, 126; 725/135, 136, 34**
See application file for complete search history.

(56) **References Cited**

U.S. PATENT DOCUMENTS

3,668,312 A	6/1972	Yamamoto et al.	178/6.8
4,002,886 A	1/1977	Sundelin	235/61.7 R
4,042,792 A	8/1977	Pakenham et al.	179/90
4,365,148 A	12/1982	Whitney	235/383
4,621,259 A	11/1986	Schepers et al.	340/707
4,654,482 A	3/1987	DeAngelis	379/95
4,780,599 A	10/1988	Baus	235/383
4,785,296 A	11/1988	Tabata et al.	340/731
4,816,904 A	3/1989	McKenna et al.	358/84

6 Claims, 8 Drawing Sheets





US006985962B2

(12) **United States Patent**
Philyaw

(10) **Patent No.:** **US 6,985,962 B2**
(45) **Date of Patent:** ***Jan. 10, 2006**

(54) **METHOD AND APPARATUS FOR ALLOWING A REMOTE SITE TO INTERACT WITH AN INTERMEDIATE DATABASE TO FACILITATE ACCESS TO THE REMOTE SITE**

(75) Inventor: **Jeffrey Jovan Philyaw**, Dallas, TX (US)

(73) Assignee: **L.V. Partners, L.P.**, Dallas, TX (US)

(*) Notice: Subject to any disclaimer, the term of this patent is extended or adjusted under 35 U.S.C. 154(b) by 0 days.

This patent is subject to a terminal disclaimer.

(21) Appl. No.: **10/664,201**

(22) Filed: **Sep. 16, 2003**

(65) **Prior Publication Data**

US 2004/0059779 A1 Mar. 25, 2004

Related U.S. Application Data

(63) Continuation-in-part of application No. 09/378,221, filed on Aug. 19, 1999, now Pat. No. 6,745,234, which is a continuation-in-part of application No. 09/151,471, filed on Sep. 11, 1998, now abandoned, and a continuation-in-part of application No. 09/151,530, filed on Sep. 11, 1998, now Pat. No. 6,098,106.

(51) **Int. Cl.**
G06F 13/00 (2006.01)

(52) **U.S. Cl.** **709/238**; 709/203; 709/217; 709/219

(58) **Field of Classification Search** 709/200–203, 709/217–219, 238, 245; 705/9, 10, 14, 26, 705/28

See application file for complete search history.

(56) **References Cited**

U.S. PATENT DOCUMENTS

4,002,886 A 1/1977 Sundelin 235/61.7 R

(Continued)

FOREIGN PATENT DOCUMENTS

EP 0 889 413 A2 7/1999
EP 0 961 250 A2 12/1999
JP 10188140 A 12/1996

(Continued)

OTHER PUBLICATIONS

“Group Decision Support System: Development and Application”, Energy Systems, Westinghouse Pittsburgh, PA.

(Continued)

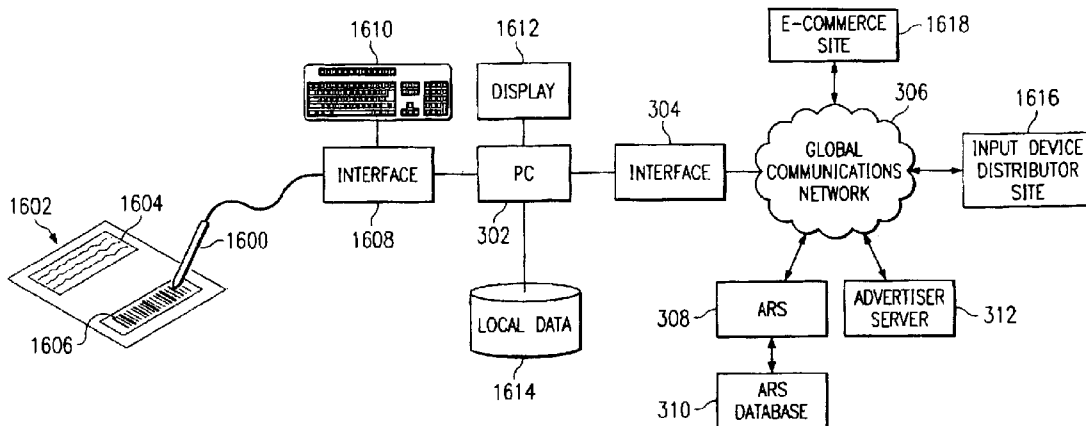
Primary Examiner—Moustafa M. Mehy

(74) *Attorney, Agent, or Firm*—Howison & Arnott, L.L.P.

(57) **ABSTRACT**

Method and apparatus for allowing a remote site to interact with an intermediate database to facilitate access to the remote site a method for delivering information from a source on a global communication network to a second and a user location thereon. A unique code is associated with an advertising action associated with the source location. The unique code is stored in a database and routing information over the global communication network to a defined location on the global communication network for the source associated with the unique code in the database. The unique code is delivered to the user and then accessed of the database by the user results in retrieval of the routing information associated with the delivered unique code by the user. The user is connected to the defined location associated with the delivered unique code in the database and in accordance with the associated routing information retrieved from the database. The associated routing information is changed in the database between the delivered unique code and another defined location on the global communication network in response to commands transferred to the database from the source, such that a later access of the database will cause the accessing user to be routed to another defined location.

19 Claims, 12 Drawing Sheets





US006985954B1

(12) **United States Patent**
Philyaw et al.

(10) **Patent No.:** **US 6,985,954 B1**
(45) **Date of Patent:** ***Jan. 10, 2006**

(54) **INPUT DEVICE FOR ALLOWING INPUT OF A UNIQUE DIGITAL CODE TO A USER'S COMPUTER TO CONTROL ACCESS THEREOF TO A WEB SITE**

FOREIGN PATENT DOCUMENTS

EP	0 961 250 A2	12/1999
JP	10188140 A	12/1996
WO	WO 95/10813	10/1994

(75) Inventors: **Jeffry Jovan Philyaw**, Dallas, TX (US); **David Kent Mathews**, Carrollton, TX (US)

(Continued)

(73) Assignee: **L. V. Partners, L.P.**, Dallas, TX (US)

OTHER PUBLICATIONS

(*) Notice: Subject to any disclaimer, the term of this patent is extended or adjusted under 35 U.S.C. 154(b) by 0 days.

"Group Decision Support System: Development and Application", Energy Systems, Westinghouse, Pittsburgh, PA.
"New Technologies in Credit Card Authentication", Pieter de Bryne, Institute of Communications Technology, Zurich, Switzerland.

This patent is subject to a terminal disclaimer.

(Continued)

Primary Examiner—William C. Vaughn, Jr.

(74) *Attorney, Agent, or Firm*—Howison & Arnott, L.L.P.

(21) Appl. No.: **09/491,142**

(57) **ABSTRACT**

(22) Filed: **Jan. 26, 2000**

Related U.S. Application Data

An input device for allowing input of a unique digital code to a user's computer to control access thereof to a web site. A method for connecting a user computer at a first location on a network with a second location on the network through use of a coded symbol having contained therein encoded information associated with routing information on the network to the second location thereover is disclosed. The encoded information is extract from the coded symbol and then decoded to provide decoded information. The decoded information is input to a defined port on the user computer which has an existing first functionality associated with the operation of the user computer which is not the same functionality as the step of inputting the decoded information. The input operation of the encoded symbol comprises a second functionality, with the port of the user computer operable to accommodate for both the first and second functionality during operation thereof. The operation under the second functionality when decoded information is input to the port is then detected. In response to detection of the input of the encoded information, the user computer is connected to the second location utilizing the decoded information.

(63) Continuation of application No. 09/378,221, filed on Aug. 19, 1999, now Pat. No. 6,745,234, which is a continuation-in-part of application No. 09/151,530, filed on Sep. 11, 1998, now Pat. No. 6,098,106, which is a continuation-in-part of application No. 09/151,471, filed on Sep. 11, 1998, now abandoned.

(51) **Int. Cl.**
G06F 15/16 (2006.01)

(52) **U.S. Cl.** **709/229; 709/217; 709/238**

(58) **Field of Classification Search** 709/248, 709/203, 238, 218, 219, 224, 239; 235/462.01; 705/10-14, 21, 23-25; 715/523-524
See application file for complete search history.

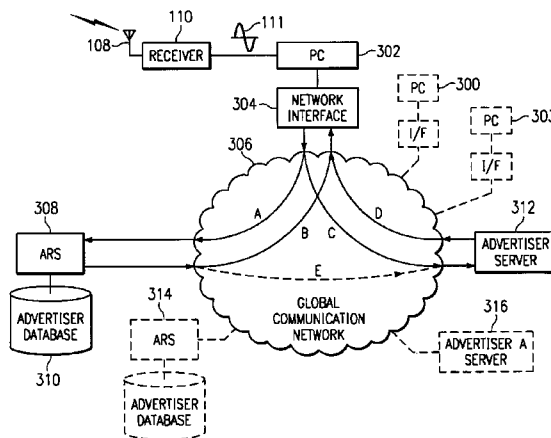
(56) **References Cited**

U.S. PATENT DOCUMENTS

3,668,312 A	6/1972	Yamamoto et al.	348/17
4,002,886 A	1/1977	Sundelin	235/61.7 R
4,042,792 A	8/1977	Pakenham et al.	179/90

(Continued)

11 Claims, 10 Drawing Sheets





(12) **United States Patent**
Philyaw

(10) **Patent No.:** **US 8,005,985 B2**
(45) **Date of Patent:** ***Aug. 23, 2011**

(54) **METHOD AND APPARATUS FOR UTILIZING AN AUDIBLY CODED SIGNAL TO CONDUCT COMMERCE OVER THE INTERNET**

(75) Inventor: **Jeffry Jovan Philyaw**, Dallas, TX (US)

(73) Assignee: **RPX—LV Acquisition LLC**,
Wilmington, DE (US)

(*) Notice: Subject to any disclaimer, the term of this patent is extended or adjusted under 35 U.S.C. 154(b) by 329 days.

This patent is subject to a terminal disclaimer.

(21) Appl. No.: **12/251,282**

(22) Filed: **Oct. 14, 2008**

(65) **Prior Publication Data**

US 2009/0125956 A1 May 14, 2009

Related U.S. Application Data

(63) Continuation of application No. 10/690,485, filed on Oct. 21, 2003, now Pat. No. 7,437,475, which is a continuation of application No. 09/491,089, filed on Jan. 20, 2000, now Pat. No. 6,636,896, which is a continuation-in-part of application No. 09/382,421, filed on Aug. 24, 1999, now Pat. No. 7,424,521, which is a continuation-in-part of application No. 09/378,221, filed on Aug. 19, 1999, now Pat. No. 6,745,234, which is a continuation-in-part of application No. 09/151,530, filed on Sep. 11, 1998, now Pat. No. 6,098,106, and a continuation-in-part of application No. 09/151,471, filed on Sep. 11, 1998, now abandoned.

(51) **Int. Cl.**
G06F 15/16 (2006.01)
G06F 12/00 (2006.01)

(52) **U.S. Cl.** **709/238; 370/310**

(58) **Field of Classification Search** **709/238, 709/217–219, 224, 239, 245, 250; 370/310**

See application file for complete search history.

(56) **References Cited**

U.S. PATENT DOCUMENTS

3,668,312 A 6/1972 Yamamoto et al.
(Continued)

FOREIGN PATENT DOCUMENTS

CA 2250450 4/1999
(Continued)

OTHER PUBLICATIONS

“Bar Code Method for Automating Catalog Orders,” IBM Technical Disclosure Bulletin, No. 88A 61554, Sep. 1988, pp. 243-244.

(Continued)

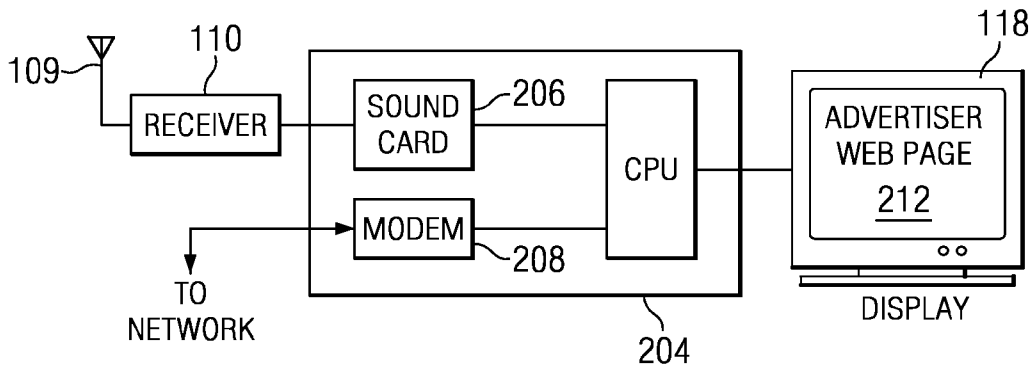
Primary Examiner — Zarni Maung

(74) *Attorney, Agent, or Firm* — Howison & Arnott, L.L.P.

(57) **ABSTRACT**

A method and apparatus for utilizing a coded audio/video signal to conduct commerce over the Internet. Broadcast information is broadcast from a remote location on a secondary network containing video over the secondary network to a location thereon proximate the location of the user PC. Unique information is encoded in the broadcast information representative of a location on the primary network of the remote node. The broadcast information is received and displayed on a video display at the location on the secondary network proximate the user PC. The user PC is connected to the remote node utilizing the unique information, and in accordance thereto, in response to receiving the unique information encoded within the broadcast information broadcast over the secondary network. The user is prompted to interface with the user PC by displaying a video image on the video display at approximately the same time as broadcast of the unique information over the secondary network in association with the broadcast information.

20 Claims, 12 Drawing Sheets





US006981059B1

(12) **United States Patent**
Philyaw et al.

(10) **Patent No.:** **US 6,981,059 B1**
(45) **Date of Patent:** ***Dec. 27, 2005**

(54) **AUDIBLE DESIGNATION FOR A NODE ON A COMMUNICATION NETWORK**

4,817,136 A 3/1989 Rhoads 379/375

(Continued)

(75) Inventors: **Jeffrey Jovan Philyaw**, Dallas, TX (US); **David Kent Mathews**, Carrollton, TX (US)

FOREIGN PATENT DOCUMENTS

(73) Assignee: **L.V. Partners, L.P.**, Dallas, TX (US)

(*) Notice: Subject to any disclaimer, the term of this patent is extended or adjusted under 35 U.S.C. 154(b) by 0 days.

EP	0 961 250 A2	12/1999	G07F/19/00
JP	10188140 A	12/1996	G07G/1/12
WO	WO 95/10813	10/1994	G06F/15/403
WO	WO 96/07146	9/1995	G06F/17/00
WO	WO 97/37319	2/1997	G06K/7/10
WO	WO 98/09243	8/1997	G06F/19/00
WO	WO 98/03923	1/1998	G06F/15/163
WO	WO 98/06055	2/1998	G06F/163/00
WO	WO 98/19259	5/1998	G06F/17/60
WO	WO 98/40823	9/1998	G06F/13/00
WO	WO 99/63457	6/1999	G06F/17/30

This patent is subject to a terminal disclaimer.

OTHER PUBLICATIONS

(21) Appl. No.: **09/494,956**

“Group Decision Support System: Development and Application”, Energy Systems, Westinghouse, Pittsburgh, PA.
“New Technologies in Credit Card Authentication”, Pieter de Bryne, Institute for Communications Technology, Zurich, Switzerland.

(22) Filed: **Feb. 1, 2000**

Related U.S. Application Data

(Continued)

(63) Continuation of application No. 09/378,221, filed on Aug. 19, 1999, now Pat. No. 6,745,234, which is a continuation-in-part of application No. 09/151,471, filed on Sep. 11, 1998, now abandoned, and a continuation-in-part of application No. 09/151,530, filed on Sep. 11, 1998, now Pat. No. 6,098,106.

Primary Examiner—William C. Vaughn, Jr.
(74) *Attorney, Agent, or Firm*—Howison & Arnott, L.L.P.

- (51) **Int. Cl.⁷** **G06F 15/16**
- (52) **U.S. Cl.** **709/245; 709/217**
- (58) **Field of Search** **709/245, 207, 709/208, 219, 236; 705/14; 725/60, 119**

(57) **ABSTRACT**

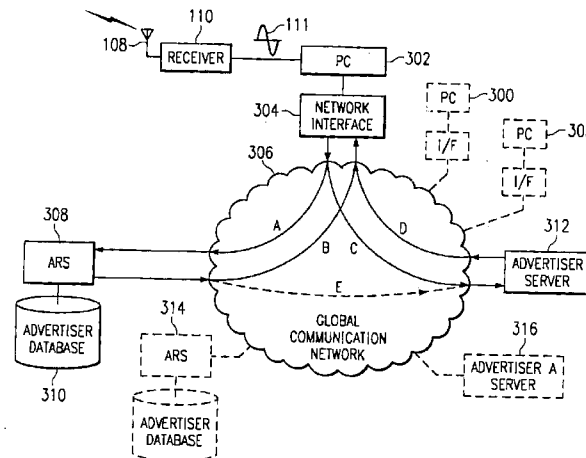
An audible designation for a node on a communication network A method is provided for allowing any of a plurality of first locations on a global communication network to access a specific and determinable second location on the global communication network. A unique audio signature is defined for the specific and determinable second location on the global communication network, which unique audio signature is permanently associated with the specific and determinable second location. A unique audio designation corresponding to the unique audio signature is stored in a database, and routing information associated therein with the unique audio designation over the global communication network to the specific and determinable second location from any of the plurality of the first locations on the global communication network.

(56) **References Cited**

U.S. PATENT DOCUMENTS

3,668,312 A	6/1972	Yamamoto et al.	348/17
4,002,886 A	1/1977	Sundelin	235/61.7 R
4,042,792 A	8/1977	Pakenham et al.	179/90
4,365,148 A	12/1982	Whitney	235/383
4,581,484 A	* 4/1986	Bendig	379/71
4,621,259 A	11/1986	Schepers et al.	345/180
4,654,482 A	3/1987	DeAngelis	379/95
4,780,599 A	10/1988	Baus	235/383
4,785,296 A	11/1988	Tabata et al.	340/731
4,816,904 A	3/1989	McKenna et al.	348/13

4 Claims, 10 Drawing Sheets





US006973438B1

(12) **United States Patent**
Philyaw

(10) **Patent No.:** **US 6,973,438 B1**
(45) **Date of Patent:** **Dec. 6, 2005**

(54) **METHOD AND APPARATUS FOR DELIVERING INFORMATION FROM A REMOTE SITE ON A NETWORK BASED ON STATISTICAL INFORMATION**

FOREIGN PATENT DOCUMENTS

EP 0 961 250 A2 12/1999 G07F 19/00

(Continued)

OTHER PUBLICATIONS

“Group Decision Support System: Development and Application”, Energy Systems, Westinghouse, Pittsburgh, PA.

(Continued)

Primary Examiner—John Leonard Young

(74) Attorney, Agent, or Firm—Howison & Arnott, L.L.P.

(75) Inventor: **Jeffry Jovan Philyaw**, Dallas, TX (US)

(73) Assignee: **L.V. Partners, L.P.**, Dallas, TX (US)

(*) Notice: Subject to any disclaimer, the term of this patent is extended or adjusted under 35 U.S.C. 154(b) by 0 days.

(21) Appl. No.: **09/539,596**

(22) Filed: **Mar. 31, 2000**

(57) **ABSTRACT**

Related U.S. Application Data

(63) Continuation-in-part of application No. 09/497,252, filed on Feb. 3, 2000, which is a continuation-in-part of application No. 09/378,221, filed on Aug. 19, 1999, which is a continuation-in-part of application No. 09/151,471, filed on Sep. 11, 1998, which is a continuation-in-part of application No. 09/151,530, filed on Sep. 11, 1998, now Pat. No. 6,098,106.

A method and apparatus are disclosed for delivering information, from a content location on a global communication network (GCN) dynamically selected according to statistical information, to a user location thereon. In a computer database, GCN routing information for each of a plurality of content locations on the GCN are associated with a predefined combination of one of a plurality of advertising codes and one of a plurality of possible statistical outcomes. One of the plurality of advertising codes is received from the user location. Data regarding multiple GCN users is statistically analyzed to derive one of a plurality of statistical outcomes. One of a plurality of advertising codes received from a user and the one of the plurality of statistical outcomes are combined in a database to derive a particular predefined combinations. Routing information for a particular content locations which is associated with the predefined combinations is then retrieved from the database. The routing information for the particular one of the plurality of content locations is and transmitted to the user location, which then connects to a content locations in accordance with the routing information retrieved from the database. Information from the particular content location is delivered back to the user location.

(51) **Int. Cl.⁷** **H01J 13/00**

(52) **U.S. Cl.** **705/26; 705/14**

(58) **Field of Search** **705/26, 14; 434/307 R; 709/206**

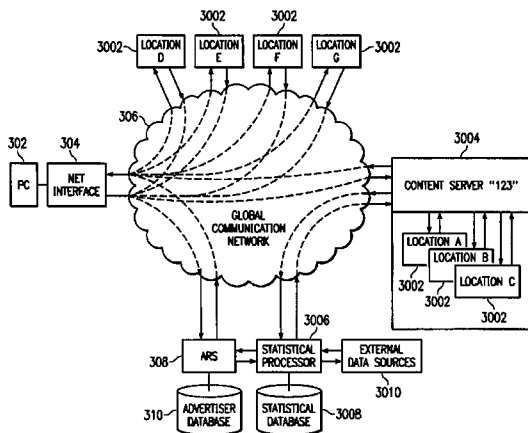
(56) **References Cited**

U.S. PATENT DOCUMENTS

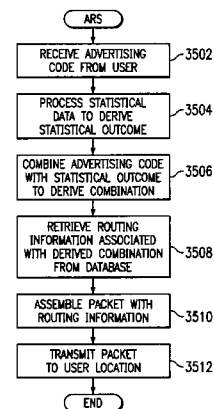
3,668,312 A	6/1972	Yamamoto et al.	348/17
4,002,886 A	1/1977	Sundelin	235/61.7 R
4,042,792 A	8/1977	Pakenham et al.	179/90
4,365,148 A	12/1982	Whitney	235/383
4,621,259 A	11/1986	Schepers et al.	345/180
4,654,482 A	3/1987	DeAngelis	379/95
4,780,599 A	10/1988	Baus	235/383
4,785,296 A	11/1988	Tabata et al.	340/731

(Continued)

17 Claims, 17 Drawing Sheets



3210		3212	
ADVERTISING CODE	STATISTICAL OUTCOME	CONTENT ROUTING INFORMATION	ASSOCIATED LOCATION
123	A	XXX.XXX.123.AXX	LOCATION A
123	B	XXX.XXX.123.BXX	LOCATION B
123	C	XXX.XXX.123.CXX	LOCATION C
456	D	XXX.456.XXX.DXX	LOCATION D
567	E	XXX.567.EXX.XXX	LOCATION E
678	F	678.XXX.XFX.XXX	LOCATION F
789	G	XXX.XXX.XX7.89G	LOCATION G





US006970916B1

(12) **United States Patent**
Philyaw

(10) **Patent No.:** **US 6,970,916 B1**
(45) **Date of Patent:** ***Nov. 29, 2005**

(54) **METHOD FOR CONDUCTING A CONTEST USING A NETWORK**

(75) Inventor: **Jeffrey Jovan Philyaw**, Dallas, TX (US)

(73) Assignee: **L. V. Partners, L.P.**, Dallas, TX (US)

(*) Notice: Subject to any disclaimer, the term of this patent is extended or adjusted under 35 U.S.C. 154(b) by 1299 days.

This patent is subject to a terminal disclaimer.

(21) Appl. No.: **09/594,651**

(22) Filed: **Jun. 15, 2000**

Related U.S. Application Data

(63) Continuation-in-part of application No. 09/568,754, filed on May 11, 2000, now Pat. No. 6,631,404, which is a continuation-in-part of application No. 09/378,221, filed on Aug. 19, 1999, now Pat. No. 6,745,234, which is a continuation-in-part of application No. 09/151,471, filed on Sep. 11, 1998, now abandoned, and a continuation-in-part of application No. 09/151,530, filed on Sep. 11, 1998, now Pat. No. 6,098,106.

(51) **Int. Cl.**⁷ **G06F 15/16**
(52) **U.S. Cl.** **709/217; 709/229**
(58) **Field of Search** **709/217-219, 709/203-207, 226, 229; 705/14, 23, 26; 235/454; 707/3, 4; 463/17**

(56) **References Cited**

U.S. PATENT DOCUMENTS

3,668,312 A 6/1972 Yamamoto et al. 348/17
(Continued)

FOREIGN PATENT DOCUMENTS

EP 0 961 250 A2 12/1999 G07F 19/00
(Continued)

OTHER PUBLICATIONS

“Group Decision Support System: Development and Application”, Energy Systems, Westinghouse, Pittsburgh, PA.

(Continued)

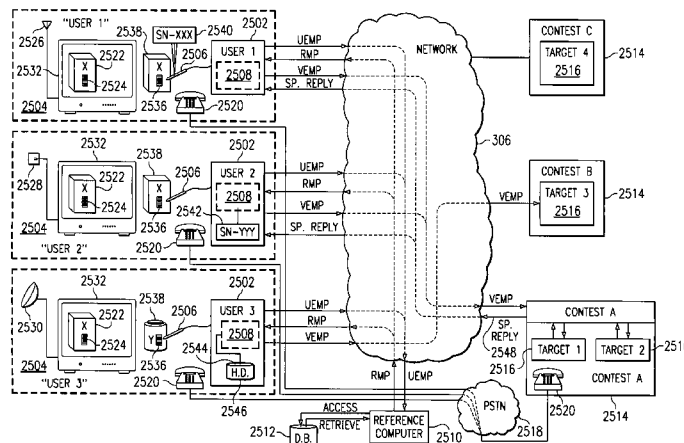
Primary Examiner—William C. Vaughn, Jr.

(74) *Attorney, Agent, or Firm*—Howison & Arnott, L.L.P.

(57) **ABSTRACT**

A method for conducting a contest using a network is provided. Displayed, on a practical screen of a user computer operably connected to the network at a user site, is a plurality of pick spaces, a virtual television set including a first virtual screen, and a virtual computer including a second virtual screen. The apparent area of the first virtual screen constitutes a first display area of the practical screen for showing successive images selected from a first plurality of images. A preselected one of the first plurality of images is designated a lesson image. The apparent area of the second virtual screen constitutes a second display area of the practical screen showing a rolling counter. The rolling counter depicts successive ones of a plurality of available characters, each character being displayed in the rolling counter for a preselected duration. Each time that the lesson image is shown in the first display area, a screen cursor is simultaneously positioned within the second display area, and a pointing device operably connected to the computer is simultaneously triggered, the then-current character shown in the rolling counter is assigned to a successive one of the plurality of pick spaces. Thereafter, the assigned character is displayed in the corresponding pick space. When each pick space displays an assigned character, an entry data packet is assembled including data indicative of the assigned character in each of the plurality of pick spaces. The entry data packet is transmitted from the user computer across the network to a remote site.

27 Claims, 20 Drawing Sheets





(12) **United States Patent**
Philyaw et al.

(10) **Patent No.:** **US 6,970,914 B1**
(45) **Date of Patent:** ***Nov. 29, 2005**

(54) **METHOD AND APPARATUS FOR EMBEDDING ROUTING INFORMATION TO A REMOTE WEB SITE IN AN AUDIO/VIDEO TRACK**

4,841,132 A 6/1989 Kajitani et al. 235/472
4,845,634 A 7/1989 Vitek et al. 364/468
4,894,789 A 1/1990 Yee 364/521

(Continued)

(75) Inventors: **Jeffry Jovan Philyaw**, Dallas, TX (US); **David Kent Mathews**, Carrollton, TX (US)

FOREIGN PATENT DOCUMENTS

EP 0 961 250 A2 12/1999 G07F 19/00

(Continued)

(73) Assignee: **L. V. Partners, L.P.**, Dallas, TX (US)

OTHER PUBLICATIONS

(*) Notice: Subject to any disclaimer, the term of this patent is extended or adjusted under 35 U.S.C. 154(b) by 0 days.

“Group Decision Support System: Development and Application”, Energy Systems, Westinghouse, Pittsburgh, PA.

This patent is subject to a terminal disclaimer.

(Continued)

(21) Appl. No.: **09/378,222**

Primary Examiner—Marc D. Thompson

(22) Filed: **Aug. 19, 1999**

(74) *Attorney, Agent, or Firm*—Howison & Arnott, L.L.P.

Related U.S. Application Data

(57) **ABSTRACT**

(63) Continuation-in-part of application No. 09/151,530, filed on Sep. 11, 1998, now Pat. No. 6,098,106.

A redirect system is provided which is operable to redirect information over a network 1610. This information is associated with a compressed MP3 audio file which is initially transmitted through the network from a source 1612 to a user PC 1600. The user PC 1600 will then play the information and, upon playing the information, embedded information within the audio file will be detected by an application program 1604. This will cause a browser 1602 to launch and route the embedded information to an intermediate node 1620. This information will be matched with information in a database 1624, which information provides routing information to a producer location 1614. This is transmitted back to the user PC 1600 which will then effect a connection with the producer 1614 to either view in the simple case a web page and, in the more complex case, actually transmit information from the database 1624 through the user PC 1600 to the producer 1614 to provide a customized communication in the form of a customized web page.

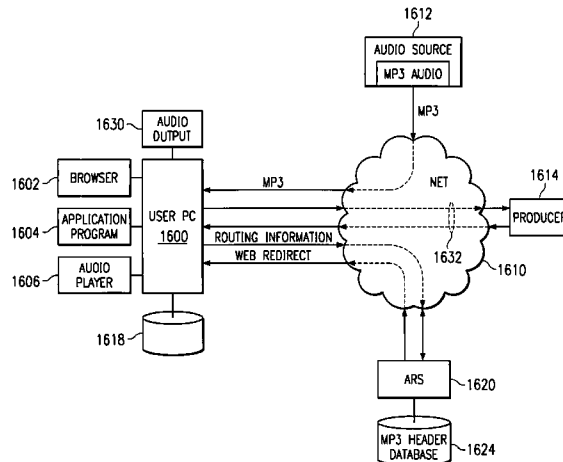
(51) **Int. Cl.**⁷ **G06F 15/16**
(52) **U.S. Cl.** **709/217; 709/238**
(58) **Field of Search** 709/218, 219, 709/203, 201, 238, 217, 227

References Cited

U.S. PATENT DOCUMENTS

3,668,312 A 6/1972 Yamamoto et al. 178/6.8
4,002,886 A 1/1977 Sundelin 235/61.7 R
4,042,792 A 8/1977 Pakenham et al. 179/90
4,365,148 A 12/1982 Whitney 235/383
4,621,259 A 11/1986 Schepers et al. 340/707
4,654,482 A 3/1987 DeAngelis 379/95
4,780,599 A 10/1988 Baus 235/383
4,785,296 A 11/1988 Tabata et al. 340/731
4,816,904 A 3/1989 McKenna et al. 358/84
4,817,136 A 3/1989 Rhoads 379/357
4,833,308 A 5/1989 Humble 235/383

10 Claims, 8 Drawing Sheets





US006961555B1

(12) **United States Patent**
Philyaw

(10) **Patent No.:** **US 6,961,555 B1**
(45) **Date of Patent:** **Nov. 1, 2005**

(54) **SYSTEM AND APPARATUS FOR CONNECTING A WIRELESS DEVICE TO A REMOTE LOCATION ON A NETWORK**

4,817,136 A 3/1989 Rhoads 379/375
4,833,308 A 5/1989 Humble 235/383

(Continued)

(75) Inventor: **Jeffry Jovan Philyaw**, Dallas, TX (US)

FOREIGN PATENT DOCUMENTS

(73) Assignee: **L.V. Partners, L.P.**, Dallas, TX (US)

EP 0 961 250 A2 12/1999 G07F/19/00
JP 10188140 A 12/1996 G07G/1/12

(*) Notice: Subject to any disclaimer, the term of this patent is extended or adjusted under 35 U.S.C. 154(b) by 914 days.

(Continued)

OTHER PUBLICATIONS

(21) Appl. No.: **09/703,465**

“Group Decision Support System: Development and Application”, Energy Systems Westinghouse, Pittsburgh, PA.
“New Technologies in Credit Card Authentication”, Pieter de Bryne, Institute for Communications Technology, Zurich, Switzerland.

(22) Filed: **Oct. 31, 2000**

(Continued)

Related U.S. Application Data

(63) Continuation-in-part of application No. 09/703,705, filed on Oct. 31, 2000, which is a continuation-in-part of application No. 09/378,221, filed on Aug. 19, 1999, now Pat. No. 6,745,234, which is a continuation-in-part of application No. 09/151,471, filed on Sep. 11, 1998, now abandoned, and a continuation-in-part of application No. 09/151,530, filed on Sep. 11, 1998, now Pat. No. 6,098,106.

Primary Examiner—David Hudspeth
Assistant Examiner—Kamran Afshar
(74) *Attorney, Agent, or Firm*—Howison & Arnott, L.L.P.

(51) **Int. Cl.**⁷ **H04B 1/38**; H04Q 7/00

ABSTRACT

(52) **U.S. Cl.** **455/403**; 455/422.1; 455/414.1; 709/202

A system for connecting a wireless device to a remote location on a computer network. The wireless device (2510) includes a processor (2714) and a transmitter/receiver (2716) for sending and receiving radio frequency signals (2516) to provide two-way digital communication between the processor and the computer network (306). The system comprises a beacon unit (2502) and a beacon signal receiver circuit (2508). The beacon unit is disposed at a location and includes a transmitter (2602) which transmits a beacon signal (2506) into a target region (2910a) adjacent to the location. The beacon signal receiver circuit is disposed with the wireless device and adapted to receive the beacon signal when the wireless device is within the target region. The beacon signal receiver circuit is operably connected to the processor of the wireless device. In response to receiving the beacon signal, the beacon signal receiver circuit sends control signals to the processor of the wireless device. In response to the processor receiving the control signals, the wireless device is connected to a remote location on the computer network.

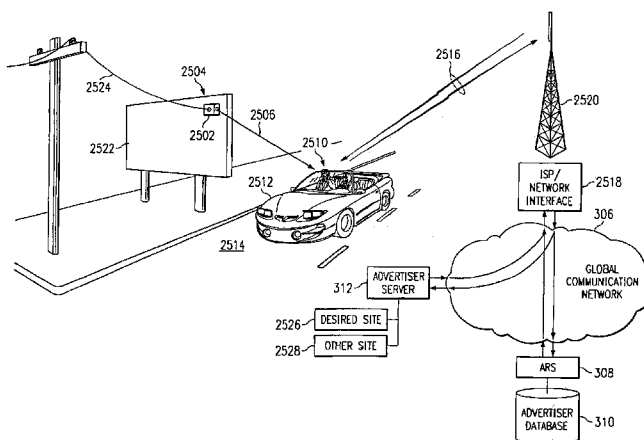
(58) **Field of Search** 455/3.05, 403, 455/414.1, 418, 422.1, 424, 425, 428, 445, 454, 458, 466, 41.2, 550.1, 575.1, 404.2, 456.1; 370/338, 438; 342/457, 463; 340/573.1; 359/19; 701/200, 207, 208; 244/3.11; 367/131

(56) **References Cited**

U.S. PATENT DOCUMENTS

3,668,312 A 6/1972 Yamamoto et al. 348/17
4,002,886 A 1/1977 Sundelin 235/61.7 R
4,042,792 A 8/1977 Pakenham et al. 179/90
4,365,148 A 12/1982 Whitney 235/383
4,621,259 A 11/1986 Schepers et al. 345/180
4,654,482 A 3/1987 DeAngelis 379/95
4,780,599 A 10/1988 Baus 235/383
4,785,296 A 11/1988 Tabata et al. 340/731
4,816,904 A 3/1989 McKenna et al. 348/13

38 Claims, 14 Drawing Sheets





US006877032B1

(12) **United States Patent**
Philyaw

(10) **Patent No.:** **US 6,877,032 B1**
(45) **Date of Patent:** **Apr. 5, 2005**

(54) **LAUNCHING A WEB SITE USING A PORTABLE SCANNER**

4,833,308 A	5/1989	Humble	235/383
4,841,132 A	6/1989	Kajitani et al.	235/472
4,845,634 A	7/1989	Vitek et al.	364/468
4,894,789 A	1/1990	Yee	348/552

(75) Inventor: **Jeffry Jovan Philyaw**, Dallas, TX (US)

(Continued)

(73) Assignee: **L.V. Partners, L.P.**, Dallas, TX (US)

(*) Notice: Subject to any disclaimer, the term of this patent is extended or adjusted under 35 U.S.C. 154(b) by 688 days.

FOREIGN PATENT DOCUMENTS

EP	0 961 250 A2	12/1999	G07F/19/00
JP	10188140 A	12/1996	G07G/1/12
WO	WO 95/10813	10/1994	G06F/15/403
WO	WO 96/07146	9/1995	G06F/17/00
WO	WO 97/37319	2/1997	G06K/7/10
WO	WO 98/09243	8/1997	G06F/19/00
WO	WO 98/03923	1/1998	G06F/15/163
WO	WO 98/06055	2/1998	G06F/163/00
WO	WO 98/19259	5/1998	G06F/17/60
WO	WO 98/40823	* 9/1998	G06F/13/00
WO	WO 99/63457	6/1999	G06F/17/30

(21) Appl. No.: **09/615,686**

(22) Filed: **Jun. 21, 2000**

Related U.S. Application Data

(63) Continuation-in-part of application No. 09/580,848, filed on May 30, 2000, which is a continuation-in-part of application No. 09/378,221, filed on Aug. 19, 1999, which is a continuation-in-part of application No. 09/151,471, filed on Sep. 11, 1998, and a continuation-in-part of application No. 09/151,530, filed on Sep. 11, 1998, now abandoned.

Primary Examiner—Jack B. Harvey

Assistant Examiner—Tam T. Phan

(74) *Attorney, Agent, or Firm*—Howison & Arnott, L.L.P.

(51) **Int. Cl.**⁷ **G06F 15/16**; G06F 17/60

(57) **ABSTRACT**

(52) **U.S. Cl.** **709/217**; 709/218; 709/219; 709/238; 705/23; 705/26

A method for a user to access information on a network. Information from a machine recognizable code (MRC) (1606) is extracted at a user location, which MRC (1606) has associated therewith routing information to a remote location (312) on the network. The extracted information from the MRC (1606) is wirelessly transmitted to a network interface device (302) in response to the information being extracted. The remote location (312) associated with the extracted information from the MRC (1606) is then connected thereto from the user location and the information downloaded therefrom. The downloaded information is displayed on a display (1612) at the user location, such that when displayed, substantially immediate feedback is provided to the user in response to the MRC (1606) being scanned.

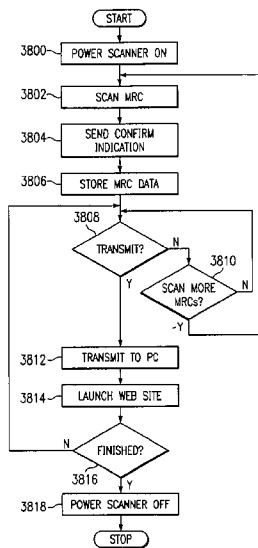
(58) **Field of Search** 709/238, 217, 709/218, 219, 227, 245; 705/14, 23, 26

(56) **References Cited**

U.S. PATENT DOCUMENTS

3,668,312 A	6/1972	Yamamoto et al.	348/17
4,002,886 A	1/1977	Sundelin	235/61.7 R
4,042,792 A	8/1977	Pakenham et al.	179/90
4,365,148 A	12/1982	Whitney	235/383
4,621,259 A	11/1986	Schepers et al.	345/180
4,654,482 A	3/1987	DeAngelis	379/95
4,780,599 A	10/1988	Baus	235/383
4,785,296 A	11/1988	Tabata et al.	340/731
4,816,904 A	3/1989	McKenna et al.	348/13
4,817,136 A	3/1989	Rhoads	379/375

18 Claims, 18 Drawing Sheets





US006868433B1

(12) **United States Patent**
Philyaw

(10) **Patent No.:** **US 6,868,433 B1**
(45) **Date of Patent:** **Mar. 15, 2005**

(54) **INPUT DEVICE HAVING POSITIONAL AND SCANNING CAPABILITIES**

4,894,789 A 1/1990 Yee 364/521
4,899,370 A 2/1990 Kameo et al. 379/104

(List continued on next page.)

(75) Inventor: **Jeffrey Jovan Philyaw**, Dallas, TX (US)

FOREIGN PATENT DOCUMENTS

(73) Assignee: **L.V. Partners, L.P.**, Dallas, TX (US)

EP 0 961 250 A2 12/1999 G07F/19/00
JP 10188140 A 12/1996 G07G/1/12
WO WO 95/10813 10/1994 G06F/15/403

(*) Notice: Subject to any disclaimer, the term of this patent is extended or adjusted under 35 U.S.C. 154(b) by 0 days.

(List continued on next page.)

(21) Appl. No.: **09/490,336**

OTHER PUBLICATIONS

(22) Filed: **Jan. 24, 2000**

“Group Decision Support System: Development and Application”, Energy Systems, Westinghouse, Pittsburgh, PA.
“New Technologies in Credit Card Authentication”, Pieter de Bryne, Institute for Communications Technology, Zurich, Switzerland.

Related U.S. Application Data

(List continued on next page.)

(63) Continuation-in-part of application No. 09/378,221, filed on Aug. 19, 1999, which is a continuation-in-part of application No. 09/151,471, filed on Sep. 11, 1998, which is a continuation-in-part of application No. 09/151,530, filed on Sep. 11, 1998, now Pat. No. 6,698,106.

Primary Examiner—William A. Cuchlinski, Jr.
Assistant Examiner—Thanh T Nguyen
(74) *Attorney, Agent, or Firm*—Howison & Arnott, L.L.P.

(51) **Int. Cl.**⁷ **G06F 15/16**

(57) **ABSTRACT**

(52) **U.S. Cl.** **709/203; 709/204; 705/23; 705/0.4; 345/156; 235/472; 235/375**

A multi-purpose input device (2500) for providing conventional positional tracking, and one or more read capabilities for automatically connecting a user PC (302) to remote node. In one embodiment, a user reads optically encoded indicia (1606) of a product by passing the input device (2500) thereover. A software interface (2505) processes the read information, assembles a message packet, and appends routing information thereto to connect the user PC (302) to an ARS (308) disposed on a common network (306). The ARS (308) performs a matching operation with the received product information to obtain an associated network address of a vendor server (314) having the desired product information. The ARS (308) returns the vendor server address to the user PC (302) whereby the vendor advertiser server (312) is automatically accessed by the user PC (302). The respective product information is then returned from the vendor server (312) to the user PC (302) for presentation to the user.

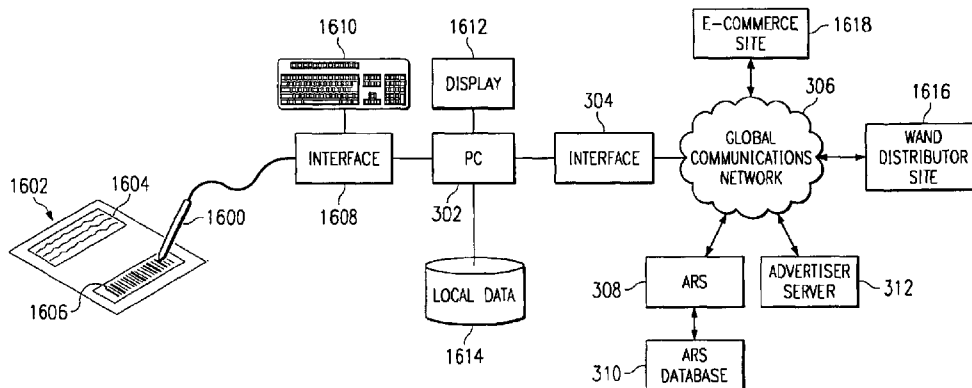
(58) **Field of Search** **709/203; 235/375, 235/472; 705/23, 4; 345/156**

(56) **References Cited**

U.S. PATENT DOCUMENTS

3,668,312 A 6/1972 Yamamoto et al. 178/6.8
4,002,886 A 1/1977 Sundelin 235/61.7 R
4,042,792 A 8/1977 Pakenham et al. 179/90
4,365,148 A 12/1982 Whitney 235/383
4,546,352 A * 10/1985 Goldman 340/5.86
4,621,259 A 11/1986 Schepers et al. 340/707
4,654,482 A 3/1987 DeAngelis 379/95
4,780,599 A 10/1988 Baus 235/383
4,785,296 A 11/1988 Tabata et al. 340/731
4,816,904 A 3/1989 McKenna et al. 358/84
4,817,136 A 3/1989 Rhoads 379/357
4,833,308 A 5/1989 Humble 235/383
4,841,132 A 6/1989 Kajitani et al. 235/472
4,845,634 A 7/1989 Vitek et al. 364/468
4,893,333 A * 1/1990 Baran et al. 379/100.11

19 Claims, 13 Drawing Sheets





US006860424B1

(12) **United States Patent**
Philyaw et al.

(10) **Patent No.:** **US 6,860,424 B1**
(45) **Date of Patent:** **Mar. 1, 2005**

(54) **OPTICAL READER AND USE**

(75) Inventors: **Jeffrey Jovan Philyaw**, Dallas, TX (US); **Douglas L. Davis**, Dallas, TX (US)

(73) Assignee: **L.V. Partners, L.P.**, Dallas, TX (US)

(*) Notice: Subject to any disclaimer, the term of this patent is extended or adjusted under 35 U.S.C. 154(b) by 777 days.

(21) Appl. No.: **09/580,848**

(22) Filed: **May 30, 2000**

Related U.S. Application Data

(63) Continuation-in-part of application No. 09/378,221, filed on Aug. 19, 1999, which is a continuation-in-part of application No. 09/151,471, filed on Sep. 11, 1998, now abandoned, which is a continuation-in-part of application No. 09/151,530, filed on Sep. 11, 1998, now Pat. No. 6,098,106.

(51) **Int. Cl.**⁷ **G02B 5/00**

(52) **U.S. Cl.** **235/426.32**; 235/462.01; 235/462.14; 235/462.15; 235/462.24; 235/462.41

(58) **Field of Search** 235/462.32, 462.01, 235/462.14, 462.15, 462.24, 462.25, 462.41, 462.42, 462.45

(56) **References Cited**

U.S. PATENT DOCUMENTS

3,668,312 A	6/1972	Yamamoto et al.	348/17
4,002,886 A	1/1977	Sundelin	235/61.7 R
4,042,792 A	8/1977	Pakenham et al.	179/90
4,365,148 A	12/1982	Whitney	235/383
4,621,259 A	11/1986	Schepers et al.	345/180
4,654,482 A	3/1987	DeAngelis	379/95
4,780,599 A	10/1988	Baus	235/383
4,785,296 A	11/1988	Tabata et al.	340/731
4,816,904 A	3/1989	McKenna et al.	348/13
4,817,136 A	3/1989	Rhoads	379/375
4,833,308 A	5/1989	Humble	235/383

(List continued on next page.)

FOREIGN PATENT DOCUMENTS

EP	0 961 250 A2	12/1999	G07F/19/00
JP	10188140 A	12/1996	G07G/1/12
WO	WO 95/10813	10/1994	G06F/15/403
WO	WO 96/07146	9/1995	G06F/17/00
WO	WO 97/37319	2/1997	G06K/7/10

(List continued on next page.)

OTHER PUBLICATIONS

“Group Decision Support System: Development and Application”, Energy Systems, Westinghouse, Pittsburgh, PA, 1989, IEEE.

(List continued on next page.)

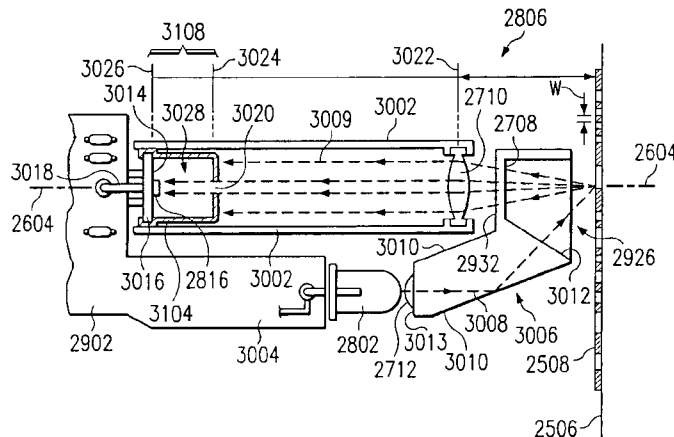
Primary Examiner—Steven S. Paik

(74) *Attorney, Agent, or Firm*—Howison & Arnott, L.L.P.

(57) **ABSTRACT**

An optical reader is provided for reading a symbol representing information having areas of different light reflectivity. The optical reader comprises a radiant energy source, a photodetector, an optical system and a decoder. The radiant energy source generates a radiant energy for illuminating a target region. The photodetector generates output electrical signals indicative of the radiant energy incident thereon. The optical system includes a projection portion and a collection portion. The projection portion directs the radiant energy along a projection path extending from the radiant energy source to the target region. The collection portion collects the radiant energy reflected from a symbol when the symbol occupies the target region and directs the collected radiant energy along a collection path extending from the target region to the photodetector. The collection portion includes one pinhole aperture disposed upstream on the collection path from the photodetector without intervening refraction or diffraction and one magnifying lens disposed upstream on the collection path from the pinhole aperture without intervening refraction or diffraction. The decoder decodes the output electrical signals of the photodetector to provide indication of the information contained in the symbol.

46 Claims, 13 Drawing Sheets





US006845388B1

(12) **United States Patent**
Philyaw

(10) **Patent No.:** **US 6,845,388 B1**
(45) **Date of Patent:** **Jan. 18, 2005**

- (54) **WEB SITE ACCESS MANUAL OF A CHARACTER STRING INTO A SOFTWARE INTERFACE**
- (75) Inventor: **Jeffry Jovan Philyaw**, Dallas, TX (US)
- (73) Assignee: **L. V. Partners, L.P.**, Dallas, TX (US)
- (*) Notice: Subject to any disclaimer, the term of this patent is extended or adjusted under 35 U.S.C. 154(b) by 0 days.

JP	10188140 A	12/1996	G07G/1/12
WO	WO 95/10813	10/1994	G06F/15/403
WO	WO 96/07146	9/1995	G06F/17/00
WO	WO 97/37319	2/1997	G06K/7/10
WO	WO 98/09243	8/1997	G06F/19/00
WO	WO 98/03923	1/1998	G06F/15/163
WO	WO 98/06055	2/1998	G06F/163/00
WO	WO 98/19259	5/1998	G06F/17/60
WO	WO 98/40823	9/1998	G06F/13/00
WO	WO 99/63457	6/1999	G06F/17/30

OTHER PUBLICATIONS

- (21) Appl. No.: **09/496,790**
- (22) Filed: **Feb. 2, 2000**

“Group Decision Support System: Development and Application”, Energy Systems, Westinghouse, Pittsburgh, PA.

(List continued on next page.)

Related U.S. Application Data

- (63) Continuation-in-part of application No. 09/378,221, filed on Aug. 19, 1999, which is a continuation-in-part of application No. 09/151,471, filed on Sep. 11, 1998, now abandoned, and a continuation-in-part of application No. 09/151,530, filed on Sep. 11, 1998, now Pat. No. 6,098,106.
- (51) **Int. Cl.⁷** **G06F 15/16; G06F 17/60**
- (52) **U.S. Cl.** **709/204; 709/229; 705/27**
- (58) **Field of Search** **707/10; 235/380; 370/328; 379/910; 725/119; 705/26, 27; 709/229, 329, 204**

References Cited

U.S. PATENT DOCUMENTS

3,668,312 A	6/1972	Yamamoto et al.	348/17
4,002,886 A	1/1977	Sundelin	235/61.7 R
4,042,792 A	8/1977	Pakenham et al.	179/90
4,365,148 A	12/1982	Whitney	235/383
4,621,259 A	11/1986	Schepers et al.	345/180
4,654,482 A	* 3/1987	DeAngelis	379/910
4,780,599 A	10/1988	Baus	235/383
4,785,296 A	11/1988	Tabata et al.	340/731
4,816,904 A	3/1989	McKenna et al.	348/13
4,817,136 A	3/1989	Rhoads	379/375

(List continued on next page.)

FOREIGN PATENT DOCUMENTS

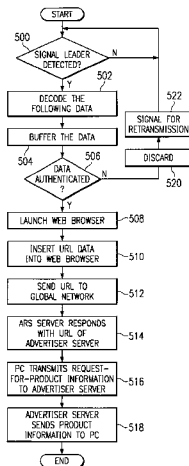
EP 0 961 250 A2 12/1999 G07F/19/00

Primary Examiner—David Wiley
Assistant Examiner—Michael Delgado
(74) *Attorney, Agent, or Firm*—Howison & Arnott, L.L.P.

(57) **ABSTRACT**

An architecture for accessing a network server using one or more characters. A user computer (302) disposed on a global communication packet-switched network (306) is operable to communicate with an ARS (308) and a destination server (312) also disclosed on the GCN (306). The user computer (302) runs a software interface which displays a window (2500) to the user via a display (1612). The window (2500) contains a data entry field (2502) into which the user enters the character string, the character string disassociated from an address of the destination server (312). The character string is then transmitted from the software interface either directly to the ARS (308) or indirectly to the ARS (308) through a communication package resident on the user computer (302). The ARS (308) then performs a matching operation using the character string to obtain matching information from an ARS database (310). The matched information is then returned to the user computer (302) and used to connect the user computer (302) to the destination server (312). The destination server then returns the desired information to the user computer (302) for presentation to the user.

14 Claims, 11 Drawing Sheets





US006843417B1

(12) **United States Patent**
Philyaw et al.

(10) **Patent No.:** **US 6,843,417 B1**
(45) **Date of Patent:** **Jan. 18, 2005**

(54) **AIMING INDICIA FOR A BAR CODE AND METHOD OF USE**

4,780,599 A 10/1988 Baus 235/383

(List continued on next page.)

(75) Inventors: **Jeffry Jovan Philyaw**, Dallas, TX (US); **James D. Roberts**, Dallas, TX (US)

FOREIGN PATENT DOCUMENTS

(73) Assignee: **L. V. Partners, L.P.**, Dallas, TX (US)

EP	0 961 250 A2	12/1999	G07F/19/00
JP	10188140 A	12/1996	G07G/1/12
WO	WO 95/10813	10/1994	G06F/15/403
WO	WO 96/07146	9/1995	G06F/17/00
WO	WO 97/37319	2/1997	G06K/7/10
WO	WO 98/09243	8/1997	G06F/19/00
WO	WO 98/03923	1/1998	G06F/15/163
WO	WO 98/06055	2/1998	G06F/163/00
WO	WO 98/19259	5/1998	G06F/17/60
WO	WO 98/40823	9/1998	G06F/13/00
WO	WO 99/63457	6/1999	G06F/17/30

(*) Notice: Subject to any disclaimer, the term of this patent is extended or adjusted under 35 U.S.C. 154(b) by 772 days.

(21) Appl. No.: **09/580,793**

(22) Filed: **May 30, 2000**

OTHER PUBLICATIONS

Related U.S. Application Data

Test Label Pattern for the On-line Label Generation Process, Nov. 1990, IBM Technical Disclosure Bulletin, vol. 33, Issu 6B, pp. 274-277.*

Anon, "The Dallas Morning News is Internet-enhanced," [online], [retrieved on Mar. 13, 2001]. Retrieved from the Internet:<URL:http://www.dallasnews.com/slideshow/crquake/guide.html>.*

Anon, "The Cue Cat," [online], [retrieved on Mar. 13, 2001]. Retrieved from the Internet: <URL:http://www.forbes.com/helpcenter/cat/>.*

(63) Continuation-in-part of application No. 09/491,136, filed on Jan. 26, 2000, and a continuation-in-part of application No. 09/382,421, filed on Aug. 24, 1999, which is a continuation-in-part of application No. 09/378,221, filed on Aug. 19, 1999, and a continuation-in-part of application No. 09/151,530, filed on Sep. 11, 1998, now Pat. No. 6,098,106.

(51) **Int. Cl.**⁷ **G06K 7/10**

(52) **U.S. Cl.** **235/462.01; 235/462.25**

(58) **Field of Search** **235/462.01, 462.03, 235/462.04, 462.16, 462.2, 462.45, 462.49**

(List continued on next page.)

(56) **References Cited**

U.S. PATENT DOCUMENTS

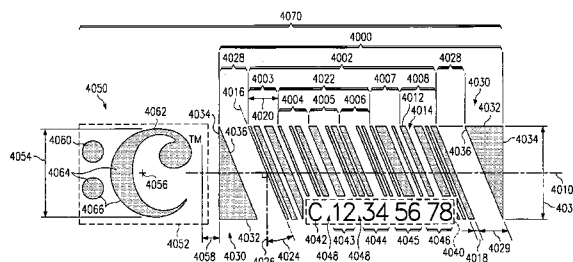
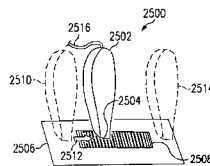
3,668,312 A	6/1972	Yamamoto et al.	348/17
3,959,631 A *	5/1976	Otten	235/493
4,002,886 A	1/1977	Sundelin	235/61.7 R
4,042,792 A	8/1977	Pakenham et al.	179/90
4,058,708 A *	11/1977	Sherer et al.	235/462.18
4,365,148 A	12/1982	Whitney	235/383
4,396,303 A *	8/1983	Uddgren	400/103
4,516,016 A *	5/1985	Kodron	235/462.49
4,521,678 A *	6/1985	Winter	235/462.25
4,528,443 A *	7/1985	Smith	235/462.19
4,621,259 A	11/1986	Schepers et al.	345/180
4,654,482 A	3/1987	DeAngelis	379/95
4,714,934 A *	12/1987	Rogers	347/107

Primary Examiner—Thien M. Le
Assistant Examiner—Uyen-Chau N. Le
 (74) *Attorney, Agent, or Firm*—Howison & Arnott, LLP

(57) **ABSTRACT**

An aiming indicia is provided for a bar code comprising a sequence of parallel code bars and intervening code spaces disposed along a longitudinal code axis in accordance with a predefined standard. The aiming indicia comprises a non-encoded graphic element disposed on the longitudinal code axis adjacent the bar code and spaced apart from the nearest code bars by a distance of at least 10 times a minimum unit width for the code bars.

37 Claims, 15 Drawing Sheets





US007996552B2

(12) **United States Patent**
Philyaw et al.

(10) **Patent No.:** **US 7,996,552 B2**
(45) **Date of Patent:** ***Aug. 9, 2011**

(54) **SOFTWARE DOWNLOADING USING A TELEVISION BROADCAST CHANNEL**

(58) **Field of Classification Search** 709/231;
717/172; 725/97, 121
See application file for complete search history.

(75) **Inventors:** **Jeffrey Jovan Philyaw**, Dallas, TX (US);
David Kent Mathews, Carrollton, TX (US)

(56) **References Cited**

U.S. PATENT DOCUMENTS

5,003,384	A *	3/1991	Durden et al.	725/104
5,894,156	A *	4/1999	Terashima et al.	257/374
6,002,852	A *	12/1999	Birdwell et al.	709/203
6,238,290	B1 *	5/2001	Tarr et al.	463/40
7,370,114	B1 *	5/2008	Philyaw et al.	709/231
7,548,988	B2 *	6/2009	Philyaw et al.	709/231
7,802,285	B2 *	9/2010	Ellis et al.	725/88
7,827,582	B2 *	11/2010	Ellis	725/93

* cited by examiner

Primary Examiner — Douglas B Blair

(74) *Attorney, Agent, or Firm* — Howison & Arnott, L.L.P.

(73) **Assignee:** **RPX LV-Acquisition LLC**, Wilmington, DE (US)

(*) **Notice:** Subject to any disclaimer, the term of this patent is extended or adjusted under 35 U.S.C. 154(b) by 20 days.

This patent is subject to a terminal disclaimer.

(21) **Appl. No.:** **12/485,644**

(22) **Filed:** **Jun. 16, 2009**

(57) **ABSTRACT**

A software distribution architecture having a television broadcast system as its infrastructure. Software from a software repository (1600) is mixed into a television broadcast system and transmitted into one or more selected channels at prescribed dates and times. An at-home subscriber, capable of receiving with a receiver (1608) the one or more select channels, switches to the one or more channels carrying the software distribution with a channel selector (1611). The subscriber, having programmed a controller (1616) with a programmer (1620) for the date, time, software ID, and channel of the software broadcast, then downloads the software package to a storage device (1622) for ultimate transfer to a PC (1624). A validation and accounting system (1628) then records the software download transaction and transmits this information over a PSTN (1632) to a provider accounting system (1630) such that the subscriber is billed for the software package which was downloaded.

(65) **Prior Publication Data**

US 2009/0254673 A1 Oct. 8, 2009

Related U.S. Application Data

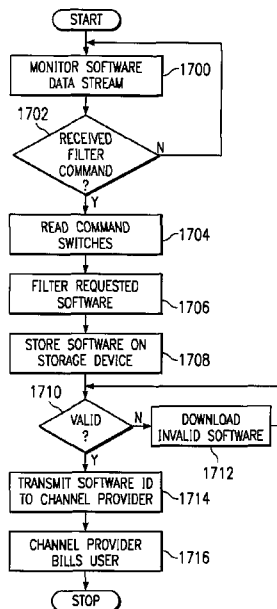
(63) Continuation of application No. 12/116,027, filed on May 6, 2008, now Pat. No. 7,548,988, which is a continuation of application No. 09/417,863, filed on Oct. 13, 1999, now Pat. No. 7,370,114, which is a continuation-in-part of application No. 09/151,530, filed on Sep. 11, 1998, now Pat. No. 6,098,106.

(51) **Int. Cl.**

G06F 15/16 (2006.01)
G06F 9/44 (2006.01)
H04N 7/173 (2006.01)

(52) **U.S. Cl.** **709/231; 717/172; 725/97; 725/121**

20 Claims, 10 Drawing Sheets





(12) **United States Patent**
Philyaw et al.

(10) **Patent No.:** **US 6,836,799 B1**
(45) **Date of Patent:** **Dec. 28, 2004**

(54) **METHOD AND APPARATUS FOR TRACKING USER PROFILE AND HABITS ON A GLOBAL NETWORK**

4,845,634 A 7/1989 Vitek et al. 364/468

(List continued on next page.)

(75) Inventors: **Jeffry Jovan Philyaw**, Dallas, TX (US); **David Kent Mathews**, Carrollton, TX (US)

FOREIGN PATENT DOCUMENTS

EP 0 961 250 A2 12/1999 G07F/19/00
JP 10188140 A 12/1996 G07G/1/12
WO WO 95/10813 4/1995 G06F/15/403

(List continued on next page.)

(73) Assignee: **L.V. Partners, L.P.**, Dallas, TX (US)

OTHER PUBLICATIONS

(*) Notice: Subject to any disclaimer, the term of this patent is extended or adjusted under 35 U.S.C. 154(b) by 0 days.

“Group Decision Support System: Development and Application”, Energy Systems, Westinghouse, Pittsburgh, PA.

(List continued on next page.)

(21) Appl. No.: **09/382,424**

(22) Filed: **Aug. 24, 1999**

Primary Examiner—Dung C. Dinh
(74) *Attorney, Agent, or Firm*—Howison & Arnott, L.L.P.

Related U.S. Application Data

(63) Continuation-in-part of application No. 09/378,221, filed on Aug. 19, 1999, now Pat. No. 6,745,234, which is a continuation-in-part of application No. 09/151,530, filed on Sep. 11, 1998, now Pat. No. 6,098,106, which is a continuation-in-part of application No. 09/151,471, filed on Sep. 11, 1998, now abandoned.

(57) **ABSTRACT**

A method and apparatus for tracking network activity of a user. A user PC (302) disposed on a network (306) runs tracking software which initially requires registration to a registration server (2500). The registration process is initiated by the user entering user information into the tracking software for transmission to the registration server (2500). In response to registration, the registration server (2500) sends a unique ID and bar code back to the user PC (302). Subsequently, when the user accesses a vendor server (2504) disposed on the network (306), the user PC (302) passes the unique ID/bar code to the vendor server (2504). The vendor server (2504) sends the unique ID/bar code to the registration server to obtain user profile information which matches the unique ID/bar code. As the user accesses the vendor server (2504), the user activities are logged and returned to the registration server (2500) for updating the user information stored therein. Alternatively, the user information is stored on the user PC (302), the tracking software issued to the user having the unique ID bar code. Subsequent accesses to the vendor server (2504) results in the activity log being sent back to the user PC (302) for updating the user information.

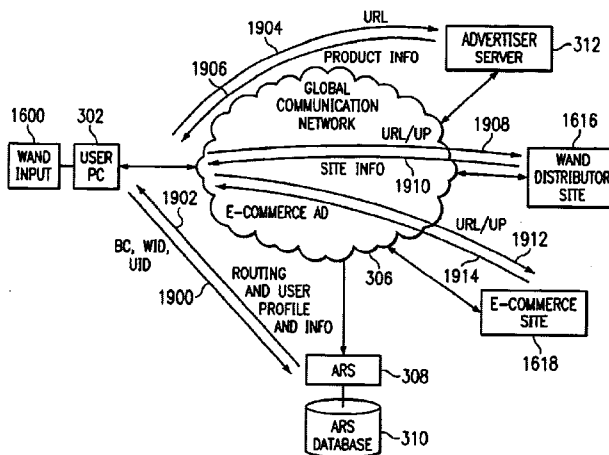
(51) **Int. Cl.**⁷ **G06F 17/40**
(52) **U.S. Cl.** **709/224; 709/219; 705/14**
(58) **Field of Search** **709/217, 249, 709/224, 200, 218, 219; 705/14**

(56) **References Cited**

U.S. PATENT DOCUMENTS

3,668,312 A	6/1972	Yamamoto et al.	178/6.8
4,002,886 A	1/1977	Sundelin	235/61.7 R
4,042,792 A	8/1977	Pakenham et al.	179/90
4,365,148 A	12/1982	Whitney	235/383
4,621,259 A	11/1986	Schepers et al.	340/707
4,654,482 A	3/1987	DeAngelis	379/95
4,780,599 A	10/1988	Baus	235/383
4,785,296 A	11/1988	Tabata et al.	340/731
4,816,904 A	3/1989	McKenna et al.	358/84
4,817,136 A	3/1989	Rhoads	379/357
4,833,308 A	5/1989	Humble	235/383
4,841,132 A	6/1989	Kajitani et al.	235/472

8 Claims, 11 Drawing Sheets





US006829650B1

(12) **United States Patent**
Philyaw et al.

(10) **Patent No.:** **US 6,829,650 B1**
(45) **Date of Patent:** ***Dec. 7, 2004**

(54) **METHOD AND APPARATUS FOR OPENING AND LAUNCHING A WEB BROWSER IN RESPONSE TO AN AUDIBLE SIGNAL**

(75) Inventors: **Jeffry Jovan Philyaw**, Dallas, TX (US); **David Kent Mathews**, Carrollton, TX (US)

(73) Assignee: **L. V. Partners, L.P.**, Dallas, TX (US)

(*) Notice: Subject to any disclaimer, the term of this patent is extended or adjusted under 35 U.S.C. 154(b) by 0 days.

This patent is subject to a terminal disclaimer.

(21) Appl. No.: **09/382,427**

(22) Filed: **Aug. 24, 1999**

Related U.S. Application Data

(63) Continuation-in-part of application No. 09/378,221, filed on Aug. 19, 1999, which is a continuation-in-part of application No. 09/151,471, filed on Sep. 11, 1998, which is a continuation-in-part of application No. 09/151,530, filed on Sep. 11, 1998, now Pat. No. 6,098,106.

(51) **Int. Cl.**⁷ **G06F 15/16; G06F 15/173**

(52) **U.S. Cl.** **709/238; 709/203; 709/217; 709/219**

(58) **Field of Search** **705/23; 709/246, 709/206, 207, 217, 238, 219, 202, 203**

(56) **References Cited**

U.S. PATENT DOCUMENTS

3,668,312 A	6/1972	Yamamoto et al.	178/6.8
4,002,886 A	1/1977	Sundelin	235/61.7 R
4,042,792 A	8/1977	Pakenham et al.	179/90
4,365,148 A	12/1982	Whitney	235/383
4,621,259 A	11/1986	Schepers et al.	340/707
4,654,482 A	3/1987	DeAngelis	379/95
4,780,599 A	10/1988	Baus	235/383
4,785,296 A	11/1988	Tabata et al.	340/731

(List continued on next page.)

FOREIGN PATENT DOCUMENTS

EP	0 961 250 A2	12/1999	G07F/19/00
JP	10188140 A	12/1996	G07G/1/12
JP	11 154131	6/1999		
WO	WO 95/10813	10/1994	G06F/15/403
WO	WO 96/07146	9/1995	G06F/17/00
WO	WO 97/37319	2/1997	G06K/7/10
WO	WO 98/09243	8/1997	G06F/19/00
WO	WO 98/03923	1/1998	G06F/15/163
WO	WO 98/06055	2/1998	G06F/163/00
WO	WO 98/19259	5/1998	G06F/17/60
WO	WO 98/40823	9/1998	G06F/13/00
WO	WO 99/63457	6/1999	G06F/17/30

OTHER PUBLICATIONS

“Group Decision Support System: Development and Application”, Energy Systems, Westinghouse, Pittsburgh, PA.
“New Technologies in Credit Card Authentication”, Pieter de Bryne, Institute for Communications Technology, Zurich, Switzerland.
“AVITAL, a Private Teaching System by Fax Communication”, Atsushi Iizawa, Noriro Sugiki, Yukari Shitora and Hideko Kunii, Software Research Center, Tokyo, Japan.

(List continued on next page.)

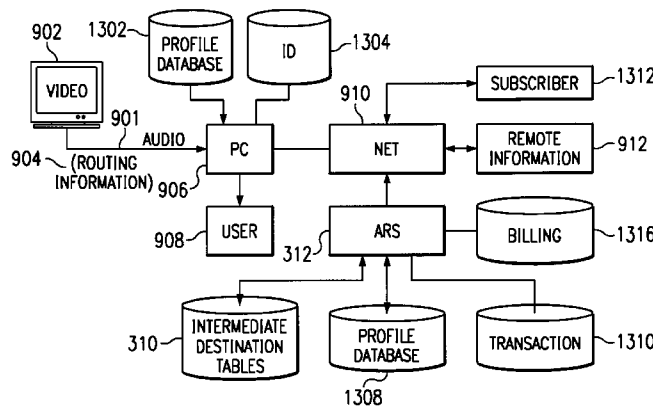
Primary Examiner—Paul Kang

(74) *Attorney, Agent, or Firm*—Howison & Arnott, L.L.P.

(57) **ABSTRACT**

The present invention disclosed and claimed herein comprises a system and method for launching a web browser on a network comprising a computer having an all new input interface and a communication interface coupled to a computer network; said audio input coupled to the audio output of a source for receiving an audio signal having encoded therein a unique code that is associated with a predetermined destination on the network; and a program operable on said computer responsive to receipt and decoding of the audio signal received from the source for interacting with connections of the computer to a web site available on the computer network wherein the location of the predetermined destination is not stored in a computer.

9 Claims, 10 Drawing Sheets





US006829646B1

(12) **United States Patent**
Philyaw et al.

(10) **Patent No.:** **US 6,829,646 B1**
(45) **Date of Patent:** **Dec. 7, 2004**

(54) **PRESENTATION OF WEB PAGE CONTENT
BASED UPON COMPUTER VIDEO
RESOLUTIONS**

(75) Inventors: **Jeffry Jovan Philyaw**, Dallas, TX
(US); **David Kent Mathews**,
Carrollton, TX (US)

(73) Assignee: **L. V. Partners, L.P.**, Dallas, TX (US)

(*) Notice: Subject to any disclaimer, the term of this
patent is extended or adjusted under 35
U.S.C. 154(b) by 0 days.

4,896,148 A	1/1990	Kurita	340/731
5,060,170 A	10/1991	Bourgeois et al.	364/521
5,179,700 A	1/1993	Aihara et al.	395/650
5,227,771 A	7/1993	Kerr et al.	340/731
5,721,848 A	2/1998	Joseph	395/339
5,737,619 A	4/1998	Judson	395/761
5,884,014 A	3/1999	Huttenlocher et al.	395/114
6,076,166 A *	6/2000	Moshfeghi et al.	713/201
6,085,247 A *	7/2000	Parsons et al.	709/227
6,185,589 B1 *	2/2001	Votipka	707/517
6,311,185 B1 *	10/2001	Markowitz et al.	707/10
6,317,789 B1 *	11/2001	Rakavy et al.	709/224
6,337,717 B1 *	1/2002	Nason et al.	348/567

* cited by examiner

(21) Appl. No.: **09/417,405**

(22) Filed: **Oct. 13, 1999**

(51) **Int. Cl.**⁷ **G06F 15/16**

(52) **U.S. Cl.** **709/228; 709/206; 709/246**

(58) **Field of Search** 345/774, 765;
709/203, 202, 217, 296, 208, 212, 207,
206, 220, 221, 222, 227, 228, 229, 236;
707/10, 517; 713/201; 348/567

(56) **References Cited**

U.S. PATENT DOCUMENTS

4,642,790 A	2/1987	Minshull et al.	364/900
4,710,727 A	12/1987	Rutt	330/110
4,783,648 A	11/1988	Homma et al.	340/724
4,823,108 A	4/1989	Pope	340/721
4,823,303 A	4/1989	Terasawa	364/521
4,890,098 A	12/1989	Dawes et al.	340/721

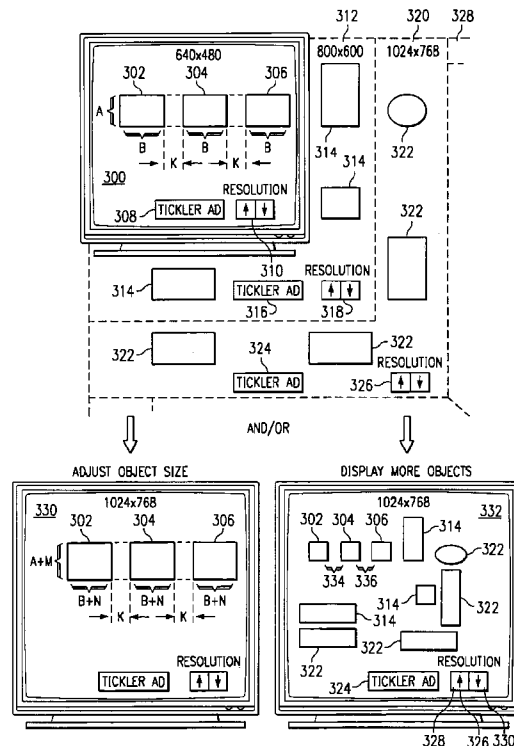
Primary Examiner—Paul H. Kang

(74) *Attorney, Agent, or Firm*—Howison & Arnott, L.L.P.

(57) **ABSTRACT**

An architecture for customizing the amount of web page banner advertising content presented to a user. When a user accesses a server node (102) disposed on a network (104), the user computer (100) provides video resolution information to the server node (102). The server node (102) transmits a web page to the user node (100) which corresponds to the video resolution information of the user node (100). The web page increases the amount of banner advertising presented to the user based upon the user video resolution information provided by the user node (100). The amount of banner advertising is increased by either increasing banner object size or providing more banner advertisements.

18 Claims, 3 Drawing Sheets





(12) **United States Patent**
Philyaw et al.

(10) **Patent No.:** **US 6,826,592 B1**
(45) **Date of Patent:** **Nov. 30, 2004**

(54) **DIGITAL ID FOR SELECTING WEB BROWSER AND USE PREFERENCES OF A USER DURING USE OF A WEB APPLICATION**

4,841,132 A	6/1989	Kajitani et al.	235/472
4,845,634 A	7/1989	Vitek et al.	364/468
4,894,789 A	1/1990	Yee	364/521
4,899,370 A	2/1990	Kameo et al.	379/104
4,901,073 A	2/1990	Kibrick	341/13
4,905,094 A	2/1990	Pocock et al.	358/342
4,907,264 A	3/1990	Seiler et al.	379/355
4,916,293 A	4/1990	Carlidge et al.	235/375

(75) Inventors: **Jeffry Jovan Philyaw**, Dallas, TX (US); **David Kent Mathews**, Carrollton, TX (US)

(List continued on next page.)

(73) Assignee: **L.V. Partners, L.P.**, Dallas, TX (US)

FOREIGN PATENT DOCUMENTS

(*) Notice: Subject to any disclaimer, the term of this patent is extended or adjusted under 35 U.S.C. 154(b) by 0 days.

EP	0 961 250 A2	12/1999	G07F/19/00
JP	10188140 A	12/1996	G07G/1/12
WO	WO 95/10813	10/1994	G06F/15/403

(List continued on next page.)

(21) Appl. No.: **09/382,420**

(22) Filed: **Aug. 24, 1999**

OTHER PUBLICATIONS

Related U.S. Application Data

“Group Decision Support System: Development and Application”, Energy Systems, Westinghouse, Pittsburgh, PA.

(63) Continuation-in-part of application No. 09/378,221, filed on Aug. 19, 1999, which is a continuation-in-part of application No. 09/151,471, filed on Sep. 11, 1998, now abandoned, and a continuation-in-part of application No. 09/151,530, filed on Sep. 11, 1998, now Pat. No. 6,098,106.

(List continued on next page.)

Primary Examiner—Paul Kang
(74) *Attorney, Agent, or Firm*—Howison & Arnott, L.L.P.

- (51) **Int. Cl.⁷** **G06F 15/16**
- (52) **U.S. Cl.** **709/202; 709/217; 715/522**
- (58) **Field of Search** 709/219, 206, 709/228, 201, 202, 203, 217, 229, 246; 713/1; 715/522

(57) **ABSTRACT**

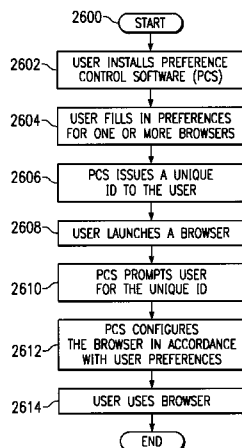
A browser configuration architecture where input of a unique user ID automatically configures those browser applications preselected for auto-configuration from entries of a user preferences sheet. The user preferences sheet (2500) is part of the browser control software (2502) used for storing user preferences associated with one or more browser applications (2506, 2508, and 2510) loaded on a computer of the user. Upon completing the entry of preference information into the user preferences sheet (2500), the browser control software generates a unique user ID (2504) which is used to automatically configure the desired browser application according to the user preferences entered into the user preference sheet (2500). Each user of the browser control program (2502) of a computer is issued a unique user ID (2504) from which the respective user can auto-configure the desired browser application.

(56) **References Cited**

U.S. PATENT DOCUMENTS

3,668,312 A	6/1972	Yamamoto et al.	178/6.8
4,002,886 A	1/1977	Sundelin	235/61.7 R
4,042,792 A	8/1977	Pakenham et al.	179/90
4,365,148 A	12/1982	Whitney	235/383
4,621,259 A	11/1986	Schepers et al.	340/707
4,654,482 A	3/1987	DeAngelis	379/95
4,780,599 A	10/1988	Baus	235/383
4,785,296 A	11/1988	Tabata et al.	340/731
4,816,904 A	3/1989	McKenna et al.	358/84
4,817,136 A	3/1989	Rhoads	379/357
4,833,308 A	5/1989	Humble	235/383

7 Claims, 11 Drawing Sheets





(12) **United States Patent**
Philyaw et al.

(10) **Patent No.:** **US 6,823,388 B1**
(45) **Date of Patent:** **Nov. 23, 2004**

(54) **METHOD AND APPARATUS FOR ACCESSING A REMOTE LOCATION WITH AN OPTICAL READER HAVING A PROGRAMMABLE MEMORY SYSTEM**

(75) Inventors: **Jeffry Jovan Philyaw**, Dallas, TX (US); **Douglas L. Davis**, Dallas, TX (US)

(73) Assignee: **L.V. Parners, L.P.**, Dallas, TX (US)

(*) Notice: Subject to any disclaimer, the term of this patent is extended or adjusted under 35 U.S.C. 154(b) by 641 days.

(21) Appl. No.: **09/608,859**

(22) Filed: **Jun. 30, 2000**

Related U.S. Application Data

(63) Continuation-in-part of application No. 09/602,468, filed on Jun. 23, 2000, which is a continuation-in-part of application No. 09/598,886, filed on Jun. 21, 2000, which is a continuation-in-part of application No. 09/580,848, filed on May 30, 2000, which is a continuation-in-part of application No. 09/378,221, filed on Aug. 19, 1999, which is a continuation-in-part of application No. 09/151,471, filed on Sep. 11, 1998, and a continuation-in-part of application No. 09/151,530, filed on Sep. 11, 1998, now Pat. No. 6,098,106.

(51) **Int. Cl.**⁷ **G06F 15/16**
(52) **U.S. Cl.** **709/227; 709/227; 709/219; 709/225; 709/223; 235/453**
(58) **Field of Search** **709/227, 225, 709/223, 219, 203; 235/454**

(56) **References Cited**

U.S. PATENT DOCUMENTS

3,668,312 A 6/1972 Yamamoto et al. 348/17

(List continued on next page.)

FOREIGN PATENT DOCUMENTS

EP 0 961 250 A2 12/1999 G07F/19/00
JP 10188140 A 12/1996 G07G/1/12

WO	WO 95/10813	10/1994	G06F/15/403
WO	WO 96/07146	9/1995	G06F/17/00
WO	WO 97/37319	2/1997	G06K/7/10
WO	WO 98/09243	8/1997	G06F/19/00
WO	WO 98/03923	1/1998	G06F/15/163
WO	WO 98/06055	2/1998	G06F/163/00
WO	WO 98/19259	5/1998	G06F/17/60
WO	WO 98/40823	9/1998	G06F/13/00
WO	WO 99/63457	6/1999	G06F/17/30

OTHER PUBLICATIONS

“Group Decision Support System: Development and Application”, Energy Systems, Westinghouse, Pittsburgh, PA.

(List continued on next page.)

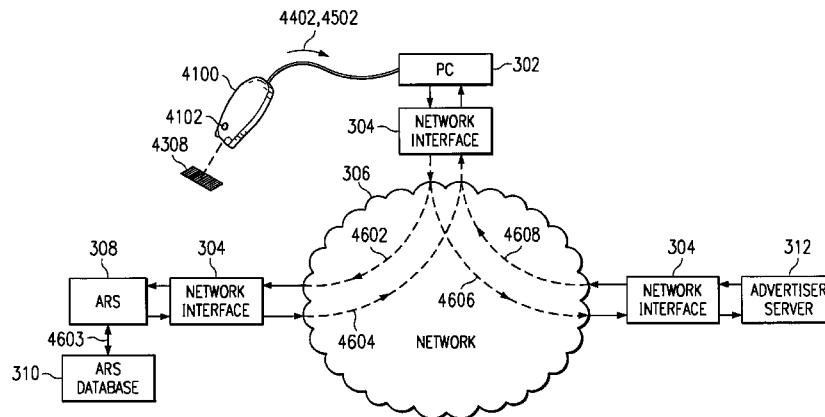
Primary Examiner—Ario Etienne
Assistant Examiner—Sahera Halim

(74) *Attorney, Agent, or Firm*—Howison & Arnott, L.L.P.

(57) **ABSTRACT**

A method of accessing a remote location on a network using an optical reader. The optical reader includes an optical scanning system, a programmable memory system and an output circuit and is user-switchable between a scan mode, a record mode and a playback mode. The optical reader transmits a code to a first computer disposed on the network. When the optical reader is in the scan mode, the code is indicative of information extracted from an encoded indicia just scanned by the optical scanning system. When the optical reader is in the playback mode, the code is indicative of information retrieved from a user-selectable memory in the programmable memory system. The information in the user-selectable memory was previously stored in the user-selectable memory after being extracted from an encoded indicia scanned by the optical scanning system when the reader was in the record mode. In response to the first computer receiving the code from the optical reader, a second computer disposed on the network is accessed. A lookup operation is performed at the second computer to match the code received from the optical reader with a routing information for a remote location on the network. The routing information is returned from the second computer to the first computer. The remote location on the network is then accessed in accordance with the routing information returned from the second computer.

26 Claims, 21 Drawing Sheets





US006816894B1

(12) **United States Patent**
Philyaw et al.

(10) **Patent No.:** **US 6,816,894 B1**
(45) **Date of Patent:** ***Nov. 9, 2004**

- (54) **METHOD FOR INTERFACING SCANNED PRODUCT INFORMATION WITH A SOURCE FOR THE PRODUCT OVER A GLOBAL NETWORK**
- | | | | |
|-------------|---------|---------------|---------|
| 4,654,482 A | 3/1987 | DeAngelis | 379/95 |
| 4,780,599 A | 10/1988 | Baus | 235/383 |
| 4,785,296 A | 11/1988 | Tabata et al. | 340/731 |

(List continued on next page.)

(75) Inventors: **Jeffry Jovan Philyaw**, Dallas, TX (US); **David Kent Mathews**, Carrollton, TX (US)

FOREIGN PATENT DOCUMENTS

(73) Assignee: **L. V. Partners, L.P.**, Dallas, TX (US)

(*) Notice: Subject to any disclaimer, the term of this patent is extended or adjusted under 35 U.S.C. 154(b) by 0 days.

This patent is subject to a terminal disclaimer.

EP	0 961 250 A2	12/1999	G07F/19/00
JP	10188140 A	12/1996	G07G/1/12
WO	WO 95/10813	10/1994	G06F/15/403
WO	WO 96/07146	9/1995	G06F/17/00
WO	WO 97/37319	2/1997	G06K/7/10
WO	WO 98/09243	8/1997	G06F/19/00
WO	WO 98/03923	1/1998	G06F/15/163
WO	WO 98/06055	2/1998	G06F/163/00
WO	WO 98/19259	5/1998	G06F/17/60
WO	WO 98/40823	9/1998	G06F/13/00
WO	WO 99/63457	6/1999	G06F/17/30

(21) Appl. No.: **09/496,222**

Primary Examiner—Paul H. Kang
(74) *Attorney, Agent, or Firm*—Howison & Arnott, L.L.P.

(22) Filed: **Feb. 1, 2000**

(57) **ABSTRACT**

Related U.S. Application Data

(63) Continuation of application No. 09/378,221, filed on Aug. 19, 1999, which is a continuation-in-part of application No. 09/151,530, filed on Sep. 11, 1998, now Pat. No. 6,098,106, and a continuation-in-part of application No. 09/151,471, filed on Sep. 11, 1998.

A method for interfacing scanned product information with a source for the product over a global network. A method is provided for obtaining information regarding the source of a product from a remote information source location on a global communication network utilizing a product code associated with the product and unique thereto. The product code associated with the product is scanned with a scanner at a user location on the global communication network to extract the information contained in the unique product code therefrom. A unique scan ID code is associated with the scanning operation and a packet of information assembled that is comprised of the extracted product code and the unique scan ID code to provide a routing packet. The user location is then connected to the remote information source location utilizing the routing packet and in response to the step of scanning, wherein the routing packet is representative of the location of the remote information source location on the global communication network through an association with a routing table.

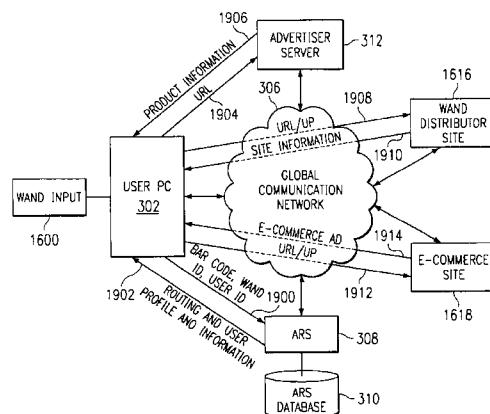
- (51) **Int. Cl.**⁷ **G06F 15/16; G06F 15/173**
 (52) **U.S. Cl.** **709/219; 709/236; 709/238; 709/245**
 (58) **Field of Search** **709/238, 219, 709/236, 245; 705/26, 27; 235/472.01, 375, 476.15, 476.08, 476.25**

(56) **References Cited**

U.S. PATENT DOCUMENTS

3,668,312 A	6/1972	Yamamoto et al.	348/17
4,002,886 A	1/1977	Sundelin	235/61.7 R
4,042,792 A	8/1977	Pakenham et al.	179/90
4,365,148 A	12/1982	Whitney	235/383
4,621,259 A	11/1986	Schepers et al.	345/180

10 Claims, 10 Drawing Sheets





US006792452B1

(12) **United States Patent**
Philyaw

(10) **Patent No.:** **US 6,792,452 B1**
(45) **Date of Patent:** **Sep. 14, 2004**

(54) **METHOD FOR CONFIGURING A PIECE OF EQUIPMENT WITH THE USE OF AN ASSOCIATED MACHINE RESOLVABLE CODE**

WO WO 98/40823 9/1998 G06F/13/00
WO WO 99/63457 6/1999 G06F/17/30

OTHER PUBLICATIONS

(75) Inventor: **Jeffry Jovan Philyaw**, Dallas, TX (US)

“Group Decision Support System: Development and Application”, Energy Systems, Westinghouse, Pittsburgh, PA.

(73) Assignee: **L.V. Partners, L.P.**, Dallas, TX (US)

“New Technologies in Credit Card Authentication”, Pieter de Bryne, Institute for Communications Technology, Zurich, Switzerland.

(*) Notice: Subject to any disclaimer, the term of this patent is extended or adjusted under 35 U.S.C. 154(b) by 0 days.

“AVITAL, a Private Teaching System by Fax Communication”, Atsusji Iizawa, Noriro Sugiki, Yukari Shitora and Hideko Kunii, Software Research Center, Tokyo, Japan.

(21) Appl. No.: **09/568,150**

“Document on Computer” USPS Technical Support Center, Norman, OK.

(22) Filed: **May 10, 2000**

Related U.S. Application Data

“Development of a Commercially Successful Wearable Data Collection System”, Symbol Technologies, Inc.

(63) Continuation-in-part of application No. 09/378,221, filed on Aug. 19, 1999, which is a continuation-in-part of application No. 09/151,471, filed on Sep. 11, 1998, and a continuation-in-part of application No. 09/151,530, filed on Sep. 11, 1998, now Pat. No. 6,098,106.

What do forward looking companies consider in their plans and developments?, A.G. Johnston, Nestle.

(51) **Int. Cl.**⁷ **G06F 15/16**

(List continued on next page.)

(52) **U.S. Cl.** **709/217; 709/218**

(58) **Field of Search** **709/217, 218, 709/219; 235/472.03; 707/203**

(56) **References Cited**

U.S. PATENT DOCUMENTS

3,668,312 A 6/1972 Yamamoto et al. 348/17
4,002,886 A 1/1977 Sundelin 235/61.7 R
4,042,792 A 8/1977 Pakenham et al. 179/90

(List continued on next page.)

FOREIGN PATENT DOCUMENTS

EP 0 961 250 A2 12/1999 G07F/19/00
JP 10188140 A 12/1996 G07G/1/12
WO WO 95/10813 10/1994 G06F/15/403
WO WO 96/07146 9/1995 G06F/17/00
WO WO 97/37319 2/1997 G06K/7/10
WO WO 98/09243 8/1997 G06F/19/00
WO WO 98/03923 1/1998 G06F/15/163
WO WO 98/06055 2/1998 G06F/163/00
WO WO 98/19259 5/1998 G06F/17/60

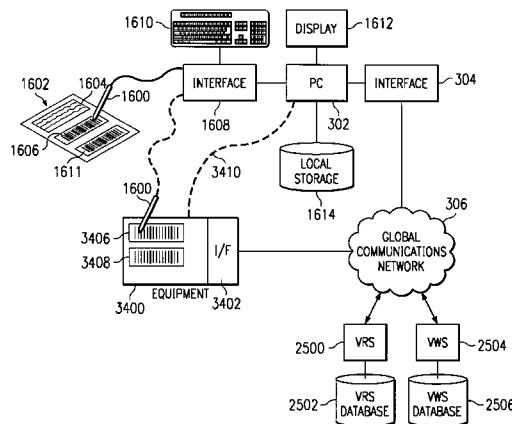
Primary Examiner—Krisna Lim

(74) *Attorney, Agent, or Firm*—Howison & Arnott, L.L.P.

(57) **ABSTRACT**

An architecture for automatically configuring equipment interfaced to a computer. A computer which is in communication with a network, is provided having the piece of equipment interfaced to the computer and having associated therewith one or more machine-resolvable codes (MRCs). The computer connects to a remote location disposed on the network in response to a select one of the one or more MRCs being read with a reader. Configuration information associated with the select one of the one or more MRCs is then transmitted from the remote location to the computer. The piece of equipment is then configured via the computer according to the configuration information.

36 Claims, 20 Drawing Sheets





(12) **United States Patent**
Philyaw

(10) **Patent No.:** **US 6,791,588 B1**
(45) **Date of Patent:** **Sep. 14, 2004**

(54) **METHOD FOR CONDUCTING A CONTEST USING A NETWORK**

(75) Inventor: **Jeffrey Jovan Philyaw**, Dallas, TX (US)

(73) Assignee: **L.V. Partners, L.P.**, Dallas, TX (US)

(*) Notice: Subject to any disclaimer, the term of this patent is extended or adjusted under 35 U.S.C. 154(b) by 957 days.

(21) Appl. No.: **09/594,276**

(22) Filed: **Jun. 15, 2000**

Related U.S. Application Data

(63) Continuation-in-part of application No. 09/568,754, filed on May 11, 2001, now Pat. No. 6,631,404, which is a continuation-in-part of application No. 09/378,221, filed on Aug. 19, 1999, which is a continuation-in-part of application No. 09/151,530, filed on Sep. 11, 1998, now Pat. No. 6,098,106, and a continuation-in-part of application No. 09/151,471, filed on Sep. 11, 1998, now abandoned.

(51) **Int. Cl.**⁷ **G09G 5/00**

(52) **U.S. Cl.** **345/862; 345/830; 463/17; 463/42; 709/217; 705/14**

(58) **Field of Search** **345/814, 830, 345/750, 862, 769, 773, 709, 771; 709/217, 219; 705/14; 463/17, 22, 37, 42**

(56) **References Cited**

U.S. PATENT DOCUMENTS

3,668,312 A	6/1972	Yamamoto et al.	348/17
4,002,886 A	1/1977	Sundelin	235/61.7 R
4,042,792 A	8/1977	Pakenham et al.	179/90
4,365,148 A	12/1982	Whitney	235/383
4,621,259 A	11/1986	Schepers et al.	345/180
4,654,482 A	3/1987	DeAngelis	379/95
4,780,599 A	10/1988	Baus	235/383
4,785,296 A	11/1988	Tabata et al.	340/731
4,816,904 A	3/1989	McKenna et al.	348/13
4,817,136 A	3/1989	Rhoads	379/375

(List continued on next page.)

FOREIGN PATENT DOCUMENTS

EP	0 961 250 A2	12/1999	G07F/19/00
JP	10188140 A	12/1996	G07G/1/12

(List continued on next page.)

OTHER PUBLICATIONS

“Group Decision Support System: Development and Application”, Energy Systems, Westinghouse, Pittsburgh, PA.

(List continued on next page.)

Primary Examiner—John Cabeca

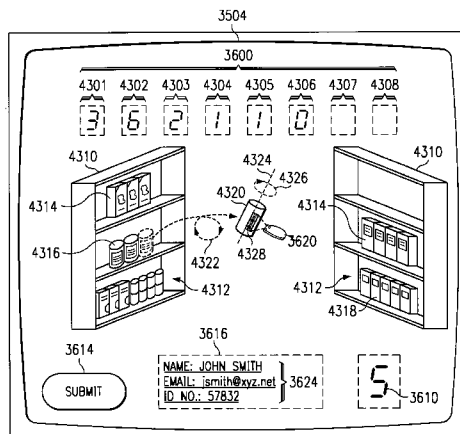
Assistant Examiner—Shawn Becker

(74) *Attorney, Agent, or Firm*—Howison & Arnott, L.L.P.

(57) **ABSTRACT**

A method for conducting a contest using a network is provided. A plurality of pick spaces, a virtual display fixture, and a plurality of virtual articles of commerce are displayed on the screen of a user computer. The user computer is disposed at a user site and operably connected to the network. Initially, the virtual articles of commerce are arrayed on the virtual display fixture. At least one of the plurality of virtual articles moves across the screen from an initial position on the virtual display fixture. Each of such moving virtual articles has a virtual target region defined thereon. Each of the virtual target regions is at least periodically visible on the associated virtual article. Each time that a screen cursor is positioned on the visible virtual target region of a moving virtual article and a pointing device operably connected to the computer is simultaneously triggered, a particular character chosen from a plurality of available characters is assigned to a successive one of the plurality of pick spaces. Thereafter, the assigned character is displayed in the corresponding pick space. When each pick space displays an assigned character, an entry data packet is assembled including data indicative of the assigned character in each of the plurality of pick spaces. The entry data packet is transmitted from the user computer across the network to a remote site.

35 Claims, 20 Drawing Sheets





(12) **United States Patent**
Philyaw et al.

(10) **Patent No.:** **US 6,758,398 B1**
(45) **Date of Patent:** **Jul. 6, 2004**

(54) **OPTICAL READER WITH ULTRAVIOLET WAVELENGTH CAPABILITY**

4,845,634 A 7/1989 Vitek et al. 364/468
4,894,789 A 1/1990 Yee 348/552

(75) Inventors: **Jeffrey Jovan Philyaw**, Dallas, TX (US); **Douglas L. Davis**, Dallas, TX (US)

(List continued on next page.)

FOREIGN PATENT DOCUMENTS

(73) Assignee: **L.V. Partners, L.P.**, Dallas, TX (US)

EP 0 961 250 A2 12/1999 G07F/19/00
JP 10188140 A 12/1996 G07G/1/12
WO WO 95/10813 10/1994 G06F/15/403
WO WO 96/07146 9/1995 G06F/17/00

(List continued on next page.)

OTHER PUBLICATIONS

(*) Notice: Subject to any disclaimer, the term of this patent is extended or adjusted under 35 U.S.C. 154(b) by 0 days.

Bar Code Method for Automating Catalog Orders; IBM Technical Disclosure Bulletin Sep. 1988.
Distributing Uniform Resource Locators as Bar Code Images; IBM Technical Disclosure Bulletin Jan. 1996.
"Distributing Uniform Resource Locators as Bar Code Images", IBM Technical Disclosure Bulletin, Jan. 1996.
"Bar Code Method for Automating Catalog Orders", IBM Technical Disclosure Bulletin, Sep. 1998.

Primary Examiner—Harold I. Pitts

(74) *Attorney, Agent, or Firm*—Howison & Arnott, LLP.

(21) Appl. No.: **09/598,886**

(22) Filed: **Jun. 21, 2000**

Related U.S. Application Data

(63) Continuation-in-part of application No. 09/580,848, filed on May 30, 2000, which is a continuation-in-part of application No. 09/378,221, filed on Aug. 19, 1999, which is a continuation-in-part of application No. 09/151,471, filed on Sep. 11, 1998, and a continuation-in-part of application No. 09/151,530, filed on Sep. 11, 1998, now Pat. No. 6,098,106.

ABSTRACT

(51) **Int. Cl.**⁷ **G06K 7/14**
(52) **U.S. Cl.** **235/454; 235/472.01**
(58) **Field of Search** 235/468, 472, 235/454

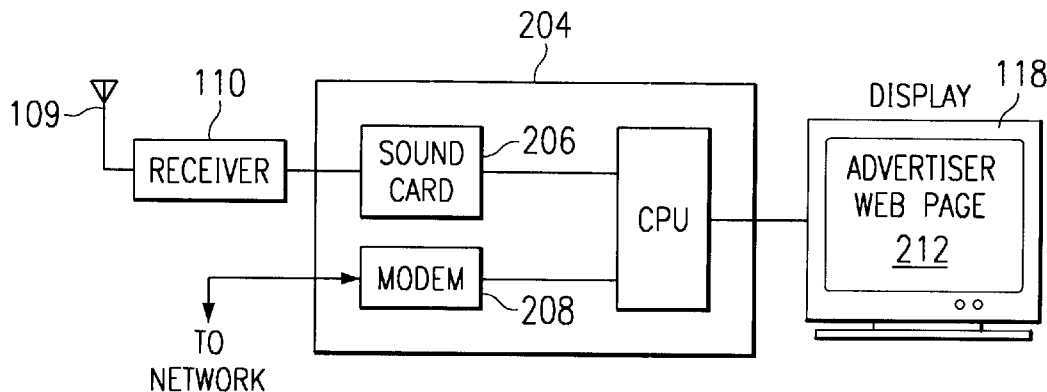
An optical reader is provided for reading a bar code having ultraviolet-wavelength-responsive properties. The optical reader includes an ultraviolet light source, a photodetector, an optical system and a decoder. The ultraviolet light source generates ultraviolet light having a wavelength shorter than visible light and longer than X-rays for illuminating a target region. The photodetector generates output electrical signals indicative of light incident thereon having a wavelength within a predetermined range of wavelengths. The optical system includes a projection portion and a collection portion. The projection portion directs the ultraviolet light along a projection path extending from the ultraviolet light source to the target region. The collection portion collects the light from a bar code when the bar code occupies the target region and directs the collected light along a collection path extending from the target region to the photodetector. The decoder receives the output electrical signals of the photodetector and produces, in response thereto, electrical signals indicative of information encoded in the bar code.

(56) **References Cited**

U.S. PATENT DOCUMENTS

3,668,312 A 6/1972 Yamamoto et al. 348/17
3,886,328 A * 5/1975 Harms et al. 235/472
4,002,886 A 1/1977 Sundelin 235/61.7 R
4,042,792 A 8/1977 Pakenham et al. 179/90
4,365,148 A 12/1982 Whitney 235/383
4,621,259 A 11/1986 Schepers et al. 345/180
4,654,482 A 3/1987 DeAngelis 379/95
4,780,599 A 10/1988 Baus 235/383
4,785,296 A 11/1988 Tabata et al. 340/731
4,816,904 A 3/1989 McKenna et al. 348/13
4,817,136 A 3/1989 Rhoads 379/375
4,833,308 A 5/1989 Humble 235/383
4,841,132 A 6/1989 Kajitani et al. 235/472

21 Claims, 15 Drawing Sheets





(12) **United States Patent**
Philyaw

(10) **Patent No.:** **US 6,757,715 B1**
(45) **Date of Patent:** **Jun. 29, 2004**

(54) **BAR CODE SCANNER AND SOFTWARE INTERFACE INTERLOCK FOR PERFORMING ENCRYPTED HANDSHAKING AND FOR DISABLING THE SCANNER IN CASE OF HANDSHAKING OPERATION FAILURE**

6,199,048 B1 * 3/2001 Hudetz et al. 705/23
6,243,814 B1 * 6/2001 Matena 713/200
6,290,131 B1 * 9/2001 Kolis et al. 235/462.01
6,353,898 B1 * 3/2002 Wipfel et al. 714/48
6,484,022 B1 * 11/2002 Findikli et al. 455/411
2002/0034299 A1 * 3/2002 Charrin 380/251

* cited by examiner

(75) Inventor: **Jeffry Jovan Philyaw**, Dallas, TX (US)

Primary Examiner—Paul H Kang

(73) Assignee: **L.V. Partners, L.P.**, Dallas, TX (US)

(74) *Attorney, Agent, or Firm*—Gregory M. Howison; Howison & Arnott, LLP

(*) Notice: Subject to any disclaimer, the term of this patent is extended or adjusted under 35 U.S.C. 154(b) by 0 days.

(57) **ABSTRACT**

(21) Appl. No.: **09/496,208**

An interlocking architecture for a software interface and a bar code scanner. Upon power-up, a handshaking operation is performed between a scanner (1600) having a scanner processor (2600) and a computer processor (2612) of a computer (302) based upon the code stored in the NV memory (2602) of the scanner (1600) and a unique code associated with the software interface running on the computer (302). A wedge (1608) is provided as an interface mechanism for the scanner (1600) and a keyboard (1610) to a keyboard port (2500) of the computer (302). The handshaking occurs through the wedge (1608) via a keyboard interface (2610) to the processor (2600) such that a successful handshake directs the processor (2600) to engage a switch (2604) which enables power to a sensing head (2606) for read optically encoded information. The software interface operates from a computer memory (2614) associated with the processor (2612) whereby an unsuccessful handshake using unique number of the software interface by the processor (2612) sends a disabling signal through the keyboard circuit (2618) through the wedge (1608) to the scanner processor (2600) to disengage the switch (2604) to drop power to the sensor head (2606). The handshaking operation is performed on a regular basis during system power-up to ensure that the original software interface and scanner (1600) are still in use.

(22) Filed: **Feb. 2, 2000**

Related U.S. Application Data

(63) Continuation-in-part of application No. 09/378,221, filed on Aug. 19, 1999, which is a continuation-in-part of application No. 09/151,530, filed on Sep. 11, 1998, now Pat. No. 6,098,106, which is a continuation-in-part of application No. 09/151,471, filed on Sep. 11, 1998.

(51) **Int. Cl.**⁷ **G06F 15/16; G06F 15/173**

(52) **U.S. Cl.** **709/210; 709/208; 709/224; 709/225; 709/226; 709/227; 709/228; 709/229; 709/237**

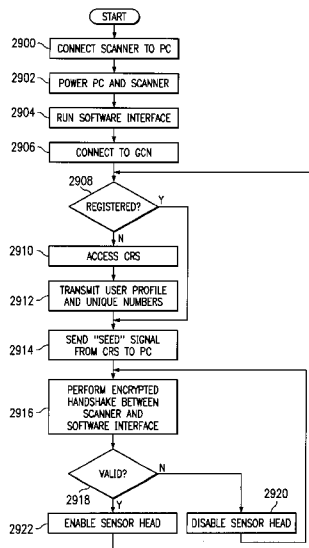
(58) **Field of Search** **709/201, 217, 709/225, 227, 237, 208, 210, 224, 226, 228, 229; 713/200; 714/48**

(56) **References Cited**

U.S. PATENT DOCUMENTS

5,288,976 A * 2/1994 Citron et al. 235/375
5,507,009 A * 4/1996 Grube et al. 455/517
5,862,452 A * 1/1999 Cudak et al. 725/81
6,012,102 A * 1/2000 Shachar 710/5
6,149,063 A * 11/2000 Reynolds et al. 235/472.02

12 Claims, 13 Drawing Sheets



AFFIDAVIT OF JOVAN HUTTON PULITZER

Regarding pattern recognition analysis of mailed election ballots and access to electronically stored or paper ballots for analysis.

EXHIBIT 10

(12) **United States Patent**
Pulitzer et al.

(10) **Patent No.:** **US 10,473,659 B2**
(45) **Date of Patent:** ***Nov. 12, 2019**

(54) **SYSTEM AND METHOD FOR IMMEDIATE HEALTH ASSESSMENT RESPONSE SYSTEM**

(71) Applicant: **Reliant Immune Diagnostics, LLC**,
Austin, TX (US)

(72) Inventors: **Jovan Hutton Pulitzer**, Frisco, TX (US); **Henry Joseph Legere, III**,
Austin, TX (US)

(73) Assignee: **Reliant Immune Diagnostics, Inc.**,
Austin, TX (US)

(*) Notice: Subject to any disclaimer, the term of this patent is extended or adjusted under 35 U.S.C. 154(b) by 0 days.

This patent is subject to a terminal disclaimer.

(21) Appl. No.: **15/786,191**

(22) Filed: **Oct. 17, 2017**

(65) **Prior Publication Data**
US 2018/0106804 A1 Apr. 19, 2018

Related U.S. Application Data
(63) Continuation of application No. 15/295,353, filed on Oct. 17, 2016, now Pat. No. 9,857,372.
(Continued)

(51) **Int. Cl.**
G01N 33/558 (2006.01)
G01N 33/569 (2006.01)
(Continued)

(52) **U.S. Cl.**
CPC ... **G01N 33/56983** (2013.01); **G01N 15/0612** (2013.01); **G01N 33/54366** (2013.01);
(Continued)

(58) **Field of Classification Search**
CPC G01N 33/56983; G01N 33/76; G01N 15/0612; G01N 33/689; G01N 33/6893;
(Continued)

(56) **References Cited**

U.S. PATENT DOCUMENTS

5,587,061 A 12/1996 Chen
5,709,788 A 1/1998 Chen

(Continued)

FOREIGN PATENT DOCUMENTS

CN 105954512 A 9/2016
WO 2010118124 A2 10/2010

(Continued)

OTHER PUBLICATIONS

Brown, M. C. et al. (2009). Lateral Flow Immunoassay. Tse, H. Y., Wong, R. C. (Eds.). New York, NY: Humana Press.

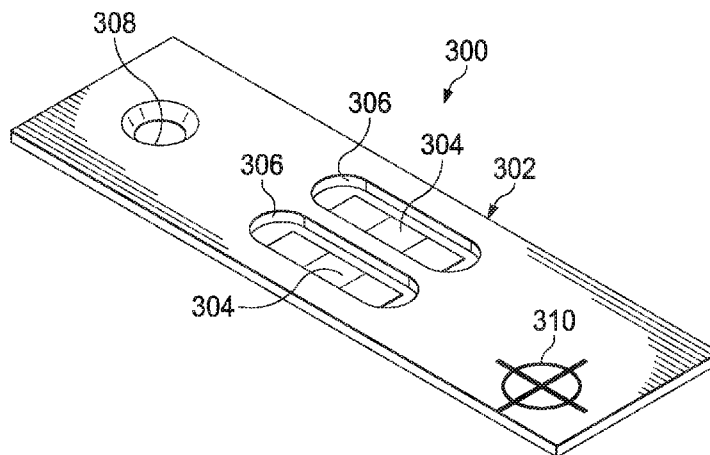
(Continued)

Primary Examiner — Melanie Brown

(57) **ABSTRACT**

An immediate health assessment response system, comprising a testing device having thereon an alignment target and having a plurality of immunoassay test strips, the plurality of immunoassay test strips each including a sample pad capable of receiving a biologic sample, and a server configured to receive information from a mobile device regarding test results from a test performed using the testing device, receive an image from a mobile device, process the image to determine results based on pixel count and line intensity of the test line of each of the plurality of immunoassay test strips, compare the results of processing the image to a control for each test line of each of the plurality of immunoassay test strips, and provide a risk indicator, wherein the risk indicator alerts a user to seek medical attention immediately.

7 Claims, 15 Drawing Sheets





US009857373B1

(12) **United States Patent**
Pulitzer et al.

(10) **Patent No.:** **US 9,857,373 B1**
(45) **Date of Patent:** ***Jan. 2, 2018**

(54) **PREGNANCY TEST TO ASSESS DISEASE RISK**

(71) Applicant: **RELIANT IMMUNE DIAGNOSTICS, LLC**, Austin, TX (US)

(72) Inventors: **Jovan Hutton Pulitzer**, Frisco, TX (US); **Henry Joseph Legere, III**, Austin, TX (US)

(73) Assignee: **Reliant Immune Diagnostics, LLC**, Austin, TX (US)

(*) Notice: Subject to any disclaimer, the term of this patent is extended or adjusted under 35 U.S.C. 154(b) by 0 days.

This patent is subject to a terminal disclaimer.

(21) Appl. No.: **15/295,398**

(22) Filed: **Oct. 17, 2016**

(51) **Int. Cl.**
G01N 33/569 (2006.01)
G01N 33/68 (2006.01)
G01N 33/558 (2006.01)
G01N 33/543 (2006.01)

(Continued)

(52) **U.S. Cl.**
CPC . **G01N 33/56983** (2013.01); **G01N 33/54366** (2013.01); **G01N 33/558** (2013.01); **G01N 33/689** (2013.01); **G01N 33/6893** (2013.01); **G06K 9/3216** (2013.01); **G06T 7/0014** (2013.01); **G01N 2333/183** (2013.01); **G01N 2333/59** (2013.01); **G01N 2469/10** (2013.01); **G01N 2800/50** (2013.01); **G06T 2207/10004** (2013.01); **G06T 2207/30004** (2013.01); **G06T 2207/30242** (2013.01)

(58) **Field of Classification Search**
CPC G01N 33/56983; G01N 33/54366; G01N 33/689; G01N 33/558; G01N 33/6893; G06K 9/3216; G06T 7/0014
See application file for complete search history.

(56) **References Cited**

U.S. PATENT DOCUMENTS

9,390,237 B2* 7/2016 Myers G06F 19/366
2006/0222567 A1* 10/2006 Kloepfer G01N 21/78
422/68.1

(Continued)

OTHER PUBLICATIONS

Brown, M. C. et al. (2009). Lateral Flow Immunoassay. Tse, H. Y., Wong, R. C. (Eds.). New York, NY: Humana Press.

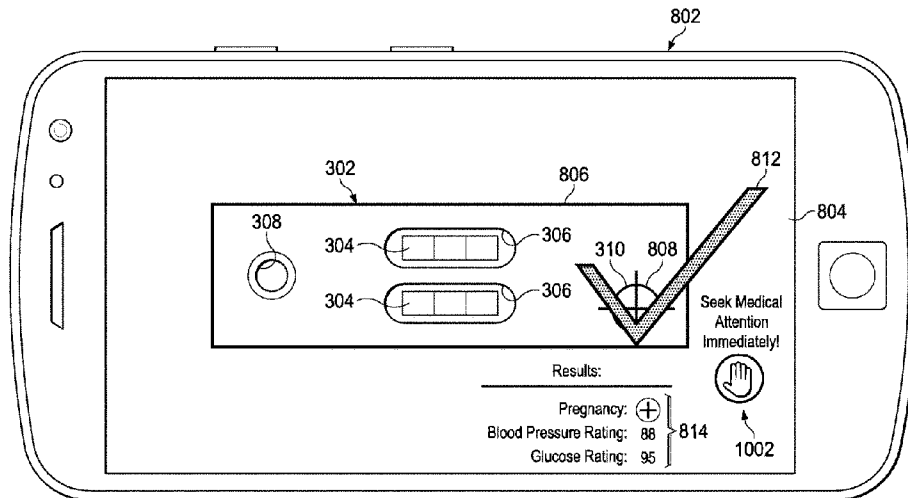
Primary Examiner — Melanie Yu Brown

(74) *Attorney, Agent, or Firm* — Munck Wilson Mandala, LLP

(57) **ABSTRACT**

A system for providing pregnancy testing in conjunction with disease risk testing, comprising a testing device having an alignment target and having a plurality of immunoassay test strips, the plurality of immunoassay test strips each including a sample pad, a conjugate pad containing particles for conjugating with antibodies or antigens present in the biologic sample, and a membrane strip having a test line and a control line, wherein the test line and the control line are viewable, and a mobile device having a camera, a viewing screen, and a software application stored thereon, wherein the software application provides executable instructions to determine a risk value for each of at least one disease risk tested using the biologic sample, assess the risk value for each of the at least one disease risk tested, and present, if immediate medical action is required, a medical action indicator on the viewing screen.

1 Claim, 15 Drawing Sheets





(12) **United States Patent**
Pulitzer et al.

(10) **Patent No.:** **US 9,857,372 B1**
(45) **Date of Patent:** ***Jan. 2, 2018**

(54) **ARBOVIRUS INDICATIVE BIRTH DEFECT RISK TEST**

(71) Applicant: **RELIANT IMMUNE DIAGNOSTICS, LLC**, Austin, TX (US)

(72) Inventors: **Jovan Hutton Pulitzer**, Frisco, TX (US); **Henry Joseph Legere, III**, Austin, TX (US)

(73) Assignee: **Reliant Immune Diagnostics, LLC**, Austin, TX (US)

(*) Notice: Subject to any disclaimer, the term of this patent is extended or adjusted under 35 U.S.C. 154(b) by 0 days.

This patent is subject to a terminal disclaimer.

(21) Appl. No.: **15/295,353**

(22) Filed: **Oct. 17, 2016**

(51) **Int. Cl.**
G01N 33/569 (2006.01)
G01N 35/00 (2006.01)
G01N 33/558 (2006.01)

(52) **U.S. Cl.**
CPC **G01N 33/56983** (2013.01); **G01N 33/558** (2013.01); **G01N 35/00009** (2013.01); **G01N 35/00871** (2013.01); **G01N 2035/00881** (2013.01)

(58) **Field of Classification Search**
CPC G01N 33/56983; G01N 33/558; G01N 35/00871; G01N 35/00009; G01N 33/6893; G01N 33/689; G06T 7/0014; G06K 9/3216

See application file for complete search history.

(56) **References Cited**

U.S. PATENT DOCUMENTS

9,390,237 B2 *	7/2016	Myers	G06F 19/366
2006/0222567 A1 *	10/2006	Kloepfer	G01N 21/78
			422/68.1
2009/0298191 A1 *	12/2009	Whitesides	G01N 33/523
			436/164
2013/0273528 A1 *	10/2013	Ehrenkranz	G01N 33/54366
			435/6.1
2014/0121487 A1 *	5/2014	Faybishenko	A61B 5/157
			600/365
2016/0223536 A1 *	8/2016	Johnson	G01N 33/558
2017/0059566 A1 *	3/2017	Reed	G01N 33/56911

OTHER PUBLICATIONS

Brown, M. C. et al (2009). Lateral Flow Immunoassay. Tse, H. Y., Wong, R. C. (Eds.). New York, NY: Humana Press.

* cited by examiner

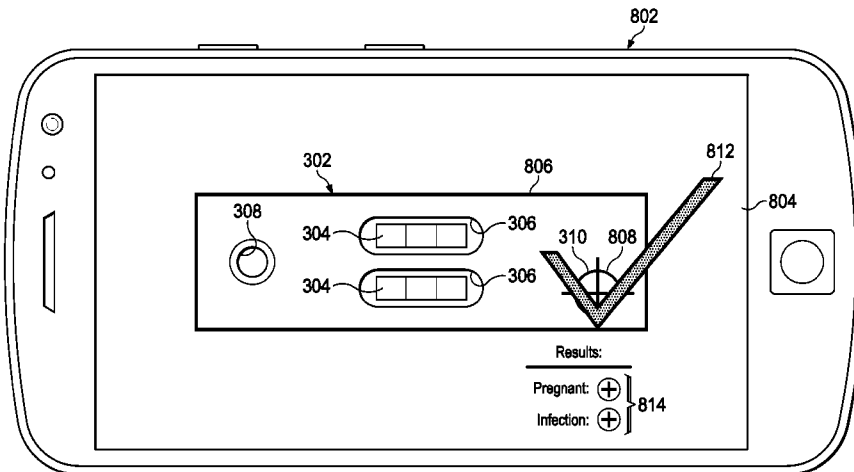
Primary Examiner — Melanie Yu Brown

(74) Attorney, Agent, or Firm — Munck Wilson Mandala LLP

(57) **ABSTRACT**

A system for providing immunoassay test results for multiple medical conditions, comprising a testing device having thereon an alignment target and having a plurality of immunoassay test strips, the plurality of immunoassay test strips each including a sample pad capable of receiving a biologic sample, a conjugate pad containing particles for conjugating with antibodies or antigens present in the biologic sample, and a membrane strip having a test line and a control line, wherein the test line and the control line are viewable, and a mobile device having a camera, a viewing screen, and a software application stored thereon, wherein the software application provides executable instructions to capture an image of the testing device, process an image to determine pixel count and line intensity of the test line of each of the plurality of immunoassay test strips, and present test results on the viewing screen.

1 Claim, 15 Drawing Sheets





US006928413B1

(12) **United States Patent**
Pulitzer

(10) **Patent No.:** **US 6,928,413 B1**
(45) **Date of Patent:** **Aug. 9, 2005**

(54) **METHOD OF PRODUCT PROMOTION**

(75) Inventor: **Jovan Hutton Pulitzer**, Dallas, TX (US)

(73) Assignee: **L.V. Partners, L.P.**, Dallas, TX (US)

(*) Notice: Subject to any disclaimer, the term of this patent is extended or adjusted under 35 U.S.C. 154(b) by 0 days.

(21) Appl. No.: **09/483,487**

(22) Filed: **Jan. 14, 2000**

Related U.S. Application Data

(63) Continuation-in-part of application No. 09/378,220, filed on Aug. 19, 1999, which is a continuation-in-part of application No. 09/151,530, filed on Sep. 11, 1998.

(51) **Int. Cl.**⁷ **G06F 17/60**

(52) **U.S. Cl.** **705/14; 463/40**

(58) **Field of Search** **705/1, 10, 14; 775/82, 83; 463/40, 42; 709/219, 224**

(56) **References Cited**

U.S. PATENT DOCUMENTS

3,668,312 A	6/1972	Yamamoto et al.	348/17
4,002,886 A	1/1977	Sundelin	235/61.7 R
4,042,792 A	8/1977	Pakenham et al.	179/90
4,365,148 A	12/1982	Whitney	235/383
4,621,259 A	11/1986	Schepers et al.	345/180
4,654,482 A	3/1987	DeAngelis	379/95
4,780,599 A	10/1988	Baus	235/383

(Continued)

FOREIGN PATENT DOCUMENTS

EP	0 961 250 A2	12/1999	G07F/19/00
JP	10188140 A	12/1996	G07G/1/12
WO	WO 95/10813	10/1994	G06F/15/403
WO	WO 96/07146	9/1995	G06F/17/00
WO	WO 97/02074	* 1/1997	705/14 X
WO	WO 97/37319	2/1997	G06K/7/10
WO	WO 97/26061	* 7/1997	705/14 X

WO	WO 98/09243	8/1997	G06F/19/00
WO	WO 98/03923	1/1998	G06F/15/163
WO	WO 98/06055	2/1998	G06F/163/00
WO	WO 98/19259	5/1998	G06F/17/60
WO	WO 98/40823	9/1998	G06F/13/00
WO	WO 99/63457	6/1999	G06F/17/30

OTHER PUBLICATIONS

Going Beyond the Banner by Cathy Taylor from Brandweek, v XXXVII, n28, IQ22+, dated Jul. 8, 1996.*

“Distributing Uniform Resource Locators as Bar Code Images”, IBM Technical Disclosure Bulletin, Jan. 1996.

“Bar Code Method for Automating Catalog Orders”, IBM Technical Disclosure Bulletin, Sep. 1998.

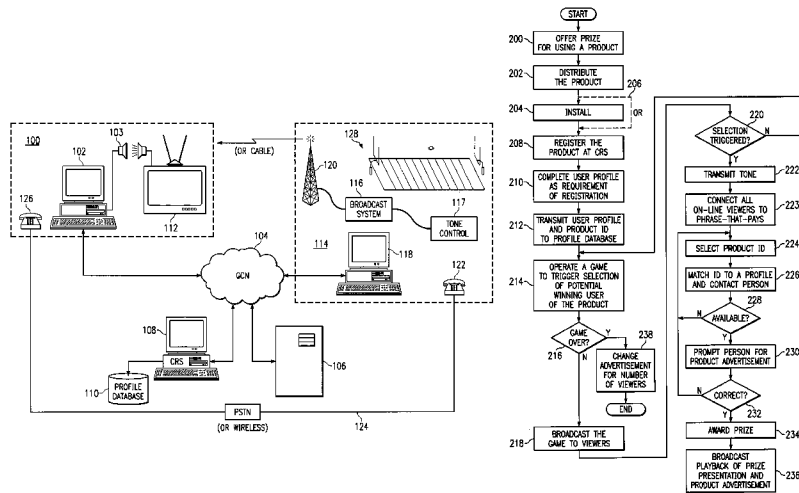
Primary Examiner—Eric Stamber

(74) *Attorney, Agent, or Firm*—Howison & Arnott, L.L.P.

(57) **ABSTRACT**

A method of promoting a product. A user at a user location (100) is induced to obtain a first product having a unique ID from a first vendor to win a prize. The user registers the product via a user computer (102) connected on-line to a central registration server (108) across a packet-switched network (104) by completing a user profile and transmitting the user profile and unique ID to a central registration server (108) having a profile database stored on a profile database unit (110). Promoting the product in conjunction with an event at an event location (114), and in response to a triggering event occurring during the event, a tone control system (117) causes a tone signal to be transmitted in the broadcast signal using a broadcast system (116). The tone signal is coupled to the user computer (102) and decoded to enable the computer (102) to automatically connect to a web server having a prize-winning phrase containing advertisement of the second product. A unique ID is then arbitrarily selected, and used to perform a matching operation on the user profile database of the profile database unit (110) using an event computer (118), in order to obtain the associated telephone number of the user. A call is then placed to the user with an event handset (122) over a PSTN (124) to a viewer handset (126). The user is then prompted for the prize-winning phrase. If correct, the user is awarded the prize.

7 Claims, 10 Drawing Sheets



(12) **United States Patent**
Strader et al.

(10) **Patent No.:** **US 10,441,209 B2**
(45) **Date of Patent:** **Oct. 15, 2019**

- (54) **ANTIGEN REGIONAL TESTING KIT**
- (71) Applicant: **ROCA MEDICAL LTD.**, London (GB)
- (72) Inventors: **James Strader**, Austin, TX (US);
Jovan Hutton Pulitzer, Frisco, TX (US)
- (73) Assignee: **ROCA Medical Ltd.**, London (GB)
- (*) Notice: Subject to any disclaimer, the term of this patent is extended or adjusted under 35 U.S.C. 154(b) by 206 days.

- (21) Appl. No.: **15/425,863**
- (22) Filed: **Feb. 6, 2017**
- (65) **Prior Publication Data**
US 2017/0224269 A1 Aug. 10, 2017

Related U.S. Application Data

- (60) Provisional application No. 62/291,433, filed on Feb. 4, 2016.
- (51) **Int. Cl.**
A61F 17/00 (2006.01)
A61B 5/00 (2006.01)
A61K 49/00 (2006.01)
A61B 10/00 (2006.01)
A61B 17/20 (2006.01)
- (52) **U.S. Cl.**
CPC **A61B 5/443** (2013.01); **A61B 5/6848** (2013.01); **A61B 10/0035** (2013.01); **A61K 49/0006** (2013.01); **A61B 17/205** (2013.01)
- (58) **Field of Classification Search**
CPC A61B 50/00; B65D 69/00; B65D 71/00; B65D 77/00
USPC 206/570
See application file for complete search history.

- (56) **References Cited**
U.S. PATENT DOCUMENTS
3,627,122 A * 12/1971 Garbe, Jr. A47B 87/02
116/308
3,743,088 A * 7/1973 Henkin A61B 5/00
116/201
3,899,298 A * 8/1975 Szczesniak G01N 33/539
206/568
5,104,620 A * 4/1992 Wiley A61B 5/411
422/430
5,143,210 A * 9/1992 Warwick A61B 10/0096
206/499

(Continued)

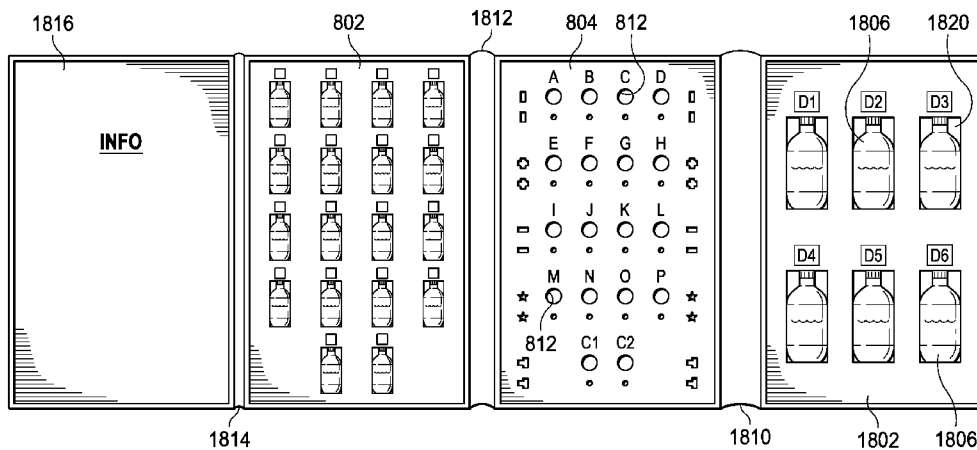
OTHER PUBLICATIONS

PCT: European Patent Office Searching Authority, International Search Report and Written Opinion of PCT/IB2015/001330 (related application), dated Oct. 5, 2015, 14 pgs.
(Continued)

Primary Examiner — King M Chu
(74) *Attorney, Agent, or Firm* — Gregory M. Howison

- (57) **ABSTRACT**
A method for administering tests using a regional antigen testing kit is provided. The method comprises providing the regional antigen testing kit, extracting a predetermined amount of concentrated antigen from one of a plurality of concentrated antigens, dispensing the predetermined amount of concentrated antigen into a corresponding one of a plurality of wells, as indicated by visual indicia, repeating the extracting and dispensing steps until a desired number of the plurality of wells contain concentrated antigen, providing a prick tester having a plurality of needles extending thereon, aligning the plurality of needles of the prick tester with the plurality of wells, inserting each of the plurality of needles of the prick tester into one of the plurality of wells, and applying the plurality of needles of the prick tester to the skin of a patient to elicit a potential response.

8 Claims, 17 Drawing Sheets



(12) **United States Patent**
Pulitzer et al.

(10) **Patent No.:** **US 10,375,453 B2**
(45) **Date of Patent:** **Aug. 6, 2019**

(54) **DEVICE FOR INDUSTRY-SPECIFIC CONTENT STREAMING**

(58) **Field of Classification Search**
None
See application file for complete search history.

(71) Applicant: **Digital Broadcasting and Communications Network, LLC**, Los Angeles, CA (US)

(56) **References Cited**

(72) Inventors: **Jovan Hutton Pulitzer**, Frisco, TX (US); **James Strader**, Austin, TX (US)

U.S. PATENT DOCUMENTS

(73) Assignee: **Digital Broadcasting and Communications Network, LLC**, Austin, TX (US)

9,357,179	B2 *	5/2016	Haberman	G06Q 30/02
2003/0070169	A1 *	4/2003	Beyers, II	H04N 7/17318 725/51
2011/0231569	A1 *	9/2011	Luby	H04N 21/23106 709/234
2015/0154597	A1 *	6/2015	Bacastow	G06Q 20/4012 705/72
2016/0192029	A1 *	6/2016	Bergstrom	H04L 43/0882 725/109
2017/0061409	A1 *	3/2017	Morecki	G06Q 50/01
2017/0064397	A1 *	3/2017	Iyer	H04N 21/4755
2017/0187768	A1 *	6/2017	Huang	H04L 65/4084

(*) Notice: Subject to any disclaimer, the term of this patent is extended or adjusted under 35 U.S.C. 154(b) by 0 days.

(21) Appl. No.: **15/908,090**

* cited by examiner

(22) Filed: **Feb. 28, 2018**

Primary Examiner — James R Marandi

(65) **Prior Publication Data**

US 2018/0249226 A1 Aug. 30, 2018

Related U.S. Application Data

(60) Provisional application No. 62/464,999, filed on Feb. 28, 2017, provisional application No. 62/464,997, filed on Feb. 28, 2017, provisional application No. 62/464,998, filed on Feb. 28, 2017.

(57) **ABSTRACT**

A device for industry-specific content streaming includes a network interface, a display, a memory, and at least one processor coupled to the network interface and the memory. The at least one processor is configured to transmit a request for a digital content item to a remote server, wherein the digital content item is classified according to a specific classification code, receive a manifest file associated with the digital content item, wherein the manifest file includes a location for at least one segment file associated with the digital content item, determine using the manifest file a location on the remote server of a segment file, transmit to the remote server a request for the segment file stored on the remote server, receive the segment file in response to the request for the segment file, and present contents of the segment file on the display of the electronic device.

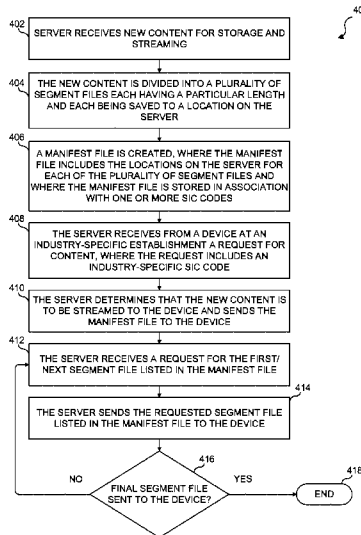
(51) **Int. Cl.**

H04N 21/845	(2011.01)
G06Q 20/20	(2012.01)
H04L 29/06	(2006.01)
G06F 16/28	(2019.01)
H04N 21/262	(2011.01)

(52) **U.S. Cl.**

CPC **H04N 21/8456** (2013.01); **G06F 16/285** (2019.01); **G06Q 20/203** (2013.01); **H04L 65/4084** (2013.01); **H04N 21/26241** (2013.01)

14 Claims, 12 Drawing Sheets



(12) **United States Patent**
Strader et al.

(10) **Patent No.:** **US 10,369,215 B2**
(45) **Date of Patent:** **Aug. 6, 2019**

(54) **PREDILUTION SETS FOR DISTRIBUTING ANTIGENS**

B65D 79/02; B65D 77/00; B65D 69/00; G01N 2001/005

(71) Applicant: **ROCA MEDICAL LTD.**, London (GB)

USPC 206/569, 570, 223, 459.1, 363, 364
See application file for complete search history.

(72) Inventors: **James Strader**, Austin, TX (US);
Jovan Hutton Pulitzer, Frisco, TX (US)

(56) **References Cited**

U.S. PATENT DOCUMENTS

(73) Assignee: **Roca Medical LTD.**, London (GB)

4,976,351 A * 12/1990 Mangini G09F 3/0288
206/232

(*) Notice: Subject to any disclaimer, the term of this patent is extended or adjusted under 35 U.S.C. 154(b) by 2 days.

6,488,937 B1 12/2002 Smits
(Continued)

OTHER PUBLICATIONS

(21) Appl. No.: **15/183,719**

PCT: European Patent Office Searching Authority, International Search Report and Written Opinion of PCT/IB2015/001330 (related application), dated Oct. 5, 2015, 14 pgs. dated Oct. 5, 2015.

(22) Filed: **Jun. 15, 2016**

(Continued)

(65) **Prior Publication Data**

US 2016/0368626 A1 Dec. 22, 2016

Related U.S. Application Data

Primary Examiner — Rafael A Ortiz

(63) Continuation-in-part of application No. 15/171,920, filed on Jun. 2, 2016.

(57) **ABSTRACT**

(60) Provisional application No. 62/169,787, filed on Jun. 2, 2015, provisional application No. 62/169,785, filed on Jun. 2, 2015, provisional application No. 62/180,003, filed on Jun. 15, 2015, provisional application No. 62/176,000, filed on Jun. 15, 2015, provisional application No. 62/349,626, filed on Jun. 13, 2016.

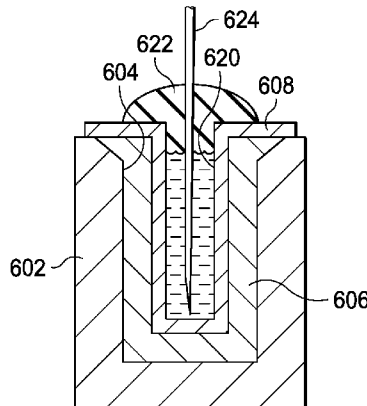
A method for delivering allergens to a pharmacist in a pre-diluted kit form, comprising providing a bulk container of base concentrate antigen containing at least one antigen at a predetermined concentrated level, creating a sequential and more diluted sequence of antigens, providing a plurality of end-use sealable containers that can receive a finite end amount of diluted antigens, dispensing from each of sequential bulk containers a finite end amount of diluted antigens into one of the plurality of end-use sealable containers, wherein the end-use seal containers filled from each of the sequential bulk containers comprises a group of end-use sealable containers associated with each of the sequential bulk containers, sealing each of the end-use containers after diluted antigens are disposed therein, and disposing a select number of the sealed end-use sealable containers from each of the groups of end-use sealable containers into a container comprising a kit.

(51) **Int. Cl.**
B65D 69/00 (2006.01)
B65D 71/00 (2006.01)
A61K 39/35 (2006.01)

(52) **U.S. Cl.**
CPC **A61K 39/35** (2013.01)

(58) **Field of Classification Search**
CPC A61K 39/35; A61K 39/385;
A61B 10/0096; A61F 17/00; A61J 1/16;

7 Claims, 15 Drawing Sheets



(12) **United States Patent**
Pulitzer et al.

(10) **Patent No.:** **US 10,331,924 B2**
(45) **Date of Patent:** **Jun. 25, 2019**

(54) **SYSTEM AND METHOD FOR AUDIOVISUAL RESPONSE TO RETAIL DIAGNOSTIC PRODUCT**

(71) Applicant: **RELIANT IMMUNE DIAGNOSTICS, LLC**, Austin, TX (US)

(72) Inventors: **Jovan Hutton Pulitzer**, Frisco, TX (US); **Henry Joseph Legere, III**, Austin, TX (US)

(73) Assignee: **Reliant Immune Diagnostics, Inc.**, Austin, TX (US)

(*) Notice: Subject to any disclaimer, the term of this patent is extended or adjusted under 35 U.S.C. 154(b) by 0 days.

(21) Appl. No.: **15/842,711**

(22) Filed: **Dec. 14, 2017**

(65) **Prior Publication Data**
US 2018/0173913 A1 Jun. 21, 2018

Related U.S. Application Data

(60) Provisional application No. 62/434,270, filed on Dec. 14, 2016.

(51) **Int. Cl.**
G06F 17/00 (2019.01)
G06K 7/10 (2006.01)
(Continued)

(52) **U.S. Cl.**
CPC **G06K 7/10722** (2013.01); **G01N 33/533** (2013.01); **G01N 33/54386** (2013.01);
(Continued)

(58) **Field of Classification Search**
CPC G06F 3/04842; G06F 3/0482; G06F 3/04817; G06F 16/29; G06Q 30/02;
(Continued)

(56) **References Cited**
U.S. PATENT DOCUMENTS
5,587,061 A 12/1996 Chen
5,709,788 A 1/1998 Chen
(Continued)

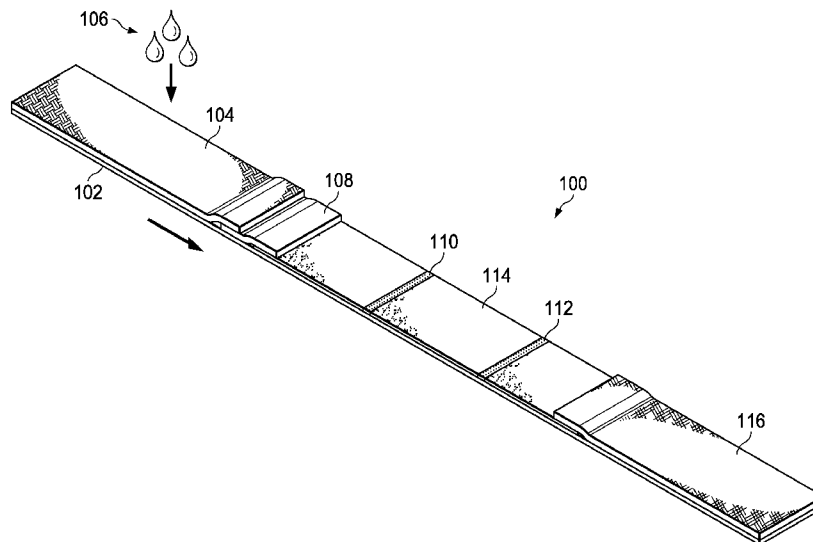
FOREIGN PATENT DOCUMENTS
CN 105954512 A 9/2016
WO 2010118124 A2 10/2010
(Continued)

OTHER PUBLICATIONS
Brown, M. C. et al. (2009). Lateral Flow Immunoassay. Tse, H. Y., Wong, R. C. (Eds.). New York, NY: Humana Press.
(Continued)

Primary Examiner — Jamara A Franklin
(74) *Attorney, Agent, or Firm* — Gregory M. Howison
(57) **ABSTRACT**

A system and method are provided for presenting self-diagnostic test instructions in the form of audiovisual messages. The system and method include collecting by a user of a testing device a biologic sample for use with a testing device, assigning correlative values as test results, and receiving the test results at a server disposed on a network. Some aspects of the system and method present test instructions to the user in the form of audiovisual messages. The audiovisual messages are provided to the user as a response to an interaction with a retail diagnostic product. In some aspects, the complete audiovisual message is presented before the user may complete a self-diagnostic test.

15 Claims, 22 Drawing Sheets



(12) **United States Patent**
Pulitzer et al.

(10) **Patent No.:** **US 10,255,729 B1**
(45) **Date of Patent:** **Apr. 9, 2019**

(54) **SYSTEM AND METHOD FOR HAPTIC MAPPING OF A CONFIGURABLE VIRTUAL REALITY ENVIRONMENT**

(71) Applicant: **Exploring, Inc.**, Atlanta, GA (US)
(72) Inventors: **Jovan Hutton Pulitzer**, Frisco, TX (US); **David Walens**, Marietta, GA (US); **Matthew Kelly**, Acworth, GA (US); **Geoffrey Wright**, Marietta, GA (US)
(73) Assignee: **Exploring, Inc.**, Atlanta, GA (US)
(*) Notice: Subject to any disclaimer, the term of this patent is extended or adjusted under 35 U.S.C. 154(b) by 0 days.

(21) Appl. No.: **15/991,686**
(22) Filed: **May 29, 2018**

(51) **Int. Cl.**
G06T 19/00 (2011.01)
G02B 27/01 (2006.01)
G06F 3/01 (2006.01)
E04B 1/19 (2006.01)

(52) **U.S. Cl.**
CPC **G06T 19/006** (2013.01); **E04B 1/19** (2013.01); **G02B 27/0176** (2013.01); **G06F 3/012** (2013.01); **G06F 3/016** (2013.01); **G06T 19/003** (2013.01); **E04B 2001/1936** (2013.01); **E04B 2001/1966** (2013.01)

(58) **Field of Classification Search**
CPC G06T 19/006; G06T 19/003; G06F 3/012; G06F 3/016; E04B 1/19; E04B 2001/1936; E04B 2001/1966; G02B 27/0176

See application file for complete search history.

(56) **References Cited**

U.S. PATENT DOCUMENTS

4,934,858 A * 6/1990 Beaulieu F16B 12/40 211/192
2006/0084356 A1 * 4/2006 Stallworth A63H 33/42 446/82
2009/0187264 A1 * 7/2009 Hashimoto G05B 19/4097 700/98
2010/0294340 A1 * 11/2010 Cunningham H02S 20/00 136/251
2013/0067846 A1 * 3/2013 Kvols E04H 1/1205 52/586.1
2016/0253842 A1 * 9/2016 Shapira G02B 27/017 345/633
2017/0354064 A1 * 12/2017 Milek H05K 7/1497
2018/0151000 A1 * 5/2018 Liv G06T 19/006
2018/0168064 A1 * 6/2018 Gustaferry H05K 7/1488

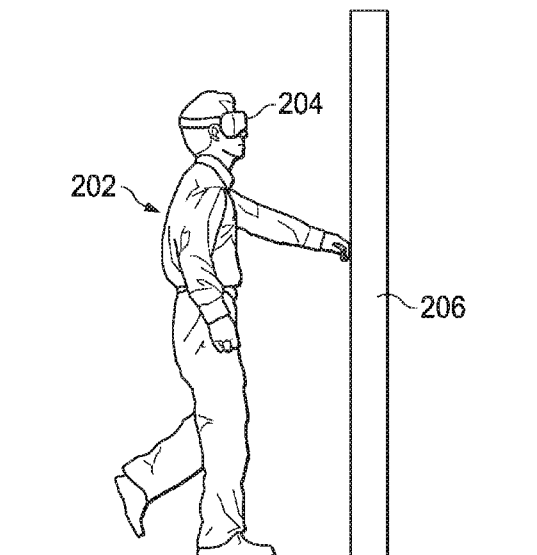
* cited by examiner

Primary Examiner — William A Beutel
(74) *Attorney, Agent, or Firm* — Gregory M. Howison

(57) **ABSTRACT**

A system for providing a virtual reality experience includes a display associated with a field of view of a user. A virtual reality system renders a virtual reality world responsive to a movement of the user and displays the rendered virtual reality world to a user through the display. A configurable virtual reality environment model may be configured to place physical walls in a location that corresponds to a virtual wall located within with virtual reality world such that when the display shows the user touching a wall in the virtual reality world, the user feels the physical wall placed in the configurable virtual reality environment.

20 Claims, 19 Drawing Sheets





US010178710B2

(12) **United States Patent**
Pulitzer

(10) **Patent No.:** **US 10,178,710 B2**
(45) **Date of Patent:** **Jan. 8, 2019**

(54) **SYSTEM AND METHOD FOR USING A MOBILE DEVICE AS AN INPUT DEVICE FOR SURVEYS AT A LIVE EVENT**

H04W 4/021 (2013.01); *H04W 4/043* (2013.01); *H04W 4/21* (2018.02); *G06F 2212/15* (2013.01)

(71) Applicant: **FEVR TECH LLC**, Jackson, WY (US)

(58) **Field of Classification Search**
CPC G06F 17/3087; G06F 17/30879; G06Q 30/0203; H04M 3/42357; H04W 4/043; H04W 60/00; H04W 4/21; H04L 67/306
USPC 235/379
See application file for complete search history.

(72) Inventor: **Jovan Hutton Pulitzer**, Frisco, TX (US)

(*) Notice: Subject to any disclaimer, the term of this patent is extended or adjusted under 35 U.S.C. 154(b) by 0 days.

(56) **References Cited**

U.S. PATENT DOCUMENTS

5,226,177 A 7/1993 Nickerson
5,273,437 A 12/1993 Caldwell
(Continued)

(21) Appl. No.: **15/601,849**

(22) Filed: **May 22, 2017**

(65) **Prior Publication Data**

US 2017/0255696 A1 Sep. 7, 2017

OTHER PUBLICATIONS

PCT: International Search Report and Written Opinion of PCT/US16/31015; dated Aug. 23, 2016 dated Aug. 23, 2016.

Primary Examiner — Claude J Brown

(74) *Attorney, Agent, or Firm* — Gregory M. Howison

Related U.S. Application Data

(63) Continuation-in-part of application No. 15/453,226, filed on Mar. 8, 2017, which is a continuation-in-part of application No. 15/402,738, filed on Jan. 10, 2017, which is a continuation-in-part of application No. 15/360,697, filed on Nov. 23, 2016, which is a (Continued)

(57) **ABSTRACT**

A method is provided for interacting with audience members in an event, each of the potential attendees having available thereto a unique identifier. The method comprises creating, for an attendee, a unique ID (UID) on a mobile wireless device (MWD) by the steps of inputting to the MWD one of the unique identifiers, combining the obtained unique identifier with a UID time stamp at the time of creation of the UID; receiving with a server on a first wireless channel communications from the MWD; registering the UID at the physical location of the event; generating a visual query; displaying on the MWD response indicators; receiving at the server from the registered attendee a response, to the query over the first wireless channel; and storing in a database on the server the received response in association with the displayed query.

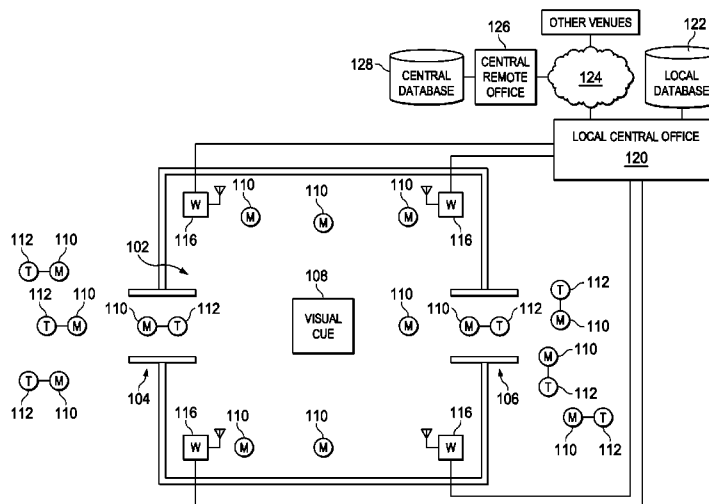
(51) **Int. Cl.**

G06Q 30/02 (2012.01)
H04W 88/02 (2009.01)
H04W 4/21 (2018.01)
H04L 29/08 (2006.01)
G06F 17/30 (2006.01)
G06Q 10/02 (2012.01)
H04W 4/021 (2018.01)
H04W 4/04 (2009.01)

(52) **U.S. Cl.**

CPC *H04W 88/02* (2013.01); *G06F 17/30879* (2013.01); *G06Q 10/02* (2013.01); *G06Q 30/0203* (2013.01); *H04L 67/306* (2013.01);

20 Claims, 89 Drawing Sheets





US010176486B2

(12) **United States Patent**
Pulitzer

(10) **Patent No.:** **US 10,176,486 B2**
(45) **Date of Patent:** **Jan. 8, 2019**

(54) **SYSTEM AND METHOD FOR USING A MOBILE DEVICE AS AN INPUT DEVICE FOR SURVEYS AT A LIVE EVENT**

(71) Applicant: **TESLA LABORATORIES, LLC**,
Jackson, WY (US)

(72) Inventor: **Jovan Hutton Pulitzer**, Frisco, TX
(US)

(*) Notice: Subject to any disclaimer, the term of this patent is extended or adjusted under 35 U.S.C. 154(b) by 0 days.

(21) Appl. No.: **15/453,226**

(22) Filed: **Mar. 8, 2017**

(65) **Prior Publication Data**
US 2017/0249651 A1 Aug. 31, 2017

Related U.S. Application Data

(63) Continuation-in-part of application No. 15/402,738, filed on Jan. 10, 2017, which is a continuation-in-part of application No. 15/360,697, filed on Nov. 23, 2016, which is a continuation-in-part of application No. 15/146,464, filed on May 4, 2016, now Pat. No. 9,959,689.

(60) Provisional application No. 62/258,988, filed on Nov. 23, 2015, provisional application No. 62/258,982, filed on Nov. 23, 2015, provisional application No. (Continued)

(51) **Int. Cl.**
G06Q 30/02 (2012.01)
H04W 4/04 (2009.01)
H04W 4/21 (2018.01)
H04L 29/08 (2006.01)
G06F 17/30 (2006.01)
G06Q 10/02 (2012.01)
H04W 4/021 (2018.01)

(52) **U.S. Cl.**
CPC **G06Q 30/0203** (2013.01); **G06F 17/3087** (2013.01); **G06F 17/30879** (2013.01); **G06Q 10/02** (2013.01); **H04L 67/306** (2013.01); **H04W 4/021** (2013.01); **H04W 4/043** (2013.01); **H04W 4/21** (2018.02)

(58) **Field of Classification Search**
CPC G06F 17/3087; G06F 17/30879; G06Q 30/0203; H04M 3/42357; H04W 4/043; H04W 60/00; H04W 4/21; H04L 67/306
USPC 235/379
See application file for complete search history.

(56) **References Cited**

U.S. PATENT DOCUMENTS

5,226,177 A 7/1993 Nickerson
5,273,437 A 12/1993 Caldwell
(Continued)

OTHER PUBLICATIONS

PCT: International Search Report and Written Opinion of PCT/US16/31015; dated Aug. 23, 2016 dated Aug. 23, 2016.

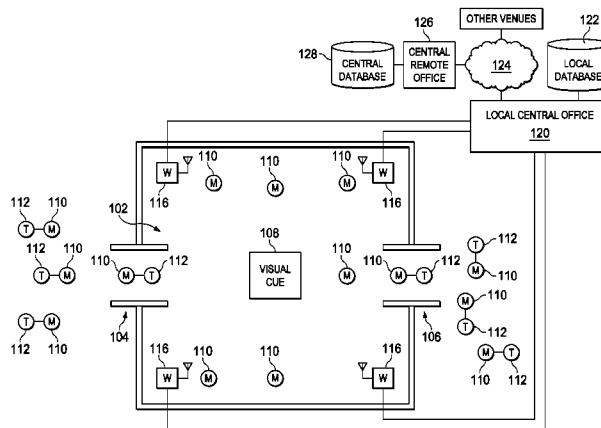
Primary Examiner — Claude J Brown

(74) *Attorney, Agent, or Firm* — Gregory M. Howison

(57) **ABSTRACT**

A method is provided for interacting with audience members in an event, each of the potential attendees having available thereto a unique identifier. The method comprises creating, for an attendee, a unique ID (UID) on a mobile wireless device (MWD) by the steps of inputting to the MWD one of the unique identifiers, combining the obtained unique identifier with a UID time stamp at the time of creation of the UID; receiving with a server on a first wireless channel communications from the MWD; registering the UID at the physical location of the event; generating a visual query; displaying on the MWD response indicators; receiving at the server from the registered attendee a response, to the query

(Continued)





US009959689B2

(12) **United States Patent**
Pulitzer

(10) **Patent No.:** **US 9,959,689 B2**
(45) **Date of Patent:** **May 1, 2018**

(54) **SYSTEM AND METHOD FOR CREATION OF UNIQUE IDENTIFICATION FOR USE IN GATHERING SURVEY DATA FROM A MOBILE DEVICE AT A LIVE EVENT**

(71) Applicant: **FEVR TECH, LLC**, Jackson, WY (US)

(72) Inventor: **Jovan Hutton Pulitzer**, Frisco, TX (US)

(73) Assignee: **TESLA LABORATORIES LLC**, Jackson, WY (US)

(*) Notice: Subject to any disclaimer, the term of this patent is extended or adjusted under 35 U.S.C. 154(b) by 0 days. days.

(21) Appl. No.: **15/146,464**

(22) Filed: **May 4, 2016**

(65) **Prior Publication Data**
US 2017/0148238 A1 May 25, 2017

Related U.S. Application Data

(60) Provisional application No. 62/258,988, filed on Nov. 23, 2015, provisional application No. 62/258,982, filed on Nov. 23, 2015, provisional application No. 62/258,983, filed on Nov. 23, 2015, provisional application No. 62/258,985, filed on Nov. 23, 2015, provisional application No. 62/258,987, filed on Nov. 23, 2015.

(51) **Int. Cl.**
G06Q 40/00 (2012.01)
G07C 9/00 (2006.01)
G06F 17/30 (2006.01)
G06Q 10/02 (2012.01)
H04L 12/26 (2006.01)

(52) **U.S. Cl.**
CPC ... **G07C 9/00015** (2013.01); **G06F 17/30879** (2013.01); **G06Q 10/02** (2013.01); **H04L 43/106** (2013.01)

(58) **Field of Classification Search**
CPC G06C 30/0241; G06C 30/0242; G06C 30/0275
USPC 235/379, 385
See application file for complete search history.

(56) **References Cited**

U.S. PATENT DOCUMENTS

5,226,177 A 7/1993 Nickerson
5,273,437 A 12/1993 Caldwell
(Continued)

OTHER PUBLICATIONS

PCT: International Search Report and Written Opinion of PCT/US16/31015; Aug. 23, 2016 Aug. 23, 2016.

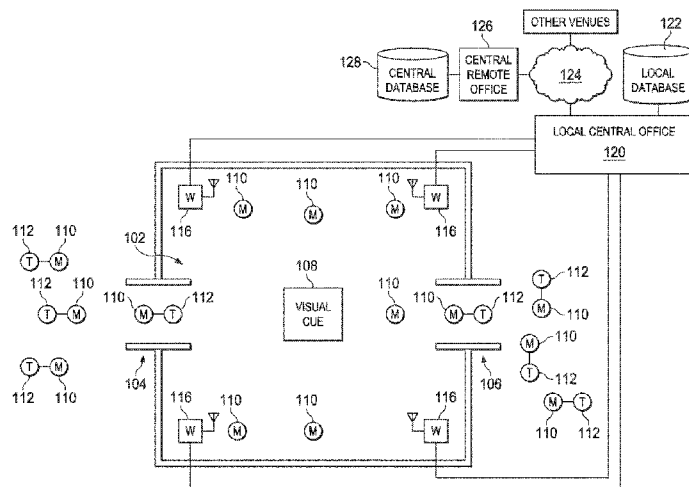
Primary Examiner — Seung Lee

(74) *Attorney, Agent, or Firm* — Howison & Arnott, LLP

(57) **ABSTRACT**

A method is provided for interacting with audience members in an event, each of the potential attendees having available thereto a unique identifier. The method comprises creating, for an attendee, a unique ID (UID) on a mobile wireless device (MWD) by the steps of inputting to the MWD one of the unique identifiers, combining the obtained unique identifier with a UID time stamp at the time of creation of the UID; receiving with a server on a first wireless channel communications from the MWD; registering the UID at the physical location of the event; generating a visual query; displaying on the MWD response indicators; receiving at the server from the registered attendee a response, to the query over the first wireless channel; and storing in a database on the server the received response in association with the displayed query.

17 Claims, 19 Drawing Sheets



AFFIDAVIT OF JOVAN HUTTON PULITZER

Regarding pattern recognition analysis of mailed election ballots and access to electronically stored or paper ballots for analysis.

EXHIBIT 11



(19) **United States**

(12) **Patent Application Publication**
Pulitzer et al.

(10) **Pub. No.: US 2019/0356967 A1**

(43) **Pub. Date: Nov. 21, 2019**

(54) **DEVICE FOR INDUSTRY-SPECIFIC CONTENT STREAMING**

H04N 21/262 (2006.01)
G06F 16/28 (2006.01)
G06Q 20/20 (2006.01)

(71) Applicant: **Digital Broadcasting and Communications Network, LLC**, Austin, TX (US)

(52) **U.S. Cl.**
CPC *H04N 21/8456* (2013.01); *H04L 65/4084* (2013.01); *G06Q 20/203* (2013.01); *G06F 16/285* (2019.01); *H04N 21/26241* (2013.01)

(72) Inventors: **Jovan Hutton Pulitzer**, Frisco, TX (US); **James Strader**, Austin, TX (US)

(21) Appl. No.: **16/530,668**

(57) **ABSTRACT**

(22) Filed: **Aug. 2, 2019**

Related U.S. Application Data

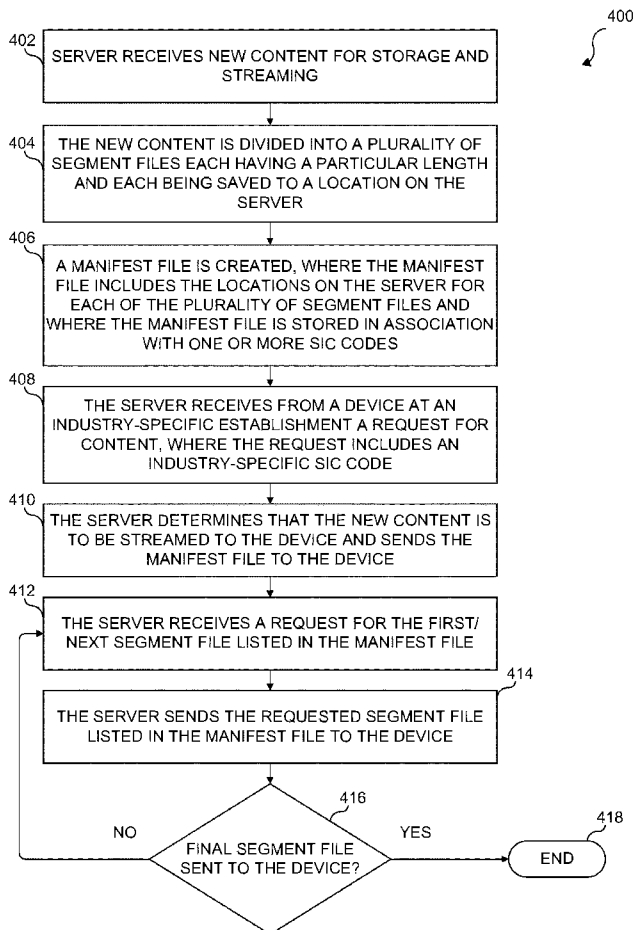
(63) Continuation of application No. 15/908,090, filed on Feb. 28, 2018, now Pat. No. 10,375,453.

(60) Provisional application No. 62/464,997, filed on Feb. 28, 2017, provisional application No. 62/464,998, filed on Feb. 28, 2017, provisional application No. 62/464,999, filed on Feb. 28, 2017.

Publication Classification

(51) **Int. Cl.**
H04N 21/845 (2006.01)
H04L 29/06 (2006.01)

A device for industry-specific content streaming includes a network interface, a display, a memory, and at least one processor coupled to the network interface and the memory. The at least one processor is configured to transmit a request for a digital content item to a remote server, wherein the digital content item is classified according to a specific classification code, receive a manifest file associated with the digital content item, wherein the manifest file includes a location for at least one segment file associated with the digital content item, determine using the manifest file a location on the remote server of a segment file, transmit to the remote server a request for the segment file stored on the remote server, receive the segment file in response to the request for the segment file, and present contents of the segment file on the display of the electronic device.





(19) **United States**

(12) **Patent Application Publication**
PULITZER et al.

(10) **Pub. No.: US 2019/0147996 A1**

(43) **Pub. Date: May 16, 2019**

(54) **COMMUNICATION LOOP AND RECORD LOOP SYSTEM FOR PARALLEL/SERIAL DUAL MICROFLUIDIC CHIP**

G16H 50/20 (2006.01)

G16H 10/40 (2006.01)

(52) **U.S. Cl.**

CPC *G16H 20/10* (2018.01); *G16H 10/40* (2018.01); *G16H 50/20* (2018.01); *G06F 17/30377* (2013.01)

(71) Applicant: **RELIANT IMMUNE DIAGNOSTICS, INC.**, Austin, TX (US)

(72) Inventors: **JOVAN HUTTON PULTZER**, FRISCO, TX (US); **HENRY JOSEPH LEGERE, III**, AUSTIN, TX (US)

(57) **ABSTRACT**

(21) Appl. No.: **16/186,515**

(22) Filed: **Nov. 10, 2018**

Related U.S. Application Data

(60) Provisional application No. 62/584,661, filed on Nov. 10, 2017.

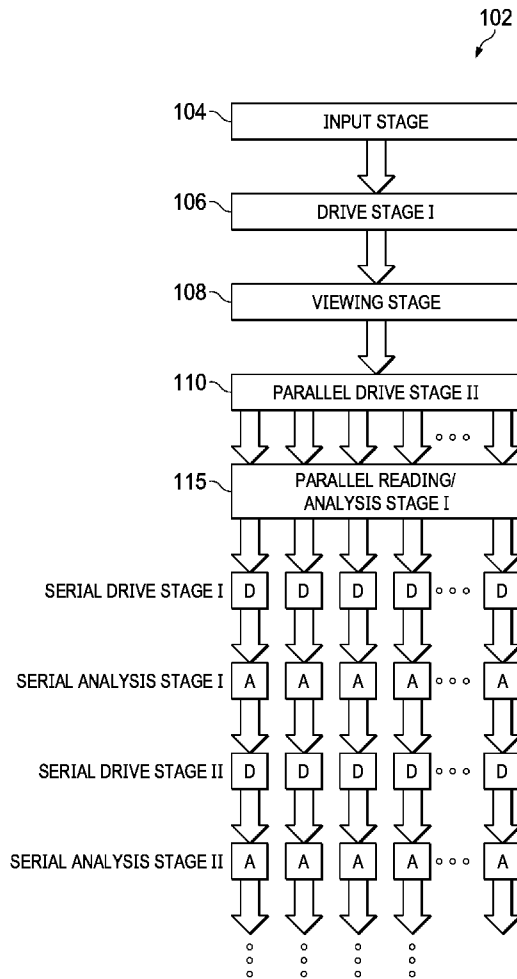
Publication Classification

(51) **Int. Cl.**

G16H 20/10 (2006.01)

G06F 17/30 (2006.01)

A method for generating a treatment plan in response to medical test results is provided. The method comprises receiving at a server one or more test results as a result of operation of a medical testing device, wherein the one or more test results includes a determination of the efficacy and dosage level of a medication, generating at the server an updated digital patient record reflecting the one or more test results, and transmitting by the server to a medical entity a treatment plan based on the efficacy and dosage level determined for the medication, wherein the treatment plan is a dosage regimen for the medication.





(19) **United States**

(12) **Patent Application Publication**

Pulitzer et al.

(10) **Pub. No.: US 2019/0144914 A1**

(43) **Pub. Date: May 16, 2019**

(54) **MODULAR PARALLEL/SERIAL DUAL MICROFLUIDIC CHIP**

(52) **U.S. Cl.**
CPC *C12Q 1/18* (2013.01); *C12M 41/46* (2013.01); *C12M 23/16* (2013.01)

(71) Applicant: **RELIANT IMMUNE DIAGNOSTICS, INC., AUSTIN, TX (US)**

(57) **ABSTRACT**

(72) Inventors: **Jovan Hutton Pulitzer**, Frisco, TX (US); **Henry Joseph Legere, III**, Austin, TX (US)

A system for testing a treatment agent for a biologic material includes an input for receiving a biologic sample. A plurality of micro-pumps pump a portion of the biologic sample from the first reservoir into a connected module. A first module includes a first plurality of testing pathways for testing a first portion of the biologic sample. A first module connector removeably connects the first module to the distributor module. A second module includes a second plurality of testing pathways for testing a second portion of the biologic sample. The selected pathway applies at least one dosage level of a treatment agent to the second portion of the biologic sample. A second module connector removeably connects the second module to the distributor module, wherein treatment agent and the plurality of dosage levels tested by the system may be selected by selecting the second module associated with the second module connector.

(21) Appl. No.: **16/186,520**

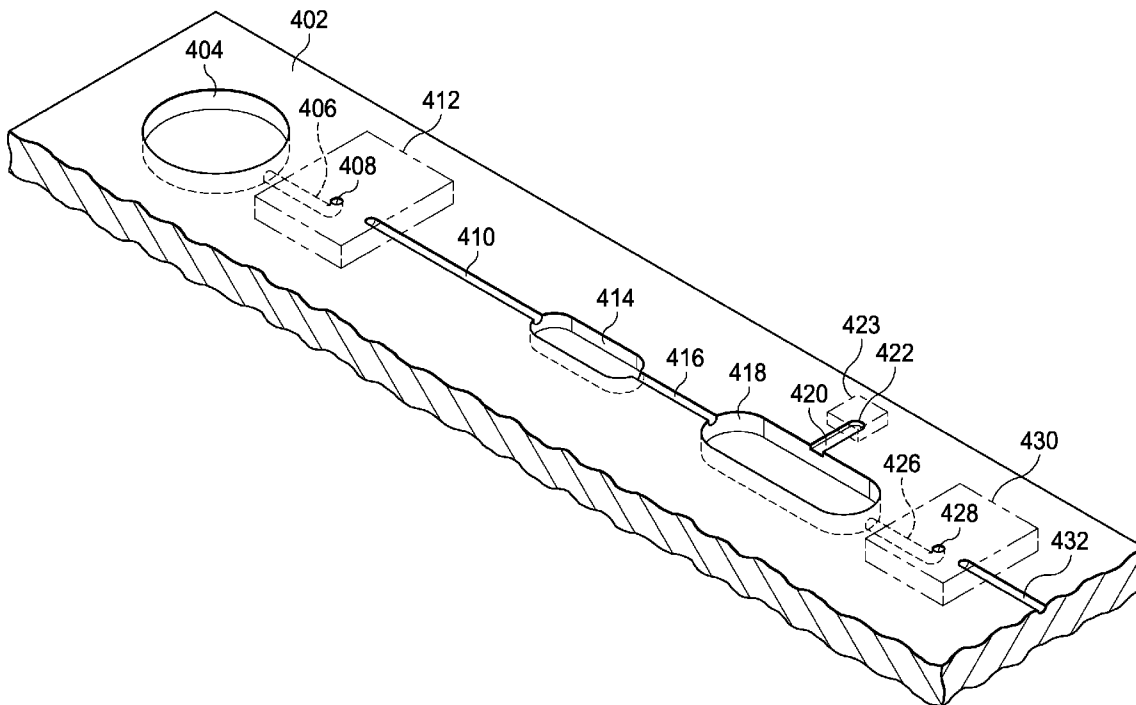
(22) Filed: **Nov. 10, 2018**

Related U.S. Application Data

(60) Provisional application No. 62/584,655, filed on Nov. 10, 2017.

Publication Classification

(51) **Int. Cl.**
C12Q 1/18 (2006.01)
C12M 3/06 (2006.01)
C12M 1/34 (2006.01)





US 20190144913A1

(19) **United States**

(12) **Patent Application Publication**
PULITZER et al.

(10) **Pub. No.: US 2019/0144913 A1**

(43) **Pub. Date: May 16, 2019**

(54) **MICROFLUIDIC TESTING SYSTEM WITH CELL CAPTURE/ANALYSIS REGIONS FOR PROCESSING IN A PARALLEL AND SERIAL MANNER**

(52) **U.S. Cl.**
CPC *C12Q 1/18* (2013.01); *C12M 41/46* (2013.01); *C12M 23/16* (2013.01)

(71) Applicant: **RELIANT IMMUNE DIAGNOSTICS, INC., AUSTIN, TX (US)**

(57) **ABSTRACT**

(72) Inventors: **JOVAN HUTTON PULITZER, FRISCO, TX (US); HENRY JOSEPH LEGERE, III, FRISCO, TX (US)**

A microfluidic chip system includes an input for receiving the biologic sample, and a first reading window for enabling a detection of the biologic material within the biologic sample. A first plurality of pathways is provided each for determining a treatment agent providing a best treatment efficacy for the predetermined biologic material. A first micro-pump is provided for pumping a portion of the biologic sample into each of the first plurality of pathways. A second plurality of pathways is provided, each for determining a dosage level of a particular one of the plurality of treatment agents with respect to the predetermined biologic material. A plurality of second micro-pumps are provided for pumping a second portion of the biologic sample into a selected one of the second plurality of pathways responsive to the determination of treatment efficacy of the treatment agent providing a best treatment of the predetermined biologic material.

(21) Appl. No.: **16/186,505**

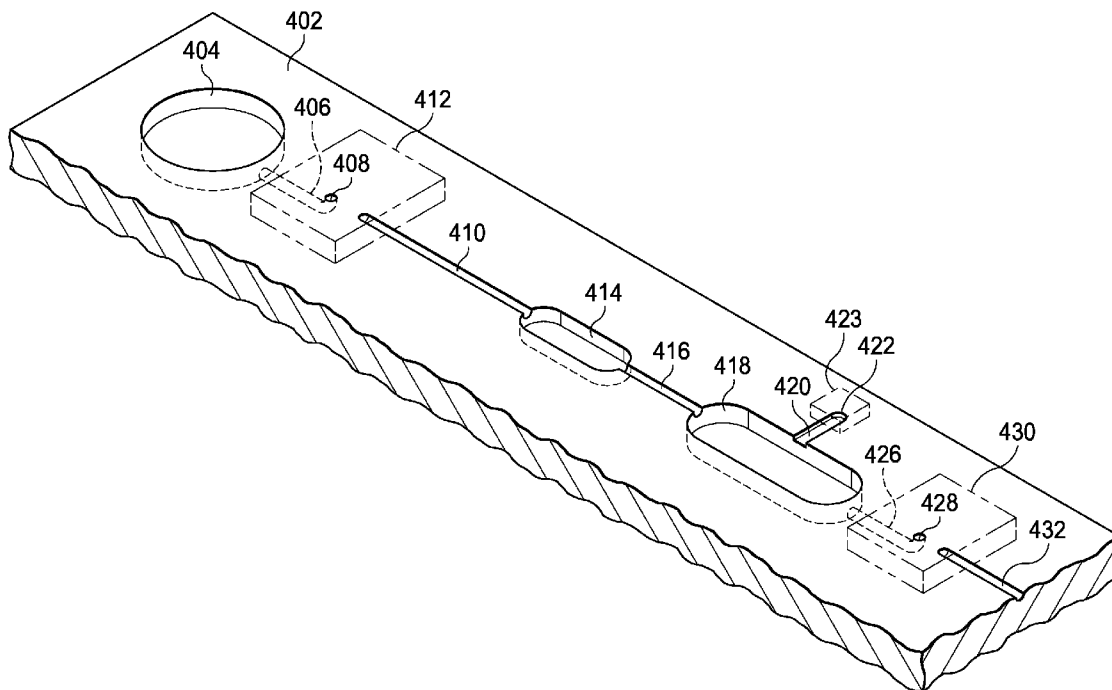
(22) Filed: **Nov. 10, 2018**

Related U.S. Application Data

(60) Provisional application No. 62/584,651, filed on Nov. 10, 2017.

Publication Classification

(51) **Int. Cl.**
C12Q 1/18 (2006.01)
C12M 3/06 (2006.01)
C12M 1/34 (2006.01)





US 20190141782A1

(19) **United States**

(12) **Patent Application Publication**
PULITZER

(10) **Pub. No.: US 2019/0141782 A1**

(43) **Pub. Date: May 9, 2019**

(54) **SYSTEM AND METHOD FOR USING A MOBILE DEVICE AS AN INPUT DEVICE FOR SURVEYS AT A LIVE EVENT**

(71) Applicant: **TESLA LABORATORIES, LLC**,
Jackson, WY (US)

(72) Inventor: **JOVAN HUTTON PULITZER**,
FRISCO, TX (US)

(21) Appl. No.: **16/242,258**

(22) Filed: **Jan. 8, 2019**

Related U.S. Application Data

(63) Continuation of application No. 15/601,849, filed on May 22, 2017, now Pat. No. 10,178,710, which is a continuation-in-part of application No. 15/453,226, filed on Mar. 8, 2017, now Pat. No. 10,176,486, which is a continuation-in-part of application No. 15/402,738, filed on Jan. 10, 2017, now abandoned, which is a continuation-in-part of application No. 15/360,697, filed on Nov. 23, 2016, now abandoned, which is a continuation-in-part of application No. 15/146,464, filed on May 4, 2016, now Pat. No. 9,959,689.

(60) Provisional application No. 62/258,988, filed on Nov. 23, 2015, provisional application No. 62/258,982, filed on Nov. 23, 2015, provisional application No. 62/258,983, filed on Nov. 23, 2015, provisional application No. 62/258,985, filed on Nov. 23, 2015, provisional application No. 62/258,987, filed on Nov. 23, 2015, provisional application No. 62/258,994, filed on Nov. 23, 2015, provisional application No. 62/258,996, filed on Nov. 23, 2015, provisional application No. 62/258,989, filed on Nov. 23, 2015, provisional application No. 62/258,997, filed on Nov. 23, 2015, provisional application No. 62/258,982, filed on Nov. 23, 2015, provisional application No. 62/258,983, filed on Nov. 23, 2015, provisional application No. 62/258,985, filed on Nov. 23, 2015, provisional application No. 62/258,987, filed on Nov. 23, 2015, provisional application No. 62/258,988,

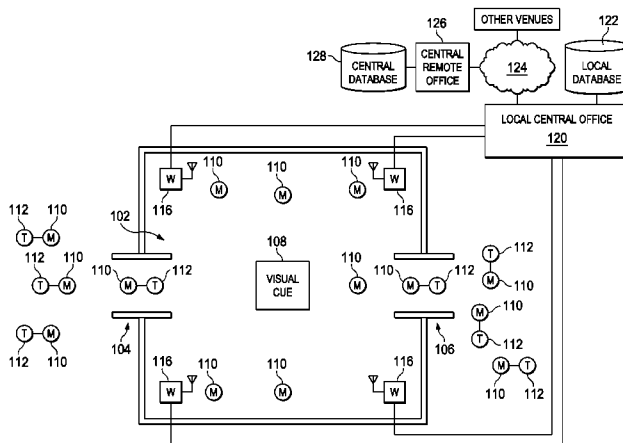
filed on Nov. 23, 2015, provisional application No. 62/258,990, filed on Nov. 23, 2015, provisional application No. 62/277,888, filed on Jan. 12, 2016, provisional application No. 62/277,941, filed on Jan. 12, 2016, provisional application No. 62/277,903,
(Continued)

Publication Classification

- (51) **Int. Cl.**
H04W 88/02 (2006.01)
G06F 16/955 (2006.01)
G06F 16/40 (2006.01)
H04L 29/08 (2006.01)
G06Q 10/02 (2006.01)
H04L 12/18 (2006.01)
H04L 12/26 (2006.01)
H04W 4/21 (2006.01)
H04W 4/33 (2006.01)
H04W 4/021 (2006.01)
G06Q 30/02 (2006.01)
- (52) **U.S. Cl.**
 CPC *H04W 88/02* (2013.01); *G06F 16/9554* (2019.01); *G06F 16/40* (2019.01); *H04L 67/306* (2013.01); *G06Q 10/02* (2013.01); *H04L 51/28* (2013.01); *H04L 43/10* (2013.01); *H04W 4/21* (2018.02); *H04W 4/33* (2018.02); *H04W 4/021* (2013.01); *G06Q 30/0203* (2013.01); *H04L 12/1859* (2013.01)

(57) **ABSTRACT**

A method is provided for interacting with audience members in an event, each of the potential attendees having available thereto a unique identifier. The method comprises creating, for an attendee, a unique ID (UID) on a mobile wireless device (MWD) by the steps of inputting to the MWD one of the unique identifiers, combining the obtained unique identifier with a UID time stamp at the time of creation of the UID; receiving with a server on a first wireless channel communications from the MWD; registering the UID at the physical location of the event; generating a visual query; displaying on the MWD response indicators; receiving at the server from the registered attendee a response, to the query over the first wireless channel; and storing in a database on the server the received response in association with the displayed query.





(19) **United States**

(12) **Patent Application Publication**
PULITZER et al.

(10) **Pub. No.: US 2019/0122771 A1**

(43) **Pub. Date: Apr. 25, 2019**

(54) **SYSTEM AND METHOD FOR REAL-TIME INSURANCE QUOTE IN RESPONSE TO A SELF-DIAGNOSTIC TEST**

Publication Classification

(71) Applicant: **RELIANT IMMUNE DIAGNOSTICS, INC.**, Austin, TX (US)

(51) **Int. Cl.**
G16H 80/00 (2006.01)
G16H 20/10 (2006.01)
G06Q 40/08 (2006.01)
(52) **U.S. Cl.**
CPC *G16H 80/00* (2018.01); *G06Q 40/08* (2013.01); *G16H 20/10* (2018.01)

(72) Inventors: **JOVAN HUTTON PULITZER**, FRISCO, TX (US); **HENRY JOSEPH LEGERE, III**, AUSTIN, TX (US)

(57) **ABSTRACT**

A method for initiating a telemedicine conference on a mobile device is provided. The method comprises receiving diagnostic test results in response to a diagnostic test, determining if the diagnostic test results include a positive result, storing the diagnostic test results on a server disposed on a network, presenting, if the diagnostic test results are positive, a telemedicine initiation option on a screen of the mobile device, determining whether the telemedicine initiation option is selected, sending the diagnostic test results from the server to the telemedicine provider, sending additional medical history information to the telemedicine provider, and initiating a telemedicine conference with the telemedicine provider. Some of these aspects also provide healthcare providers the ability to electronically send prescriptions and provide users the ability to use a mobile application to send prescriptions to pharmacies to be filled.

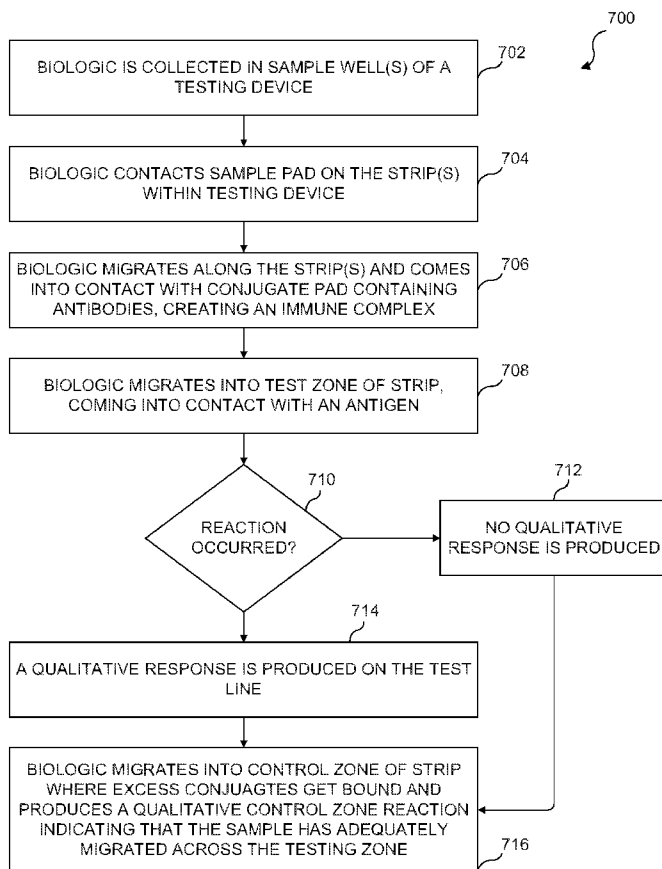
(21) Appl. No.: **16/137,076**

(22) Filed: **Sep. 20, 2018**

Related U.S. Application Data

(63) Continuation-in-part of application No. 15/804,990, filed on Nov. 6, 2017, which is a continuation-in-part of application No. 15/295,398, filed on Oct. 17, 2016, now Pat. No. 9,857,373.

(60) Provisional application No. 62/566,589, filed on Oct. 2, 2017, provisional application No. 62/419,382, filed on Nov. 8, 2016.





US 20190122768A1

(19) **United States**

(12) **Patent Application Publication**
PULITZER et al.

(10) **Pub. No.: US 2019/0122768 A1**

(43) **Pub. Date: Apr. 25, 2019**

(54) **SYSTEM AND METHOD FOR A DIGITAL CONSUMER MEDICAL WALLET AND STOREHOUSE**

(71) Applicant: **RELIANT IMMUNE DIAGNOSTICS, INC.**, Austin, TX (US)

(72) Inventors: **JOVAN HUTTON PULITZER**, FRISCO, TX (US); **HENRY JOSEPH LEGERE, III**, AUSTIN, TX (US)

(21) Appl. No.: **16/137,204**

(22) Filed: **Sep. 20, 2018**

Related U.S. Application Data

(63) Continuation-in-part of application No. 15/804,990, filed on Nov. 6, 2017, which is a continuation-in-part of application No. 15/295,398, filed on Oct. 17, 2016, now Pat. No. 9,857,373.

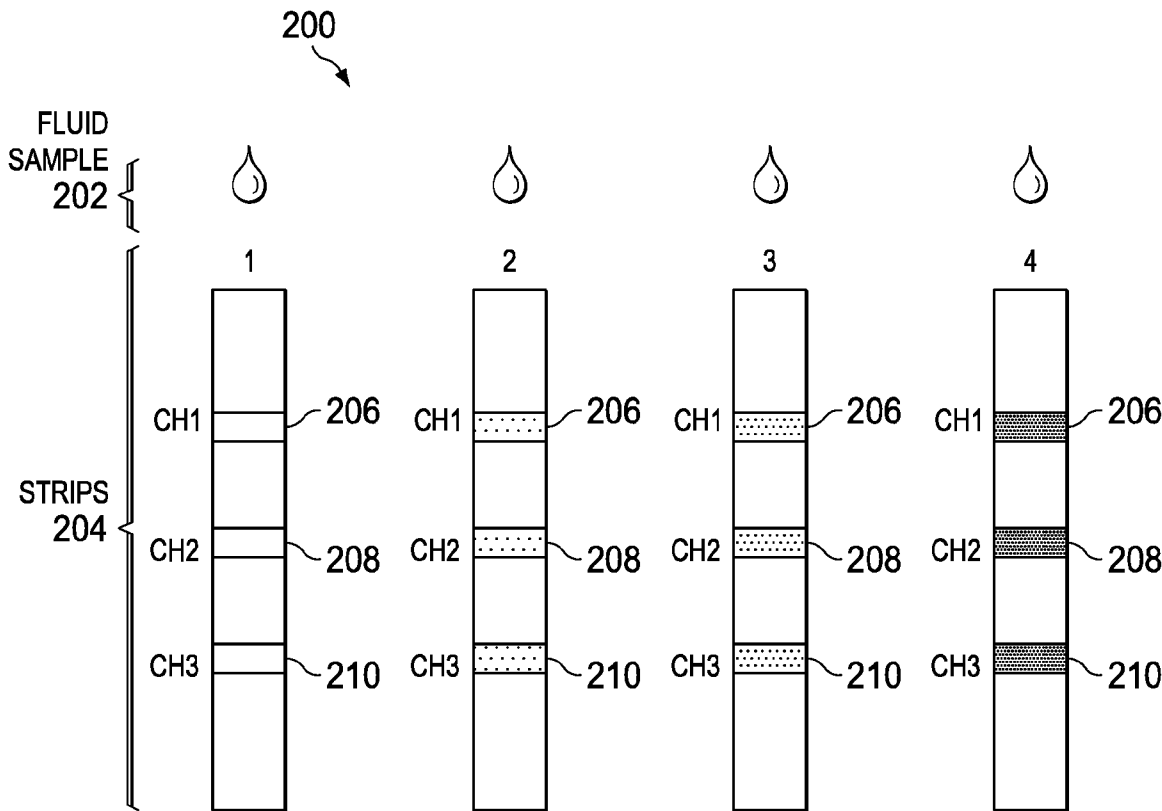
(60) Provisional application No. 62/566,598, filed on Oct. 2, 2017, provisional application No. 62/419,382, filed on Nov. 8, 2016.

Publication Classification

(51) **Int. Cl.**
G16H 50/30 (2006.01)
G06Q 30/02 (2006.01)
G16H 10/65 (2006.01)
G06T 7/00 (2006.01)
H04N 5/232 (2006.01)
G01N 33/53 (2006.01)
(52) **U.S. Cl.**
CPC *G16H 50/30* (2018.01); *G06Q 30/0267* (2013.01); *G06Q 30/0269* (2013.01); *G06F 3/0482* (2013.01); *G06T 7/0014* (2013.01); *H04N 5/23222* (2013.01); *G01N 33/5302* (2013.01); *G16H 10/65* (2018.01)

(57) **ABSTRACT**

A system and method are provided for collection and testing of a biologic sample. The system and method comprise collecting by a user of a testing device a biologic sample for use with the testing device, assigning correlative values as test results, and receiving the test results at a server disposed on a network. Some aspects further include presenting advertisements and other messages to users through a mobile application operating on a mobile device. These aspects take into account the results of the self-diagnostic test and present different advertisements to the user based on the results of the test.





US 20190099117A1

(19) **United States**

(12) **Patent Application Publication**
PULITZER et al.

(10) **Pub. No.: US 2019/0099117 A1**

(43) **Pub. Date: Apr. 4, 2019**

(54) **FINGER CUFF HAVING VIBRATION MECHANISM FOR USE IN PERFORMING A FINGER PRICK**

(52) **U.S. Cl.**
CPC **A61B 5/150137** (2013.01)

(71) Applicant: **RELIANT IMMUNE DIAGNOSTICS, INC.**, Austin, TX (US)

(57) **ABSTRACT**

(72) Inventors: **JOVAN HUTTON PULITZER**, FRISCO, TX (US); **HENRY JOSEPH LEGERE, III**, AUSTIN, TX (US)

A vibrating finger cuff for use in performing a finger prick comprises a body having a first end and a second end, wherein the first end having a first opening and the second end having a second opening, and wherein a finger is inserted into the first opening until the finger exits the hollow body at the second opening, a housing secured to an outside surface of the hollow body, the housing including within a vibrator motor, a negative battery contact, a switch contact, a negative motor wire connected between the vibrator motor and the negative battery contact, a positive motor wire connected between the vibrator motor and the switch contact, and a battery housing containing a battery and a positive battery contact, wherein the positive battery contact extends upward from the battery housing so that it contacts the switch contact, and wherein the negative battery contact contacts the battery.

(21) Appl. No.: **16/136,507**

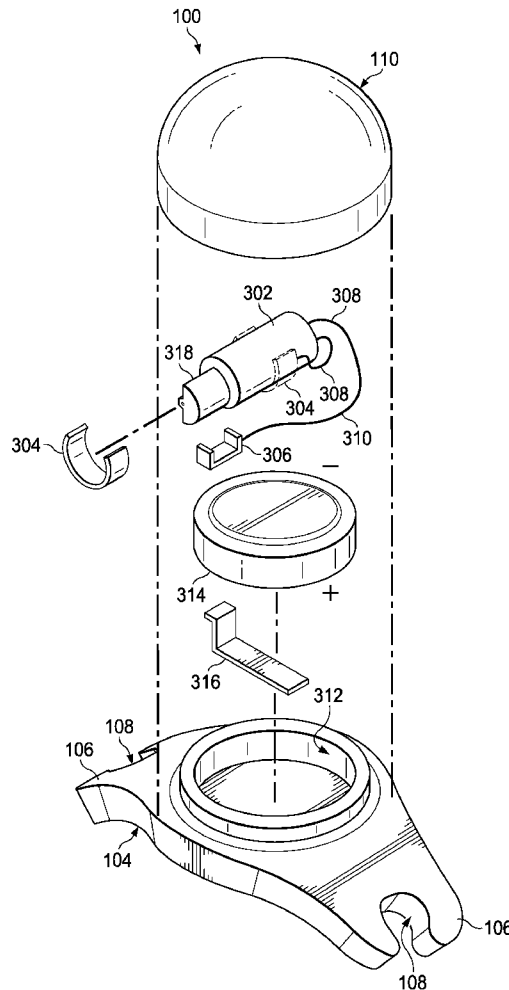
(22) Filed: **Sep. 20, 2018**

Related U.S. Application Data

(60) Provisional application No. 62/566,608, filed on Oct. 2, 2017.

Publication Classification

(51) **Int. Cl.**
A61B 5/15 (2006.01)





(19) **United States**

(12) **Patent Application Publication**
PULITZER et al.

(10) **Pub. No.: US 2019/0096516 A1**

(43) **Pub. Date: Mar. 28, 2019**

(54) **SYSTEM AND METHOD FOR MEDICAL ESCALATION AND INTERVENTION THAT IS A DIRECT RESULT OF A REMOTE DIAGNOSTIC TEST**

Publication Classification

(51) **Int. Cl.**
G16H 20/10 (2006.01)
G16H 80/00 (2006.01)
(52) **U.S. Cl.**
CPC *G16H 20/10* (2018.01); *G16H 80/00* (2018.01)

(71) Applicant: **RELIANT IMMUNE DIAGNOSTICS, INC.**, Austin, TX (US)

(72) Inventors: **JOVAN HUTTON PULITZER**, FRISCO, TX (US); **HENRY JOSEPH LEGERE, III**, AUSTIN, TX (US)

(57) **ABSTRACT**

A method for initiating a telemedicine conference on a mobile device is provided. The method comprises receiving diagnostic test results in response to a diagnostic test, determining if the diagnostic test results include a positive result, storing the diagnostic test results on a server disposed on a network, presenting, if the diagnostic test results are positive, a telemedicine initiation option on a screen of the mobile device, determining whether the telemedicine initiation option is selected, sending the diagnostic test results from the server to the telemedicine provider, sending additional medical history information to the telemedicine provider, and initiating a telemedicine conference with the telemedicine provider. Some of these aspects also provide healthcare providers the ability to electronically send prescriptions and provide users the ability to use a mobile application to send prescriptions to pharmacies to be filled.

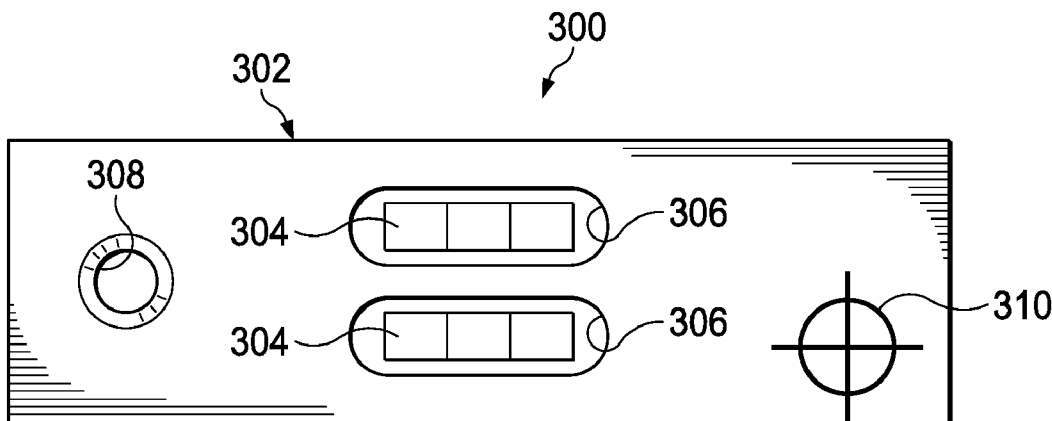
(21) Appl. No.: **16/137,150**

(22) Filed: **Sep. 20, 2018**

Related U.S. Application Data

(63) Continuation-in-part of application No. 15/804,990, filed on Nov. 6, 2017, which is a continuation-in-part of application No. 15/295,398, filed on Oct. 17, 2016, now Pat. No. 9,857,373.

(60) Provisional application No. 62/566,593, filed on Oct. 2, 2017, provisional application No. 62/419,382, filed on Nov. 8, 2016.





US 20190086409A1

(19) **United States**

(12) **Patent Application Publication**
PULITZER et al.

(10) **Pub. No.: US 2019/0086409 A1**

(43) **Pub. Date: Mar. 21, 2019**

(54) **MEDICAL APPARATUS FOR TESTING FOR MEDICAL CONDITIONS INCLUDING ZIKA, PREGNANCY, AND THE TORCH COMPLEX**

G01N 33/558 (2006.01)

G06T 7/33 (2017.01)

G01N 15/06 (2006.01)

(71) Applicant: **Reliant Immune Diagnostics, Inc.**,
Austin, TX (US)

(52) **U.S. Cl.**

CPC *G01N 33/56983* (2013.01); *G06T 7/0014*

(2013.01); *G06K 9/3216* (2013.01); *G01N*

33/54366 (2013.01); *G01N 33/6893* (2013.01);

G01N 33/558 (2013.01); *Y02A 50/57*

(2018.01); *G06T 7/33* (2017.01); *G06T 7/0012*

(2013.01); *G01N 15/0612* (2013.01); *G06T*

2207/30072 (2013.01); *G06T 2207/10024*

(2013.01); *G01N 33/689* (2013.01)

(72) Inventors: **JOVAN HUTTON PULITZER**,
FRISCO, TX (US); **HENRY JOSEPH**
LEGERE, III, AUSTIN, TX (US)

(21) Appl. No.: **16/192,451**

(22) Filed: **Nov. 15, 2018**

(57)

ABSTRACT

Related U.S. Application Data

(63) Continuation of application No. 15/786,139, filed on Oct. 17, 2017, which is a continuation of application No. 15/295,353, filed on Oct. 17, 2016, now Pat. No. 9,857,372.

(60) Provisional application No. 62/409,077, filed on Oct. 17, 2016.

A system for providing immunoassay test results for multiple medical conditions, comprising a testing device having thereon an alignment target and having a plurality of immunoassay test strips, the plurality of immunoassay test strips each including a sample pad capable of receiving a biologic sample, a conjugate pad containing particles for conjugating with antibodies or antigens present in the biologic sample, and a membrane strip having a test line and a control line, wherein the test line and the control line are viewable, and a mobile device having a camera, a viewing screen, and a software application stored thereon, wherein the software application provides executable instructions to capture an image of the testing device, process an image to determine pixel count and line intensity of the test line of each of the plurality of immunoassay test strips, and present test results on the viewing screen.

Publication Classification

(51) **Int. Cl.**

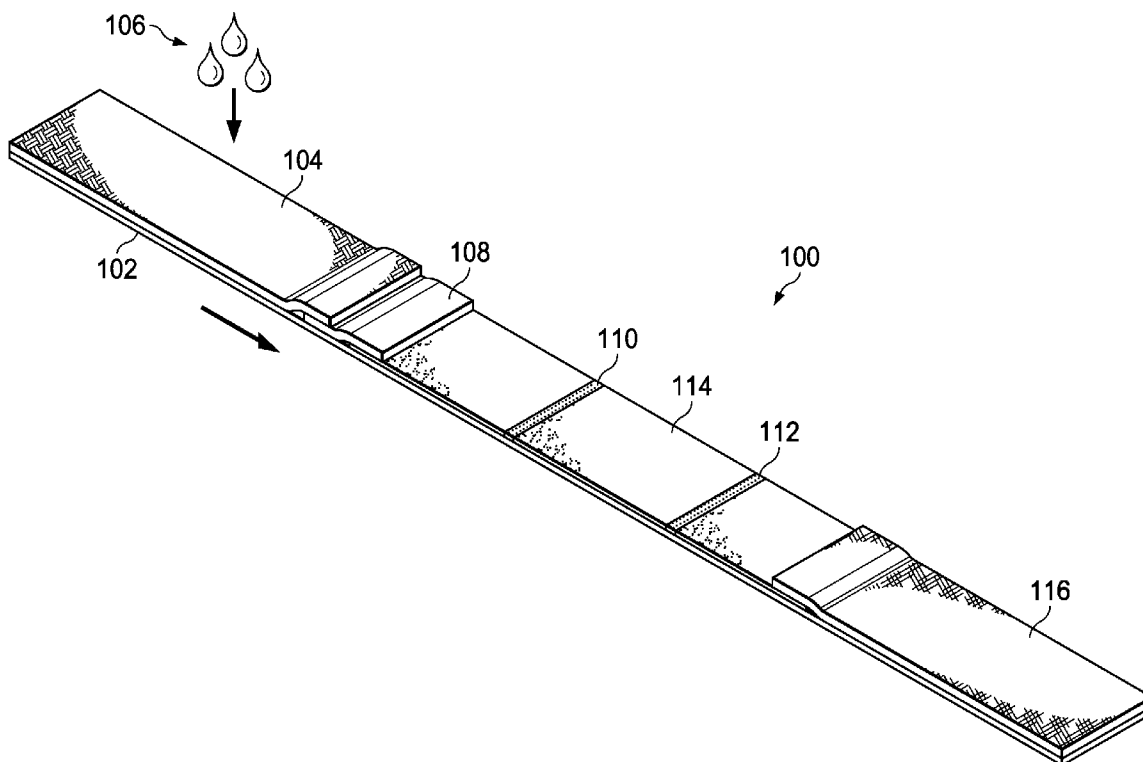
G01N 33/569 (2006.01)

G06T 7/00 (2017.01)

G06K 9/32 (2006.01)

G01N 33/543 (2006.01)

G01N 33/68 (2006.01)





US 20190086408A1

(19) **United States**

(12) **Patent Application Publication**
PULITZER et al.

(10) **Pub. No.: US 2019/0086408 A1**

(43) **Pub. Date: Mar. 21, 2019**

(54) **MEDICAL APPARATUS FOR TESTING FOR MEDICAL CONDITIONS INCLUDING PREGNANCY AND THE TORCH COMPLEX**

G01N 33/543 (2006.01)
G06K 9/32 (2006.01)
G01N 15/06 (2006.01)

(71) Applicant: **Reliant Immune Diagnostics, Inc.**,
Austin, TX (US)

(52) **U.S. Cl.**
CPC *G01N 33/56983* (2013.01); *Y02A 50/57*
(2018.01); *G06T 7/33* (2017.01); *G06T*
2207/30072 (2013.01); *G06T 2207/10024*
(2013.01); *G06T 7/0012* (2013.01); *G01N*
15/0612 (2013.01); *G01N 33/689* (2013.01);
G01N 33/558 (2013.01); *G01N 33/6893*
(2013.01); *G01N 33/54366* (2013.01); *G06K*
9/3216 (2013.01); *G06T 7/0014* (2013.01)

(72) Inventors: **JOVAN HUTTON PULITZER**,
FRISCO, TX (US); **HENRY JOSEPH**
LEGERE, III, AUSTIN, TX (US)

(21) Appl. No.: **16/192,443**

(22) Filed: **Nov. 15, 2018**

(57) **ABSTRACT**

Related U.S. Application Data

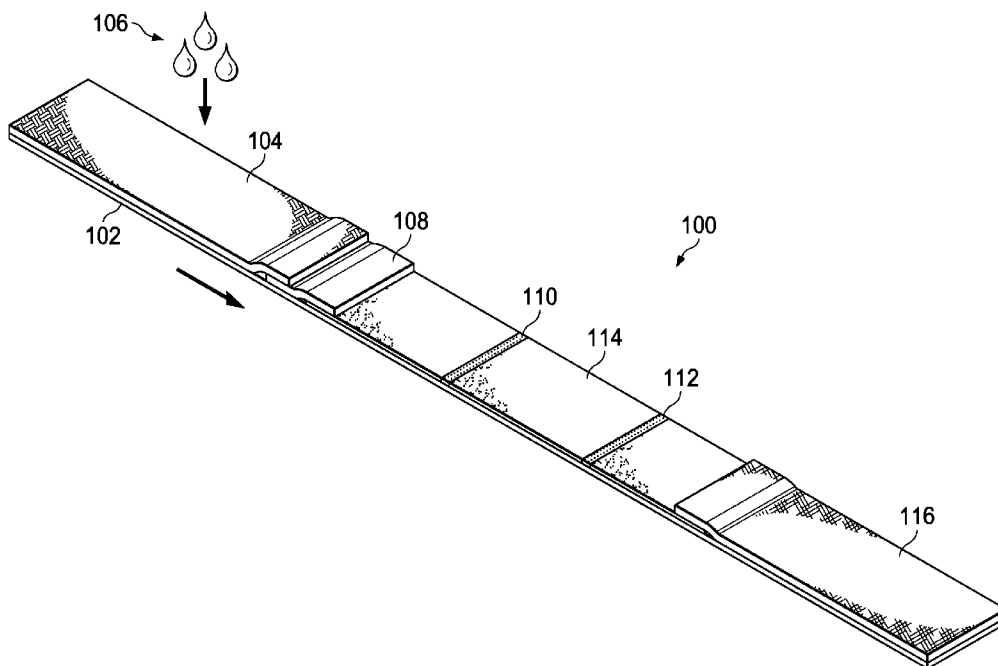
(63) Continuation of application No. 15/786,139, filed on Oct. 17, 2017, which is a continuation of application No. 15/295,353, filed on Oct. 17, 2016, now Pat. No. 9,857,372.

(60) Provisional application No. 62/409,077, filed on Oct. 17, 2016.

Publication Classification

(51) **Int. Cl.**
G01N 33/569 (2006.01)
G06T 7/33 (2006.01)
G06T 7/00 (2006.01)
G01N 33/68 (2006.01)
G01N 33/558 (2006.01)

A system for providing immunoassay test results for multiple medical conditions, comprising a testing device having thereon an alignment target and having a plurality of immunoassay test strips, the plurality of immunoassay test strips each including a sample pad capable of receiving a biologic sample, a conjugate pad containing particles for conjugating with antibodies or antigens present in the biologic sample, and a membrane strip having a test line and a control line, wherein the test line and the control line are viewable, and a mobile device having a camera, a viewing screen, and a software application stored thereon, wherein the software application provides executable instructions to capture an image of the testing device, process an image to determine pixel count and line intensity of the test line of each of the plurality of immunoassay test strips, and present test results on the viewing screen.





US 20190351051A1

(19) **United States**

(12) **Patent Application Publication**
Strader et al.

(10) **Pub. No.: US 2019/0351051 A1**

(43) **Pub. Date: Nov. 21, 2019**

(54) **PREDILUTION SETS FOR DISTRIBUTING ANTIGENS**

(71) Applicant: **ROCA MEDICAL LTD.**, London (GB)

(72) Inventors: **James Strader**, Austin, TX (US);
Jovan Hutton Pulitzer, Frisco, TX (US)

(21) Appl. No.: **16/531,576**

(22) Filed: **Aug. 5, 2019**

Related U.S. Application Data

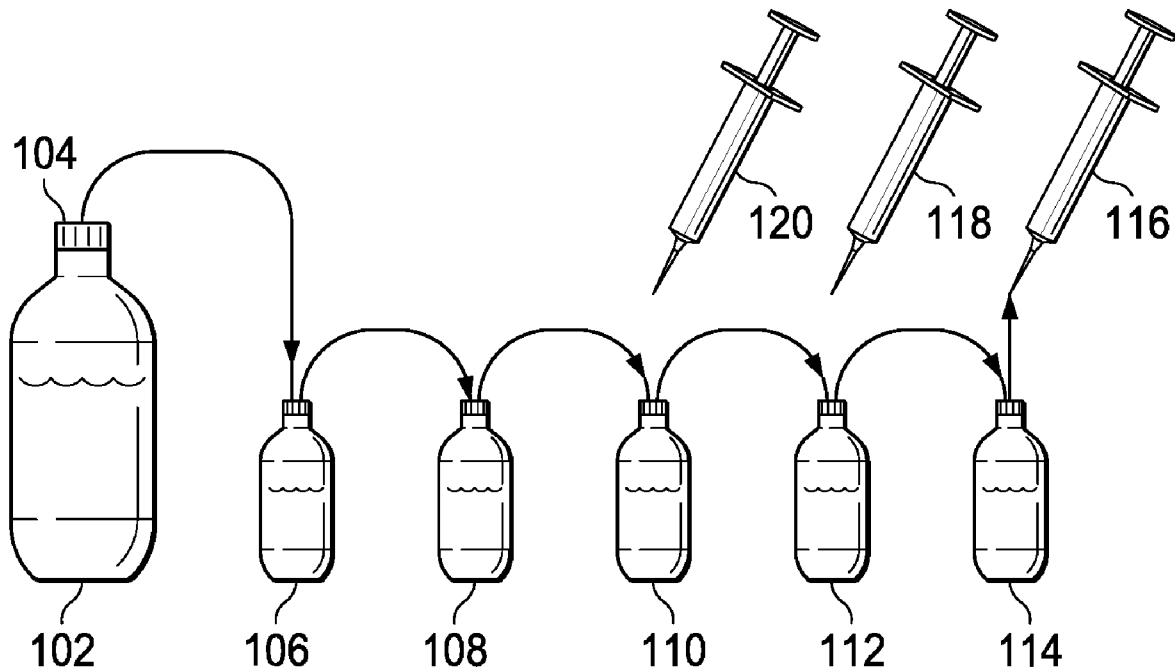
- (63) Continuation of application No. 15/183,719, filed on Jun. 15, 2016, now Pat. No. 10,369,215, which is a continuation-in-part of application No. 15/171,920, filed on Jun. 2, 2016.
- (60) Provisional application No. 62/169,785, filed on Jun. 2, 2015, provisional application No. 62/169,787, filed on Jun. 2, 2015, provisional application No. 62/180,003, filed on Jun. 15, 2015, provisional application No. 62/176,000, filed on Jun. 15, 2015, provisional application No. 62/349,626, filed on Jun. 13, 2016.

Publication Classification

- (51) **Int. Cl.**
A61K 39/35 (2006.01)
A61K 39/00 (2006.01)
- (52) **U.S. Cl.**
CPC *A61K 39/35* (2013.01); *A61K 39/00* (2013.01)

(57) **ABSTRACT**

A method for delivering allergens to a pharmacist in a pre-diluted kit form, comprising providing a bulk container of base concentrate antigen containing at least one antigen at a predetermined concentrated level, creating a sequential and more diluted sequence of antigens, providing a plurality of end-use sealable containers that can receive a finite end amount of diluted antigens, dispensing from each of sequential bulk containers a finite end amount of diluted antigens into one of the plurality of end-use sealable containers, wherein the end-use seal containers filled from each of the sequential bulk containers comprises a group of end-use sealable containers associated with each of the sequential bulk containers, sealing each of the end-use containers after diluted antigens are disposed therein, and disposing a select number of the sealed end-use sealable containers from each of the groups of end-use sealable containers into a container comprising a kit.





US 20190086407A1

(19) **United States**

(12) **Patent Application Publication**
PULITZER et al.

(10) **Pub. No.: US 2019/0086407 A1**

(43) **Pub. Date: Mar. 21, 2019**

(54) **MEDICAL APPARATUS FOR TESTING FOR MEDICAL CONDITIONS INCLUDING ZIKA AND PREGNANCY**

G01N 33/558 (2006.01)

G06T 7/33 (2017.01)

G01N 15/06 (2006.01)

(71) Applicant: **Reliant Immune Diagnostics, Inc.**,
Austin, TX (US)

(52) **U.S. Cl.**

CPC *G01N 33/56983* (2013.01); *G06T 7/0014*

(2013.01); *G06K 9/3216* (2013.01); *G01N*

33/54366 (2013.01); *G01N 33/6893* (2013.01);

G01N 33/558 (2013.01); *Y02A 50/57*

(2018.01); *G06T 7/33* (2017.01); *G06T 7/0012*

(2013.01); *G01N 15/0612* (2013.01); *G06T*

2207/30072 (2013.01); *G06T 2207/10024*

(2013.01); *G01N 33/689* (2013.01)

(72) Inventors: **JOVAN HUTTON PULITZER**,
FRISCO, TX (US); **HENRY JOSEPH**
LEGERE, III, AUSTIN, TX (US)

(21) Appl. No.: **16/192,432**

(22) Filed: **Nov. 15, 2018**

(57)

ABSTRACT

Related U.S. Application Data

(63) Continuation of application No. 15/786,139, filed on Oct. 17, 2017, which is a continuation of application No. 15/295,353, filed on Oct. 17, 2016, now Pat. No. 9,857,372.

(60) Provisional application No. 62/409,077, filed on Oct. 17, 2016.

A system for providing immunoassay test results for multiple medical conditions, comprising a testing device having thereon an alignment target and having a plurality of immunoassay test strips, the plurality of immunoassay test strips each including a sample pad capable of receiving a biologic sample, a conjugate pad containing particles for conjugating with antibodies or antigens present in the biologic sample, and a membrane strip having a test line and a control line, wherein the test line and the control line are viewable, and a mobile device having a camera, a viewing screen, and a software application stored thereon, wherein the software application provides executable instructions to capture an image of the testing device, process an image to determine pixel count and line intensity of the test line of each of the plurality of immunoassay test strips, and present test results on the viewing screen.

Publication Classification

(51) **Int. Cl.**

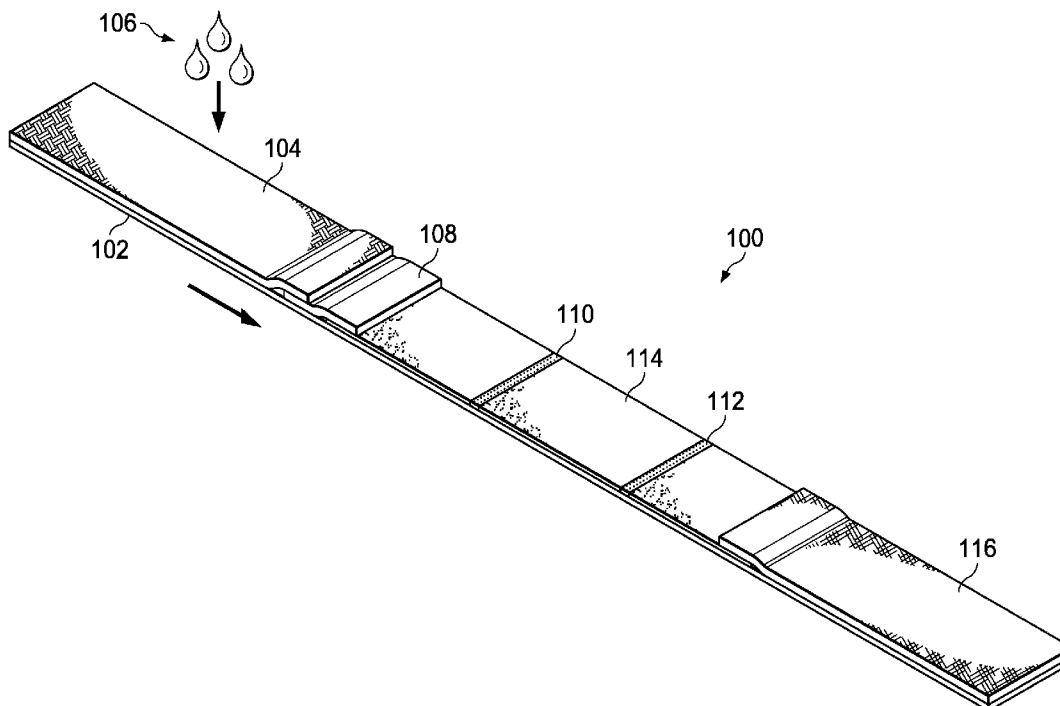
G01N 33/569 (2006.01)

G06T 7/00 (2017.01)

G06K 9/32 (2006.01)

G01N 33/543 (2006.01)

G01N 33/68 (2006.01)





US 20190082292A1

(19) **United States**

(12) **Patent Application Publication**
PULITZER

(10) **Pub. No.: US 2019/0082292 A1**

(43) **Pub. Date: Mar. 14, 2019**

(54) **SYSTEM AND METHOD FOR USING A MOBILE DEVICE AS AN INPUT DEVICE FOR SURVEYS AT A LIVE EVENT**

23, 2015, provisional application No. 62/258,985, filed on Nov. 23, 2015, provisional application No. 62/258,987, filed on Nov. 23, 2015.

(71) Applicant: **Tesla Laboratories, LLC**, JACKSON, WY (US)

Publication Classification

(72) Inventor: **JOVAN HUTTON PULITZER**, FRISCO, TX (US)

(51) **Int. Cl.**

(21) Appl. No.: **16/186,293**

H04W 4/021 (2018.01)
G06Q 10/02 (2012.01)
H04W 4/21 (2018.01)
G06F 17/30 (2006.01)
H04W 4/33 (2018.01)
G06Q 30/02 (2012.01)
H04L 29/08 (2006.01)
H04M 3/42 (2006.01)

(22) Filed: **Nov. 9, 2018**

Related U.S. Application Data

(52) **U.S. Cl.**

(63) Continuation of application No. 15/402,738, filed on Jan. 10, 2017, now abandoned, which is a continuation of application No. 15/360,697, filed on Nov. 23, 2016, which is a continuation-in-part of application No. 15/146,464, filed on May 4, 2016, now Pat. No. 9,959,689.

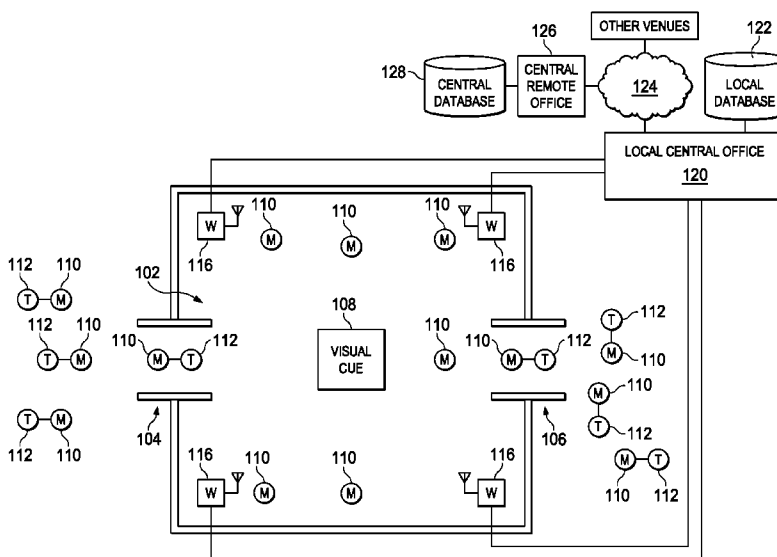
CPC **H04W 4/021** (2013.01); **G06Q 10/02** (2013.01); **H04W 4/21** (2018.02); **G06F 17/30879** (2013.01); **H04M 3/42357** (2013.01); **G06Q 30/0241** (2013.01); **H04L 67/306** (2013.01); **H04L 67/18** (2013.01); **H04W 4/33** (2018.02)

(60) Provisional application No. 62/258,994, filed on Nov. 23, 2015, provisional application No. 62/258,996, filed on Nov. 23, 2015, provisional application No. 62/258,989, filed on Nov. 23, 2015, provisional application No. 62/258,997, filed on Nov. 23, 2015, provisional application No. 62/258,982, filed on Nov. 23, 2015, provisional application No. 62/258,983, filed on Nov. 23, 2015, provisional application No. 62/258,985, filed on Nov. 23, 2015, provisional application No. 62/258,987, filed on Nov. 23, 2015, provisional application No. 62/258,988, filed on Nov. 23, 2015, provisional application No. 62/258,990, filed on Nov. 23, 2015, provisional application No. 62/258,988, filed on Nov. 23, 2015, provisional application No. 62/258,982, filed on Nov. 23, 2015, provisional application No. 62/258,983, filed on Nov.

(57)

ABSTRACT

A method is provided for interacting with audience members in an event, each of the potential attendees having available thereto a unique identifier. The method comprises creating, for an attendee, a unique ID (UID) on a mobile wireless device (MWD) by the steps of inputting to the MWD one of the unique identifiers, combining the obtained unique identifier with a UID time stamp at the time of creation of the UID; receiving with a server on a first wireless channel communications from the MWD; registering the UID at the physical location of the event; generating a visual query; displaying on the MWD response indicators; receiving at the server from the registered attendee a response, to the query over the first wireless channel; and storing in a database on the server the received response in association with the displayed query.





US 20190082049A1

(19) **United States**

(12) **Patent Application Publication**
PULITZER

(10) **Pub. No.: US 2019/0082049 A1**

(43) **Pub. Date: Mar. 14, 2019**

(54) **SYSTEM AND METHOD FOR USING A MOBILE DEVICE AS AN INPUT DEVICE FOR SURVEYS AT A LIVE EVENT**

23, 2015, provisional application No. 62/258,985, filed on Nov. 23, 2015, provisional application No. 62/258,987, filed on Nov. 23, 2015.

(71) Applicant: **Tesla Laboratories, LLC**, Jackson, WY (US)

(72) Inventor: **JOVAN HUTTON PULITZER**, FRISCO, TX (US)

(21) Appl. No.: **16/186,284**

(22) Filed: **Nov. 9, 2018**

Publication Classification

(51) **Int. Cl.**

H04M 3/42 (2006.01)
G07C 9/00 (2006.01)
G06Q 10/02 (2006.01)
G06F 17/30 (2006.01)
H04L 29/08 (2006.01)

(52) **U.S. Cl.**

CPC **H04M 3/42357** (2013.01); **G07C 9/00015** (2013.01); **G06Q 10/02** (2013.01); **G06F 17/30879** (2013.01); **H04W 60/00** (2013.01); **H04L 67/306** (2013.01); **H04W 4/043** (2013.01)

Related U.S. Application Data

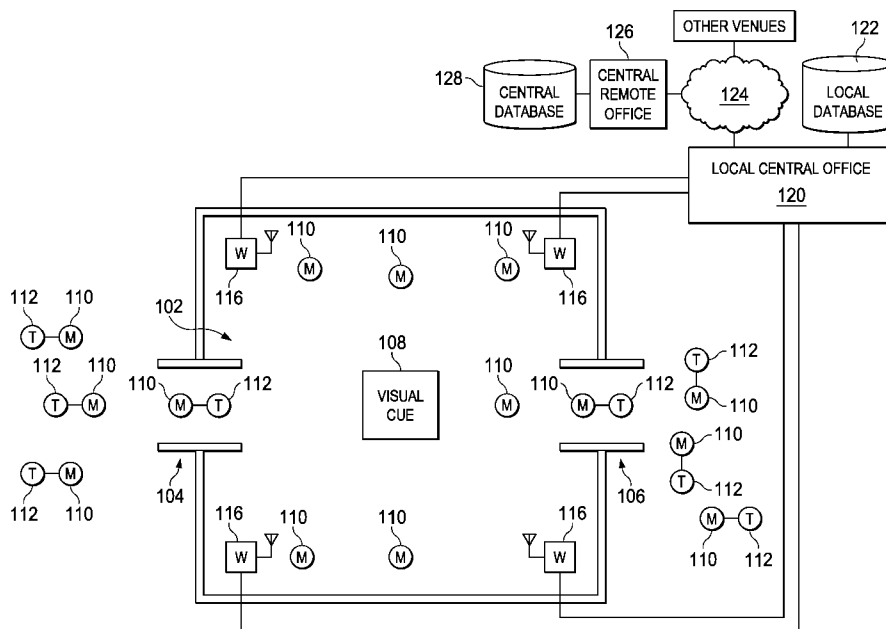
(63) Continuation of application No. 15/360,697, filed on Nov. 23, 2016, which is a continuation-in-part of application No. 15/146,464, filed on May 4, 2016, now Pat. No. 9,959,689.

(60) Provisional application No. 62/258,994, filed on Nov. 23, 2015, provisional application No. 62/258,996, filed on Nov. 23, 2015, provisional application No. 62/258,989, filed on Nov. 23, 2015, provisional application No. 62/258,997, filed on Nov. 23, 2015, provisional application No. 62/258,982, filed on Nov. 23, 2015, provisional application No. 62/258,983, filed on Nov. 23, 2015, provisional application No. 62/258,985, filed on Nov. 23, 2015, provisional application No. 62/258,987, filed on Nov. 23, 2015, provisional application No. 62/258,988, filed on Nov. 23, 2015, provisional application No. 62/258,990, filed on Nov. 23, 2015, provisional application No. 62/258,988, filed on Nov. 23, 2015, provisional application No. 62/258,982, filed on Nov. 23, 2015, provisional application No. 62/258,983, filed on Nov.

(57)

ABSTRACT

A method is provided for interacting with audience members in an event, each of the potential attendees having available thereto a unique identifier. The method comprises creating, for an attendee, a unique ID (UID) on a mobile wireless device (MWD) by the steps of inputting to the MWD one of the unique identifiers, combining the obtained unique identifier with a UID time stamp at the time of creation of the UID; receiving with a server on a first wireless channel communications from the MWD; registering the UID at the physical location of the event; generating a visual query; displaying on the MWD response indicators; receiving at the server from the registered attendee a response, to the query over the first wireless channel; and storing in a database on the server the received response in association with the displayed query.





US 20190035491A1

(19) **United States**

(12) **Patent Application Publication**
PULITZER et al.

(10) **Pub. No.: US 2019/0035491 A1**

(43) **Pub. Date: Jan. 31, 2019**

(54) **SYSTEM AND METHOD FOR REMOTE MAPPING OF AGENT-INDUCED MATERIAL SWAB**

(71) Applicant: **RELIANT IMMUNE DIAGNOSTICS, INC.**, Austin, TX (US)

(72) Inventors: **JOVAN HUTTON PULITZER**, FRISCO, TX (US); **HENRY JOSEPH LEGERE, III**, AUSTIN, TX (US)

(21) Appl. No.: **16/137,249**

(22) Filed: **Sep. 20, 2018**

Related U.S. Application Data

(63) Continuation-in-part of application No. 15/804,990, filed on Nov. 6, 2017, which is a continuation-in-part of application No. 15/295,398, filed on Oct. 17, 2016, now Pat. No. 9,857,373.

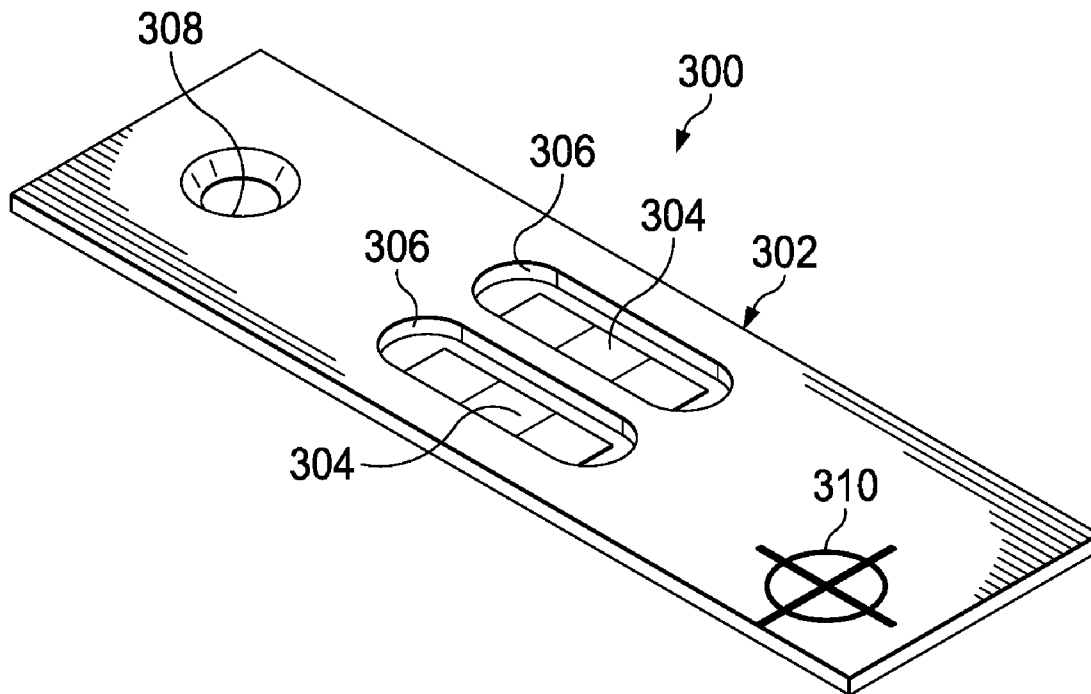
(60) Provisional application No. 62/566,612, filed on Oct. 2, 2017, provisional application No. 62/419,382, filed on Nov. 8, 2016.

Publication Classification

(51) **Int. Cl.**
G16H 10/40 (2006.01)
G16H 40/67 (2006.01)
G16H 80/00 (2006.01)
G16H 20/10 (2006.01)
(52) **U.S. Cl.**
CPC *G16H 10/40* (2018.01); *G16H 20/10* (2018.01); *G16H 80/00* (2018.01); *G16H 40/67* (2018.01)

(57) **ABSTRACT**

A method for initiating a telemedicine conference on a mobile device is provided. The method comprises receiving diagnostic test results in response to a diagnostic test, determining if the diagnostic test results include a positive result, storing the diagnostic test results on a server disposed on a network, presenting, if the diagnostic test results are positive, a telemedicine initiation option on a screen of the mobile device, determining whether the telemedicine initiation option is selected, sending the diagnostic test results from the server to the telemedicine provider, sending additional medical history information to the telemedicine provider, and initiating a telemedicine conference with the telemedicine provider. Some of these aspects also provide healthcare providers the ability to electronically send prescriptions and provide users the ability to use a mobile application to send prescriptions to pharmacies to be filled.





US 20190027259A1

(19) **United States**

(12) **Patent Application Publication**
PULITZER et al.

(10) **Pub. No.: US 2019/0027259 A1**

(43) **Pub. Date: Jan. 24, 2019**

(54) **SYSTEM AND METHOD FOR REMOTE MAPPING OF GOLD CONJUGATES**

Publication Classification

(71) Applicant: **RELIANT IMMUNE DIAGNOSTICS, INC., AUSTIN, TX (US)**

(51) **Int. Cl.**
G16H 80/00 (2006.01)
G16H 20/10 (2006.01)
G16H 10/60 (2006.01)

(72) Inventors: **JOVAN HUTTON PULITZER, FRISCO, TX (US); HENRY JOSEPH LEGERE, III, AUSTIN, TX (US)**

(52) **U.S. Cl.**
CPC *G16H 80/00* (2018.01); *G16H 10/60* (2018.01); *G16H 20/10* (2018.01)

(21) Appl. No.: **16/137,294**

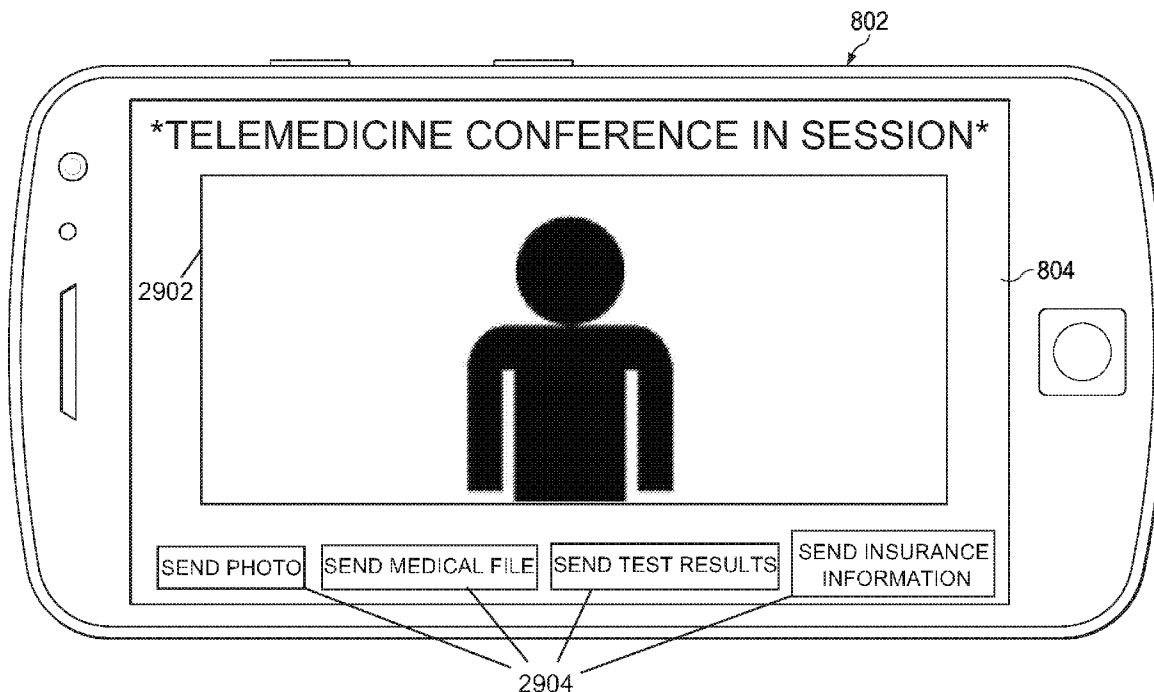
(57) **ABSTRACT**

(22) Filed: **Sep. 20, 2018**

A method for initiating a telemedicine conference on a mobile device is provided. The method comprises receiving diagnostic test results in response to a diagnostic test, determining if the diagnostic test results include a positive result, storing the diagnostic test results on a server disposed on a network, presenting, if the diagnostic test results are positive, a telemedicine initiation option on a screen of the mobile device, determining whether the telemedicine initiation option is selected, sending the diagnostic test results from the server to the telemedicine provider, sending additional medical history information to the telemedicine provider, and initiating a telemedicine conference with the telemedicine provider. Some of these aspects also provide healthcare providers the ability to electronically send prescriptions and provide users the ability to use a mobile application to send prescriptions to pharmacies to be filled.

Related U.S. Application Data

- (63) Continuation-in-part of application No. 15/804,990, filed on Nov. 6, 2017, which is a continuation-in-part of application No. 15/295,398, filed on Oct. 17, 2016, now Pat. No. 9,857,373.
- (60) Provisional application No. 62/566,627, filed on Oct. 2, 2017, provisional application No. 62/419,382, filed on Nov. 8, 2016.





US 20190027258A1

(19) **United States**

(12) **Patent Application Publication**
PULITZER et al.

(10) **Pub. No.: US 2019/0027258 A1**

(43) **Pub. Date: Jan. 24, 2019**

(54) **SYSTEM AND METHOD FOR MAPPING A DIAGNOSTIC TEST TO AN INDIVIDUAL USER TO CREATE A UNIQUE PROFILE ON A REMOTE DATABASE**

(71) Applicant: **RELIANT IMMUNE DIAGNOSTICS, INC.**, AUSTIN, TX (US)

(72) Inventors: **JOVAN HUTTON PULITZER**, FRISCO, TX (US); **HENRY JOSEPH LEGERE, III**, AUSTIN, TX (US)

(21) Appl. No.: **16/137,287**

(22) Filed: **Sep. 20, 2018**

Related U.S. Application Data

(63) Continuation-in-part of application No. 15/804,990, filed on Nov. 6, 2017, which is a continuation-in-part of application No. 15/295,398, filed on Oct. 17, 2016, now Pat. No. 9,857,373.

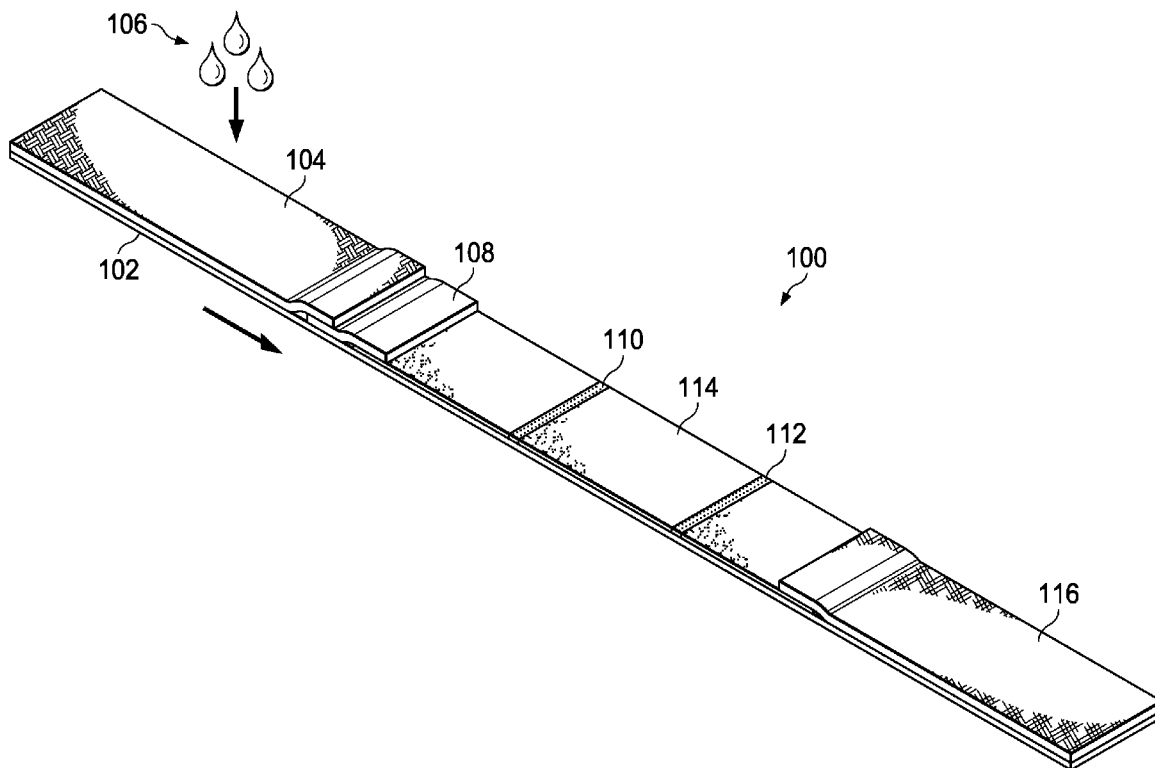
(60) Provisional application No. 62/566,619, filed on Oct. 2, 2017, provisional application No. 62/419,382, filed on Nov. 8, 2016.

Publication Classification

(51) **Int. Cl.**
G16H 80/00 (2006.01)
G16H 10/60 (2006.01)
G16H 20/10 (2006.01)
(52) **U.S. Cl.**
CPC *G16H 80/00* (2018.01); *G16H 20/10* (2018.01); *G16H 10/60* (2018.01)

(57) **ABSTRACT**

A method for initiating a telemedicine conference on a mobile device is provided. The method comprises receiving diagnostic test results in response to a diagnostic test, determining if the diagnostic test results include a positive result, storing the diagnostic test results on a server disposed on a network, presenting, if the diagnostic test results are positive, a telemedicine initiation option on a screen of the mobile device, determining whether the telemedicine initiation option is selected, sending the diagnostic test results from the server to the telemedicine provider, sending additional medical history information to the telemedicine provider, and initiating a telemedicine conference with the telemedicine provider. Some of these aspects also provide healthcare providers the ability to electronically send prescriptions and provide users the ability to use a mobile application to send prescriptions to pharmacies to be filled.





US 20190027251A1

(19) **United States**

(12) **Patent Application Publication**
PULITZER et al.

(10) **Pub. No.: US 2019/0027251 A1**

(43) **Pub. Date: Jan. 24, 2019**

(54) **SYSTEM AND METHOD FOR MACHINE LEARNING APPLICATION FOR PROVIDING MEDICAL TEST RESULTS USING VISUAL INDICIA**

(60) Provisional application No. 62/566,607, filed on Oct. 2, 2017, provisional application No. 62/419,382, filed on Nov. 8, 2016.

Publication Classification

(71) Applicant: **RELIANT IMMUNE DIAGNOSTICS, INC.**, Austin, TX (US)

(51) **Int. Cl.**
G16H 50/20 (2006.01)
G06N 3/08 (2006.01)

(72) Inventors: **JOVAN HUTTON PULITZER**, FRISCO, TX (US); **HENRY JOSEPH LEGERE, III**, AUSTIN, TX (US)

(52) **U.S. Cl.**
CPC **G16H 50/20** (2018.01); **G06N 3/08** (2013.01)

(21) Appl. No.: **16/137,213**

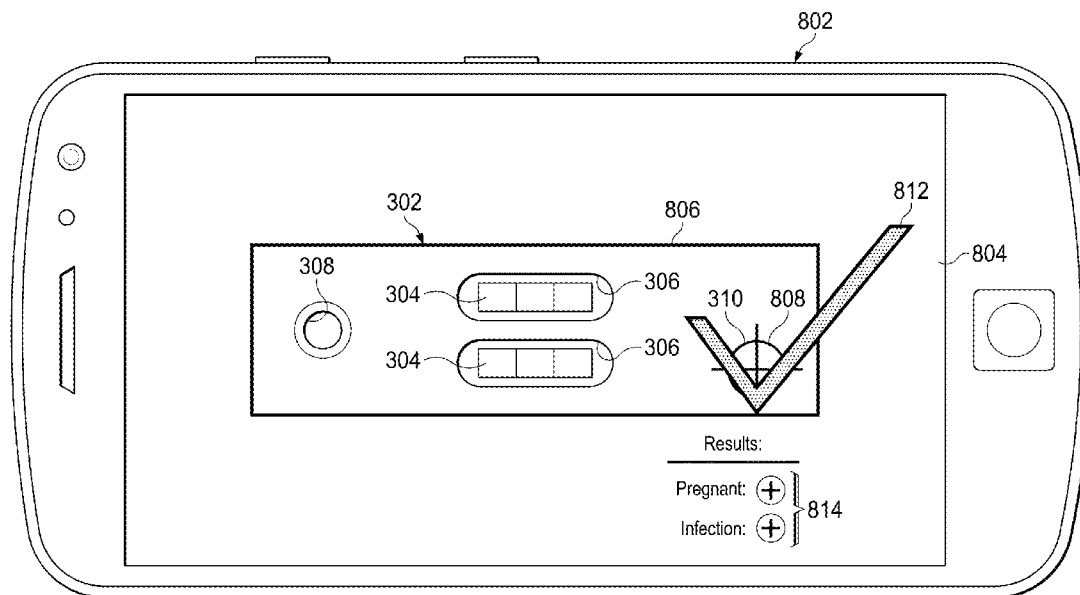
(57) **ABSTRACT**

(22) Filed: **Sep. 20, 2018**

A method for providing diagnostic test results is provided. The method comprises providing a software application to be stored on a mobile device, the mobile device having a camera and a viewing screen, initiating operation of the camera, aligning the camera with a visual trigger associated with the diagnostic test, capturing an image of the diagnostic test, sending the image to a server, creating a pixel value array from the pixel values in the image, providing the pixel value array as inputs in a trained neural network, and providing either a positive or negative result from the trained neural network in response to the pixel value array.

Related U.S. Application Data

(63) Continuation-in-part of application No. 15/804,990, filed on Nov. 6, 2017, which is a continuation-in-part of application No. 15/295,398, filed on Oct. 17, 2016, now Pat. No. 9,857,373.





US 20190027250A1

(19) **United States**

(12) **Patent Application Publication**
PULITZER et al.

(10) **Pub. No.: US 2019/0027250 A1**

(43) **Pub. Date: Jan. 24, 2019**

(54) **SYSTEM AND METHOD FOR
TRANSFORMING A BIOLOGIC INTO A
NUMBER**

Publication Classification

(71) Applicant: **RELIANT IMMUNE
DIAGNOSTICS, INC., AUSTIN, TX
(US)**

(51) **Int. Cl.**
G16H 50/20 (2006.01)
G16H 30/20 (2006.01)
(52) **U.S. Cl.**
CPC *G16H 50/20* (2018.01); *G16H 30/20*
(2018.01)

(72) Inventors: **JOVAN HUTTON PULITZER,
FRISCO, TX (US); HENRY JOSEPH
LEGERE, III, AUSTIN, TX (US)**

(57) **ABSTRACT**

(21) Appl. No.: **16/137,106**

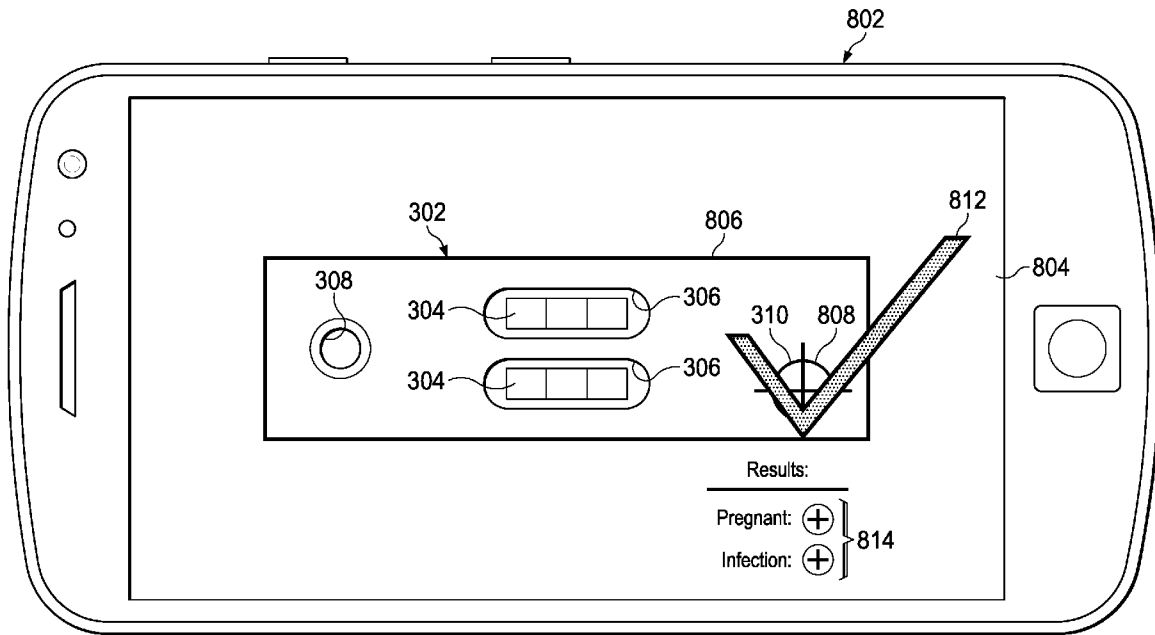
A method for collection and dissemination of biologic data is provided, comprising collecting by a user of a testing device a biologic sample for use with the testing device, assigning correlative values as test results, wherein each test performed on the biologic sample is assigned a different correlative value, receiving the test results at a server disposed on a network, wherein the server has configured thereon a database, assigning a unique identification to the biologic sample, storing the unique identification in the database, storing the test results in the database in association with the unique identification of the biologic sample, and providing access to the database to healthcare organizations for analysis of the test results.

(22) Filed: **Sep. 20, 2018**

Related U.S. Application Data

(63) Continuation-in-part of application No. 15/804,990, filed on Nov. 6, 2017, which is a continuation-in-part of application No. 15/295,398, filed on Oct. 17, 2016, now Pat. No. 9,857,373.

(60) Provisional application No. 62/566,623, filed on Oct. 2, 2017, provisional application No. 62/419,382, filed on Nov. 8, 2016.





US 20180366230A1

(19) **United States**

(12) **Patent Application Publication**
PULITZER et al.

(10) **Pub. No.: US 2018/0366230 A1**

(43) **Pub. Date: Dec. 20, 2018**

(54) **SYSTEM AND METHOD FOR EPIDEMIC TRACKING ON MOBILE DEVICE**

G16H 10/40 (2006.01)

G06F 19/00 (2006.01)

(71) Applicant: **RELIANT IMMUNE DIAGNOSTICS, LLC**, Austin, TX (US)

(52) **U.S. Cl.**
CPC *G16H 50/80* (2018.01); *G06F 19/709* (2013.01); *G16H 10/40* (2018.01); *G06F 17/30312* (2013.01)

(72) Inventors: **JOVAN HUTTON PULITZER**, FRISCO, TX (US); **HENRY JOSEPH LEGERE, III**, AUSTIN, TX (US)

(57) **ABSTRACT**

(21) Appl. No.: **15/842,735**

A method for epidemic tracking on a mobile device is provided, comprising collecting a plurality of test results associated with a particular medical condition from a plurality of users, wherein the test results are achieved by testing a biologic sample with a testing device, receiving the plurality of test results at a server disposed on a network, wherein the server has configured thereon a database, collecting and storing on the database a plurality of user information from the plurality of users, storing the plurality of test results in the database, wherein each of the plurality of test results is associated with the user information of the plurality of user information that corresponds to the user who provided the test results, and tracking the particular medical condition based on the plurality of test results and the plurality of user information.

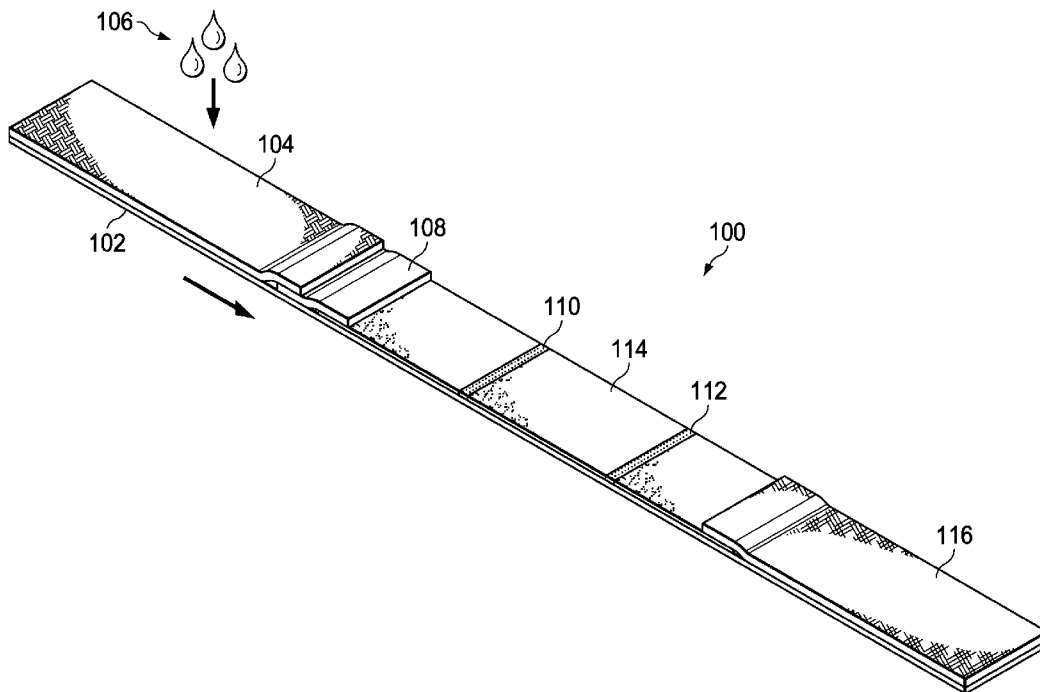
(22) Filed: **Dec. 14, 2017**

Related U.S. Application Data

(60) Provisional application No. 62/434,304, filed on Dec. 14, 2016.

Publication Classification

(51) **Int. Cl.**
G16H 50/80 (2006.01)
G06F 17/30 (2006.01)





US 20180364224A1

(19) **United States**

(12) **Patent Application Publication**
PULITZER et al.

(10) **Pub. No.: US 2018/0364224 A1**

(43) **Pub. Date: Dec. 20, 2018**

(54) **TWO-SIDED FLOW-THROUGH IMMUNOASSAY**

Publication Classification

(71) Applicant: **RELIANT IMMUNE DIAGNOSTICS, LLC**, Austin, TX (US)

(51) **Int. Cl.**
G01N 33/543 (2006.01)
(52) **U.S. Cl.**
CPC **G01N 33/54366** (2013.01)

(72) Inventors: **JOVAN HUTTON PULITZER**, FRISCO, TX (US); **HENRY JOSEPH LEGERE, III**, AUSTIN, TX (US)

(57) **ABSTRACT**

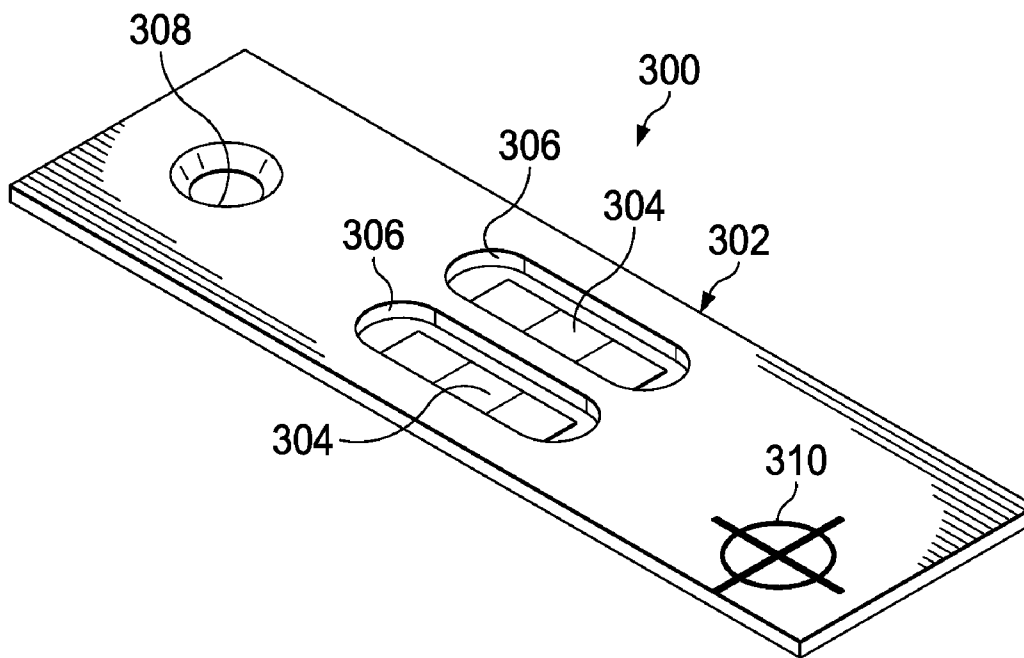
A two-sided flow-through immunoassay testing device is provided. The device comprises a well having therein a plurality of orifices, the plurality of orifices serving to channel biologic material deposited into the well onto different immunoassay pods, wherein the immunoassay pods may contain immunoassay test layers stacked to create an immunoassay test. The device further includes a results window. Inside the device, and between the window and the pods, there are open sections below each pod to allow a user to view the results of the tests as presented on the reaction layers of the pods through the window.

(21) Appl. No.: **15/842,699**

(22) Filed: **Dec. 14, 2017**

Related U.S. Application Data

(60) Provisional application No. 62/434,301, filed on Dec. 14, 2016.





US 20190343386A1

(19) **United States**

(12) **Patent Application Publication**
PULITZER et al.

(10) **Pub. No.: US 2019/0343386 A1**

(43) **Pub. Date: Nov. 14, 2019**

(54) **SYSTEM AND METHOD FOR IMAGE PROCESSING OF MEDICAL TEST RESULTS USING GENERALIZED CURVE FIELD TRANSFORM**

Publication Classification

(51) **Int. Cl.**
A61B 5/00 (2006.01)
G01N 33/53 (2006.01)
G01N 21/84 (2006.01)

(52) **U.S. Cl.**
 CPC *A61B 5/0013* (2013.01); *G16H 10/60* (2018.01); *G01N 21/8483* (2013.01); *G01N 33/53* (2013.01)

(71) Applicant: **RELIANT IMMUNE DIAGNOSTICS, INC., AUSTIN, TX (US)**

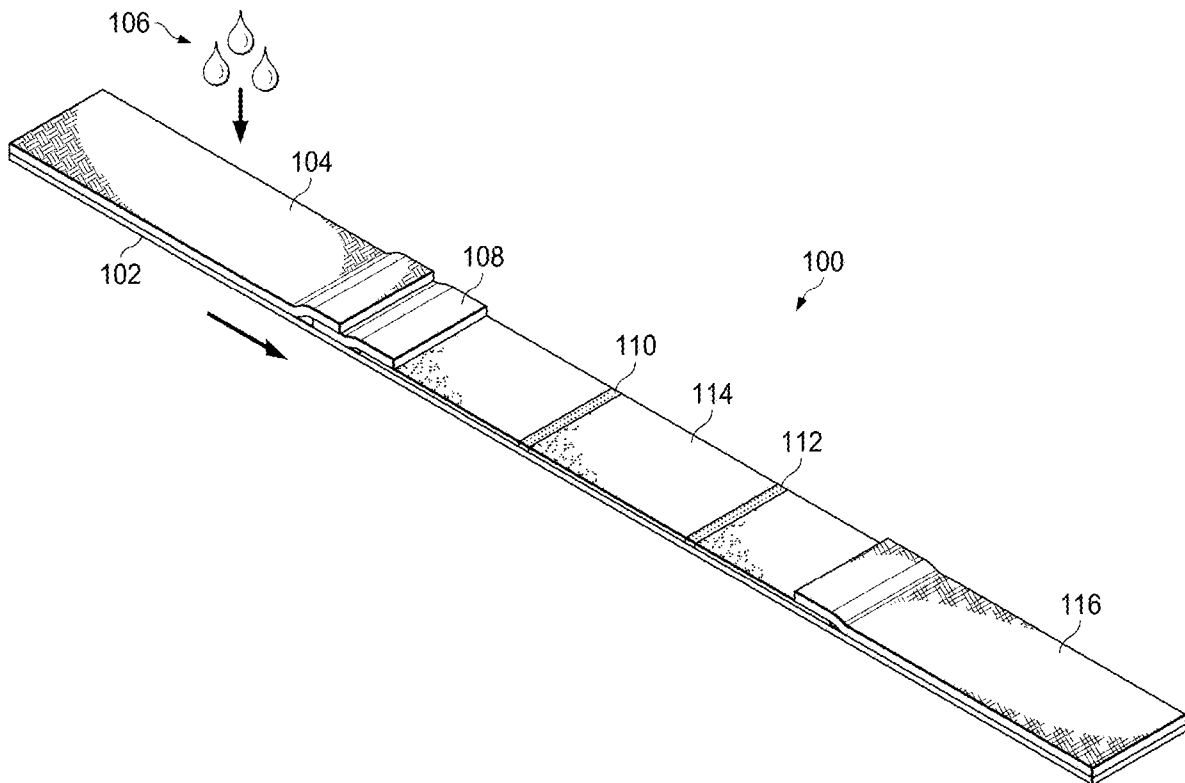
(57) **ABSTRACT**

A method for image processing medical self-test results receives a digital image of a visual indication of a test result. A digital image is generated of the visual indication of the test result that includes noise and distortions therein. The digital image is processed using generalized curve field transforms to extract relevant features of the digital image in a presence of the noise and distortions to create a transformed image. A diagnosis is generated based upon the transformed image to the plurality of images of the test results.

(72) Inventors: **JOVAN HUTTON PULITZER, FRISCO, TX (US); HENRY JOSEPH LEGERE, III, AUSTIN, TX (US); HANS KRISTIAN SANDBERG, BOULDER, CO (US)**

(21) Appl. No.: **15/979,131**

(22) Filed: **May 14, 2018**





(19) **United States**

(12) **Patent Application Publication**
STRADER et al.

(10) **Pub. No.: US 2018/0294049 A1**

(43) **Pub. Date: Oct. 11, 2018**

(54) **OPIATE REDUCTION TREATMENT SYSTEM**

(52) **U.S. Cl.**

(71) Applicant: **ROCA MEDICAL LTD.**, London (GB)

CPC **G16H 20/10** (2018.01); **G16H 80/00**
(2018.01); **G16H 50/70** (2018.01); **G16H**
50/30 (2018.01)

(72) Inventors: **James STRADER**, Austin, TX (US);
Jovan Hutton PULITZER, Frisco, TX
(US); **Edmund Dennis HARRIS**,
Lakehills, TX (US)

(57) **ABSTRACT**

(21) Appl. No.: **15/946,413**

This disclosure relates to an opiate reduction treatment system. The system comprises a PIN generator for creating a Patient Identification Number (PIN) unique to a given patient, wherein the PIN includes one or more fields, and wherein the one or more fields each include a scored value, each scored value associated with a defined portion of a health profile of the given patient, a database including test results for a plurality of PINs, and known treatments, and a neural network, including an input layer configured to receive an output of a PIN for a given patient from the PIN generator and compound constituents as input values, an output layer configured to provide an opioid reduction treatment prediction, an intermediate layer configured to store a representation of the database, and map the input layer to the output layer through the stored representation.

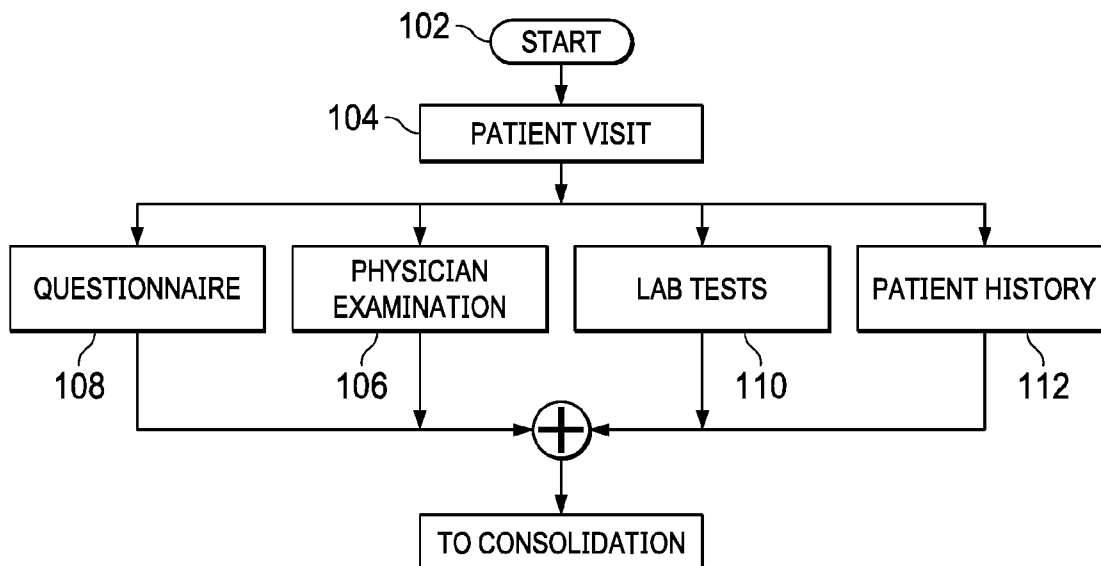
(22) Filed: **Apr. 5, 2018**

Related U.S. Application Data

(60) Provisional application No. 62/482,040, filed on Apr. 5, 2017.

Publication Classification

(51) **Int. Cl.**
G16H 20/10 (2006.01)
G16H 50/30 (2006.01)
G16H 50/70 (2006.01)





(19) **United States**

(12) **Patent Application Publication**
Strader et al.

(10) **Pub. No.: US 2018/0249226 A1**
(43) **Pub. Date: Aug. 30, 2018**

(54) **DEVICE FOR INDUSTRY-SPECIFIC CONTENT STREAMING**

G06F 17/30 (2006.01)
G06Q 20/20 (2006.01)

(71) Applicant: **Digital Broadcasting and Communications Network, LLC**, Los Angeles, CA (US)

(52) **U.S. Cl.**
CPC *H04N 21/8456* (2013.01); *G06Q 20/203* (2013.01); *G06F 17/30598* (2013.01); *H04L 65/4084* (2013.01)

(72) Inventors: **James Strader**, Austin, TX (US);
Jovan Hutton Pulitzer, Frisco, TX (US)

(57) **ABSTRACT**

(21) Appl. No.: **15/908,090**

(22) Filed: **Feb. 28, 2018**

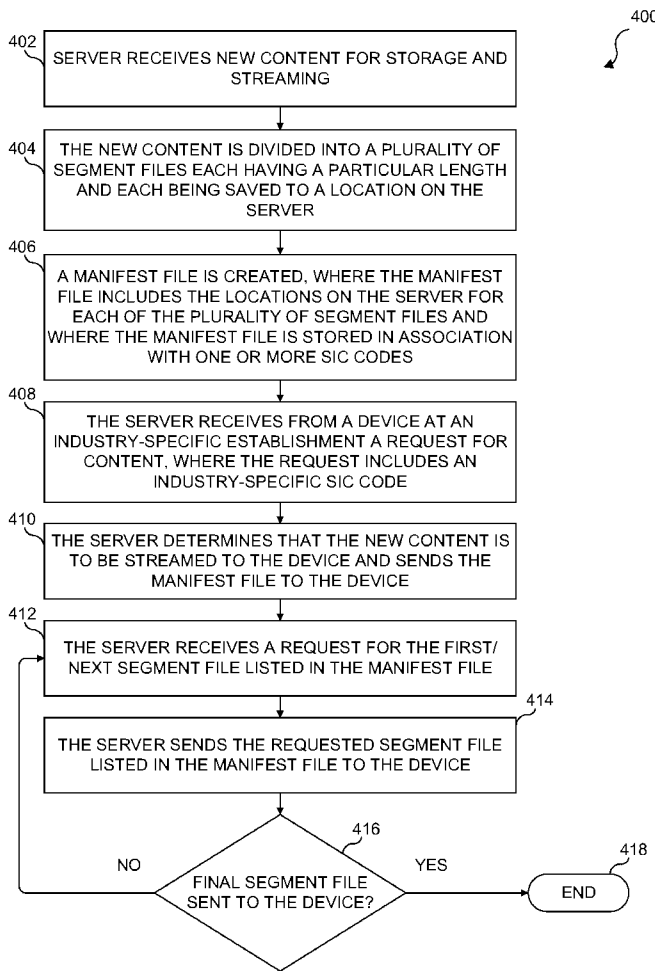
Related U.S. Application Data

(60) Provisional application No. 62/464,997, filed on Feb. 28, 2017, provisional application No. 62/464,998, filed on Feb. 28, 2017, provisional application No. 62/464,999, filed on Feb. 28, 2017.

Publication Classification

(51) **Int. Cl.**
H04N 21/845 (2006.01)
H04L 29/06 (2006.01)

A device for industry-specific content streaming includes a network interface, a display, a memory, and at least one processor coupled to the network interface and the memory. The at least one processor is configured to transmit a request for a digital content item to a remote server, wherein the digital content item is classified according to a specific classification code, receive a manifest file associated with the digital content item, wherein the manifest file includes a location for at least one segment file associated with the digital content item, determine using the manifest file a location on the remote server of a segment file, transmit to the remote server a request for the segment file stored on the remote server, receive the segment file in response to the request for the segment file, and present contents of the segment file on the display of the electronic device.





US 20180193284A1

(19) **United States**

(12) **Patent Application Publication**
STRADER et al.

(10) **Pub. No.: US 2018/0193284 A1**

(43) **Pub. Date: Jul. 12, 2018**

(54) **TRANSDERMAL CREAM CONTAINING IMMUNOMODULATORS AND IMIQUIMOD**

(71) Applicant: **ROCA MEDICAL LTD.**, London (GB)

(72) Inventors: **James STRADER**, Austin, TX (US);
Jovan Hutton PULITZER, Frisco, TX (US)

(21) Appl. No.: **15/865,001**

(22) Filed: **Jan. 8, 2018**

Related U.S. Application Data

(60) Provisional application No. 62/443,429, filed on Jan. 6, 2017, provisional application No. 62/443,433, filed on Jan. 6, 2017, provisional application No. 62/443,441, filed on Jan. 6, 2017, provisional application No. 62/443,390, filed on Jan. 6, 2017.

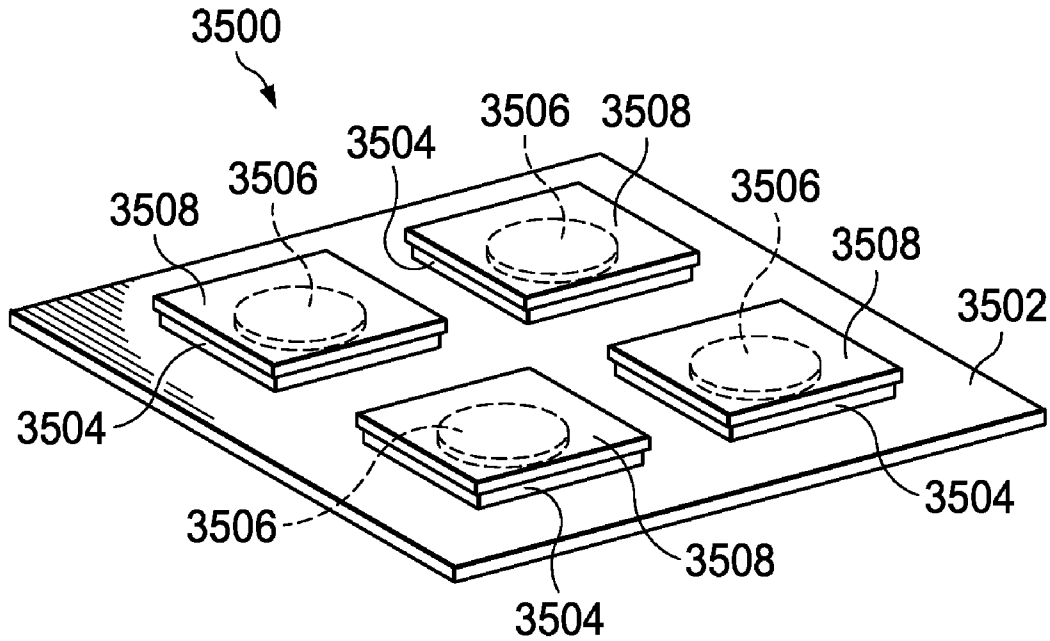
Publication Classification

(51) **Int. Cl.**
A61K 9/70 (2006.01)
A61K 39/35 (2006.01)
A61K 31/4188 (2006.01)
A61K 31/437 (2006.01)
A61K 39/00 (2006.01)
A61P 37/02 (2006.01)

(52) **U.S. Cl.**
CPC *A61K 9/7092* (2013.01); *A61K 39/35* (2013.01); *A61K 31/4188* (2013.01); *A61K 47/10* (2013.01); *A61K 39/0008* (2013.01); *A61P 37/02* (2018.01); *A61K 31/437* (2013.01)

(57) **ABSTRACT**

A method for creating a consolidated compound for delivering an immunomodulatory and imiquimod to a patient, comprising diluting immunomodulator extract to a desired dilution by transferring a desired quantity of the concentrated immunomodulator to an associated sterile container, the associated sterile container having a defined volume of diluted immunomodulator after dilution thereof, providing a viscous encapsulation material, selecting a prescribed amount of concentrated immunomodulator, the prescribed amount defined as that amount of the diluted immunomodulator extract required to provide a number of doses equal to the number of dispensable increments from the container containing the viscous encapsulation material, introducing the selected amount of each of the diluted immunomodulator extract into the viscous encapsulation material, introducing an amount of imiquimod into the viscous encapsulation material, and mixing the introduced amount of each of the diluted immunomodulator extracts and the introduced amount of imiquimod with the viscous encapsulating material.





(19) **United States**

(12) **Patent Application Publication**
PULITZER et al.

(10) **Pub. No.: US 2018/0190373 A1**

(43) **Pub. Date: Jul. 5, 2018**

(54) **SYSTEM AND METHOD FOR TRANSMITTING PRESCRIPTION TO PHARMACY USING SELF-DIAGNOSTIC TEST AND TELEMEDICINE**

G16H 10/60 (2006.01)
A61B 5/00 (2006.01)
A61B 5/151 (2006.01)

(52) **U.S. Cl.**

CPC *G16H 20/10* (2018.01); *G16H 10/40* (2018.01); *A61B 5/151* (2013.01); *A61B 5/0022* (2013.01); *G16H 10/60* (2018.01)

(71) Applicant: **RELIANT IMMUNE DIAGNOSTICS, LLC**, Austin, TX (US)

(72) Inventors: **JOVAN HUTTON PULITZER**, FRISCO, TX (US); **HENRY JOSEPH LEGERE, III**, AUSTIN, TX (US)

(57) **ABSTRACT**

A method for initiating a telemedicine conference on a mobile device is provided. The method comprises receiving diagnostic test results in response to a diagnostic test, determining if the diagnostic test results include a positive result, storing the diagnostic test results on a server disposed on a network, presenting, if the diagnostic test results are positive, a telemedicine initiation option on a screen of the mobile device, determining whether the telemedicine initiation option is selected, sending the diagnostic test results from the server to the telemedicine provider, sending additional medical history information to the telemedicine provider, and initiating a telemedicine conference with the telemedicine provider. Some of these aspects also provide healthcare providers the ability to electronically send prescriptions and provide users the ability to use a mobile application to send prescriptions to pharmacies to be filled.

(21) Appl. No.: **15/842,746**

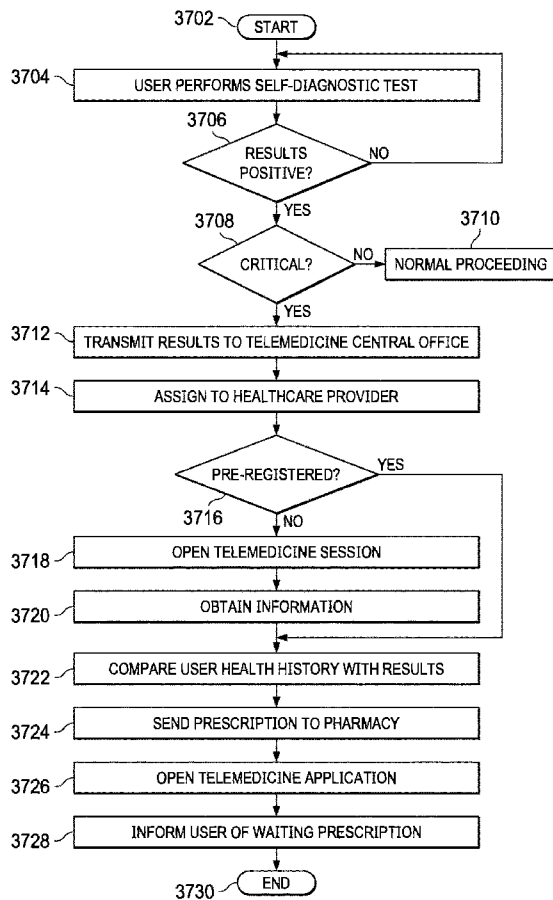
(22) Filed: **Dec. 14, 2017**

Related U.S. Application Data

(60) Provisional application No. 62/434,294, filed on Dec. 14, 2016.

Publication Classification

(51) **Int. Cl.**
G16H 20/10 (2006.01)
G16H 10/40 (2006.01)





US 20180174689A1

(19) **United States**

(12) **Patent Application Publication**

Pulitzer et al.

(10) **Pub. No.: US 2018/0174689 A1**

(43) **Pub. Date: Jun. 21, 2018**

(54) **SYSTEM AND METHOD FOR ADVERTISING IN RESPONSE TO DIAGNOSTIC TEST RESULTS**

G06K 9/00 (2006.01)

G06Q 30/02 (2006.01)

G01N 33/543 (2006.01)

G01N 33/558 (2006.01)

B01L 3/00 (2006.01)

(71) Applicant: **RELIANT IMMUNE DIAGNOSTICS, LLC**, Austin, TX (US)

(52) **U.S. Cl.**

CPC *G16H 80/00* (2018.01); *G16H 50/30*

(2018.01); *G16H 40/63* (2018.01); *G06K*

9/3216 (2013.01); *G06F 3/0482* (2013.01);

G06Q 30/0269 (2013.01); *G01N 33/54386*

(2013.01); *G01N 33/558* (2013.01); *B01L*

3/5023 (2013.01); *G06K 9/00671* (2013.01)

(72) Inventors: **Jovan Hutton Pulitzer**, Frisco, TX (US); **Henry Joseph Legere, III**, Austin, TX (US)

(21) Appl. No.: **15/842,727**

(22) Filed: **Dec. 14, 2017**

(57)

ABSTRACT

Related U.S. Application Data

(60) Provisional application No. 62/434,289, filed on Dec. 14, 2016.

A system and method are provided for collection and testing of a biologic sample. The system and method comprise collecting by a user of a testing device a biologic sample for use with the testing device, assigning correlative values as test results, and receiving the test results at a server disposed on a network. Some aspects further include presenting advertisements and other messages to users through a mobile application operating on a mobile device. These aspects take into account the results of the self-diagnostic test and present different advertisements to the user based on the results of the test.

Publication Classification

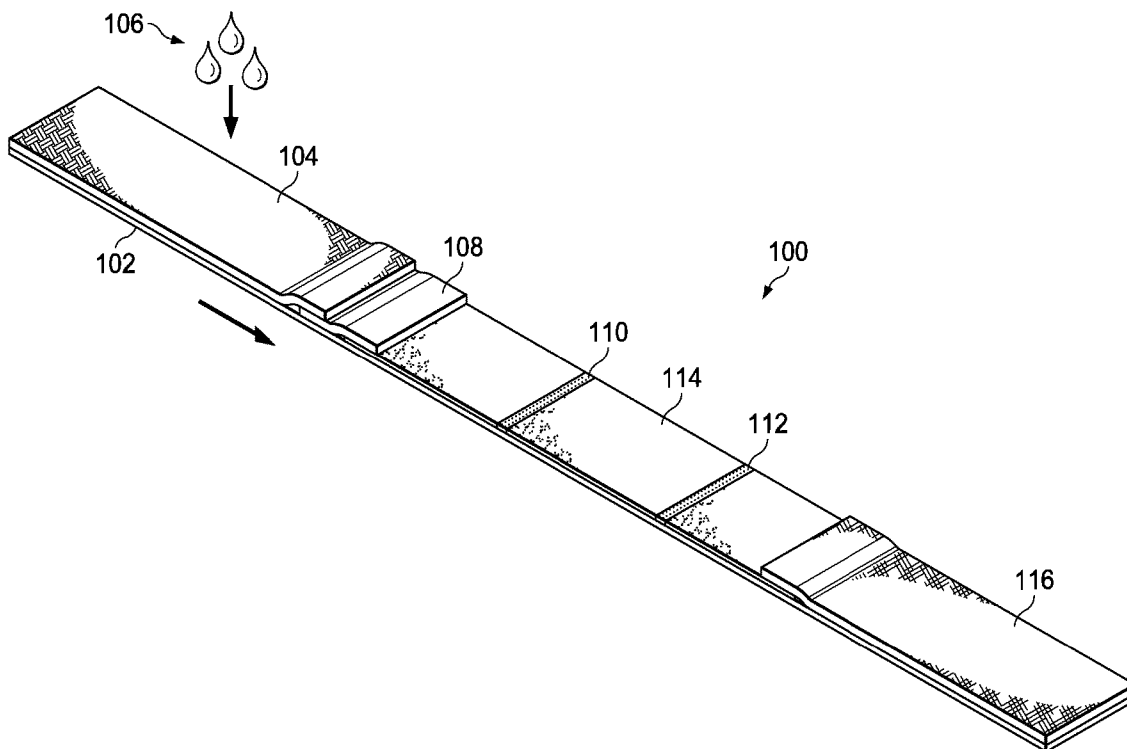
(51) **Int. Cl.**

G16H 80/00 (2006.01)

G16H 50/30 (2006.01)

G16H 40/63 (2006.01)

G06K 9/32 (2006.01)





US 20180174194A1

(19) **United States**

(12) **Patent Application Publication**
PULITZER et al.

(10) **Pub. No.: US 2018/0174194 A1**

(43) **Pub. Date: Jun. 21, 2018**

(54) **SYSTEM AND METHOD FOR ADVERTISING
IN RESPONSE TO DIAGNOSTIC TEST**

G06K 9/32 (2006.01)

A61B 5/15 (2006.01)

A61B 5/00 (2006.01)

(71) Applicant: **RELIANT IMMUNE
DIAGNOSTICS, LLC, Austin, TX
(US)**

(52) **U.S. Cl.**

CPC *G06Q 30/0267* (2013.01); *H04M 1/7255*

(2013.01); *G16H 30/40* (2018.01); *G16H*

10/40 (2018.01); *G16H 50/20* (2018.01);

H04L 67/42 (2013.01); *G06K 9/3216*

(2013.01); *A61B 5/150358* (2013.01); *A61B*

5/150809 (2013.01); *A61B 5/150824*

(2013.01); *A61B 5/0022* (2013.01); *G06K*

9/00671 (2013.01)

(72) Inventors: **JOVAN HUTTON PULITZER,
FRISCO, TX (US); HENRY JOSEPH
LEGERE, III, AUSTIN, TX (US)**

(21) Appl. No.: **15/842,722**

(22) Filed: **Dec. 14, 2017**

(57)

ABSTRACT

Related U.S. Application Data

(60) Provisional application No. 62/434,284, filed on Dec. 14, 2016.

A system and method are provided for collection and testing of a biologic sample in a self-diagnostic test. The system and method comprise collecting by a user of a testing device a biologic sample for use with the testing device, assigning correlative values as test results, and receiving the test results at a server disposed on a network. Some aspects include a mobile application operating on a mobile device with which the user interacts. These aspects allow advertisements and other messages to be presented to the user through the mobile application. Some aspects present different messages to the user based on the type of self-diagnostic test the user is conducting.

Publication Classification

(51) **Int. Cl.**

G06Q 30/02 (2006.01)

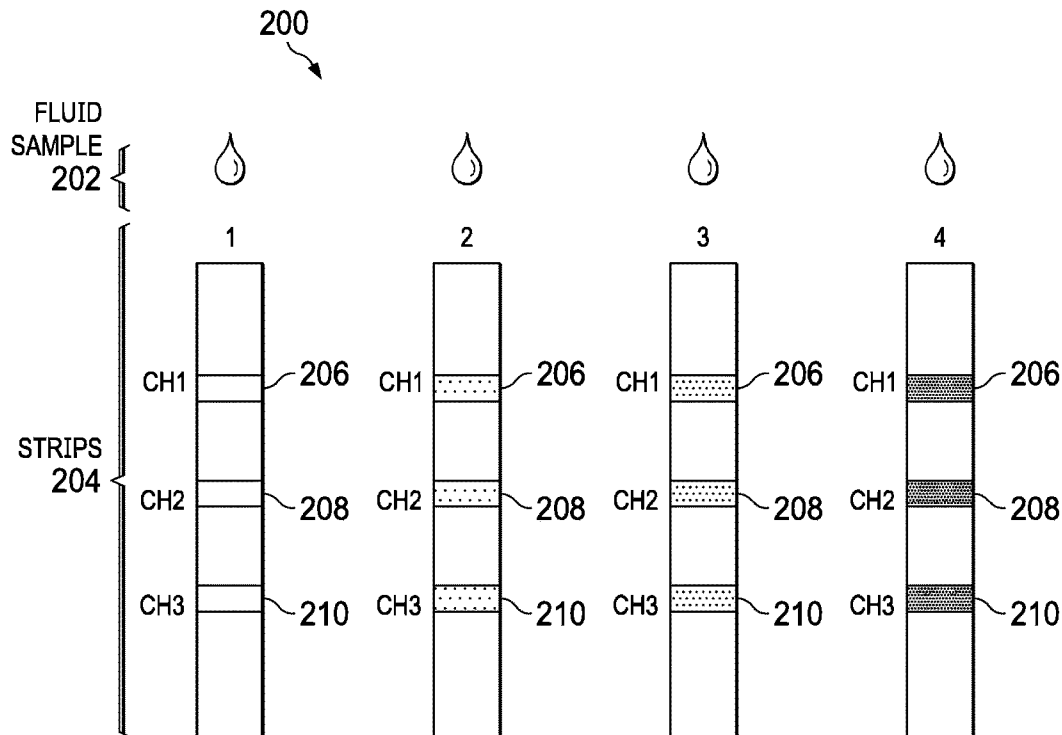
H04M 1/725 (2006.01)

G16H 30/40 (2006.01)

G16H 10/40 (2006.01)

G16H 50/20 (2006.01)

G06K 9/00 (2006.01)





US 20180173913A1

(19) **United States**

(12) **Patent Application Publication**
PULITZER et al.

(10) **Pub. No.: US 2018/0173913 A1**

(43) **Pub. Date: Jun. 21, 2018**

(54) **SYSTEM AND METHOD FOR AUDIOVISUAL RESPONSE TO RETAIL DIAGNOSTIC PRODUCT**

G06K 9/32 (2006.01)

G06K 9/00 (2006.01)

G06K 7/14 (2006.01)

(71) Applicant: **RELIANT IMMUNE DIAGNOSTICS, LLC**, Austin, TX (US)

(52) **U.S. Cl.**
CPC ... *G06K 7/10722* (2013.01); *G01N 33/54386* (2013.01); *G06K 7/1413* (2013.01); *G06K 9/00671* (2013.01); *G06K 7/1417* (2013.01); *G06K 9/3216* (2013.01)

(72) Inventors: **JOVAN HUTTON PULITZER**, FRISCO, TX (US); **HENRY JOSEPH LEGERE, III**, AUSTIN, TX (US)

(57) **ABSTRACT**

(21) Appl. No.: **15/842,711**

A system and method are provided for presenting self-diagnostic test instructions in the form of audiovisual messages. The system and method include collecting by a user of a testing device a biologic sample for use with a testing device, assigning correlative values as test results, and receiving the test results at a server disposed on a network. Some aspects of the system and method present test instructions to the user in the form of audiovisual messages. The audiovisual messages are provided to the user as a response to an interaction with a retail diagnostic product. In some aspects, the complete audiovisual message is presented before the user may complete a self-diagnostic test.

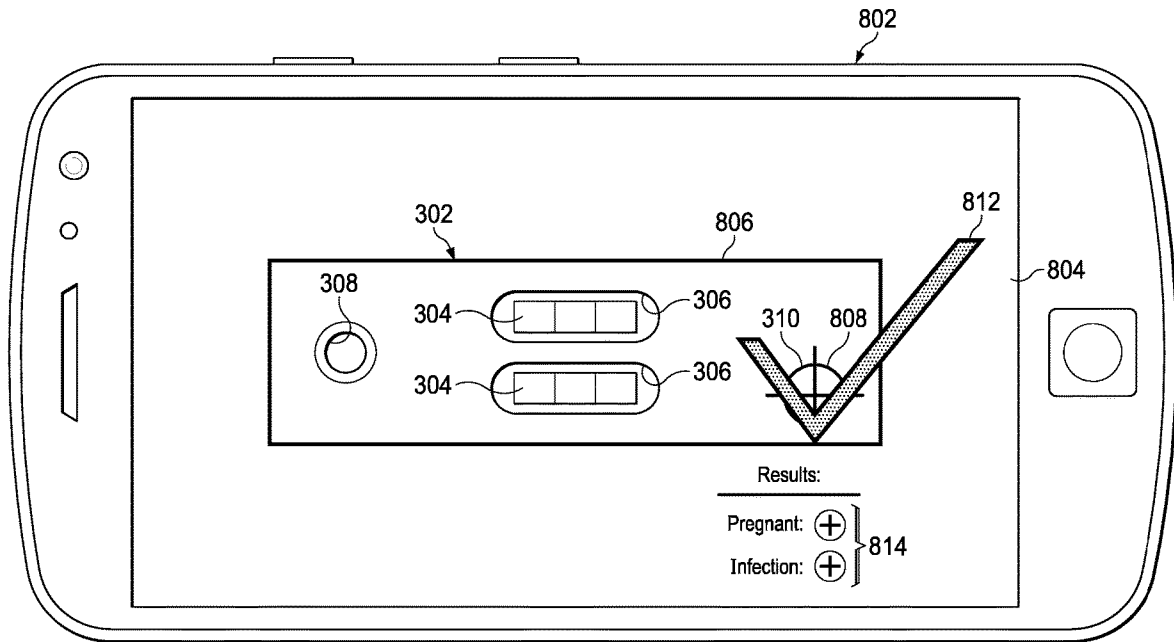
(22) Filed: **Dec. 14, 2017**

Related U.S. Application Data

(60) Provisional application No. 62/434,270, filed on Dec. 14, 2016.

Publication Classification

(51) **Int. Cl.**
G06K 7/10 (2006.01)
G01N 33/543 (2006.01)





US 20180167659A1

(19) **United States**

(12) **Patent Application Publication**
PULITZER et al.

(10) **Pub. No.: US 2018/0167659 A1**

(43) **Pub. Date: Jun. 14, 2018**

(54) **SYSTEM AND METHOD FOR TELEVISION NETWORK IN RESPONSE TO INPUT**

H04N 21/4223 (2006.01)

H04N 21/81 (2006.01)

G01N 33/543 (2006.01)

G16H 80/00 (2006.01)

G16H 30/40 (2006.01)

(71) Applicant: **RELIANT IMMUNE DIAGNOSTICS, LLC**, Austin, TX (US)

(52) **U.S. Cl.**

CPC *H04N 21/2668* (2013.01); *H04N 5/23222*

(2013.01); *H04N 21/26241* (2013.01); *H04N*

21/47202 (2013.01); *G16H 30/40* (2018.01);

H04N 21/812 (2013.01); *G01N 33/54366*

(2013.01); *G01N 33/54313* (2013.01); *G16H*

80/00 (2018.01); *H04N 21/4223* (2013.01)

(72) Inventors: **JOVAN HUTTON PULITZER**, FRISCO, TX (US); **HENRY JOSEPH LEGERE, III**, AUSTIN, TX (US)

(21) Appl. No.: **15/842,717**

(22) Filed: **Dec. 14, 2017**

(57)

ABSTRACT

Related U.S. Application Data

(60) Provisional application No. 62/434,275, filed on Dec. 14, 2016.

A system and method are provided for collection and of a biologic sample. The method comprises collecting by a user of a testing device a biologic sample for use with the testing device, assigning correlative values as test results, and receiving the test results at a server disposed on a network. Some aspects also include presenting audiovisual messages to the user while the user is waiting for test results to be completed. These audiovisual messages are presented to the user by a mobile application. The audiovisual messages may take several forms, including advertisements and television channels.

Publication Classification

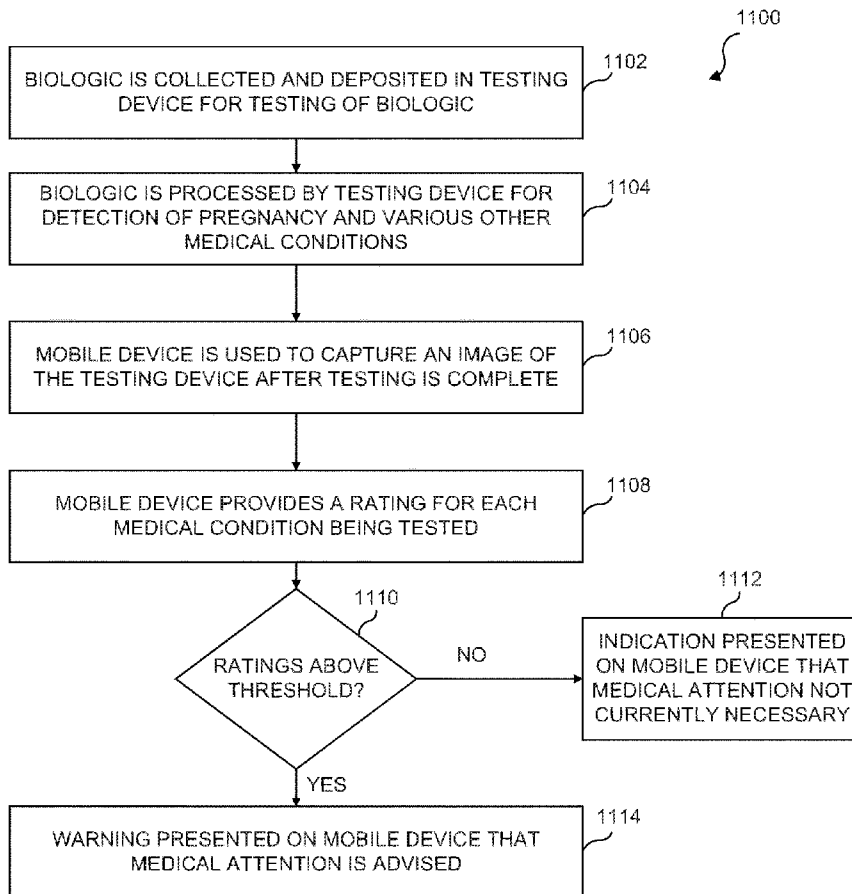
(51) **Int. Cl.**

H04N 21/2668 (2006.01)

H04N 5/232 (2006.01)

H04N 21/262 (2006.01)

H04N 21/472 (2006.01)





(19) **United States**

(12) **Patent Application Publication**
PULITZER et al.

(10) **Pub. No.: US 2018/0166177 A1**

(43) **Pub. Date: Jun. 14, 2018**

(54) **SYSTEM AND METHOD FOR INITIATING
TELEMEDICINE CONFERENCE USING
SELF-DIAGNOSTIC TEST**

G06Q 40/08 (2006.01)
H04W 4/16 (2006.01)

(52) **U.S. Cl.**

CPC *G16H 80/00* (2018.01); *G16H 30/20*
(2018.01); *H04M 3/56* (2013.01); *H04W 4/16*
(2013.01); *G06Q 40/08* (2013.01)

(71) Applicant: **RELIANT IMMUNE
DIAGNOSTICS, LLC**, Austin, TX
(US)

(72) Inventors: **JOVAN HUTTON PULITZER**,
FRISCO, TX (US); **HENRY JOSEPH
LEGERE, III**, AUSTIN, TX (US)

(57)

ABSTRACT

A method for initiating a telemedicine conference on a mobile device is provided. The method comprises receiving diagnostic test results in response to a diagnostic test, determining if the diagnostic test results include a positive result, storing the diagnostic test results on a server disposed on a network, presenting, if the diagnostic test results are positive, a telemedicine initiation option on a screen of the mobile device, determining whether the telemedicine initiation option is selected, sending the diagnostic test results from the server to the telemedicine provider, sending additional medical history information to the telemedicine provider, and initiating a telemedicine conference with the telemedicine provider.

(21) Appl. No.: **15/842,743**

(22) Filed: **Dec. 14, 2017**

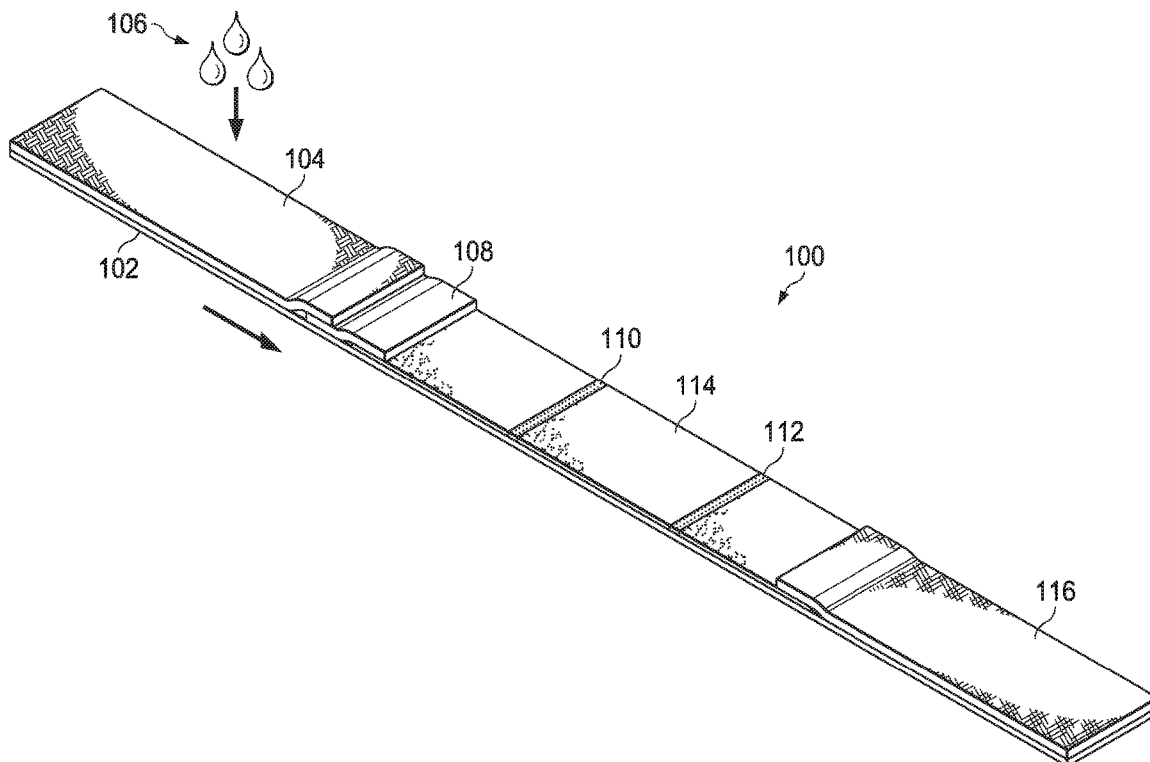
Related U.S. Application Data

(60) Provisional application No. 62/434,313, filed on Dec. 14, 2016.

Publication Classification

(51) **Int. Cl.**

G16H 80/00 (2006.01)
G16H 30/20 (2006.01)





(19) **United States**

(12) **Patent Application Publication**
Pulitzer et al.

(10) **Pub. No.: US 2018/0166171 A1**
(43) **Pub. Date: Jun. 14, 2018**

(54) **SYSTEM AND METHOD FOR HANDLING
DIAGNOSTIC TEST RESULTS TO
TELEMEDICINE PROVIDER**

Publication Classification

(71) Applicant: **RELIANT IMMUNE
DIAGNOSTICS, LLC, Austin, TX
(US)**

(51) **Int. Cl.**
G16H 50/20 (2006.01)
G16H 10/60 (2006.01)
G16H 80/00 (2006.01)
(52) **U.S. Cl.**
CPC **G16H 50/20** (2018.01); **G16H 80/00**
(2018.01); **G16H 10/60** (2018.01)

(72) Inventors: **Jovan Hutton Pulitzer, Frisco, TX
(US); Henry Joseph Legere, III,
Austin, TX (US)**

(57) **ABSTRACT**

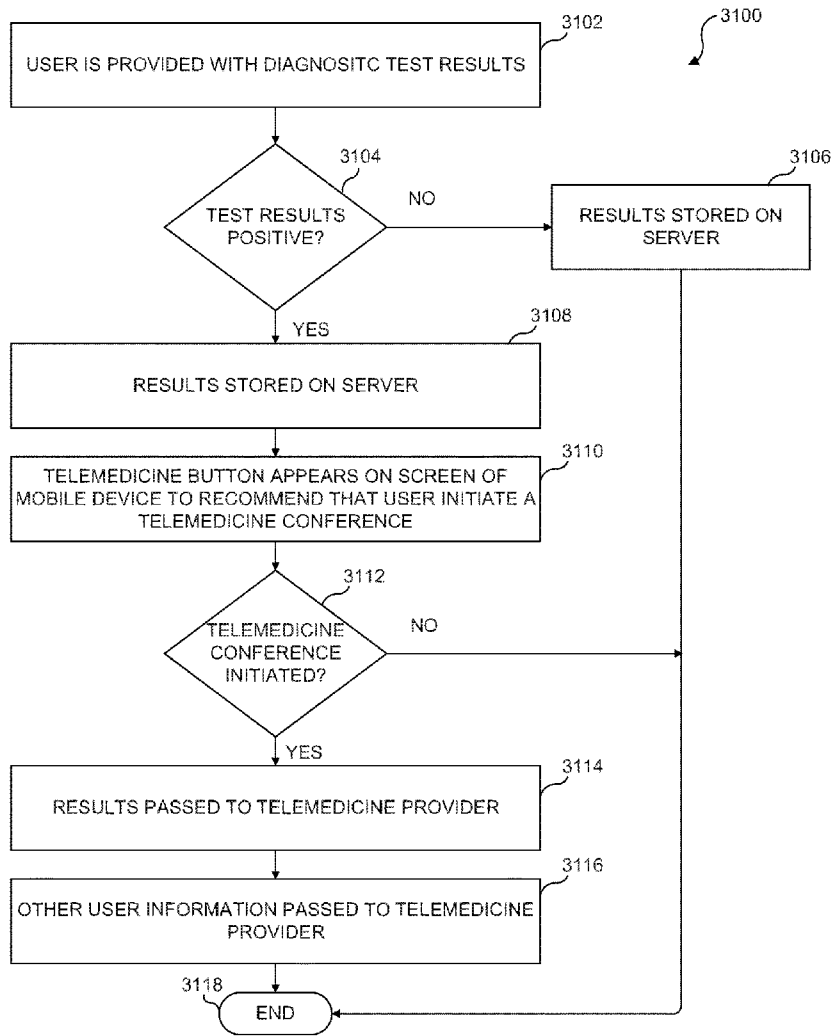
(21) Appl. No.: **15/842,512**

A method for handing off diagnostic test results to a telemedicine provider is provided. The method comprises receiving diagnostic test results in response to a diagnostic test, determining if the diagnostic test results include a positive result, storing the diagnostic test results on a server disposed on a network, sending the diagnostic test results from the server to the telemedicine provider, sending additional medical history information to the telemedicine provider, and initiating a telemedicine conference with the telemedicine provider.

(22) Filed: **Dec. 14, 2017**

Related U.S. Application Data

(60) Provisional application No. 62/434,311, filed on Dec. 14, 2016.





US 20190318139A1

(19) **United States**

(12) **Patent Application Publication**
PULITZER et al.

(10) **Pub. No.: US 2019/0318139 A1**

(43) **Pub. Date: Oct. 17, 2019**

(54) **SYSTEM AND METHOD FOR AUDIOVISUAL RESPONSE TO RETAIL DIAGNOSTIC PRODUCT**

G01N 33/543 (2006.01)

G01N 33/558 (2006.01)

G06K 9/46 (2006.01)

G06K 9/22 (2006.01)

G01N 33/533 (2006.01)

(71) Applicant: **RELIANT IMMUNE DIAGNOSTICS, INC.**, Austin, TX (US)

(52) **U.S. Cl.**

CPC *G06K 7/10722* (2013.01); *G06K 9/3216*

(2013.01); *G06K 9/00671* (2013.01); *G06K*

7/1417 (2013.01); *G06K 7/1413* (2013.01);

G01N 33/54386 (2013.01); *G06K 9/183*

(2013.01); *G01N 33/558* (2013.01); *G06K*

9/4652 (2013.01); *G06K 9/22* (2013.01);

G01N 33/533 (2013.01); *G06K 9/00979*

(2013.01); *G06K 9/00127* (2013.01)

(72) Inventors: **JOVAN HUTTON PULITZER**, FRISCO, TX (US); **HENRY JOSEPH LEGERE, III**, AUSTIN, TX (US)

(21) Appl. No.: **16/451,989**

(22) Filed: **Jun. 25, 2019**

Related U.S. Application Data

(63) Continuation of application No. 15/842,711, filed on Dec. 14, 2017, now Pat. No. 10,331,924.

(60) Provisional application No. 62/434,270, filed on Dec. 14, 2016.

Publication Classification

(51) **Int. Cl.**

G06K 7/10 (2006.01)

G06K 9/32 (2006.01)

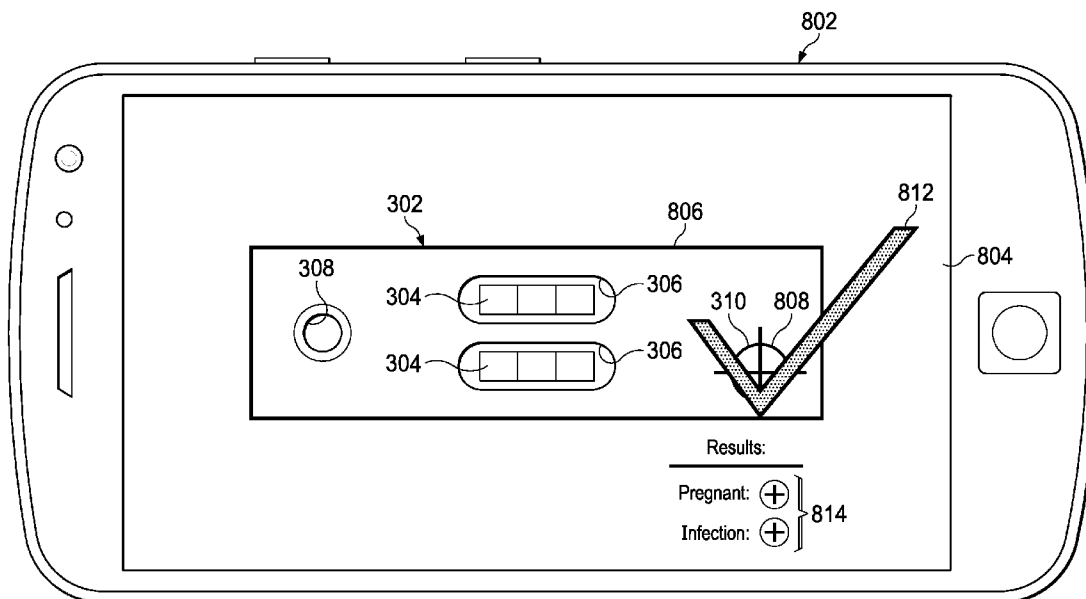
G06K 9/00 (2006.01)

G06K 7/14 (2006.01)

(57)

ABSTRACT

A system and method are provided for presenting self-diagnostic test instructions in the form of audiovisual messages. The system and method include collecting by a user of a testing device a biologic sample for use with a testing device, assigning correlative values as test results, and receiving the test results at a server disposed on a network. Some aspects of the system and method present test instructions to the user in the form of audiovisual messages. The audiovisual messages are provided to the user as a response to an interaction with a retail diagnostic product. In some aspects, the complete audiovisual message is presented before the user may complete a self-diagnostic test.





US 20180166155A1

(19) **United States**

(12) **Patent Application Publication**
PULITZER et al.

(10) **Pub. No.: US 2018/0166155 A1**

(43) **Pub. Date: Jun. 14, 2018**

(54) **SYSTEM AND METHOD FOR CORRELATING RETAIL TESTING PRODUCT TO MEDICAL DIAGNOSTIC CODE**

G01N 33/487 (2006.01)
G01N 21/84 (2006.01)

(52) **U.S. Cl.**
CPC *G16H 10/40* (2018.01); *G16H 50/20* (2018.01); *G16H 70/40* (2018.01); *G06F 17/30557* (2013.01); *G01N 33/48771* (2013.01); *G01N 21/8483* (2013.01); *G06T 7/0012* (2013.01)

(71) Applicant: **RELIANT IMMUNE DIAGNOSTICS, LLC, AUSTIN, TX (US)**

(72) Inventors: **JOVAN HUTTON PULITZER, FRISCO, TX (US); HENRY JOSEPH LEGERE, III, AUSTIN, TX (US)**

(57) **ABSTRACT**

A method for correlating a retail testing product to medical codes is provided. The method comprises receiving a diagnostic test identifier at a server disposed on a network, retrieving a first medical code from a database, wherein the first medical code is associated with the diagnostic test identifier and the retail testing product, processing an image of the retail testing product to determine results of the test, retrieving a second medical code from the database, wherein the second medical code is associated with the test results, determining a recommended pharmaceutical product useful in treatment of at least one medical condition associated with the retail testing product, retrieving a third medical code from the database, where the third medical code is associated with the recommended pharmaceutical product, and transmitting the first medical code, the second medical code, and the third medical code to a healthcare entity.

(21) Appl. No.: **15/842,280**

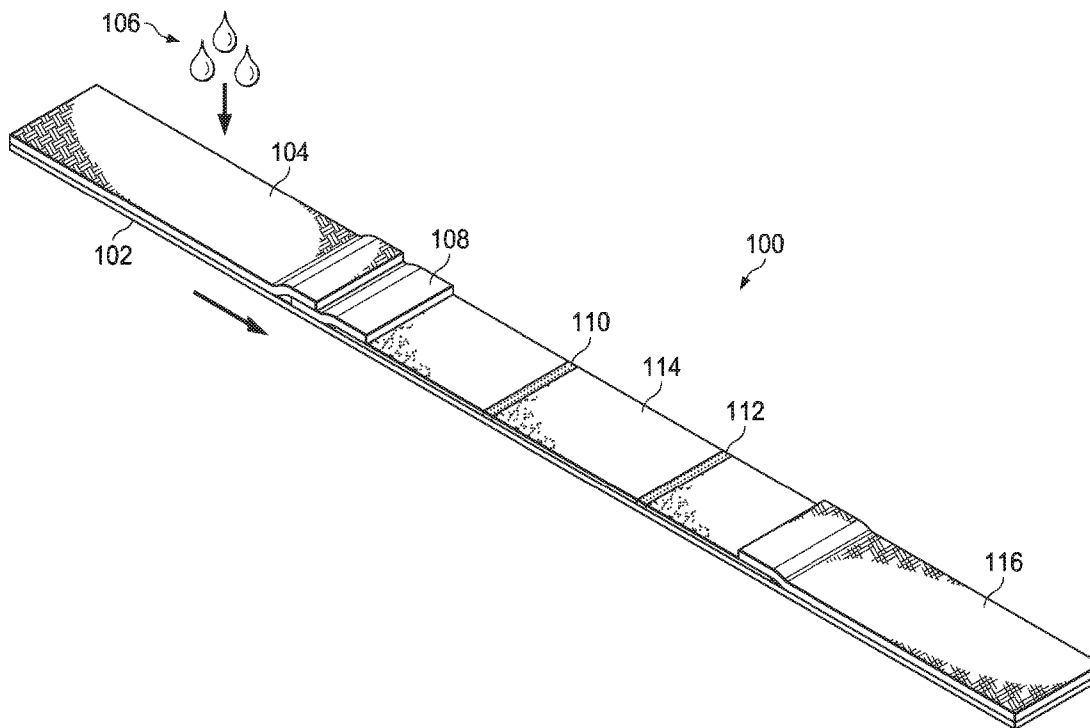
(22) Filed: **Dec. 14, 2017**

Related U.S. Application Data

(60) Provisional application No. 62/434,307, filed on Dec. 14, 2016.

Publication Classification

(51) **Int. Cl.**
G16H 10/40 (2006.01)
G16H 50/20 (2006.01)
G16H 70/40 (2006.01)
G06T 7/00 (2006.01)





US 20180164222A1

(19) **United States**

(12) **Patent Application Publication**
PULITZER et al.

(10) **Pub. No.: US 2018/0164222 A1**

(43) **Pub. Date: Jun. 14, 2018**

(54) **SYSTEM AND METHOD FOR VISUAL TRIGGER TO PERFORM DIAGNOSTIC TEST**

Publication Classification

(51) **Int. Cl.**
G01N 21/84 (2006.01)
G01N 33/543 (2006.01)
G06T 7/00 (2006.01)
(52) **U.S. Cl.**
CPC *G01N 21/8483* (2013.01); *G06T 7/0012* (2013.01); *G01N 33/54386* (2013.01)

(71) Applicant: **RELIANT IMMUNE DIAGNOSTICS, LLC**, Austin, TX (US)

(72) Inventors: **JOVAN HUTTON PULITZER**, FRISCO, TX (US); **HENRY JOSEPH LEGERE, III**, AUSTIN, TX (US)

(57) **ABSTRACT**

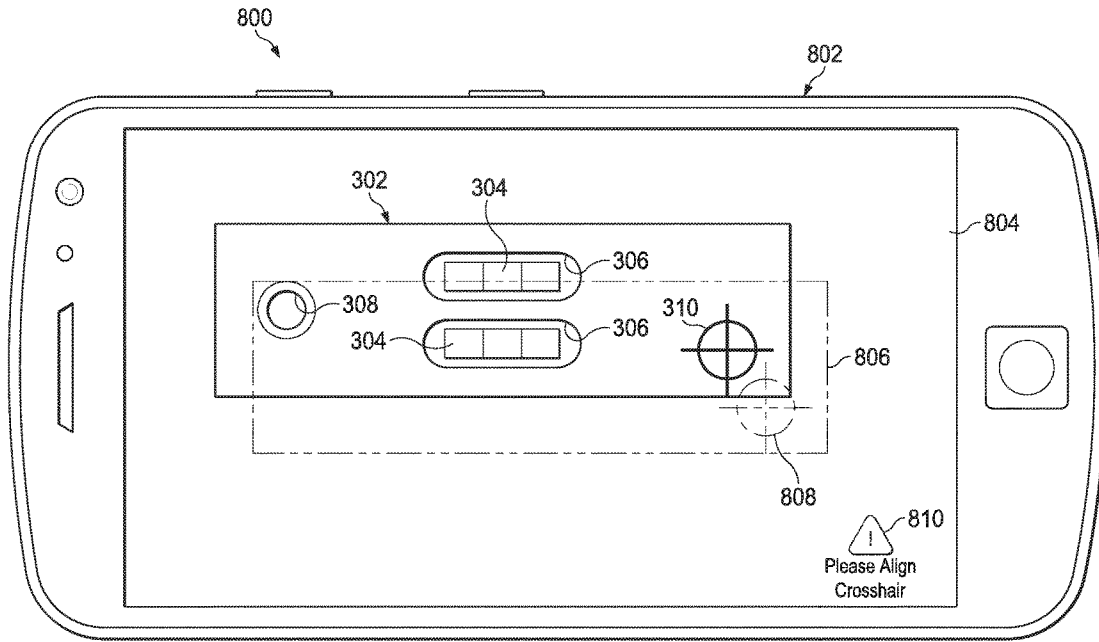
A method for performing a diagnostic test comprises generating a first visual trigger on a display screen of a mobile device responsive to activation of an application on the mobile device. An image of a diagnostic test presently viewed by a camera incorporated with the mobile device is displayed on the display screen of the mobile device. The diagnostic test has a second visual trigger thereon. The image and the first visual trigger are displayed on the display screen at a same time. An image is captured by the application of the diagnostic test responsive to alignment of the first visual trigger with the second visual trigger on the display screen of the mobile device. The captured image is processed to provide test results for the diagnostic test.

(21) Appl. No.: **15/842,749**

(22) Filed: **Dec. 14, 2017**

Related U.S. Application Data

(60) Provisional application No. 62/434,306, filed on Dec. 14, 2016.





US 20180107790A1

(19) **United States**

(12) **Patent Application Publication**
PULITZER et al.

(10) **Pub. No.: US 2018/0107790 A1**

(43) **Pub. Date: Apr. 19, 2018**

(54) **SYSTEM AND METHOD FOR VARIABLE FUNCTION MOBILE APPLICATION FOR PROVIDING MEDICAL TEST RESULTS**

(52) **U.S. CI.**
CPC **G06F 19/321** (2013.01); **G01N 33/538** (2013.01); **G06T 7/0012** (2013.01); **G06F 19/345** (2013.01); **G06F 19/322** (2013.01); **G06F 19/366** (2013.01)

(71) Applicant: **RELIANT IMMUNE DIAGNOSTICS, LLC, AUSTIN, TX (US)**

(72) Inventors: **JOVAN HUTTON PULITZER, FRISCO, TX (US); HENRY JOSEPH LEGERE, III, AUSTIN, TX (US)**

(57) **ABSTRACT**

(21) Appl. No.: **15/804,986**

(22) Filed: **Nov. 6, 2017**

Related U.S. Application Data

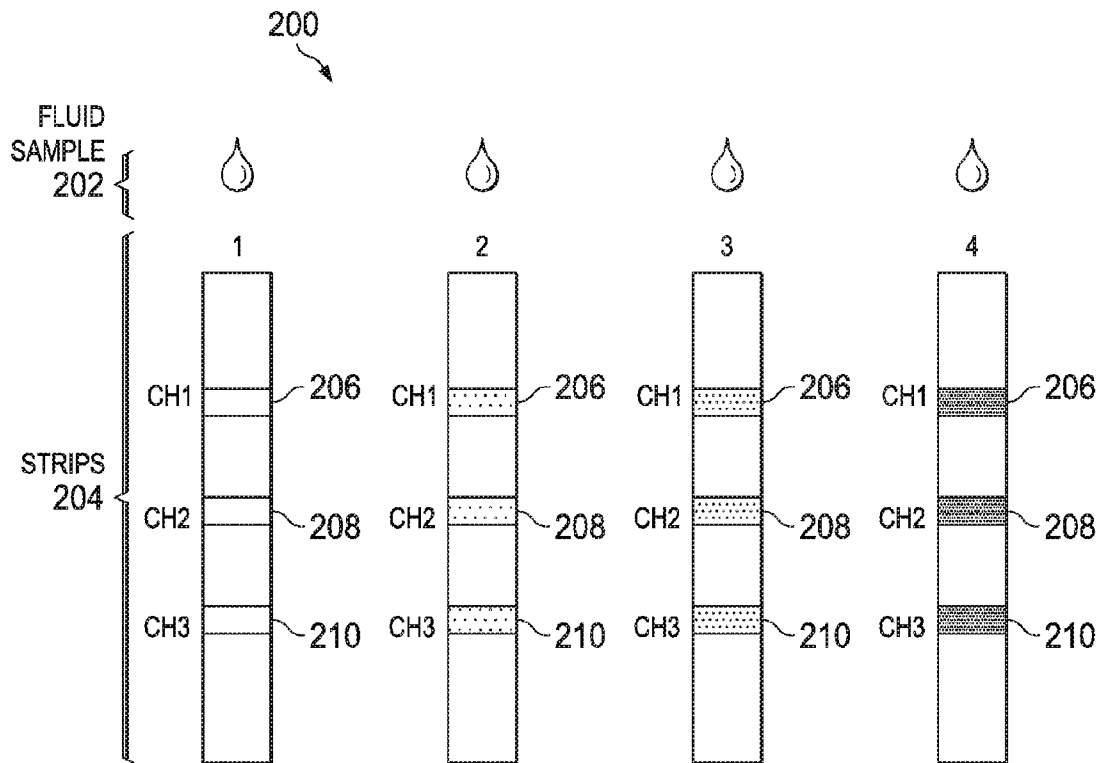
(63) Continuation-in-part of application No. 15/295,398, filed on Oct. 17, 2016, now Pat. No. 9,857,373.

(60) Provisional application No. 62/419,380, filed on Nov. 8, 2016.

Publication Classification

(51) **Int. Cl.**
G06F 19/00 (2006.01)
G01N 33/538 (2006.01)

A method for providing variable function medical tests, comprising providing by a mobile device application a plurality of selectable medical test functions, receiving information from the mobile device application regarding test results from a test performed using a testing device, wherein the testing device includes an alignment target disposed on the testing device and a plurality of immunoassay test strips receiving at the server an image of the testing device from the mobile device application, determining by the server RGB values for a plurality of pixels of the image, normalizing by the server the RGB values into a single value, comparing by the server the single value to a control value stored on the server, and providing by the server a risk indicator, wherein the risk indicator indicates a likelihood of a presence of a medical condition.





US 20180107789A1

(19) **United States**

(12) **Patent Application Publication**
PULITZER et al.

(10) **Pub. No.: US 2018/0107789 A1**

(43) **Pub. Date: Apr. 19, 2018**

(54) **SYSTEM AND METHOD FOR IMAGE ANALYSIS OF MEDICAL TEST RESULTS**

Publication Classification

(71) Applicant: **RELIANT IMMUNE DIAGNOSTICS, LLC**, Austin, TX (US)

(51) **Int. Cl.**
G06F 19/00 (2006.01)
G01N 33/538 (2006.01)
(52) **U.S. Cl.**
CPC **G06F 19/321** (2013.01); **G06T 7/0012** (2013.01); **G06F 19/366** (2013.01); **G01N 33/538** (2013.01)

(72) Inventors: **JOVAN HUTTON PULITZER**, FRISCO, TX (US); **HENRY JOSEPH LEGERE, III**, AUSTIN, TX (US)

(57) **ABSTRACT**

(21) Appl. No.: **15/804,983**

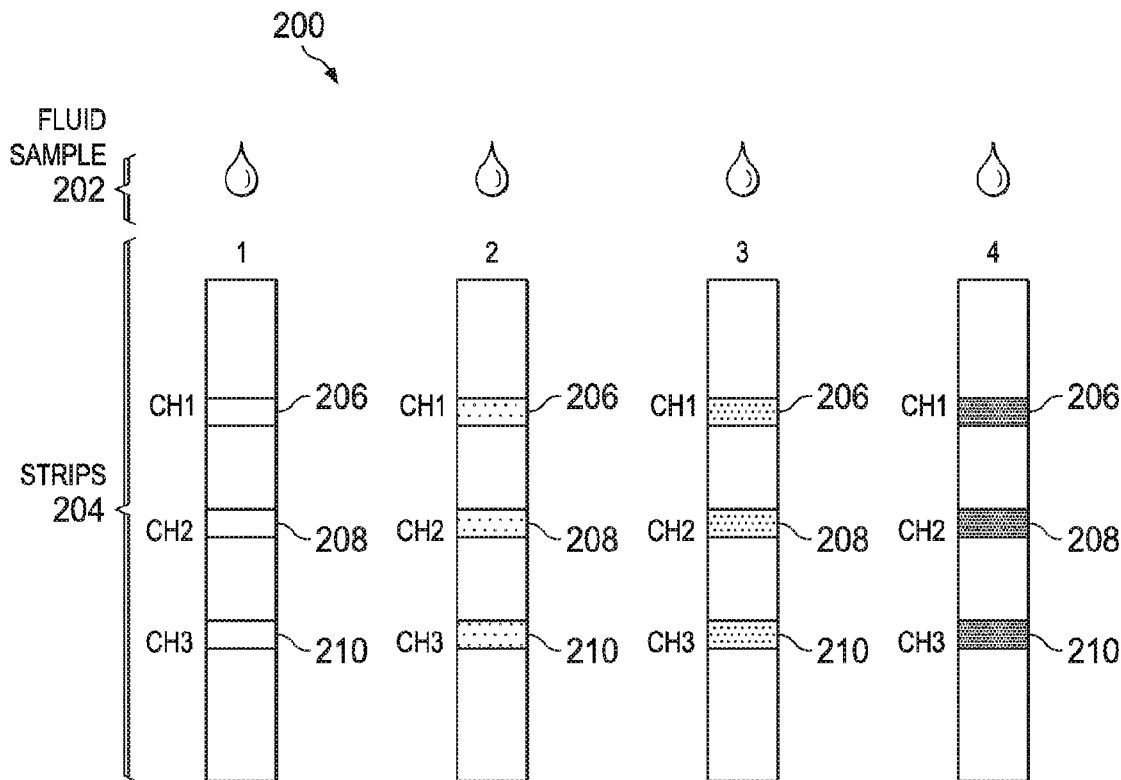
A method for image analysis of medical test results, comprising receiving, at a server, information from a mobile device regarding test results from a test performed using a testing device, wherein the testing device includes an alignment target disposed on the testing device and a plurality of immunoassay test strips, receiving at the server an image of the testing device from the mobile device, determining by the server RGB values for a plurality of pixels of the image, normalizing by the server the RGB values into a single value, comparing by the server the single value to a control value stored on the server, and providing by the server a risk indicator, wherein the risk indicator indicates a likelihood of a presence of a medical condition.

(22) Filed: **Nov. 6, 2017**

Related U.S. Application Data

(63) Continuation-in-part of application No. 15/295,398, filed on Oct. 17, 2016, now Pat. No. 9,857,373.

(60) Provisional application No. 62/419,379, filed on Nov. 8, 2016.





US 20180106804A1

(19) **United States**

(12) **Patent Application Publication**
PULITZER et al.

(10) **Pub. No.: US 2018/0106804 A1**

(43) **Pub. Date: Apr. 19, 2018**

(54) **SYSTEM AND METHOD FOR IMMEDIATE HEALTH ASSESSMENT RESPONSE SYSTEM**

G01N 33/68 (2006.01)

G01N 33/558 (2006.01)

(71) Applicant: **Reliant Immune Diagnostics, LLC**,
Austin, TX (US)

(52) **U.S. Cl.**

CPC *G01N 33/56983* (2013.01); *G06T 7/0014* (2013.01); *G06K 9/3216* (2013.01); *G01N 35/00009* (2013.01); *G01N 2035/00881* (2013.01); *G01N 33/54366* (2013.01); *G01N 33/6893* (2013.01); *G01N 33/689* (2013.01); *G01N 33/558* (2013.01); *G01N 35/00871* (2013.01)

(72) Inventors: **JOVAN HUTTON PULITZER**,
FRISCO, TX (US); **HENRY JOSEPH
LEGERE, III**, AUSTIN, TX (US)

(21) Appl. No.: **15/786,191**

(22) Filed: **Oct. 17, 2017**

(57)

ABSTRACT

An immediate health assessment response system, comprising a testing device having thereon an alignment target and having a plurality of immunoassay test strips, the plurality of immunoassay test strips each including a sample pad capable of receiving a biologic sample, and a server configured to receive information from a mobile device regarding test results from a test performed using the testing device, receive an image from a mobile device, process the image to determine results based on pixel count and line intensity of the test line of each of the plurality of immunoassay test strips, compare the results of processing the image to a control for each test line of each of the plurality of immunoassay test strips, and provide a risk indicator, wherein the risk indicator alerts a user to seek medical attention immediately.

Related U.S. Application Data

(63) Continuation of application No. 15/295,353, filed on Oct. 17, 2016, now Pat. No. 9,857,372.

(60) Provisional application No. 62/409,089, filed on Oct. 17, 2016.

Publication Classification

(51) **Int. Cl.**

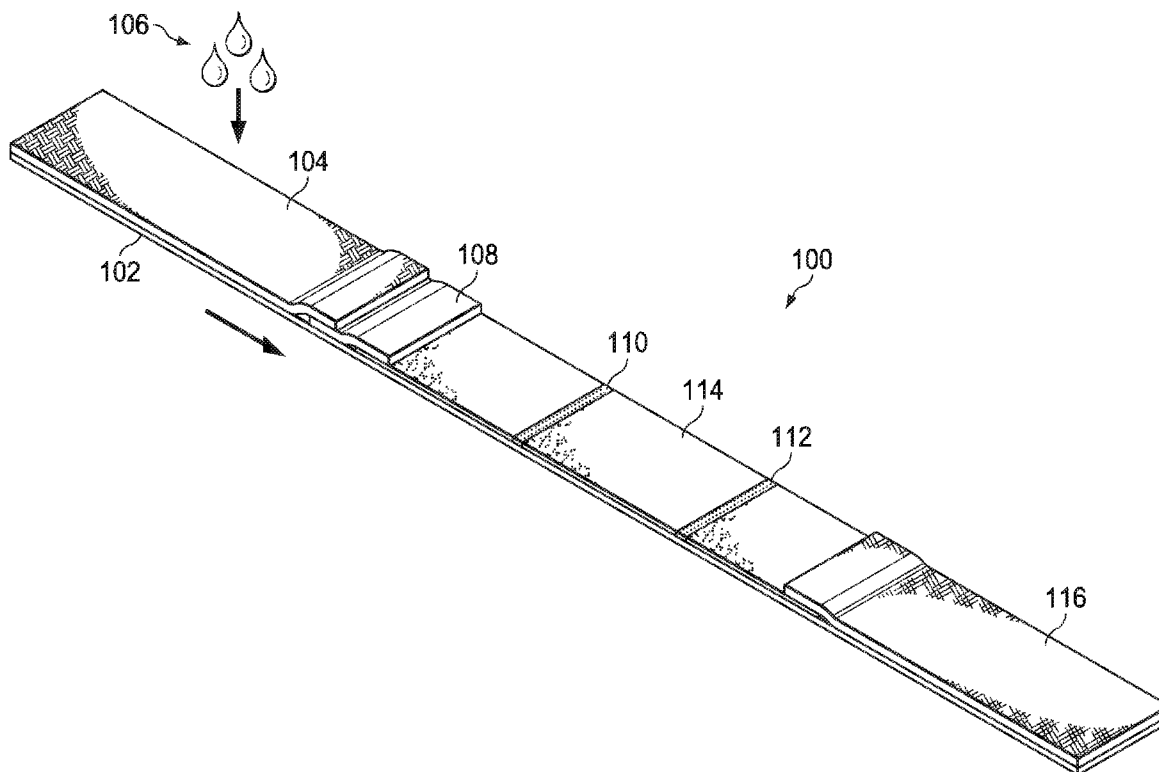
G01N 33/569 (2006.01)

G06T 7/00 (2006.01)

G06K 9/32 (2006.01)

G01N 35/00 (2006.01)

G01N 33/543 (2006.01)





US 20180106803A1

(19) **United States**

(12) **Patent Application Publication**
PULITZER et al.

(10) **Pub. No.: US 2018/0106803 A1**

(43) **Pub. Date: Apr. 19, 2018**

(54) **SYSTEM AND METHOD FOR COLLECTION AND DISSEMINATION OF BIOLOGIC SAMPLE TEST RESULTS DATA**

G01N 33/68 (2006.01)

G01N 33/558 (2006.01)

(52) **U.S. Cl.**

CPC *G01N 33/56983* (2013.01); *G06T 7/0014* (2013.01); *G06K 9/3216* (2013.01); *G01N 35/00009* (2013.01); *G01N 2035/00881* (2013.01); *G01N 33/54366* (2013.01); *G01N 33/6893* (2013.01); *G01N 33/689* (2013.01); *G01N 33/558* (2013.01); *G01N 35/00871* (2013.01)

(71) Applicant: **Reliant Immune Diagnostics, LLC**,
Austin, TX (US)

(72) Inventors: **JOVAN HUTTON PULITZER**,
FRISCO, TX (US); **HENRY JOSEPH
LEGERE, III**, AUSTIN, TX (US)

(21) Appl. No.: **15/786,139**

(22) Filed: **Oct. 17, 2017**

Related U.S. Application Data

(63) Continuation of application No. 15/295,353, filed on Oct. 17, 2016, now Pat. No. 9,857,372.

(60) Provisional application No. 62/409,077, filed on Oct. 17, 2016.

Publication Classification

(51) **Int. Cl.**

G01N 33/569 (2006.01)

G06T 7/00 (2006.01)

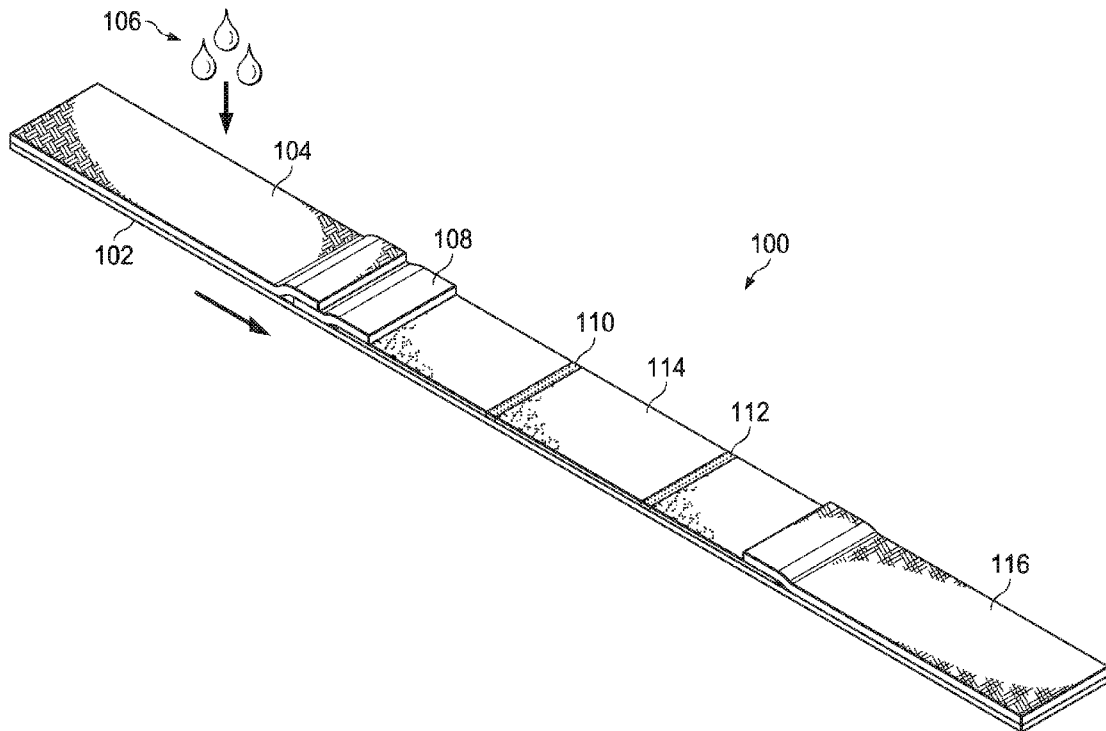
G06K 9/32 (2006.01)

G01N 35/00 (2006.01)

G01N 33/543 (2006.01)

(57) **ABSTRACT**

A method for collection and dissemination of biologic data, comprising collecting at least one biologic sample by a testing device including thereon an alignment target and including a plurality of immunoassay test strips, wherein the at least one biologic sample contacts a sample pad on at least one of the plurality of immunoassay test strips, assigning correlative values as test results, wherein each test performed on the biologic sample is assigned a different correlative value, receiving the test results at a server disposed on a network, wherein the server has configured thereon a database, assigning a unique identification to the biologic sample, storing the unique identification in the database, storing the test results in the database in association with the unique identification of the biologic sample, and providing access to the database to healthcare organizations for analysis of the test results.





US 20180106789A1

(19) **United States**

(12) **Patent Application Publication**
PULITZER et al.

(10) **Pub. No.: US 2018/0106789 A1**

(43) **Pub. Date: Apr. 19, 2018**

(54) **SYSTEM AND METHOD FOR VARIABLE FUNCTION MOBILE APPLICATION FOR PROVIDING MEDICAL TEST RESULTS USING VISUAL INDICIA TO DETERMINE MEDICAL TEST FUNCTION TYPE**

G01N 33/569 (2006.01)

G06T 7/90 (2006.01)

(52) **U.S. Cl.**

CPC *G01N 33/5302* (2013.01); *G01N 33/543* (2013.01); *G06T 2207/30004* (2013.01); *G06T 7/90* (2017.01); *G01N 33/56983* (2013.01)

(71) Applicant: **RELIANT IMMUNE DIAGNOSTICS, LLC**, Austin, TX (US)

(72) Inventors: **JOVAN HUTTON PULITZER**, FRISCO, TX (US); **HENRY JOSEPH LEGERE, III**, AUSTIN, TX (US)

(57) **ABSTRACT**

A method for image analysis of medical test results, comprising receiving information from a mobile device application regarding a test performed using a testing device, wherein the testing device includes a plurality of immunoassay test strips and at least one test function indicator on a surface thereof, wherein the mobile device application is configured to recognize the at least one test function indicator to trigger performance of one or more of the plurality of medical test functions, receiving at the server an image of the testing device from the mobile device application, determining by the server RGB values for a plurality of pixels of the image, normalizing by the server the RGB values into a single value, comparing the single value to a control value, and providing by the server a risk indicator, wherein the risk indicator indicates a likelihood of a presence of a medical condition.

(21) Appl. No.: **15/804,990**

(22) Filed: **Nov. 6, 2017**

Related U.S. Application Data

(63) Continuation-in-part of application No. 15/295,398, filed on Oct. 17, 2016, now Pat. No. 9,857,373.

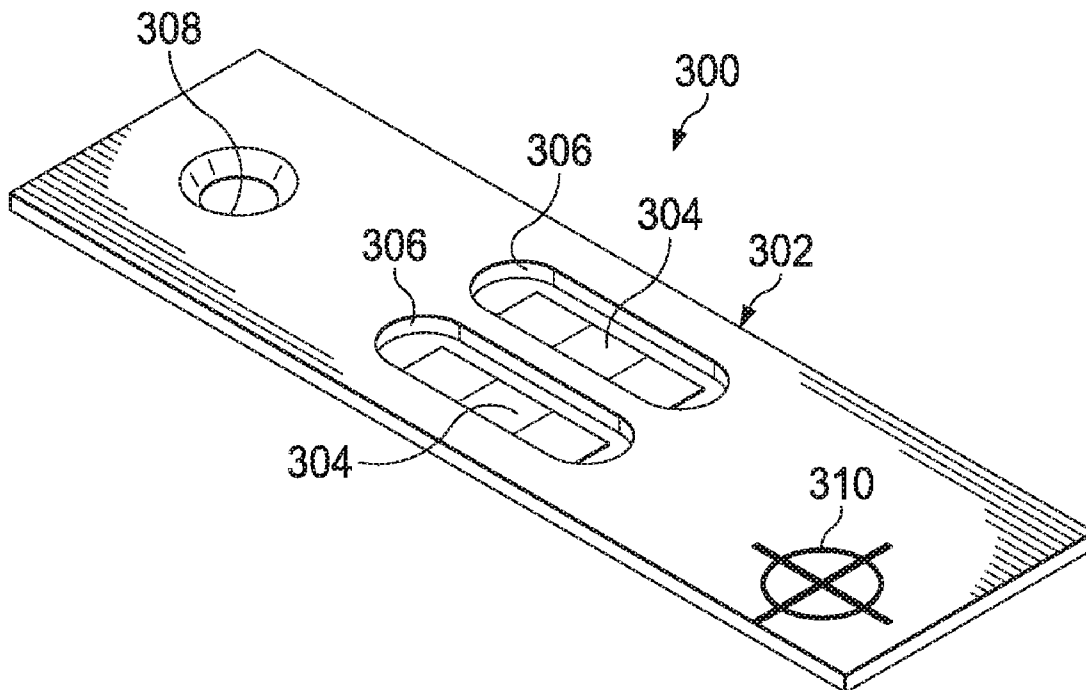
(60) Provisional application No. 62/419,382, filed on Nov. 8, 2016.

Publication Classification

(51) **Int. Cl.**

G01N 33/53 (2006.01)

G01N 33/543 (2006.01)





US 20170340576A1

(19) **United States**

(12) **Patent Application Publication**
STRADER et al.

(10) **Pub. No.: US 2017/0340576 A1**

(43) **Pub. Date: Nov. 30, 2017**

(54) **METHOD AND APPARATUS FOR COMPLETING PRESCRIPTION FOR ALLERGEN COCKTAIL WITH PATCH**

Publication Classification

(51) **Int. Cl.**
A61K 9/70 (2006.01)
G06F 19/00 (2011.01)
G06Q 30/06 (2012.01)
G06Q 50/22 (2012.01)

(52) **U.S. Cl.**
 CPC *A61K 9/7046* (2013.01); *G06Q 50/22* (2013.01); *G06F 19/326* (2013.01); *G06F 19/328* (2013.01); *G06Q 30/0635* (2013.01)

(71) Applicant: **ROCA MEDICAL LTD.**, LONDON (GB)

(72) Inventors: **JAMES STRADER**, Austin, TX (US);
JOVAN HUTTON PULITZER, FRISCO, TX (US)

(21) Appl. No.: **15/621,798**

(22) Filed: **Jun. 13, 2017**

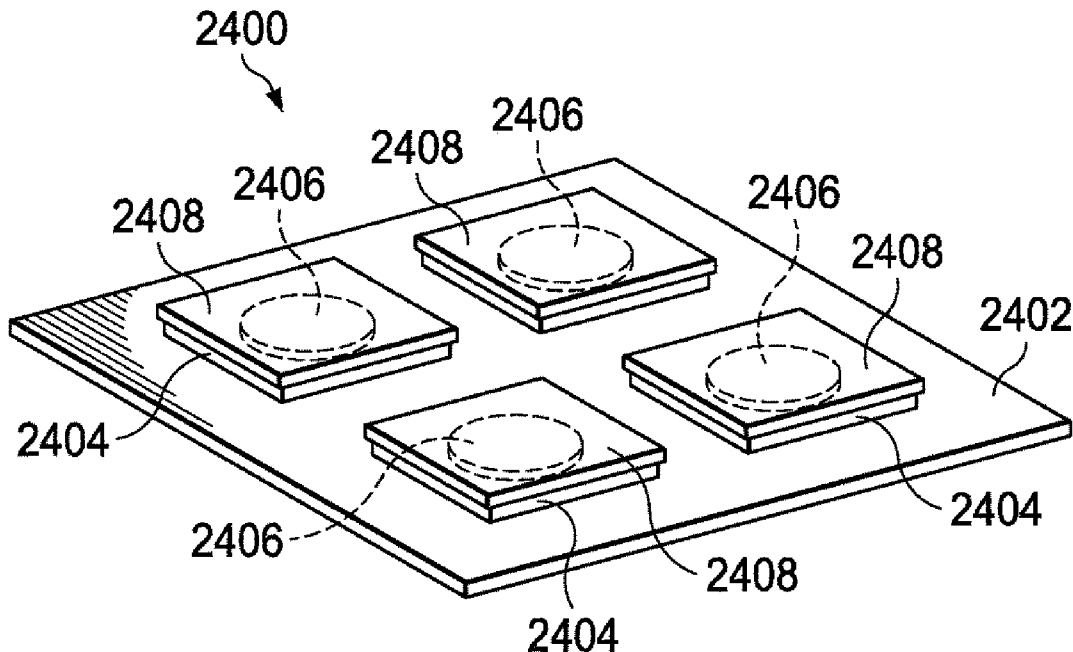
Related U.S. Application Data

(63) Continuation-in-part of application No. 15/235,067, filed on Aug. 11, 2016, which is a continuation-in-part of application No. 15/171,920, filed on Jun. 2, 2016.

(60) Provisional application No. 62/169,787, filed on Jun. 2, 2015, provisional application No. 62/169,785, filed on Jun. 2, 2015, provisional application No. 62/203,819, filed on Aug. 11, 2015, provisional application No. 62/349,626, filed on Jun. 13, 2016, provisional application No. 62/349,626, filed on Jun. 13, 2016.

(57) **ABSTRACT**

A method for creating a multi-antigen patch, comprising providing one or more transdermal patch sheets having a plurality of single dose transdermal patches residing thereon, wherein each one of the plurality of single dose transdermal patches includes an antigen at a particular dilution level disposed within a carrier, removing one or more of the plurality of single dose transdermal patches from the one or more transdermal patch sheets, adhering the one or more of the plurality of single dose transdermal patches to a backing, wherein the backing allows for multiple single dose transdermal patches to be adjacently adhered thereon, and covering the plurality of transdermal patches adhered to the backing with a peelable release liner.





(19) **United States**

(12) **Patent Application Publication**
PULITZER

(10) **Pub. No.: US 2017/0255696 A1**

(43) **Pub. Date: Sep. 7, 2017**

(54) **SYSTEM AND METHOD FOR USING A MOBILE DEVICE AS AN INPUT DEVICE FOR SURVEYS AT A LIVE EVENT**

(71) Applicant: **FEVR TECH LLC, JACKSON, WY (US)**

(72) Inventor: **JOVAN HUTTON PULITZER, FRISCO, TX (US)**

(21) Appl. No.: **15/601,849**

(22) Filed: **May 22, 2017**

Related U.S. Application Data

(63) Continuation-in-part of application No. 15/453,226, filed on Mar. 8, 2017, which is a continuation-in-part of application No. 15/402,738, filed on Jan. 10, 2017, which is a continuation-in-part of application No. 15/360,697, filed on Nov. 23, 2016, which is a continuation-in-part of application No. 15/146,464, filed on May 4, 2016.

(60) Provisional application No. 62/258,988, filed on Nov. 23, 2015, provisional application No. 62/258,982, filed on Nov. 23, 2015, provisional application No. 62/258,983, filed on Nov. 23, 2015, provisional application No. 62/258,985, filed on Nov. 23, 2015, provisional application No. 62/258,987, filed on Nov. 23, 2015, provisional application No. 62/258,994, filed on Nov. 23, 2015, provisional application No. 62/258,996, filed on Nov. 23, 2015, provisional application No. 62/258,989, filed on Nov. 23, 2015, provisional application No. 62/258,997, filed on Nov. 23, 2015, provisional application No. 62/258,982, filed on Nov. 23, 2015, provisional application No. 62/258,983, filed on Nov. 23, 2015, provisional application No. 62/258,985, filed on Nov. 23, 2015, provisional application No. 62/258,987, filed on Nov. 23, 2015, provisional application No. 62/258,988, filed on Nov. 23, 2015, provisional application No. 62/258,990, filed on Nov. 23, 2015, provisional application No. 62/277,888, filed on Jan. 12, 2016, provisional application No. 62/277,941, filed on Jan.

12, 2016, provisional application No. 62/277,903, filed on Jan. 12, 2016, provisional application No. 62/277,914, filed on Jan. 12, 2016, provisional application No. 62/277,917, filed on Jan. 12, 2016, provisional application No. 62/277,943, filed on Jan. 12, 2016, provisional application No. 62/277,918, filed on Jan. 12, 2016, provisional application No. 62/277,270, filed on Jan. 11, 2016, provisional application No. 62/305,345, filed on Mar. 8, 2016, provisional application No. 62/305,354, filed on Mar. 8, 2016, provisional application No. 62/305,349, filed on Mar. 8, 2016, provisional application No. 62/305,408, filed on Mar. 8, 2016, provisional application No. 62/305,417, filed on Mar. 8, 2016, provisional application No. 62/305,420, filed on Mar. 8, 2016, provisional application No. 62/305,427, filed

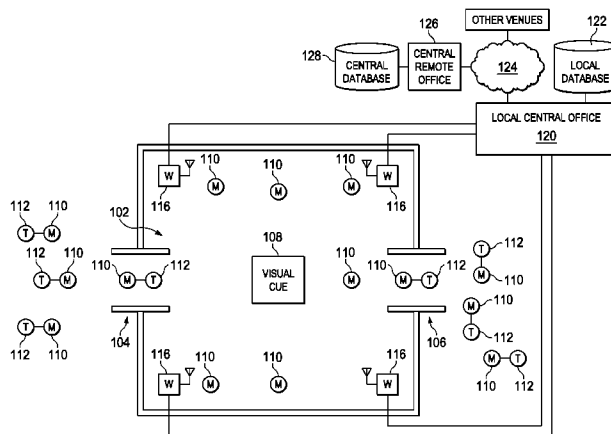
(Continued)

Publication Classification

- (51) **Int. Cl.**
G06F 17/30 (2006.01)
H04W 88/02 (2006.01)
- (52) **U.S. Cl.**
CPC .. **G06F 17/30725** (2013.01); **G06F 17/30023** (2013.01); **H04W 88/02** (2013.01); **G06F 2212/15** (2013.01)

(57) **ABSTRACT**

A method is provided for interacting with audience members in an event, each of the potential attendees having available thereto a unique identifier. The method comprises creating, for an attendee, a unique ID (UID) on a mobile wireless device (MWD) by the steps of inputting to the MWD one of the unique identifiers, combining the obtained unique identifier with a UID time stamp at the time of creation of the UID; receiving with a server on a first wireless channel communications from the MWD; registering the UID at the physical location of the event; generating a visual query; displaying on the MWD response indicators; receiving at the server from the registered attendee a response, to the query over the first wireless channel; and storing in a database on the server the received response in association with the displayed query.





US 20170249651A1

(19) **United States**

(12) **Patent Application Publication**
PULITZER

(10) **Pub. No.: US 2017/0249651 A1**

(43) **Pub. Date: Aug. 31, 2017**

(54) **SYSTEM AND METHOD FOR USING A MOBILE DEVICE AS AN INPUT DEVICE FOR SURVEYS AT A LIVE EVENT**

(71) Applicant: **FEVR TECH LLC, JACKSON, WY (US)**

(72) Inventor: **JOVAN HUTTON PULITZER, FRISCO, TX (US)**

(21) Appl. No.: **15/453,226**

(22) Filed: **Mar. 8, 2017**

Related U.S. Application Data

(63) Continuation-in-part of application No. 15/402,738, filed on Jan. 10, 2017, which is a continuation-in-part of application No. 15/360,697, filed on Nov. 23, 2016, which is a continuation-in-part of application No. 15/146,464, filed on May 4, 2016.

(60) Provisional application No. 62/258,988, filed on Nov. 23, 2015, provisional application No. 62/258,982, filed on Nov. 23, 2015, provisional application No. 62/258,983, filed on Nov. 23, 2015, provisional application No. 62/258,985, filed on Nov. 23, 2015, provisional application No. 62/258,987, filed on Nov. 23, 2015, provisional application No. 62/258,994, filed on Nov. 23, 2015, provisional application No. 62/258,996, filed on Nov. 23, 2015, provisional application No. 62/258,989, filed on Nov. 23, 2015, provisional application No. 62/258,997, filed on Nov. 23, 2015, provisional application No. 62/258,982, filed on Nov. 23, 2015, provisional application No. 62/258,983, filed on Nov. 23, 2015, provisional application No. 62/258,985, filed on Nov. 23, 2015, provisional application No. 62/258,987, filed on Nov. 23, 2015, provisional application No. 62/258,988, filed on Nov. 23, 2015, provisional application No. 62/258,990, filed on Nov. 23, 2015, provisional application No. 62/277,888, filed on Jan. 12, 2016, provisional application No. 62/277,941, filed on Jan. 12, 2016, provisional application No. 62/277,899, filed on Jan. 12, 2016, provisional application No.

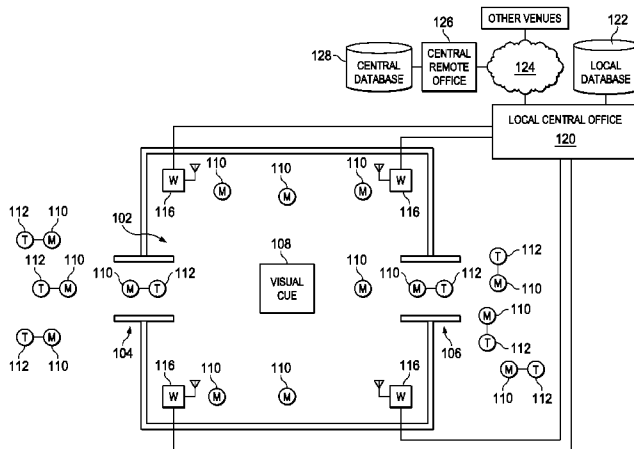
62/277,903, filed on Jan. 12, 2016, provisional application No. 62/277,914, filed on Jan. 12, 2016, provisional application No. 62/277,917, filed on Jan. 12, 2016, provisional application No. 62/277,943, filed on Jan. 12, 2016, provisional application No. 62/277,918, filed on Jan. 12, 2016, provisional application No. 62/277,270, filed on Jan. 11, 2016, provisional application No. 62/305,345, filed on Mar. 8, 2016, provisional application No. 62/305,354, filed on Mar. 8, 2016, provisional application No. 62/305,349, filed on Mar. 8, 2016, provisional application No. 62/305,408, filed on Mar. 8, 2016, provisional application No. 62/305,417, filed on Mar. 8, 2016, provisional application No. 62/305,420, filed on Mar. 8, 2016, provisional application No. 62/305,427, filed on Mar. 8, 2016, provisional application No. 62/305,431, filed on Mar. 8, 2016, provisional application No. 62/316,745, filed on Apr. 1, 2016, provisional application No. 62/319,161, filed on Apr. 6, 2016.

Publication Classification

- (51) **Int. Cl.**
G06Q 30/02 (2006.01)
H04W 4/04 (2006.01)
H04L 12/26 (2006.01)
- (52) **U.S. Cl.**
CPC *G06Q 30/0203* (2013.01); *H04L 43/106* (2013.01); *H04W 4/043* (2013.01)

(57) **ABSTRACT**

A method is provided for interacting with audience members in an event, each of the potential attendees having available thereto a unique identifier. The method comprises creating, for an attendee, a unique ID (UID) on a mobile wireless device (MWD) by the steps of inputting to the MWD one of the unique identifiers, combining the obtained unique identifier with a UID time stamp at the time of creation of the UID; receiving with a server on a first wireless channel communications from the MWD; registering the UID at the physical location of the event; generating a visual query; displaying on the MWD response indicators; receiving at the server from the registered attendee a response, to the query over the first wireless channel; and storing in a database on the server the received response in association with the displayed query.





US 20190172591A1

(19) **United States**

(12) **Patent Application Publication**
PULITZER et al.

(10) **Pub. No.: US 2019/0172591 A1**

(43) **Pub. Date: Jun. 6, 2019**

(54) **DATABASE AND MACHINE LEARNING IN RESPONSE TO PARALLEL SERIAL DUAL MICROFLUIDIC CHIP**

(52) **U.S. Cl.**
CPC *G16H 50/70* (2018.01); *G16H 20/10* (2018.01); *G16H 10/60* (2018.01)

(71) Applicant: **RELIANT IMMUNE DIAGNOSTICS, INC., AUSTIN, TX (US)**

(57) **ABSTRACT**

(72) Inventors: **JOVAN HUTTON PULITZER, FRISCO, TX (US); HENRY JOSEPH LEGERE, III, AUSTIN, TX (US)**

(21) Appl. No.: **16/186,516**

(22) Filed: **Nov. 10, 2018**

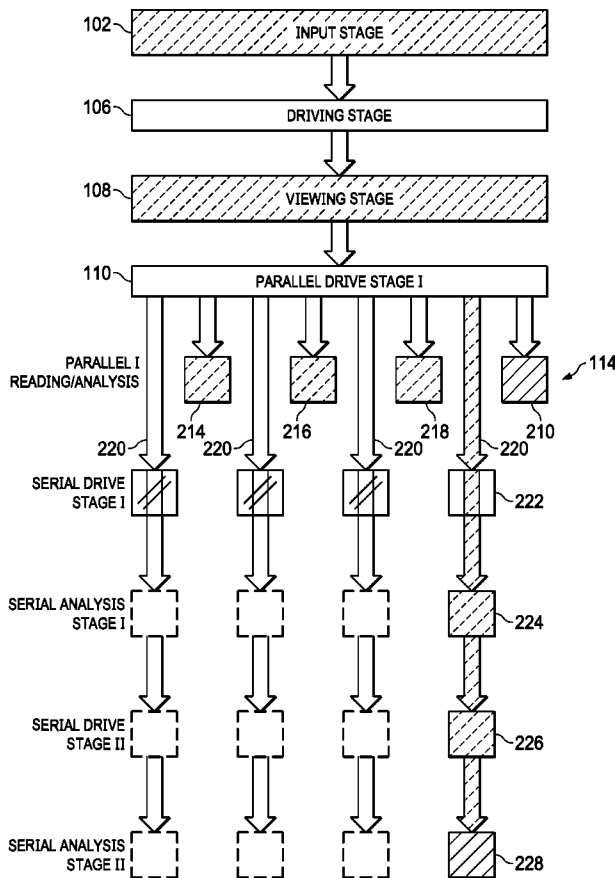
Related U.S. Application Data

(60) Provisional application No. 62/584,678, filed on Nov. 10, 2017.

Publication Classification

(51) **Int. Cl.**
G16H 50/70 (2006.01)
G16H 10/60 (2006.01)
G16H 20/10 (2006.01)

A method for generating medical trends based on medical test results by a server, comprising obtaining results from a first test related to a medical condition of a first patient, obtaining results from a second test related to a medical condition second patient, wherein the results include patient information and efficacy and dosage level information of a medication, comparing the patient information and the test results of the first patient with the patient information and the test results of the second patient, determining that a patient characteristic of the first patient matches a patient characteristic of the second patient, storing a potential trend, receiving a plurality of additional test results, determining that the potential trend is found in the additional test results in an amount that is above a threshold, and altering the potential trend to an active trend.





US 20170224269A1

(19) **United States**

(12) **Patent Application Publication**
STRADER et al.

(10) **Pub. No.: US 2017/0224269 A1**

(43) **Pub. Date: Aug. 10, 2017**

(54) **ANTIGEN REGIONAL TESTING KIT**

(52) **U.S. Cl.**

(71) Applicant: **ROCA MEDICAL LTD.**, LONDON
(GB)

CPC **A61B 5/443** (2013.01); **A61K 49/0006**
(2013.01); **A61B 5/6848** (2013.01)

(72) Inventors: **JAMES STRADER**, AUSTIN, TX
(US); **JOVAN HUTTON PULITZER**,
FRISCO, TX (US)

(57) **ABSTRACT**

(21) Appl. No.: **15/425,863**

A method for administering tests using a regional antigen testing kit is provided. The method comprises providing the regional antigen testing kit, extracting a predetermined amount of concentrated antigen from one of a plurality of concentrated antigens, dispensing the predetermined amount of concentrated antigen into a corresponding one of a plurality of wells, as indicated by visual indicia, repeating the extracting and dispensing steps until a desired number of the plurality of wells contain concentrated antigen, providing a prick tester having a plurality of needles extending thereon, aligning the plurality of needles of the prick tester with the plurality of wells, inserting each of the plurality of needles of the prick tester into one of the plurality of wells, and applying the plurality of needles of the prick tester to the skin of a patient to elicit a potential response.

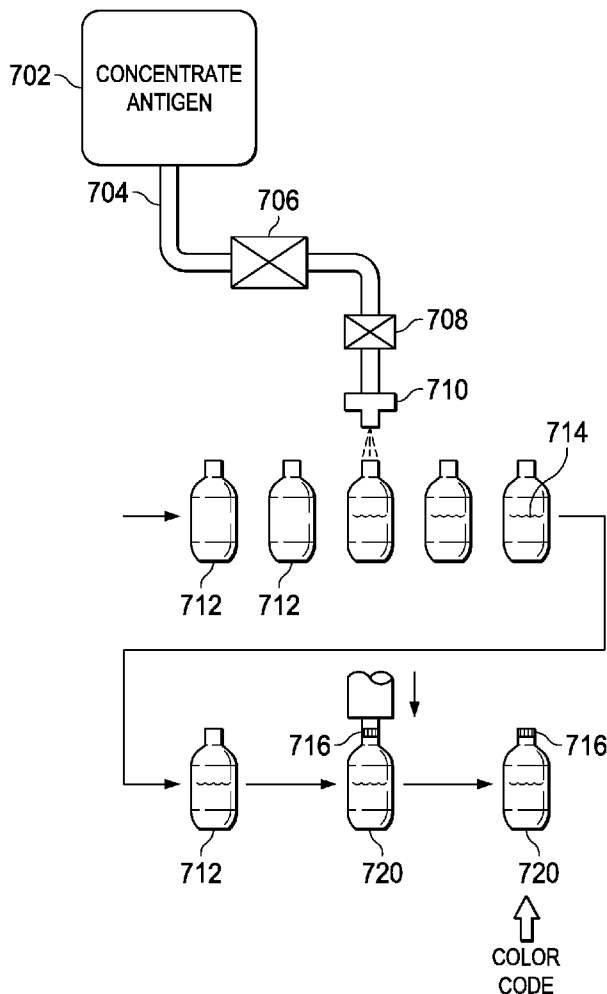
(22) Filed: **Feb. 6, 2017**

Related U.S. Application Data

(60) Provisional application No. 62/291,433, filed on Feb. 4, 2016.

Publication Classification

(51) **Int. Cl.**
A61B 5/00 (2006.01)
A61K 49/00 (2006.01)





(19) **United States**

(12) **Patent Application Publication**
STRADER et al.

(10) **Pub. No.: US 2017/0224267 A1**

(43) **Pub. Date: Aug. 10, 2017**

(54) **PRICK TEST SINGLE USE STERILE VIAL AND METHOD**

B65D 45/16 (2006.01)

B65B 3/00 (2006.01)

B65D 25/10 (2006.01)

B65D 25/20 (2006.01)

(71) Applicant: **ROCA MEDICAL LTD.**, London (GB)

(72) Inventors: **JAMES STRADER**, AUSTIN, TX (US); **JOVAN HUTTON PULITZER**, FRISCO, TX (US)

(52) **U.S. Cl.**

CPC *A61B 5/411* (2013.01); *B65D 25/10* (2013.01); *B65D 25/205* (2013.01); *B65D 45/16* (2013.01); *B65B 3/003* (2013.01); *B65B 7/161* (2013.01)

(21) Appl. No.: **15/428,045**

(22) Filed: **Feb. 8, 2017**

(57)

ABSTRACT

Related U.S. Application Data

(63) Continuation-in-part of application No. 15/425,863, filed on Feb. 6, 2017.

(60) Provisional application No. 62/291,433, filed on Feb. 4, 2016, provisional application No. 62/292,802, filed on Feb. 8, 2016.

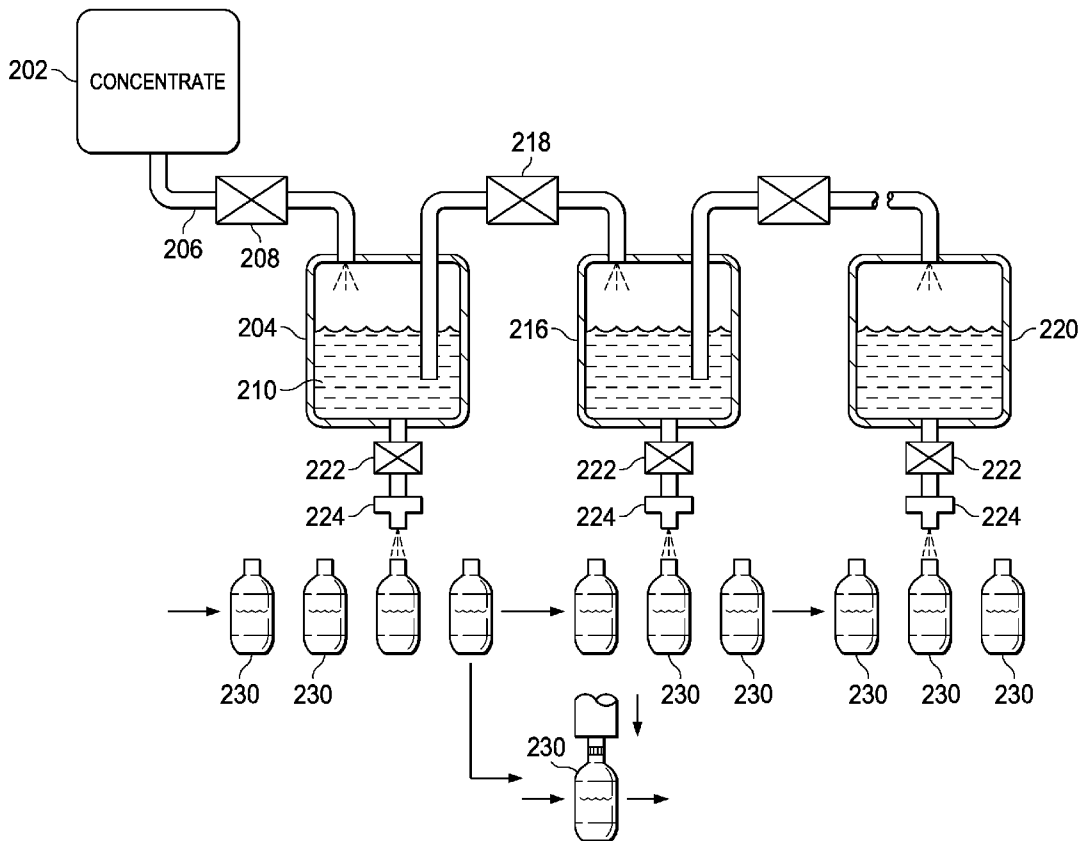
Publication Classification

(51) **Int. Cl.**

A61B 5/00 (2006.01)

B65B 7/16 (2006.01)

A method for producing prick test single use sterile vials for use in a prick test is provided. The method comprises providing at least one allergen source including therewithin allergen extract, providing a plurality of single dose vials, connecting a tube to the at least one allergen source, connecting a metering device to the tube, drawing by the tube an amount of the allergen extract from one of the at least one allergen source, receiving the amount of allergen extract at the metering device, and dispensing by the metering device a volume of allergen extract into one of the plurality of single dose vials.





US 20170164173A1

(19) **United States**

(12) **Patent Application Publication**
PULITZER

(10) **Pub. No.: US 2017/0164173 A1**

(43) **Pub. Date: Jun. 8, 2017**

(54) **SYSTEM AND METHOD FOR USING A MOBILE DEVICE AS AN INPUT DEVICE FOR SURVEYS AT A LIVE EVENT**

(71) Applicant: **FEVR TECH LLC, JACKSON, WY (US)**

(72) Inventor: **JOVAN HUTTON PULITZER, FRISCO, TX (US)**

(21) Appl. No.: **15/402,738**

(22) Filed: **Jan. 10, 2017**

Related U.S. Application Data

(63) Continuation-in-part of application No. 15/360,697, filed on Nov. 23, 2016, which is a continuation-in-part of application No. 15/146,464, filed on May 4, 2016.

(60) Provisional application No. 62/258,988, filed on Nov. 23, 2015, provisional application No. 62/258,982, filed on Nov. 23, 2015, provisional application No. 62/258,983, filed on Nov. 23, 2015, provisional application No. 62/258,985, filed on Nov. 23, 2015, provisional application No. 62/258,987, filed on Nov. 23, 2015, provisional application No. 62/258,994, filed on Nov. 23, 2015, provisional application No. 62/258,996, filed on Nov. 23, 2015, provisional application No. 62/258,989, filed on Nov. 23, 2015, provisional application No. 62/258,997, filed on Nov. 23, 2015, provisional application No. 62/258,982, filed on Nov. 23, 2015, provisional application No. 62/258,983, filed on Nov. 23, 2015, provisional application No. 62/258,985, filed on Nov. 23, 2015, provisional application No. 62/258,987, filed on Nov. 23, 2015, provisional application No. 62/258,988, filed on Nov. 23, 2015, provisional application No. 62/258,990, filed on Nov. 23, 2015, provisional application No. 62/277,888, filed on Jan. 12, 2016,

provisional application No. 62/277,941, filed on Jan. 12, 2016, provisional application No. 62/277,899, filed on Jan. 12, 2016, provisional application No. 62/277,903, filed on Jan. 12, 2016, provisional application No. 62/277,914, filed on Jan. 12, 2016, provisional application No. 62/277,917, filed on Jan. 12, 2016, provisional application No. 62/277,943, filed on Jan. 12, 2016, provisional application No. 62/277,918, filed on Jan. 12, 2016, provisional application No. 62/277,270, filed on Jan. 11, 2016.

Publication Classification

(51) **Int. Cl.**

H04W 4/20 (2006.01)
H04W 60/04 (2006.01)
H04W 4/02 (2006.01)
H04L 29/08 (2006.01)

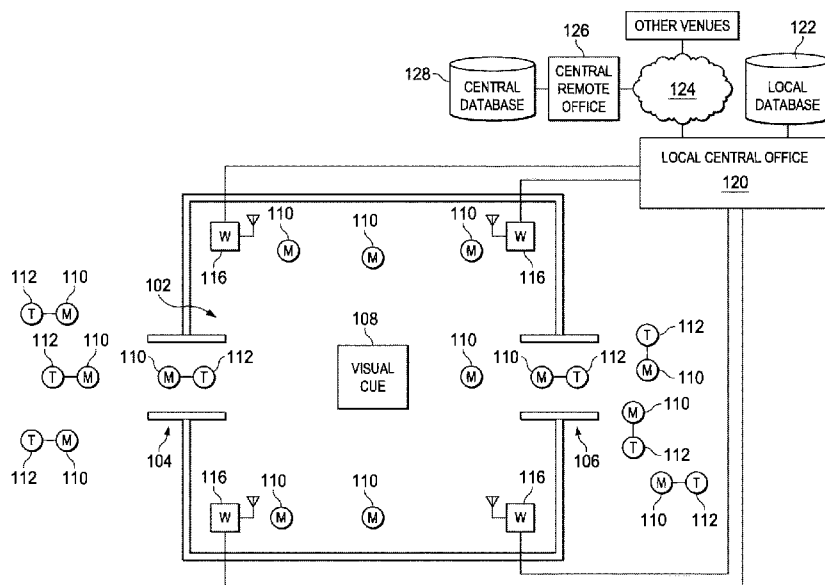
(52) **U.S. Cl.**

CPC **H04W 4/206** (2013.01); **H04L 67/306** (2013.01); **H04W 60/04** (2013.01); **H04W 4/021** (2013.01); **H04W 88/02** (2013.01)

(57)

ABSTRACT

A method is provided for interacting with audience members in an event, each of the potential attendees having available thereto a unique identifier. The method comprises creating, for an attendee, a unique ID (UID) on a mobile wireless device (MWD) by the steps of inputting to the MWD one of the unique identifiers, combining the obtained unique identifier with a UID time stamp at the time of creation of the UID; receiving with a server on a first wireless channel communications from the MWD; registering the UID at the physical location of the event; generating a visual query; displaying on the MWD response indicators; receiving at the server from the registered attendee a response, to the query over the first wireless channel; and storing in a database on the server the received response in association with the displayed query.





US 20170155761A1

(19) **United States**

(12) **Patent Application Publication**
PULITZER

(10) **Pub. No.: US 2017/0155761 A1**

(43) **Pub. Date: Jun. 1, 2017**

(54) **SYSTEM AND METHOD FOR USING A MOBILE DEVICE AS AN INPUT DEVICE FOR SURVEYS AT A LIVE EVENT**

provisional application No. 62/258,983, filed on Nov. 23, 2015, provisional application No. 62/258,985, filed on Nov. 23, 2015, provisional application No. 62/258,987, filed on Nov. 23, 2015.

(71) Applicant: **FEVR TECH LLC, JACKSON, WY (US)**

(72) Inventor: **JOVAN HUTTON PULITZER, FRISCO, TX (US)**

(21) Appl. No.: **15/360,697**

(22) Filed: **Nov. 23, 2016**

Publication Classification

(51) **Int. Cl.**
H04M 3/42 (2006.01)
H04W 4/04 (2006.01)
H04L 29/08 (2006.01)
(52) **U.S. Cl.**
CPC *H04M 3/42357* (2013.01); *H04L 67/306* (2013.01); *H04W 4/043* (2013.01); *H04W 60/00* (2013.01)

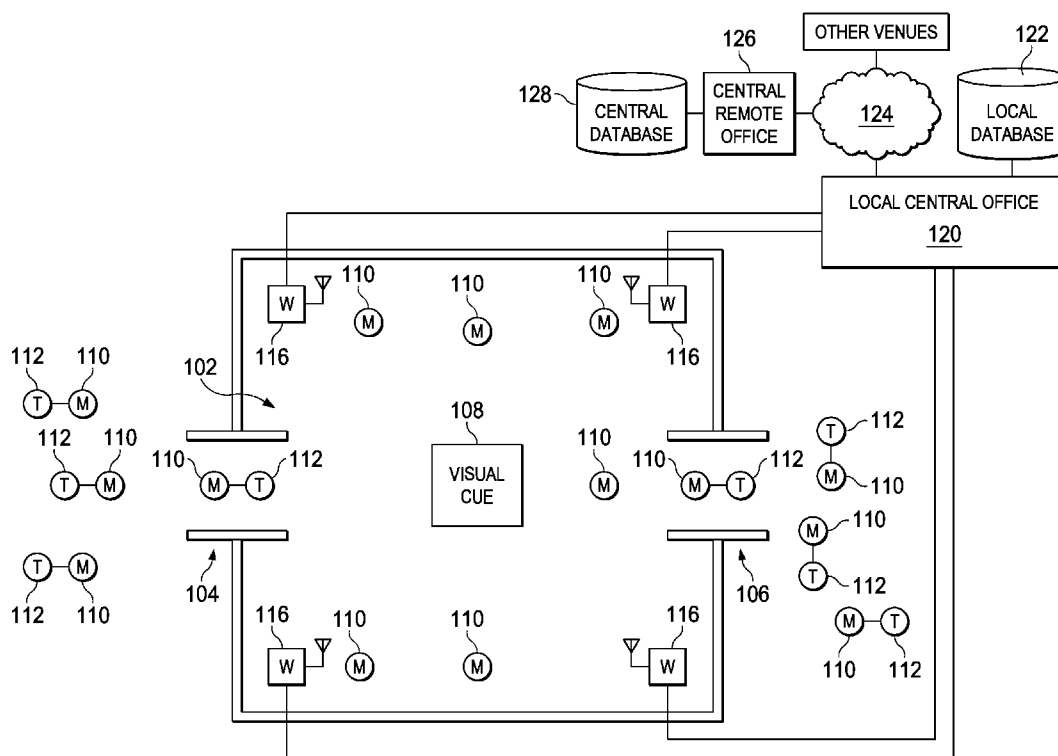
Related U.S. Application Data

(63) Continuation-in-part of application No. 15/146,464, filed on May 4, 2016.

(60) Provisional application No. 62/258,994, filed on Nov. 23, 2015, provisional application No. 62/258,996, filed on Nov. 23, 2015, provisional application No. 62/258,989, filed on Nov. 23, 2015, provisional application No. 62/258,997, filed on Nov. 23, 2015, provisional application No. 62/258,982, filed on Nov. 23, 2015, provisional application No. 62/258,983, filed on Nov. 23, 2015, provisional application No. 62/258,985, filed on Nov. 23, 2015, provisional application No. 62/258,987, filed on Nov. 23, 2015, provisional application No. 62/258,988, filed on Nov. 23, 2015, provisional application No. 62/258,990, filed on Nov. 23, 2015, provisional application No. 62/258,988, filed on Nov. 23, 2015, provisional application No. 62/258,982, filed on Nov. 23, 2015,

(57) **ABSTRACT**

A method is provided for interacting with audience members in an event, each of the potential attendees having available thereto a unique identifier. The method comprises creating, for an attendee, a unique ID (UID) on a mobile wireless device (MWD) by the steps of inputting to the MWD one of the unique identifiers, combining the obtained unique identifier with a UID time stamp at the time of creation of the UID; receiving with a server on a first wireless channel communications from the MWD; registering the UID at the physical location of the event; generating a visual query; displaying on the MWD response indicators; receiving at the server from the registered attendee a response, to the query over the first wireless channel; and storing in a database on the server the received response in association with the displayed query.





US 20170148238A1

(19) **United States**

(12) **Patent Application Publication**
PULITZER

(10) **Pub. No.: US 2017/0148238 A1**

(43) **Pub. Date: May 25, 2017**

(54) **SYSTEM AND METHOD FOR CREATION OF UNIQUE IDENTIFICATION FOR USE IN GATHERING SURVEY DATA FROM A MOBILE DEVICE AT A LIVE EVENT**

H04L 12/26 (2006.01)

G06F 17/30 (2006.01)

(52) **U.S. Cl.**

CPC ... *G07C 9/00015* (2013.01); *G06F 17/30879* (2013.01); *G06Q 10/02* (2013.01); *H04L 43/106* (2013.01)

(71) Applicant: **FEVR TECH, LLC**, Jackson, WY (US)

(72) Inventor: **JOVAN HUTTON PULITZER**, FRISCO, TX (US)

(57) **ABSTRACT**

(21) Appl. No.: **15/146,464**

(22) Filed: **May 4, 2016**

Related U.S. Application Data

(60) Provisional application No. 62/258,988, filed on Nov. 23, 2015, provisional application No. 62/258,982, filed on Nov. 23, 2015, provisional application No. 62/258,983, filed on Nov. 23, 2015, provisional application No. 62/258,985, filed on Nov. 23, 2015, provisional application No. 62/258,987, filed on Nov. 23, 2015.

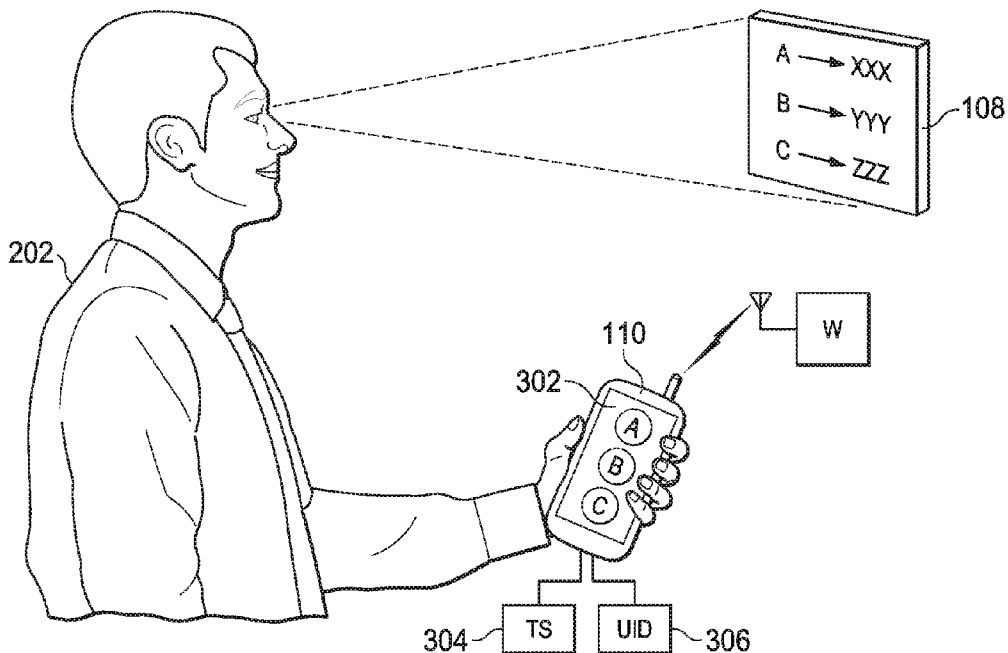
Publication Classification

(51) **Int. Cl.**

G07C 9/00 (2006.01)

G06Q 10/02 (2006.01)

A method is provided for interacting with audience members in an event, each of the potential attendees having available thereto a unique identifier. The method comprises creating, for an attendee, a unique ID (UID) on a mobile wireless device (MWD) by the steps of inputting to the MWD one of the unique identifiers, combining the obtained unique identifier with a UID time stamp at the time of creation of the UID; receiving with a server on a first wireless channel communications from the MWD; registering the UID at the physical location of the event; generating a visual query; displaying on the MWD response indicators; receiving at the server from the registered attendee a response, to the query over the first wireless channel; and storing in a database on the server the received response in association with the displayed query.





US 20170039346A1

(19) **United States**

(12) **Patent Application Publication**
STRADER et al.

(10) **Pub. No.: US 2017/0039346 A1**

(43) **Pub. Date: Feb. 9, 2017**

(54) **INDIVIDUALLY CUSTOMIZED ALLERGY CREAM FOR INDIVIDUAL PATIENT PROFILE**

(71) Applicant: **ROCA MEDICAL LTD., LONDON (GB)**

(72) Inventors: **JAMES STRADER, AUSTIN, TX (US); JOVAN HUTTON PULTIZER, FRISCO, TX (US)**

(21) Appl. No.: **15/288,352**

(22) Filed: **Oct. 7, 2016**

Related U.S. Application Data

(63) Continuation-in-part of application No. 15/235,067, filed on Aug. 11, 2016, which is a continuation-in-part of application No. 15/171,920, filed on Jun. 2, 2016, Continuation-in-part of application No. 14/685,573, filed on Apr. 13, 2015.

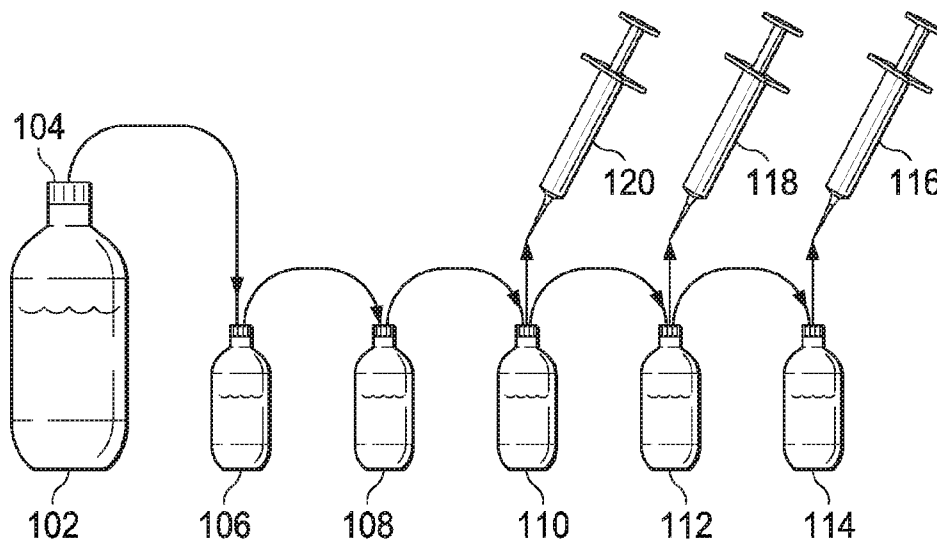
(60) Provisional application No. 62/169,787, filed on Jun. 2, 2015, provisional application No. 62/169,785, filed on Jun. 2, 2015, provisional application No. 62/203,819, filed on Aug. 11, 2015, provisional application No. 62/349,626, filed on Jun. 13, 2016, provisional application No. 61/978,420, filed on Apr. 11, 2014, provisional application No. 62/238,588, filed on Oct. 7, 2015, provisional application No. 62/238,591, filed on Oct. 7, 2015, provisional application No. 62/238,592, filed on Oct. 7, 2015.

Publication Classification

(51) **Int. Cl.**
G06F 19/00 (2006.01)
A61K 39/36 (2006.01)
A61K 39/35 (2006.01)
(52) **U.S. Cl.**
CPC *G06F 19/3481* (2013.01); *A61K 39/35* (2013.01); *A61K 39/36* (2013.01); *A61K 2039/54* (2013.01)

(57) **ABSTRACT**

A method for delivering an immunomodulator to a patient includes providing a bottle of concentrated immunomodulator extract; progressively diluting the antigen extract in sterile bottles; selecting a prescribed amount from a desired one of the dilution bottles; providing a viscous encapsulation material that is able to introduce antigens contained therein through the skin of a patient; introducing one or more doses of the selected prescribed amount of diluted immunomodulator into the viscous encapsulation material; disposing a prescribed amount of viscous encapsulation material containing the introduced diluted immunomodulator therein within a container that is able to dispense such viscous encapsulation material containing the introduced diluted immunomodulator; dispensing from the container the amount of viscous encapsulation material containing the diluted immunomodulator in an amount equal to a single dose; and applying the dispensed viscous encapsulation material containing the introduced diluted immunomodulator to the skin by the patient or a medical professional.





US 20170027494A1

(19) **United States**

(12) **Patent Application Publication**
STRADER et al.

(10) **Pub. No.: US 2017/0027494 A1**

(43) **Pub. Date: Feb. 2, 2017**

(54) **PRICK TEST KIT**

(52) **U.S. Cl.**

(71) Applicant: **ROCA MEDICAL LTD.**, LONDON
(GB)

CPC *A61B 5/411* (2013.01); *A61M 37/00*
(2013.01)

(72) Inventors: **JAMES STRADER**, AUSTIN, TX
(US); **JOVAN HUTTON PULITZER**,
FRISCO, TX (US)

(57) **ABSTRACT**

(21) Appl. No.: **15/222,709**

(22) Filed: **Jul. 28, 2016**

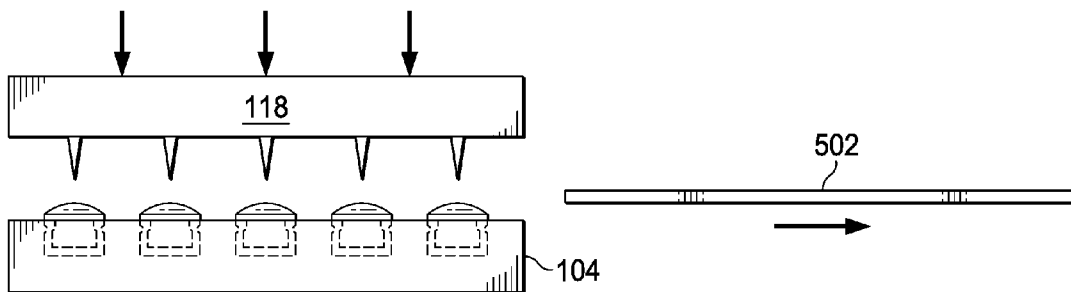
A prick test kit comprises a bottom tray containing a plurality of wells disposed in an array, wherein each of the wells contains a vial of a small amount of a specific well associated antigen, with each well and associated vial having a different antigen disposed therein, each of the vials having a rubber cap disposed thereon that is sterile and able to be pricked by a needle such that the small amount of antigen can be removed therefrom. A penetrating plate is disposed above the wells and having on the lower surface thereof diametrically opposite from the vials in the wells a plurality of piercing needles, one associated with each of the wells and directed downward there to but not touching any of the files. A separating plate is disposed between the bottom tray and the penetrating plate. A sterile covering is provided for containing the entire assembly.

Related U.S. Application Data

(60) Provisional application No. 62/198,072, filed on Jul. 28, 2015.

Publication Classification

(51) **Int. Cl.**
A61B 5/00 (2006.01)
A61M 37/00 (2006.01)





(19) **United States**

(12) **Patent Application Publication**
STRADER et al.

(10) **Pub. No.: US 2017/0024526 A1**

(43) **Pub. Date: Jan. 26, 2017**

(54) **METHOD FOR MANAGING REIMBURSEMENTS FOR PREVIOUSLY NON DATABASE ALLERGENS**

(52) **U.S. Cl.**
CPC **G06F 19/328** (2013.01); **G06F 19/326** (2013.01)

(71) Applicant: **ROCA MEDICAL LTD.**, London (GB)

(57) **ABSTRACT**

(72) Inventors: **JAMES STRADER**, AUSTIN, TX (US); **JOVAN HUTTON PULTZER**, FRISCO, TX (US)

The present disclosure provides a method for adjudicating reimbursement for allergens between a pharmacist and a reimbursing entity including obtaining at a central control center National Drug Codes (NDC's) for a plurality of allergens, determining by the central control center an Average Wholesale Price (AWP) for each of the allergens associated with each of the NDC's, accessing a third-party database accessible by a pharmacist and determining if any of the NDC's in the central control database are contained within the third-party database, and creating an adjudicating database at the central control center having defined benefits associated with reimbursable entities for each of the NDC's stored in the third-party database and in the central control database, wherein a pharmacist can access this information by accessing a particular NDC in the third-party database to obtain information and enter a claim.

(21) Appl. No.: **15/171,920**

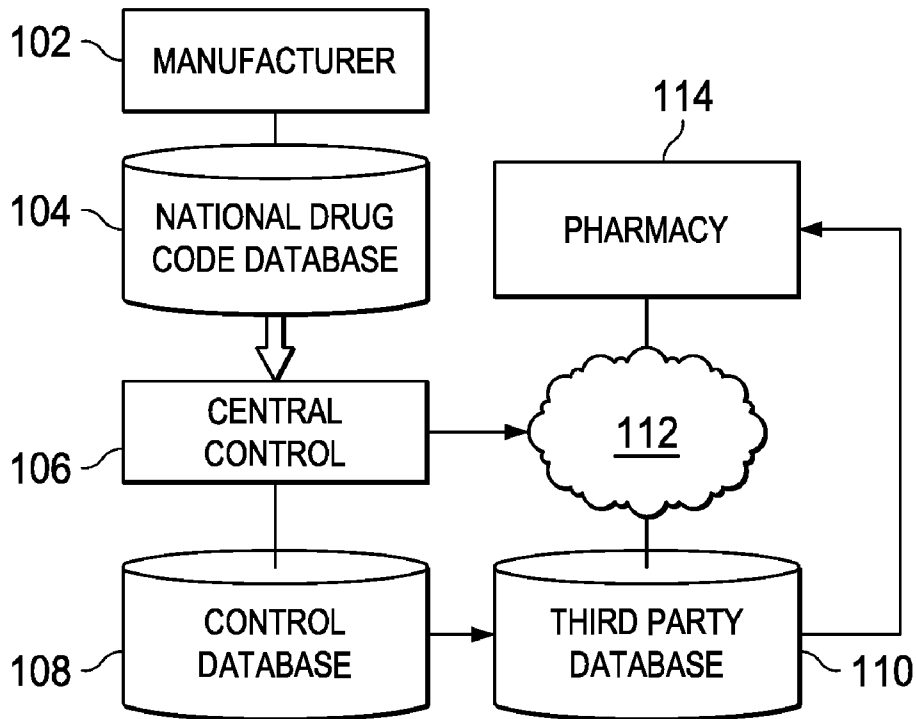
(22) Filed: **Jun. 2, 2016**

Related U.S. Application Data

(60) Provisional application No. 62/169,787, filed on Jun. 2, 2015, provisional application No. 62/169,785, filed on Jun. 2, 2015.

Publication Classification

(51) **Int. Cl.**
G06F 19/00 (2006.01)





US 20160371445A1

(19) **United States**

(12) **Patent Application Publication**
STRADER et al.

(10) **Pub. No.: US 2016/0371445 A1**

(43) **Pub. Date: Dec. 22, 2016**

(54) **METHOD FOR REPURPOSING NDC CODES
IN A PHARMACEUTICAL DATABASE FOR
VENOM DERIVED ALLERGENS INVOLVED
IN VENOM IMMUNOTHERAPY**

Publication Classification

(51) **Int. Cl.**
G06F 19/00 (2006.01)
(52) **U.S. Cl.**
CPC *G06F 19/328* (2013.01)

(71) Applicant: **ROCA MEDICAL LTD.**, London (GB)

(72) Inventors: **JAMES STRADER**, AUSTIN, TX
(US); **JOVAN HUTTON PULTZER**,
FRISCO, TX (US)

(57) **ABSTRACT**

A method for adjudicating reimbursement for venom derived allergens between a pharmacist and a reimbursing entity comprises obtaining National Drug Codes (NDC's) for a plurality of venom derived allergens, storing in a central control database the obtained NDC's in association with an associated AWP and associated information for the venom derived allergen, which associated information includes translation information to allow practitioners to determine from a desired diluted level and number of doses of a desired NDC carrying venom derived antigen and a known dilution procedure how to translate back to the amount of base concentration of the NDC carrying venom derived antigen used to create the desired diluted level and number of doses, and determining if any of the NDC's in the central control database are contained within the third-party database and, if not, transferring the associated NDC's not in the third-party database to the third-party database.

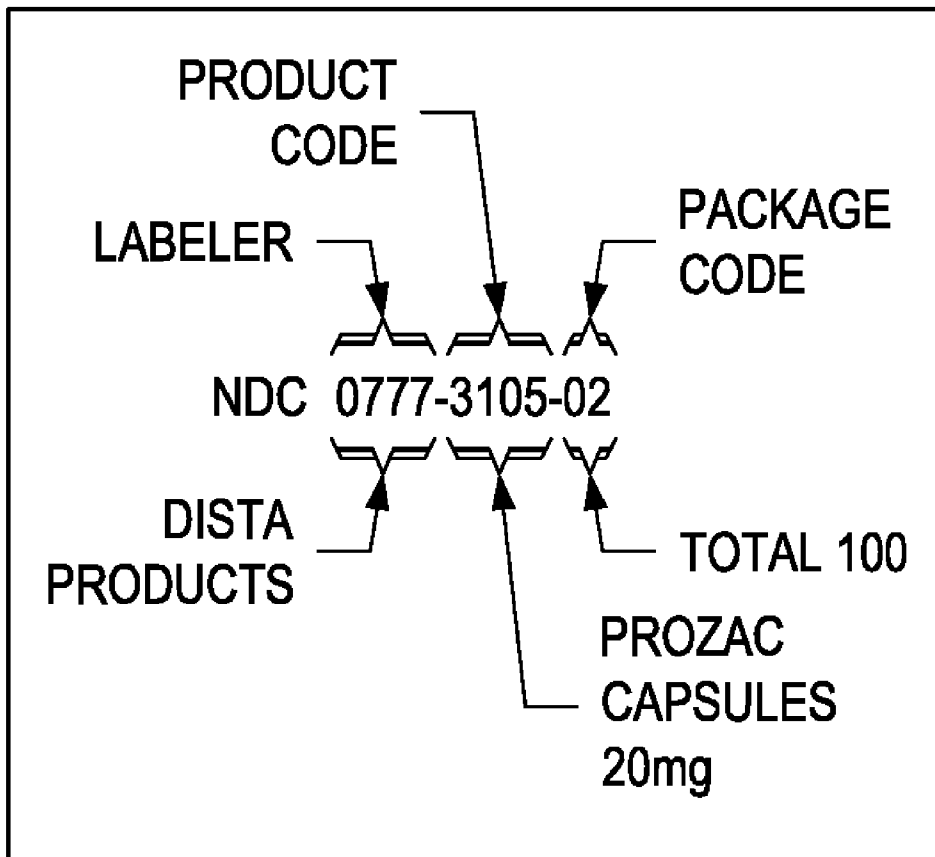
(21) Appl. No.: **15/235,067**

(22) Filed: **Aug. 11, 2016**

Related U.S. Application Data

(63) Continuation-in-part of application No. 15/171,920, filed on Jun. 2, 2016.

(60) Provisional application No. 62/169,787, filed on Jun. 2, 2015, provisional application No. 62/169,785, filed on Jun. 2, 2015, provisional application No. 62/203,819, filed on Aug. 11, 2015, provisional application No. 62/349,626, filed on Jun. 13, 2016.





US 20160368626A1

(19) **United States**

(12) **Patent Application Publication**
STRADER et al.

(10) **Pub. No.: US 2016/0368626 A1**

(43) **Pub. Date: Dec. 22, 2016**

(54) **PREDILUTION SETS FOR DISTRIBUTING ANTIGENS**

B65B 7/16 (2006.01)

A61J 1/20 (2006.01)

A61J 1/18 (2006.01)

(71) Applicant: **ROCA MEDICAL LTD.**, London (GB)

(52) **U.S. Cl.**

(72) Inventors: **JAMES STRADER**, AUSTIN, TX (US); **JOVAN HUTTON PULITZER**, FRISCO, TX (US)

CPC *B65B 3/003* (2013.01); *A61J 1/20* (2013.01); *A61J 1/18* (2013.01); *B65B 7/161* (2013.01); *A61K 39/35* (2013.01)

(21) Appl. No.: **15/183,719**

(57) **ABSTRACT**

(22) Filed: **Jun. 15, 2016**

Related U.S. Application Data

(63) Continuation-in-part of application No. 15/171,920, filed on Jun. 2, 2016.

(60) Provisional application No. 62/169,787, filed on Jun. 2, 2015, provisional application No. 62/169,785, filed on Jun. 2, 2015, provisional application No. 62/180,003, filed on Jun. 15, 2015, provisional application No. 62/176,000, filed on Jun. 15, 2015, provisional application No. 62/349,626, filed on Jun. 13, 2016.

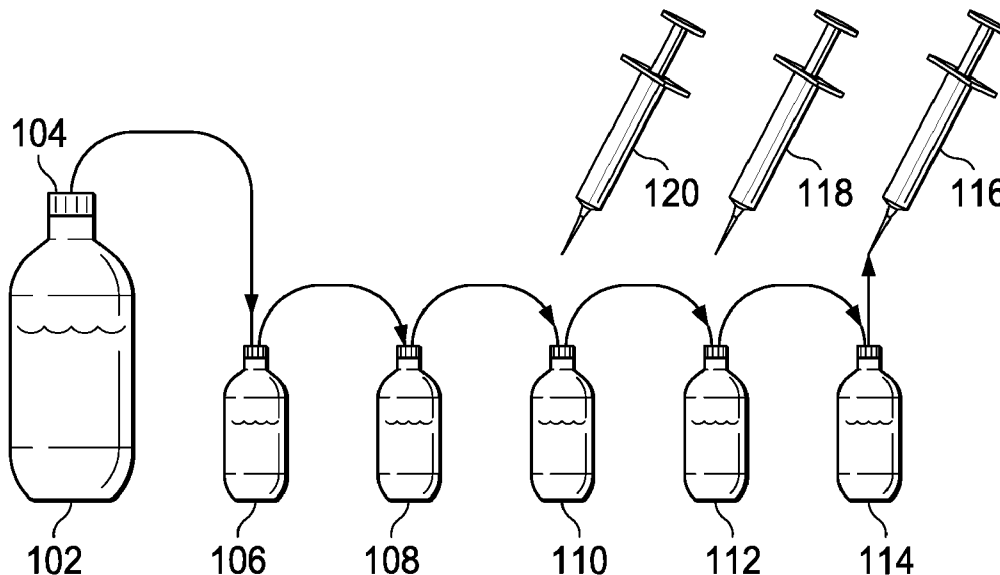
Publication Classification

(51) **Int. Cl.**

B65B 3/00 (2006.01)

A61K 39/35 (2006.01)

A method for delivering allergens to a pharmacist in a pre-diluted kit form, comprising providing a bulk container of base concentrate antigen containing at least one antigen at a predetermined concentrated level, creating a sequential and more diluted sequence of antigens, providing a plurality of end-use sealable containers that can receive a finite end amount of diluted antigens, dispensing from each of sequential bulk containers a finite end amount of diluted antigens into one of the plurality of end-use sealable containers, wherein the end-use seal containers filled from each of the sequential bulk containers comprises a group of end-use sealable containers associated with each of the sequential bulk containers, sealing each of the end-use containers after diluted antigens are disposed therein, and disposing a select number of the sealed end-use sealable containers from each of the groups of end-use sealable containers into a container comprising a kit.





(19) **United States**

(12) **Patent Application Publication**
PULITZER et al.

(10) **Pub. No.: US 2019/0168213 A1**

(43) **Pub. Date: Jun. 6, 2019**

(54) **SYSTEM AND METHOD FOR DETERMINING EFFICACY AND DOSAGE USING PARALLEL/SERIAL DUAL MICROFLUIDIC CHIP**

(52) **U.S. Cl.**
CPC *B01L 3/50273* (2013.01); *F04B 43/046* (2013.01); *G01N 33/4833* (2013.01); *F16K 99/0015* (2013.01); *F16K 2099/0084* (2013.01); *B01L 3/502738* (2013.01); *B01L 2200/0605* (2013.01); *B01L 2400/0638* (2013.01); *B01L 3/502715* (2013.01)

(71) Applicant: **RELIANT IMMUNE DIAGNOSTICS, INC.**, Austin, TX (US)

(72) Inventors: **JOVAN HUTTON PULITZER**, FRISCO, TX (US); **HENRY JOSEPH LEGERE, III**, FRISCO, TX (US)

(57) **ABSTRACT**

A method for determining a treatment agent and dosage level for a biologic material includes the biologic sample is pumped into each of a first plurality of parallel pathways from the first reservoir using a micro-pump. A separate treatment agent of the plurality of treatment agents is applied within each of the first plurality of parallel pathways. The treatment agent providing a best treatment efficacy for the predetermined biologic material within the biologic sample is determined. A second portion of the biologic sample is pumped into a selected second parallel pathway associated with the determined treatment agent of a second plurality of parallel pathways from the first reservoir using a second micro-pump. The determined treatment agent at a plurality of different dosage levels is applied within the selected second parallel pathway. A dosage level of the plurality of different dosage levels of the determined treatment agent is determined.

(21) Appl. No.: **16/186,513**

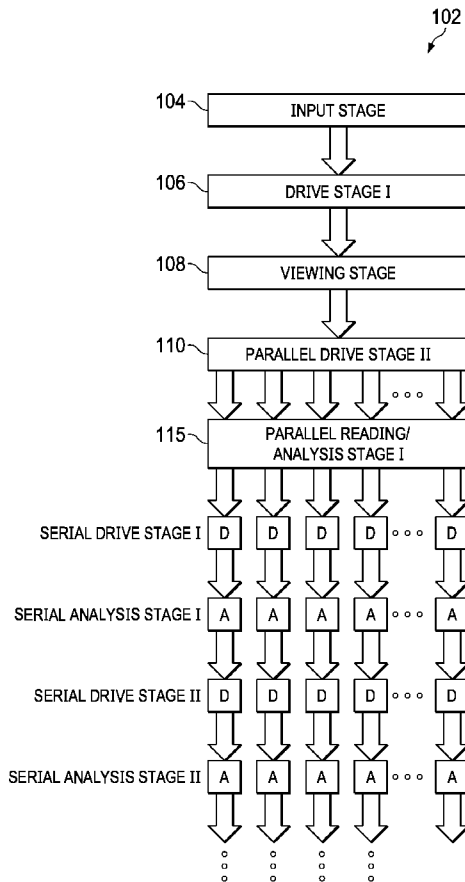
(22) Filed: **Nov. 10, 2018**

Related U.S. Application Data

(60) Provisional application No. 62/584,653, filed on Nov. 10, 2017.

Publication Classification

(51) **Int. Cl.**
B01L 3/00 (2006.01)
F04B 43/04 (2006.01)
G01N 33/483 (2006.01)
F16K 99/00 (2006.01)





US 20160367437A1

(19) **United States**

(12) **Patent Application Publication**
STRADER et al.

(10) **Pub. No.: US 2016/0367437 A1**

(43) **Pub. Date: Dec. 22, 2016**

(54) **THERAPEUTIC TREATMENT KIT FOR ALLERGIES BASED ON DNA PROFILES**

Publication Classification

(71) Applicant: **ROCA MEDICAL LTD.**, London (GB)

(51) **Int. Cl.**
A61J 1/16 (2006.01)
B65D 71/70 (2006.01)
A61J 1/03 (2006.01)
A61K 39/35 (2006.01)
A61J 1/20 (2006.01)

(72) Inventors: **JAMES STRADER**, AUSTIN, TX (US); **JOVAN HUTTON PULITZER**, FRISCO, TX (US)

(21) Appl. No.: **15/222,790**

(52) **U.S. Cl.**
CPC *A61J 1/16* (2013.01); *A61K 39/35* (2013.01); *A61J 1/2003* (2015.05); *A61J 1/03* (2013.01); *B65D 71/70* (2013.01); *A61K 2039/545* (2013.01)

(22) Filed: **Jul. 28, 2016**

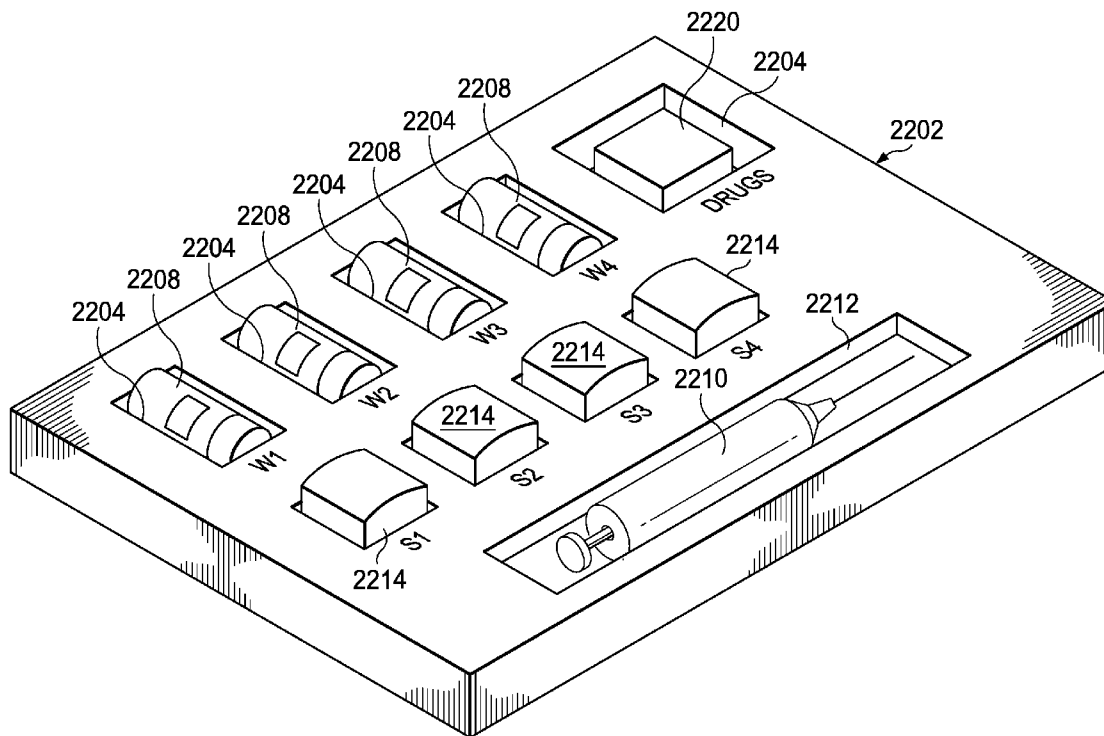
Related U.S. Application Data

(57) **ABSTRACT**

(63) Continuation-in-part of application No. 15/183,719, filed on Jun. 15, 2016, which is a continuation-in-part of application No. 15/171,920, filed on Jun. 2, 2016.

A therapeutic treatment kit includes a container for holding a plurality of compartmentalized therapeutic dispensers. Each of the the therapeutic dispensers includes a plurality of vials of antigens, and a plurality of containers of supplements disposed in compartments, each of the compartments labeled with the name of the supplement. A compartment is also provided for containing applicators or the antigens, such that an individual can extract the antigen from the vial in a single dose; and para instructions associated with a therapeutic program for utilizing the vials of antigens and the supplements in accordance with a therapeutic program that is predefined. The construction of the kit, including the dosages of the antigen, the types of antigens and the supplements all associated with a particular therapeutic program.

(60) Provisional application No. 62/169,785, filed on Jun. 2, 2015, provisional application No. 62/169,787, filed on Jun. 2, 2015, provisional application No. 62/180,003, filed on Jun. 15, 2015, provisional application No. 62/176,000, filed on Jun. 15, 2015, provisional application No. 62/349,626, filed on Jun. 13, 2016, provisional application No. 62/198,067, filed on Jul. 28, 2015, provisional application No. 62/198,069, filed on Jul. 28, 2015, provisional application No. 62/198,071, filed on Jul. 28, 2015.





US 20160364738A1

(19) **United States**

(12) **Patent Application Publication**
STRADER et al.

(10) **Pub. No.: US 2016/0364738 A1**

(43) **Pub. Date: Dec. 15, 2016**

(54) **PREDICTIVE TRACKING SYSTEM FOR USE
DATA IN THE ANTIGEN SUPPLY CHAIN TO
DEFINE MANUFACTURING REQUIRED
LEVELS**

Publication Classification

(51) **Int. Cl.**
G06Q 30/02 (2006.01)
G06N 99/00 (2006.01)
(52) **U.S. Cl.**
CPC *G06Q 30/0202* (2013.01); *G06N 99/005*
(2013.01)

(71) Applicant: **ROCA MEDICAL LTD., LONDON
(GB)**

(72) Inventors: **JAMES STRADER, AUSTIN, TX
(US); JOVAN HUTTON PULTZER,
FRISCO, TX (US)**

(57) **ABSTRACT**

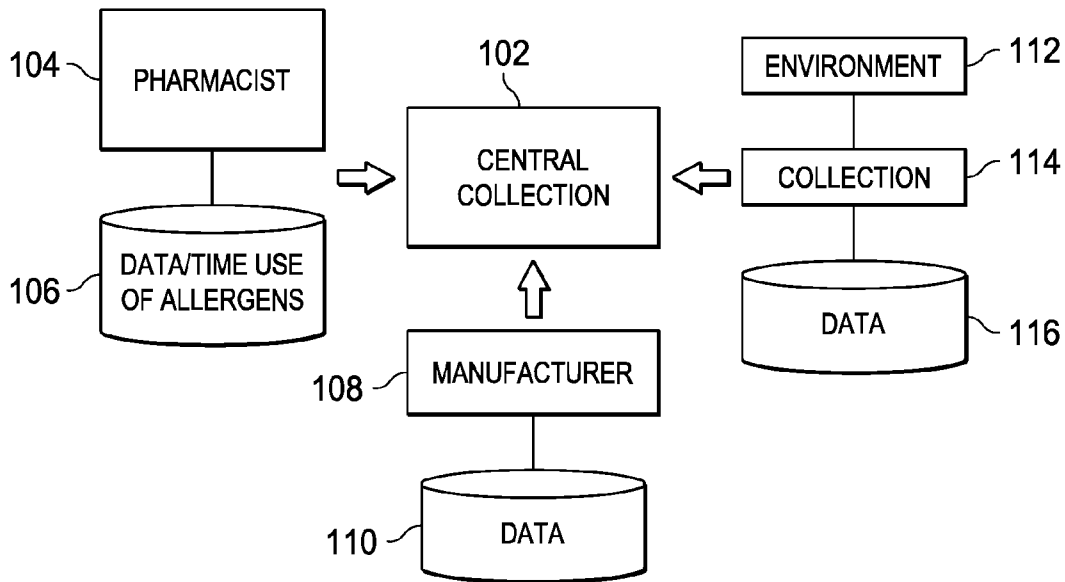
A method for predicting demand for allergens for a given calendar time span utilizes a non-linear network having a set of inputs corresponding to inputs associated with economic and demand data with respect to use of allergens over a first defined time span of the calendar year from a first predetermined calendar day to a second predetermined calendar day. A predictive output is provided for yielding a prediction of economic and demand data over a second defined time span of the calendar year. The second defined time span of the calendar year is later than the first defined time span of the calendar year. The input actual data is through the trained representation to provide a prediction on the output thereof of the nonlinear network of the economic and demand data for the second defined time span of the calendar year.

(21) Appl. No.: **15/183,715**

(22) Filed: **Jun. 15, 2016**

Related U.S. Application Data

(60) Provisional application No. 62/175,998, filed on Jun. 15, 2015.





US 20160362205A1

(19) **United States**

(12) **Patent Application Publication**
STRADER et al.

(10) **Pub. No.: US 2016/0362205 A1**

(43) **Pub. Date: Dec. 15, 2016**

(54) **USE OF AUTOINJECTOR FOR
DISTRIBUTING ANTIGENS TO THE PUBLIC**

A61J 1/20 (2006.01)

A61K 39/35 (2006.01)

A61J 1/18 (2006.01)

(71) Applicant: **ROCA MEDICAL LTD.**, London (GB)

(52) **U.S. Cl.**

CPC *B65B 3/003* (2013.01); *A61K 39/35*

(2013.01); *A61J 1/18* (2013.01); *A61J 1/20*

(2013.01); *B65B 7/16* (2013.01)

(72) Inventors: **JAMES STRADER**, AUSTIN, TX
(US); **JOVAN HUTTON PULTZER**,
FRISCO, TX (US)

(21) Appl. No.: **15/183,721**

(57) **ABSTRACT**

(22) Filed: **Jun. 15, 2016**

Related U.S. Application Data

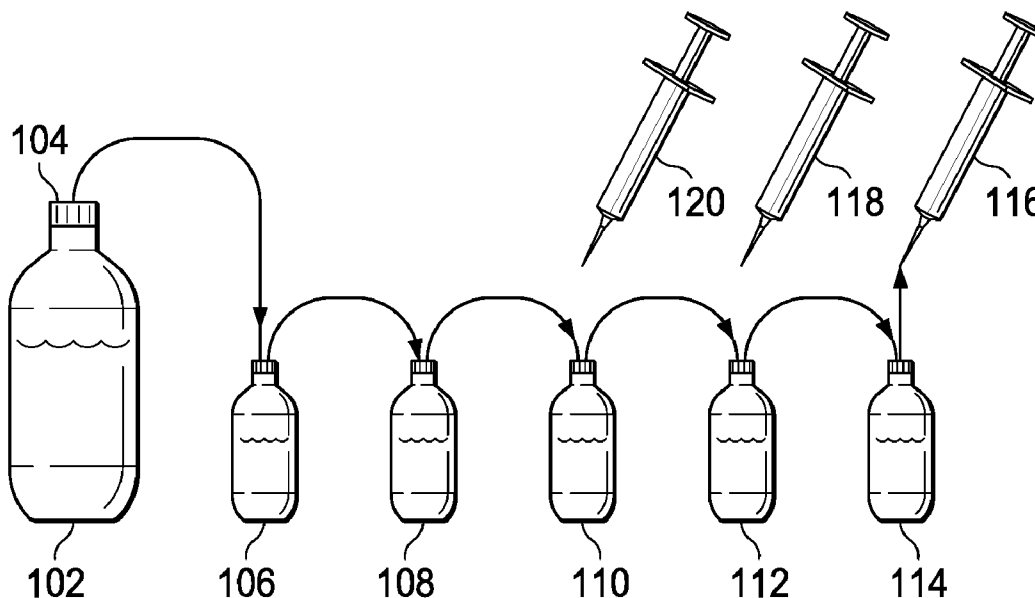
(63) Continuation-in-part of application No. 15/171,920,
filed on Jun. 2, 2016.

(60) Provisional application No. 62/169,785, filed on Jun.
2, 2015, provisional application No. 62/169,787, filed
on Jun. 2, 2015, provisional application No. 62/180,
003, filed on Jun. 15, 2015, provisional application
No. 62/176,000, filed on Jun. 15, 2015, provisional
application No. 62/349,626, filed on Jun. 13, 2016.

Publication Classification

(51) **Int. Cl.**
B65B 3/00 (2006.01)
B65B 7/16 (2006.01)

A method for delivering allergens contained within single dose auto injectors to a pharmacist in a pre-diluted kit form, comprising providing a bulk container of base concentrate antigen containing at least one antigen at a predetermined concentrated level, creating a sequential and more diluted sequence of antigens, providing a plurality of end-use sealable auto injectors that can receive a finite end amount of diluted antigens, the finite end amount comprising a single dose, dispensing from each of the sequential bulk containers a finite end amount of diluted antigen into one of the plurality of end-use sealable containers, sealing each of the end-use sealable auto injectors after diluted antigens are disposed therein, and disposing a select number of the sealed end-use sealable auto injectors from each of the groups of end-use sealable auto injectors into a container comprising a kit to provide a plurality of kits for dispensing to pharmacists.





US 20150290129A1

(19) **United States**

(12) **Patent Application Publication**
Strader et al.

(10) **Pub. No.: US 2015/0290129 A1**

(43) **Pub. Date: Oct. 15, 2015**

(54) **METHOD FOR DELIVERY OF IMMUNOMODULATORS TO A PATIENT**

(52) **U.S. Cl.**
CPC . *A61K 9/06* (2013.01); *A61K 39/00* (2013.01);
A61K 39/35 (2013.01); *A61K 9/0014* (2013.01)

(71) Applicant: **ROCA Medical Ltd.**, London (GB)

(57) **ABSTRACT**

(72) Inventors: **James Strader**, Austin, TX (US); **Jovan Hutton Pulitzer**, Frisco, TX (US)

A method for delivering an immunomodulator to a patient includes providing a bottle of concentrated immunomodulator extract; progressively diluting the antigen extract in sterile bottles; selecting a prescribed amount from a desired one of the dilution bottles; providing a viscous encapsulation material that is able to introduce antigens contained therein through the skin of a patient; introducing one or more doses of the selected prescribed amount of diluted immunomodulator into the viscous encapsulation material; disposing a prescribed amount of viscous encapsulation material containing the introduced diluted immunomodulator therein within a container that is able to dispense such viscous encapsulation material containing the introduced diluted immunomodulator; dispensing from the container the amount of viscous encapsulation material containing the diluted immunomodulator in an amount equal to a single dose; and applying the dispensed viscous encapsulation material containing the introduced diluted immunomodulator to the skin by the patient or a medical professional.

(21) Appl. No.: **14/685,573**

(22) Filed: **Apr. 13, 2015**

Related U.S. Application Data

(60) Provisional application No. 61/978,420, filed on Apr. 11, 2014.

Publication Classification

(51) **Int. Cl.**
A61K 9/06 (2006.01)
A61K 39/35 (2006.01)
A61K 9/00 (2006.01)
A61K 39/00 (2006.01)



US 20190148014A1

(19) **United States**

(12) **Patent Application Publication** (10) **Pub. No.: US 2019/0148014 A1**
PULITZER et al. (43) **Pub. Date: May 16, 2019**

(54) **BIOFLUIDIC TRIGGERING SYSTEM AND METHOD**

(52) **U.S. Cl.**
CPC **G16H 50/20** (2018.01)

(71) Applicant: **RELIANT IMMUNE DIAGNOSTICS, INC.**, Austin, TX (US)

(57) **ABSTRACT**

(72) Inventors: **JOVAN HUTTON PULITZER**, FRISCO, TX (US); **HENRY JOSEPH LEGERE, III**, AUSTIN, TX (US)

A method of signaling a medical response action comprises receiving a biofluidic input from a client or application, by a logical testing unit, wherein the logical testing unit comprising a testing display and a persistent testing mechanism, further wherein the persistent testing mechanism comprising one or more analogical data processors, generating one or more logical results from the processing of biofluidic data from the biofluidic input, displaying, on the testing display of the logical testing unit, the one or more logical results, capturing the logical indicators on the testing display with a mobile computing unit, generating, by the mobile computing unit, a pixelated result and an action result, displaying, on the mobile display, the pixelated result and action result, responsive to a signaling input from the client or application, the mobile computing unit processes, by one or more processors, the signaling input and generating an action response packet.

(21) Appl. No.: **16/186,518**

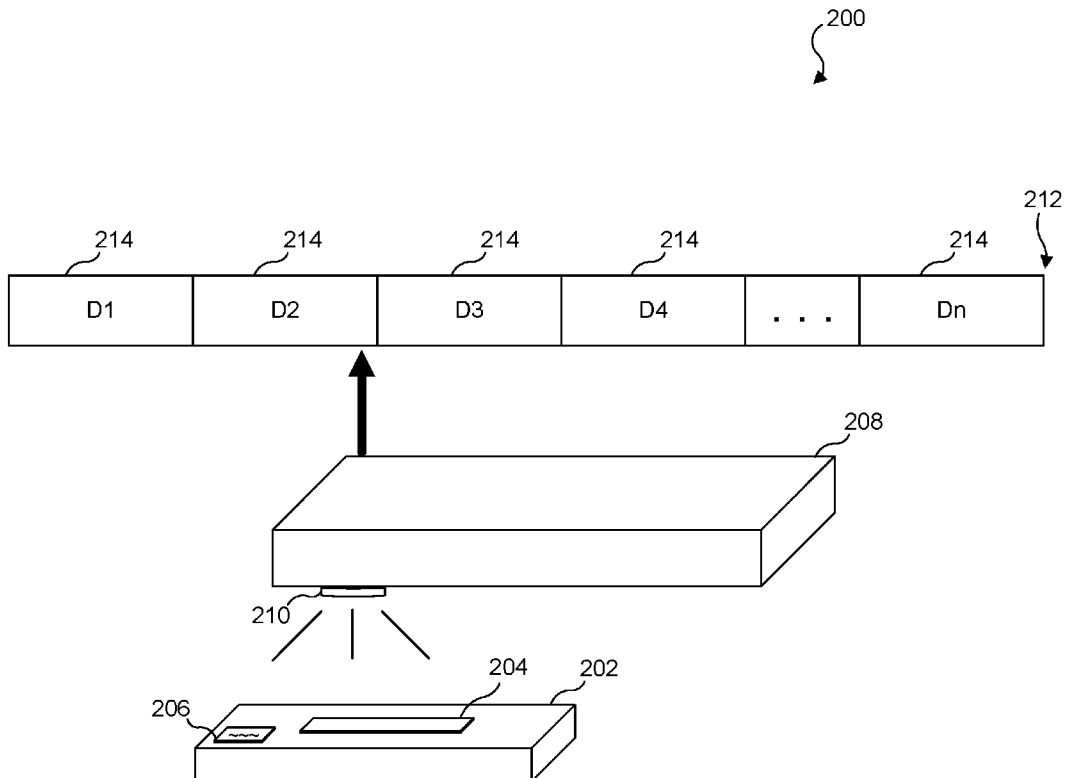
(22) Filed: **Nov. 10, 2018**

Related U.S. Application Data

(60) Provisional application No. 62/584,682, filed on Nov. 10, 2017.

Publication Classification

(51) **Int. Cl.**
G16H 50/20 (2006.01)





US 20190148013A1

(19) **United States**

(12) **Patent Application Publication**
PULITZER et al.

(10) **Pub. No.: US 2019/0148013 A1**

(43) **Pub. Date: May 16, 2019**

(54) **ARTIFICIAL INTELLIGENCE RESPONSE SYSTEM BASED ON TESTING WITH PARALLEL/SERIAL DUAL MICROFLUIDIC CHIP**

G06N 3/08 (2006.01)
G06N 3/04 (2006.01)
G16H 10/60 (2006.01)

(52) **U.S. Cl.**
CPC *G16H 50/20* (2018.01); *G06F 17/30864* (2013.01); *G16H 10/60* (2018.01); *G06N 3/0427* (2013.01); *G06N 3/084* (2013.01)

(71) Applicant: **RELIANT IMMUNE DIAGNOSTICS, INC.**, Austin, TX (US)

(72) Inventors: **JOVAN HUTTON PULITZER**, FRISCO, TX (US); **HENRY JOSEPH LEGERE, III**, AUSTIN, TX (US)

(57) **ABSTRACT**

An artificial intelligence response system comprises a centralized system having associated therewith a trained database, a tends engine, and a plurality of patient records, a plurality of interconnected entities connected over a network to the centralized system, and a voice-activated assistant device connected over the network to the centralized system and to the interconnected entities, the voice-activated assistant device including a memory operatively coupled to a processor, wherein the processor is configured to receive medical information pertaining to a patient's health from the centralized system, request a treatment regimen for the patient from the centralized system, receive a voice command from a medical professional to retrieve additional medical information, request additional medical information in response to the voice command, and request one or more actions related to treating a patient.

(21) Appl. No.: **16/186,517**

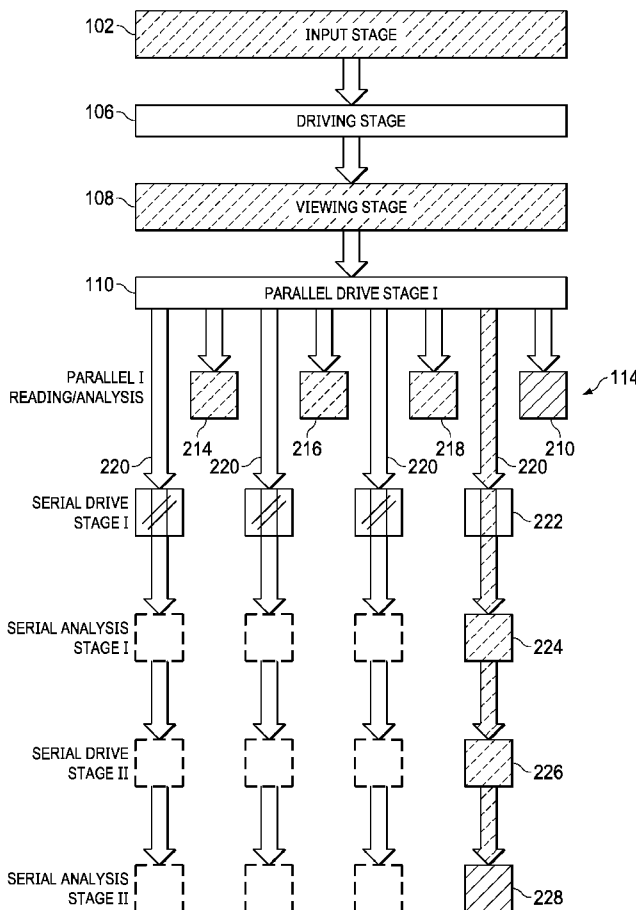
(22) Filed: **Nov. 10, 2018**

Related U.S. Application Data

(60) Provisional application No. 62/584,704, filed on Nov. 10, 2017.

Publication Classification

(51) **Int. Cl.**
G16H 50/20 (2006.01)
G06F 17/30 (2006.01)





US 20190147997A1

(19) **United States**

(12) **Patent Application Publication**
PULITZER et al.

(10) **Pub. No.: US 2019/0147997 A1**

(43) **Pub. Date: May 16, 2019**

(54) **MICROFLUIDIC TESTING SYSTEM FOR MOBILE VETERINARY APPLICATIONS**

Publication Classification

(71) Applicant: **RELIANT IMMUNE DIAGNOSTICS, INC.**, Austin, TX (US)

(51) **Int. Cl.**
G16H 20/10 (2006.01)
G16H 50/20 (2006.01)
G16H 10/40 (2006.01)
(52) **U.S. Cl.**
CPC *G16H 20/10* (2018.01); *G16H 10/40* (2018.01); *G16H 50/20* (2018.01)

(72) Inventors: **JOVAN HUTTON PULITZER**, FRISCO, TX (US); **HENRY JOSEPH LEGERE, III**, AUSTIN, TX (US)

(57) **ABSTRACT**

A method for generating a treatment plan in response to medical test results is provided. The method comprises requesting point-of-care (POC) services from a mobile POC unit, receiving at a server confirmation of delivery of POC services to a patient, receiving at the server one or more test results as a result of operation of a medical testing device used in the POC services, wherein the one or more test results includes a determination of the efficacy and dosage level of a medication, generating at the server an updated digital patient record reflecting the one or more test results, and transmitting by the server to a medical entity a treatment plan based on the efficacy and dosage level determined for the medication, wherein the treatment plan is a dosage regimen for the medication.

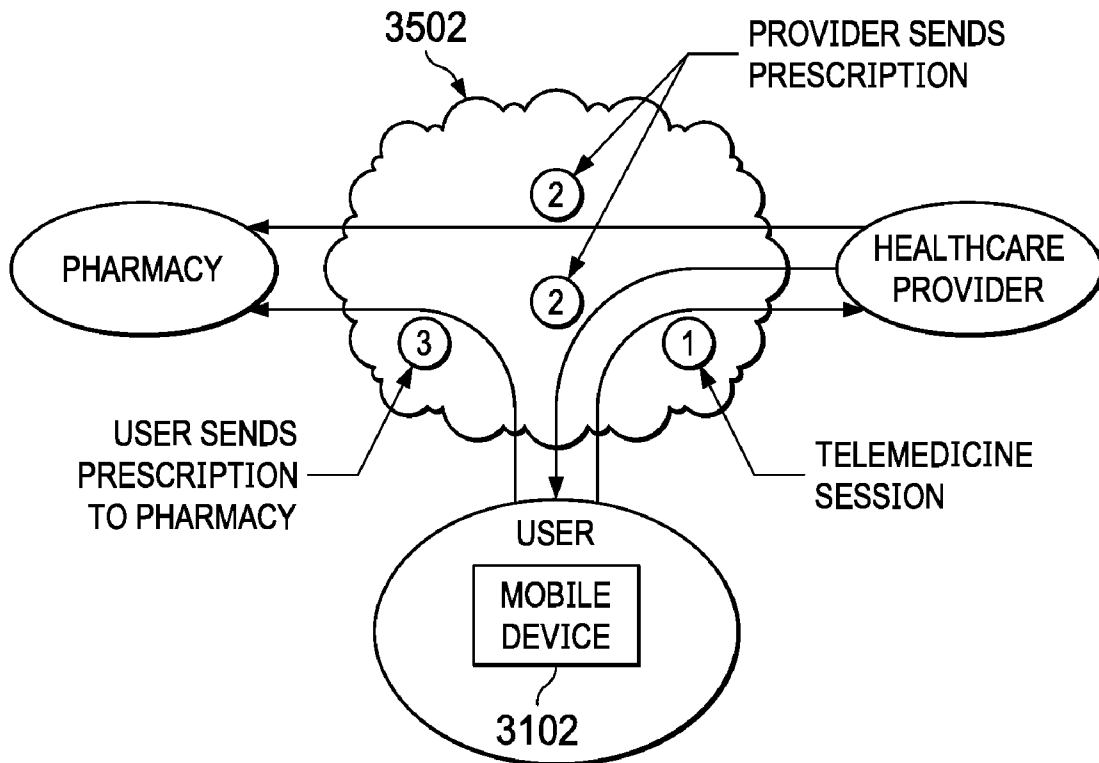
(21) Appl. No.: 16/191,262

(22) Filed: Nov. 14, 2018

Related U.S. Application Data

(63) Continuation-in-part of application No. 16/186,515, filed on Nov. 10, 2018.

(60) Provisional application No. 62/639,500, filed on Mar. 7, 2018, provisional application No. 62/584,661, filed on Nov. 10, 2017.



AFFIDAVIT OF JOVAN HUTTON PULITZER

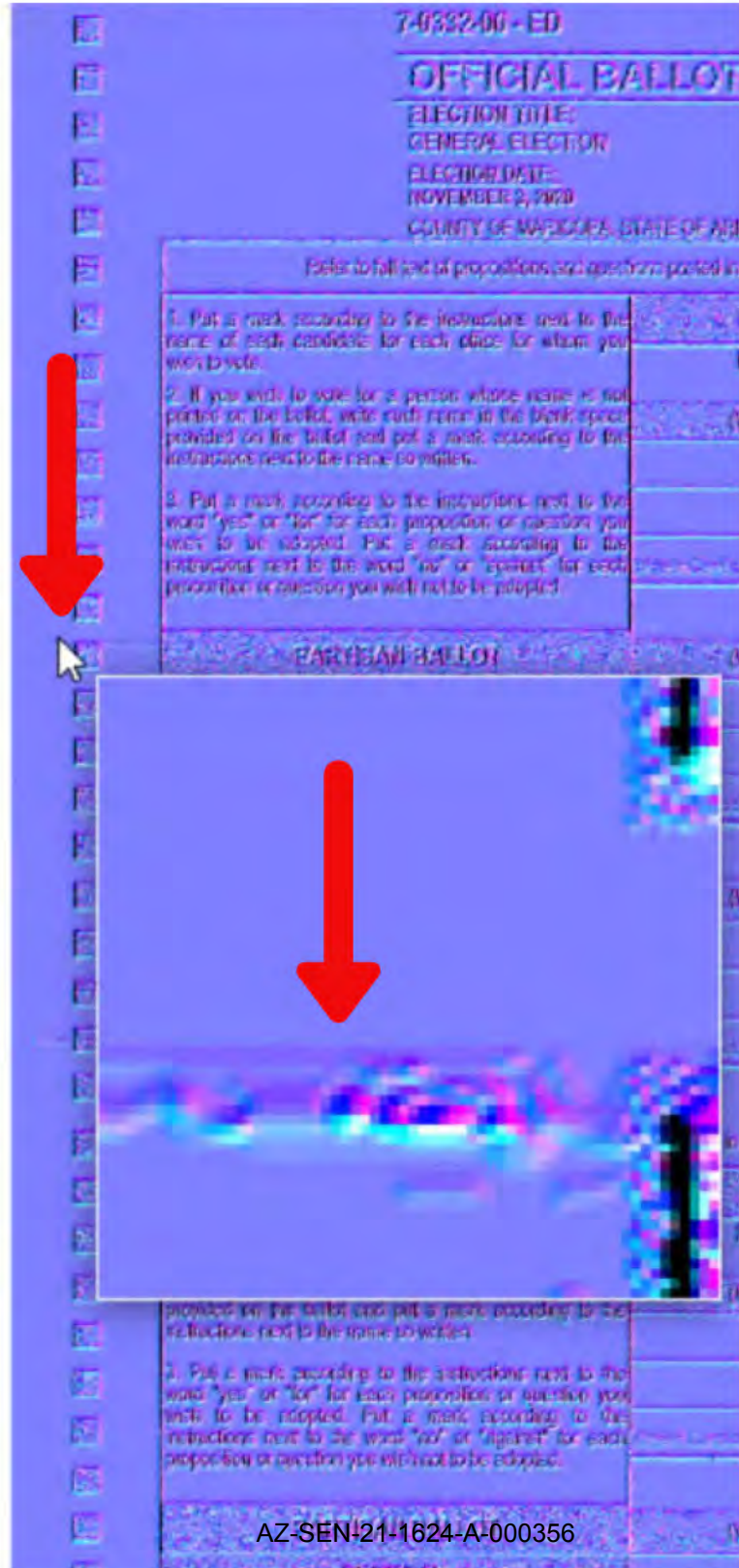
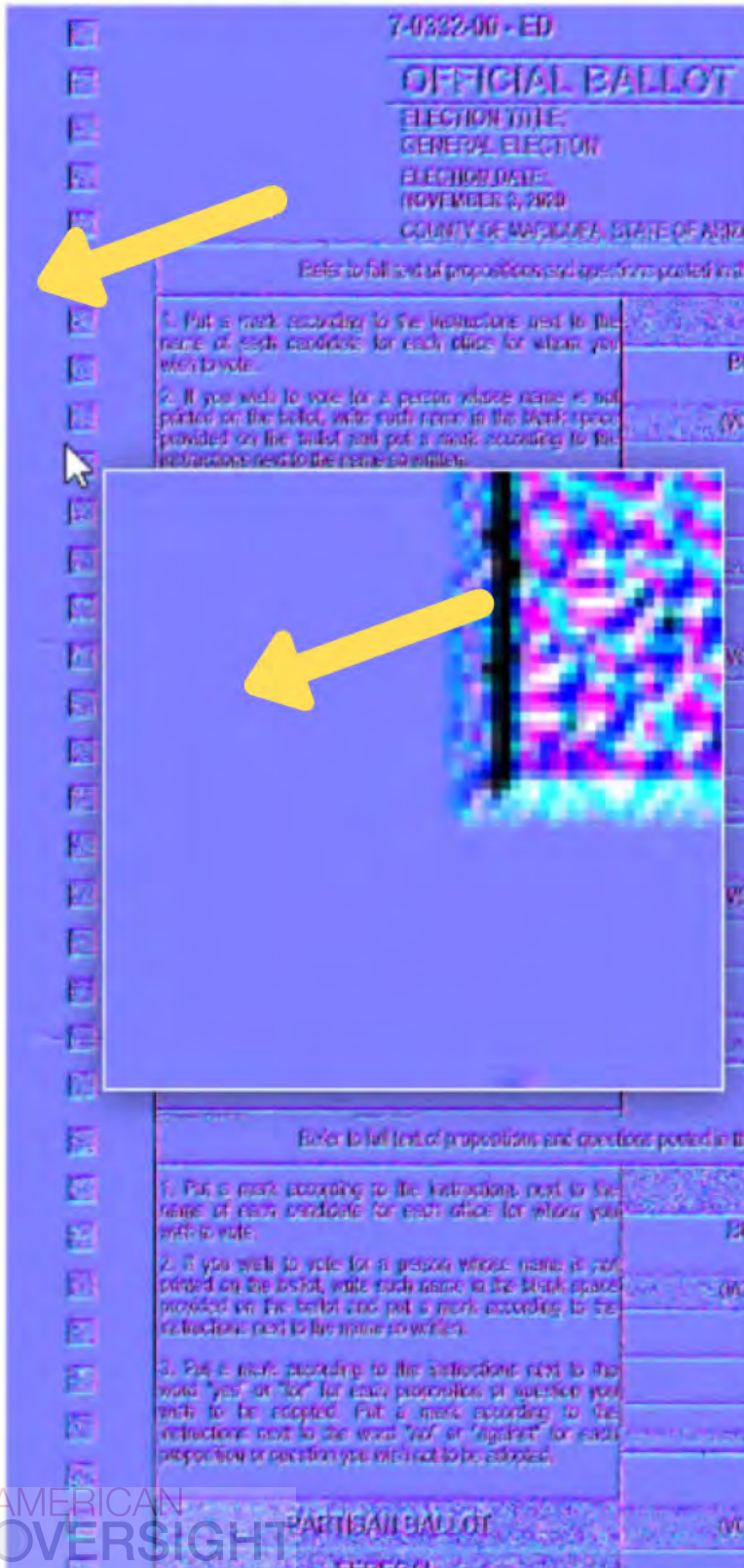
Regarding pattern recognition analysis of mailed election ballots and access to electronically stored or paper ballots for analysis.

EXHIBIT 12

Comparison of "Pristine versus Kinematic Artifact Signature (disputing by folding)

Pristine (non-disrupted)
NO FREQUENCY ARTIFACT

KINEMATIC
ARTIFACT DETECTED



OFFICIAL

ELECTION TITLE:

GENERAL ELECTI

ELECTION DATE:

NOVEMBER 2, 2020

COUNTY OF MARIC

Refer to full text of propositions on

1. Put a mark according to the instructions next to the name of each candidate for each office for whom you wish to vote.

2. If you wish to vote for a person whose name is not printed on the ballot, write each name in the blank spaces provided on the ballot and put a mark according to the instructions next to the name so written.

3. Put a mark according to the instructions next to the word "yes" or "no" for each proposition or question which is to be adopted. Put a mark according to the instructions next to the word "no" or "against" for each proposition or question you wish not to be adopted.

1. Put a mark according to the instructions next to the name of each candidate for each office for whom you wish to vote.

2. If you wish to vote for a person whose name is not printed on the ballot, write each name in the blank spaces provided on the ballot and put a mark according to the instructions next to the name so written.

3. Put a mark according to the instructions next to the word "yes" or "no" for each proposition or question which is to be adopted. Put a mark according to the instructions next to the word "no" or "against" for each proposition or question you wish not to be adopted.

PARTISAN BALLOT

OFFICIAL BALLOT

ELECTION TITLE:

GENERAL ELECTION

ELECTION DATE:

NOVEMBER 2, 2020

COUNTY OF MARICOPA, STATE OF ARIZONA

Refer to full text of propositions and questions on page

1. Put a mark according to the instructions next to the name of each candidate for each office for whom you wish to vote.

2. If you wish to vote for a person whose name is not printed on the ballot, write each name in the blank spaces provided on the ballot and put a mark according to the instructions next to the name so written.

3. Put a mark according to the instructions next to the word "yes" or "no" for each proposition or question you wish to be adopted. Put a mark according to the instructions next to the word "no" or "against" for each proposition or question you wish not to be adopted.

PARTISAN BALLOT

FEDERAL

PRESIDENTIAL ELECTORS

(VOTE FOR ONE NAME ONLY)

TRUMP	<input type="radio"/>
PENCE	<input type="radio"/>
(REP)	

BIDEN	<input type="radio"/>
HARRIS	<input type="radio"/>

OFFICIAL BALLOT

ELECTION TITLE:
GENERAL ELECTION

ELECTION DATE:
NOVEMBER 3, 2020


COUNTY OR WAJARRA STATE

Indicate full text of propositions on page 3 only

1. Put a mark according to the instructions next to the name of each candidate for each office for whom you wish to vote.

2. If you wish to vote for a person whose name is not printed on the ballot, write each name in the blank space provided on the ballot and put a mark according to the instructions next to the name to indicate.

3. Put a mark according to the instructions next to the word "yes" or "no" for each proposition or question you wish to be adopted. Put a mark according to the instructions next to the word "no" or "against" for each proposition or question you wish not to be adopted.



Indicate full text of propositions on page 3 only

1. Put a mark according to the instructions next to the name of each candidate for each office for whom you wish to vote.

2. If you wish to vote for a person whose name is not printed on the ballot, write each name in the blank space provided on the ballot and put a mark according to the instructions next to the name to indicate.

OFFICIAL

ELECTION TITLE:
GENERAL ELECTION

ELECTION DATE:
NOVEMBER 3, 2020

COUNTY OR WAJARRA STATE

Indicate full text of propositions on page 3 only

1. Put a mark according to the instructions next to the name of each candidate for each office for whom you wish to vote.

2. If you wish to vote for a person whose name is not printed on the ballot, write each name in the blank space provided on the ballot and put a mark according to the instructions next to the name to indicate.

3. Put a mark according to the instructions next to the word "yes" or "no" for each proposition or question you wish to be adopted. Put a mark according to the instructions next to the word "no" or "against" for each proposition or question you wish not to be adopted.

PARTISAN BALLOT



Indicate full text of propositions on page 3 only

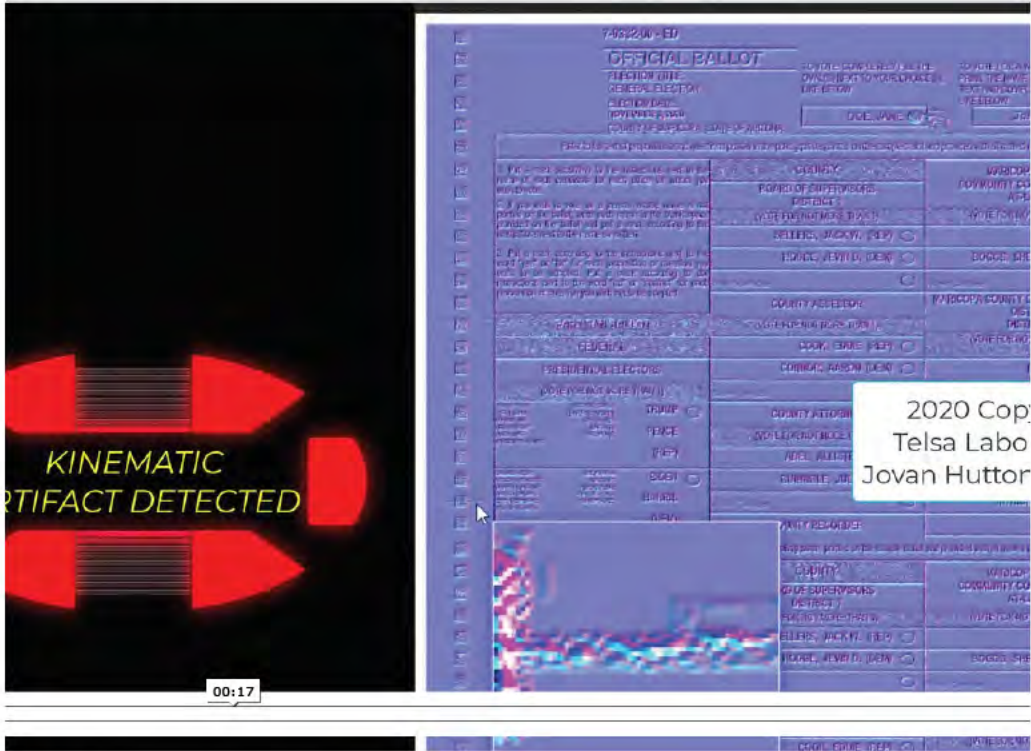
1. Put a mark according to the instructions next to the name of each candidate for each office for whom you wish to vote.

AFFIDAVIT OF JOVAN HUTTON PULITZER

Regarding pattern recognition analysis of mailed election ballots and access to electronically stored or paper ballots for analysis.

EXHIBIT 13

Get a free Mevo Start Live Camera (\$399 Value) with the purchase of Premium. [Upgrade now.](#)



Kinematic detection2

23 hours ago | More

Jovan Hutton Pulitzer PLUS
Follow

0 likes 0 comments 0 shares

Comments are disabled.

TELEPATHY & MYSTERY...

MAGIC ZOOM SHOW

SIDESTAGE.COM


VIMEO	PRODUCT	APPS	RESOURCES	UPGRADE	COMPANY
Pricing	Video Player	Vimeo for macOS	Help Center	Vimeo Plus	About
Upload	Create	Vimeo for iOS	Blog	Vimeo PRO	Jobs
Staff Picks	Privacy	Vimeo for Android	Video School	Vimeo Business	
On Demand	Collaboration	Vimeo Create for iOS	OTT Resources	Vimeo Premium	
Vimeo OTT	Distribution & marketing	Vimeo Create for Android	Developers	Vimeo Enterprise	
Site map	Monetization	Magisto	Students	Refer a friend	
	Live Streaming	Vimeo for Shorify	Guidelines		

Upload, livestream, and create your own videos, all in HD.



Join Vimeo
Log in

Get a free Mevo Start Live Camera (\$399 Value) with the purchase of Premium. [Upgrade now.](#)



Kinematic detection2

23 hours ago | [More](#)

Jovan Hutton Pulitzer PLUS
Follow

♡ 0
🏠 0
💬 0

Comments are disabled.

TELEPATHY & MYSTERY...

MAGIC ZOOM SHOW

SIDESTAGE.COM

VIMEO	PRODUCT	APPS	RESOURCES	UPGRADE	COMPANY
Pricing	Video Player	Vimeo for macOS	Help Center	Vimeo Plus	About
Upload	Create	Vimeo for iOS	Blog	Vimeo PRO	Jobs
Staff Picks	Privacy	Vimeo for Android	Video School	Vimeo Business	
On Demand	Collaboration	Vimeo Create for iOS	OTT Resources	Vimeo Premium	
Vimeo OTT	Distribution & marketing	Vimeo Create for Android	Developers	Vimeo Enterprise	
Site map	Monetization	Magisto	Students	Refer a friend	
	Live Streaming	Vimeo for Shopify	Guidelines		

Upload, livestream, and create your own videos, all in HD.



Join Vimeo
Log in

Get a free Mevo Start Live Camera (\$399 Value) with the purchase of Premium. [Upgrade now.](#)



[Join](#)

[Log in](#)

[Product](#) ▾

[Solutions](#) ▾

[Watch](#) ▾

[Pricing](#)



[New video](#)

Upload, livestream, and create your own videos, all in HD.



[Join Vimeo](#)

[Log in](#)

Get a **free Mevo Start Live Camera** (\$399 Value) with the purchase of Premium. [Upgrade now.](#)



[Join](#)

[Log in](#)

[Product](#) ▾

[Solutions](#) ▾

[Watch](#) ▾

[Pricing](#)



[New video](#)

Upload, livestream, and create your own videos, all in HD.



[Join Vimeo](#)


[Log in](#)

Get a free Mevo Start Live Camera (\$399 Value) with the purchase of Premium. [Upgrade now.](#)



Join Log in Product Solutions Watch Pricing

Search New video



Kinematic detection2

23 hours ago | More

Jovan Hutton Pulitzer PLUS [Follow](#)

0 likes 0 shares 0 comments

Comments are disabled.



UNWIND & RELEASE

YOGA ZOOM SHOW

SIDESTAGE.COM



VIMEO

- Pricing
- Upload
- Staff Picks
- On Demand
- Vimeo OTT
- Site map

PRODUCT

- Video Player
- Create
- Privacy
- Collaboration
- Distribution & marketing
- Monetization
- Live Streaming

APPS

- Vimeo for macOS
- Vimeo for iOS
- Vimeo for Android
- Vimeo Create for iOS
- Vimeo Create for Android
- Magisto
- Vimeo for Shopify

RESOURCES

- Help Center
- Blog
- Video School
- OTT Resources
- Developers
- Students
- Guidelines

UPGRADE

- Vimeo Plus
- Vimeo PRO
- Vimeo Business
- Vimeo Premium
- Vimeo Enterprise
- Refer a friend

COMPANY

- About
- Jobs

Upload, livestream, and create your own videos, all in HD.



[Join Vimeo](#)

[Log in](#)

Get a free Mevo Start Live Camera (\$399 Value) with the purchase of Premium. [Upgrade now.](#)



[Join](#)

[Log in](#)

[Product](#) ▾

[Solutions](#) ▾

[Watch](#) ▾

[Pricing](#)



[New video](#)

Upload, livestream, and create your own videos, all in HD.



[Join Vimeo](#)

[Log in](#)

From: p@bonfiresearch.org
To: "Eddie Farnsworth"; Sonny Borrelli
Cc: charles@bundrenlaw.net; Lyle@lylerapacki.com; "Russell Ramsland"; "JovanHutton Pulitzer"
Subject: RE: Background Information on Rapid Ballot Validation
Date: Saturday, December 12, 2020 4:15:49 PM
Attachments: [attachment.png](#)

Gentlemen,

This is a link to Jovan explaining this technology in an interview. It may be easier to understand for some than the detailed affidavits.

https://xotv.me/channels/233-economic-war-room/vod_videos/5856-breaking-technology-expert-can-determine-if-ballots-are-legitimate-or-fake-in-seconds-guest-jovan-hutton-pulitzer

V/R

Phil

From: p@bonfiresearch.org <p@bonfiresearch.org>
Sent: Friday, December 11, 2020 6:01 PM
To: 'Mark Finchem' <markfinchem@me.com>; 'Eddie Farnsworth' <eddiefarnsworth2006@cox.net>; 'sborrelli@azleg.gov' <sborrelli@azleg.gov>
Cc: 'charles@bundrenlaw.net' <charles@bundrenlaw.net>; 'Lyle@lylerapacki.com' <Lyle@lylerapacki.com>; 'Russell Ramsland' <yрку9sqѕ@protonmail.com>; 'JovanHutton Pulitzer' <jovanhuttonpulitzer@gmail.com>
Subject: Background Information on Rapid Ballot Validation
Importance: High

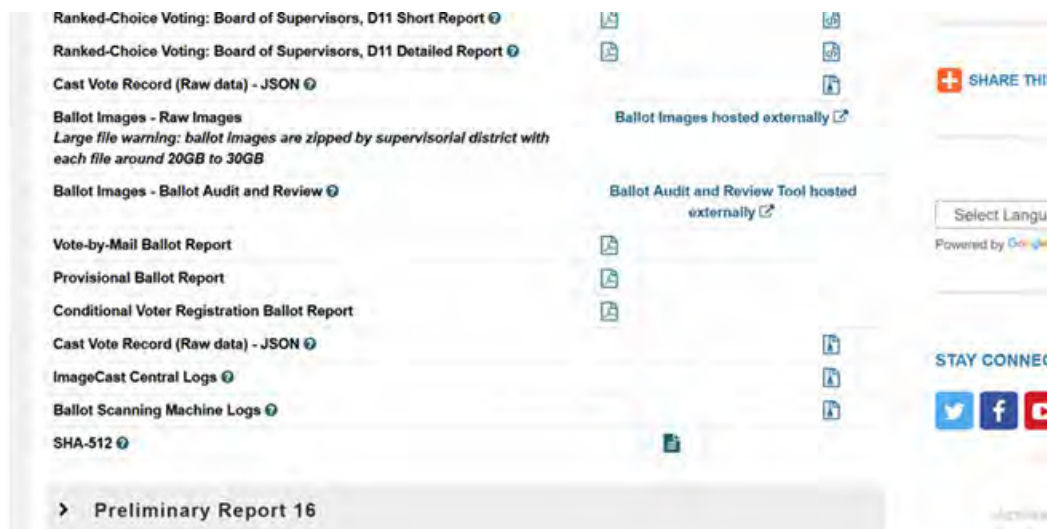
Senators Farnsworth and Borrelli and Rep Finchem,

I have attached the affidavits that we discussed last night on the existing technology that has been adapted to detect kinematic features of scanned or actual ballots to determine indicators of fraudulent activity. I will also send separately a short video explaining how the technology works in very simplistic terms.

As you will see in the affidavits, these are all export/audit features of the Dominion Software, and the ballots/scanned ballot images are public records, so should need no authoritative release requests. As a matter of fact, the City of San Francisco publishes their scanned ballot images as a matter of public transparency at this link. <https://sfelections.sfgov.org/november-3-2020-election-results-detailed-reports>

You can see from examining the page found at the link above that the Dominion Software creates these reports and exports the files automatically. For a "non-intrusive" examination of the public records, at least for Maricopa Co, this is all that is required. To be as inobtrusive as possible, our

local consultant and advisor, Dr. Lyle Rapacki (CC'd) could take a hard drive to the Maricopa County Board of Advisors, upload the export/audit file requested, and get the files to us. Our team could run the results, and within 48 hours create an executive summary report for you and your committee.



We believe that this would be the fastest and most transparent way to give you the direct evidence that you need to either pursue or close the issue. An additional note, this capability can be used on any of the Electronic Voting Systems Scanned Ballot Images.

We are happy to consult with you to answer questions or coordinate a “way ahead”.

V/R

Phil Waldron
COL, USA (R)
210240-7114

From: p@bonfiresearch.org
To: [Sonny Borrelli](mailto:Sonny_Borrelli); bernardkerik@protonmail.com; "enewman"; [Mark Finchem](mailto:Mark_Finchem)
Subject: FW: Arizona Report
Date: Tuesday, December 8, 2020 12:04:43 PM
Attachments: [Arizona+Report_11.29.20_v3.docx](#)

Gunny (Senator Borelli)

Here is the Arizona data reporting that our team put together.

Also – just so you are aware – we have the capability to identify fraudulent ballots via optical scanning technology, so if, as a negotiation point, they don't want to give access to the machines, but we can get access to the "Scanned Ballot Images" for Maricopa and Pima Co, we should be able to identify ballots that were 1) machine printed/filled out 2) not folded or put into an envelope 3) have barcodes that have been machine altered.

The Scanned Ballot Images are part of the documents that must be retained for 22 months under Federal Law – US Code Title 42, Sections 1974-1974e

This will allow us to pull invalid votes out of the totals "By Candidate" so that your state can certify normal elections and potentially not have to take extra legislative action.

Phil

Please watch this short video on Fractional Voting – it will explain it better than I did.

[Fraction Magic - Detailed Vote Rigging Demonstration - YouTube](#)

From: p <p@bonfiresearch.org>
Sent: Tuesday, December 8, 2020 11:16 AM
To: bernardkerik@protonmail.com; jenna.ellis.esq@gmail.com; [mfinchem <mfinchem@azleg.gov>](mailto:mfinchem@azleg.gov); 'Russell Ramsland' <yrku9sqs@protonmail.com>; [kfriess <kfriess@protonmail.com>](mailto:kfriess@protonmail.com); t@bonfiresearch.org
Subject: Fw: Arizona Report

Rep Finchum,

Per Commisioner - this is the base research doc that our team produced on AZ.

Can you please forward to Gunny - dont have his email.

V/R
Phil Waldron
210-240-7114

Sent from ProtonMail mobile

----- Original Message -----

On Dec 8, 2020, 11:46 AM, T <t@bonfiresearch.org> wrote:

Arizona Report

Sent with [ProtonMail](#) Secure Email.

Arizona Report

Mail Ballots Returned and Accepted by Party Registration

Party	Returned Ballots	Freq. Distribution	Requested Ballots	Return Rate
Democrats	923,805	37.4	1,206,522	76.6
Republicans	914,172	37.0	1,238,488	73.8
Minor/No Party Affiliation	633,600	25.6	1,003,171	63.2
TOTAL	2,471,577	100.0	3,448,181	71.7

<https://electproject.github.io/Early-Vote-2020G/AZ.html>

Vote Measures

how many people registered to vote vs how many people voted?	<p>3,385,294 Total Voted</p> <p>4,281,152 Total Registered to Vote</p> <p>3,385,294 / 4,281,152</p> <p>79.9% in 2020</p>				
<p>Total Voted obtained from https://results.arizona.vote/#/featured/18/0 by summing the votes received by Trump, Jorgensen and Biden in AZ</p> <p>Total Registration obtained from https://azsos.gov/sites/default/files/State_Voter_Registration_2020_General.pdf</p>					
	Mail ballots requested	Mail ballots returned	Percent returned	All mail ballots returned	Mail ballots rejected
TOTAL	3,448,181	2,471,577	71.7%		
PIMA		459,777			
MARICOPA	2,160,412*	1,915,487*	88.7%		

*In Maricopa county, the “early voting turnout” and “early votes” were used as a proxy for Mail ballots requested and mail ballots returned, respectively. Only ballots that include any one of

Biden, Jorgensen and Trump were included. The dataset was obtained from the Maricopa County Elections Department.

Pima County data were obtained from the Pima County recorder.

- Registration & Turnout By Precinct: [https://datascience-work-product.nyc3.digitaloceanspaces.com/Arizona-Package-sleepingbeauty%237089/Report of AZ precincts.xlsx](https://datascience-work-product.nyc3.digitaloceanspaces.com/Arizona-Package-sleepingbeauty%237089/Report%20of%20AZ%20precincts.xlsx)
- County Vote Totals: <https://azsos.gov/elections/voter-registration-historical-election-data/voter-registration-counts#2020>
- Voter Registration: [https://azsos.gov/sites/default/files/State Voter Reigstration 2020 General.csv](https://azsos.gov/sites/default/files/State_Voter_Reigstration_2020_General.csv)

Baseline... "We need hard facts first"

Mail in ballots Total:

- Registered Voters: 4,281,152
- Election Day: 913,717 (27% of total)
- Mailed Ballots Requested: 3,448,181
- Mailed Ballots Returned: 2,471,577 (73% of total)
- Mailed Ballots Not Returned/Rejected: 976,604
- Return Rate: 71.7%

STATE OF ARIZONA REGISTRATION REPORT												
2020 General Election - November 03, 2020												
Compiled and Issued by the Arizona Secretary of State												
Active												
County	Precincts	Date/Period	Democratic	Republican	Libertarian	Other	Total	Democratic	Republican	Libertarian	Other	Total
Totals:	1,489	4/20	1,277,242	1,370,887	31,752	1,249,379	3,929,260	33%	35%	1%	32%	100%
	1,489	P.E. 2020	1,283,521	1,389,446	32,830	1,279,413	3,985,210	32%	35%	1%	32%	100%
	1,489	G.E. 2020	1,378,324	1,508,778	38,385	1,355,665	4,281,152	32%	35%	1%	32%	100%

ELECTION YEAR REGISTERED VOTERS BALLOTS CAST VOTER TURNOUT (%)

2018	3,716,263	2,409,910	65%
2016	3,588,466	2,661,497	74%
2014	3,235,963	1,537,671	48%
2012	3,124,712	2,323,579	74%
2010	3,146,418	1,750,840	56%
2008	2,987,451	2,320,851	78%
2006	2,568,401	1,533,032	60%
2004	2,643,331	2,038,069	77%
2002	2,229,180	1,255,615	56%
2000	2,173,122	1,559,520	72%
1998	2,264,301	1,037,550	46%

Averages 2,879,783 1,857,103 64%

2020 4,281,152 3,420,565 80%

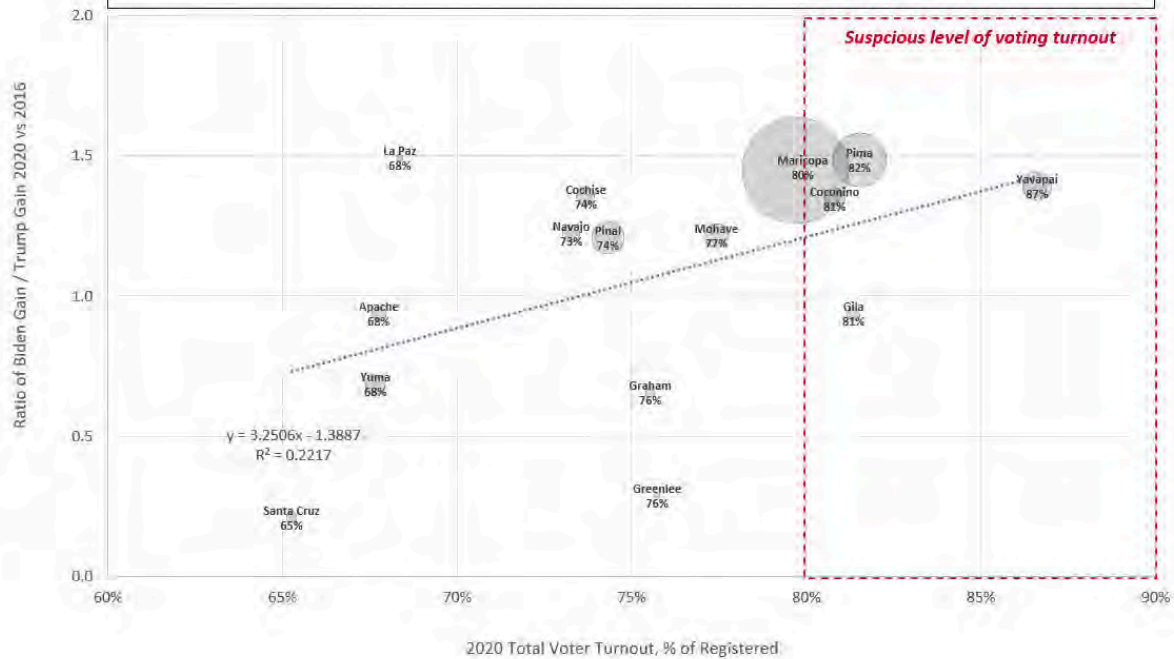
Change in Total Votes by Major Party Candidate

Source: State & County Reporting
<https://thedonald.win/>

State: Arizona

Change in Total Votes by Major Party Candidate 2020 vs. 2016

Voting patterns were analyzed and plotted to determine the relationship between voter turnout (% of total registered voters, on the x-axis) compared to the gain in votes from 2016 to 2020 for Biden as compared to Trump. A clear pattern is observed where the higher the overall voter turnout, the higher the proportion of total vote gains for Biden vs Trump (2016 to 2020). Counties > 80% turnout warrant further investigation.

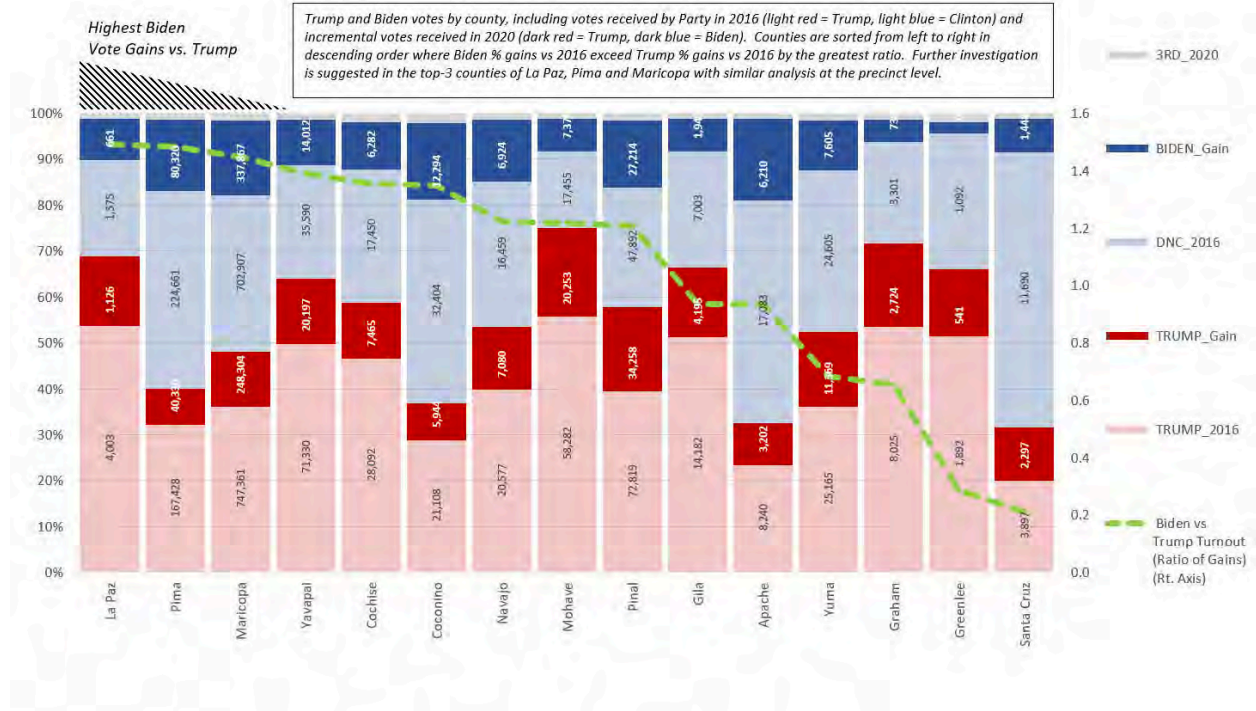


Percentage Vote Allocation by Candidate

State: Arizona

% Vote Allocation by Candidate (Lt. axis) & Turnout Ratio (Rt. axis)

Source: State & County Reporting
<https://thedonald.win/>



Fraud Indicators

Indicators of fraud										
COUNTY	County % of State	Biden got +20% pts votes versus Dem RV's	Total County Vote Turnout was > 80%	From 2016 to 2020, Biden vote gains exceeded Dem RV gains by +25%pts	RV_TOTAL_2020	2016 Turnout %	2020 Turnout %	Turnout Gains % pts	Biden % of Total Vote '16	Biden % of Total Vote '20
Santa Cruz	0.7%				29,963	63%	65%	3%	71%	67%
Apache	1.2%			x	51,906	57%	68%	10%	62%	66%
Coconino	2.1%	x	x		90,669	73%	81%	7%	54%	61%
Pima	14.9%	x	x		638,355	77%	82%	4%	53%	59%
Maricopa	60.6%	x	x		2,595,272	73%	80%	7%	45%	50%
Yuma	2.4%				103,273	63%	68%	5%	46%	46%
Navajo	1.7%			x	70,650	63%	73%	10%	41%	45%
Pinal	5.8%				248,874	68%	74%	6%	37%	41%
Cochise	1.9%			x	82,022	67%	74%	7%	35%	39%
Yavapai	3.9%		x		165,361	83%	87%	3%	31%	35%
Gila	0.8%		x	x	34,001	75%	81%	6%	31%	32%
Greenlee	0.1%				4,866	70%	76%	6%	33%	32%
La Paz	0.3%			x	10,909	67%	68%	1%	26%	30%
Graham	0.5%			x	19,851	68%	76%	7%	27%	27%
Mohave	3.2%			x	135,180	69%	77%	8%	22%	24%

Arizona Research

Summary

The following paper is a brief outline of the methodology, implementation, results, and sources of the digital extraction of data from each of the respective county websites for the historical presidential voting records spanning over a period of time of 2012-2020 depicting the total turnout in percentage, the total registered voters, the total number of ballots cast, and the total numbers of partisan voters per precinct per county. The focus is on those counties surrounding the Phoenix metro, and they are Pima, Pinal, and Maricopa.

Search Methodology

2012

The 2012 data was sourced from the Arizona Secretary of State site:

<https://apps.azsos.gov/results/2012/General/>. This site has an FTP (file transfer protocol) list of files that include all Arizona counties. The files are all of type .txt. They are in various formats:

- CSV- Comma Separated Value file.
- Fixed length file. Processing of the data

All of these text files are included in the file folder provided. All of the text files seem to be complete and in good order with the exception of Conchise which consistently has more voters than people registered. I believe that they mixed up those two terms but I cannot confirm. Conchise's data was left as is in the text file. The 2012 text files can be found at Arizona_Package>2012_Backup_Data>Original_Text_Files

2016

The 2016 data was also sourced from the Arizona Secretary of State site: <https://apps.azsos.gov/results/2016/General/> . This site has an FTP (file transfer protocol) list of files that include all Arizona counties. The files are all of type .txt. They are in various formats:

- CSV- Comma Separated Value file.
- Fixed length file. Processing of the data

All of these text files are included in the file folder provided. Most of the text files are in good order with the exception of Coconino, as well there were many counties which had many precincts from 2012 which disappeared in 2016 (list of these counties: Mohave, Navaho, Pima, and Yavapai. I think notably the county of Pima went from 288 precincts to 248 precincts. Since the precincts did not have names they could not be matched up. Comparing 2012 precinct races to 2016 races would not be advised. In the Coconino file the numbers do not make sense. The total voters does not equal the addition of the votes garnered by each politician. There seems to be no relation between the numbers. As such I left these numbers out. The 2016 text files can be found at Arizona_Package>2016_Backup_Data>Original_Text_Files

2020

The 2020 data not available as a whole yet. The three counties that were available were sourced from different places:

- Pima County was available from the Pima county recorder site (https://webcms.pima.gov/UserFiles/Servers/Server_6/File/Government/elections/Election%20Results/ENR.CSV)
- Pinal County was available from the Pinal county recorder site: <https://results.enr.clarityelections.com/AZ/Pinal/105207/web.264614/#/reporting> (click on the Detail XLS on the left hand box below voter turnout)
- Maricopa County was available from the Maricopa county recorder site: <https://recorder.maricopa.gov/electionresults/> (click on [ArizonaExportByPrecinct_110320.txt](#))
- Apache County was also included but it was copied from a PDF from the county office and the results are not certified

Processing of the Data

The CSV files are processed by opening the file into excel and using the Text to Column command to put each piece of data into its own cell.

The Fixed file length files are basically all the fields put together in one long string. A file is provided in the Arizona Secretary of State site that provides the legend to break it into the fields. I wrote a spreadsheet that imported each field from the string block into a cell using the legend.

Using either method above, once all the fields were in a single sheet inside the spreadsheet, I sorted the spreadsheet based on the contest or race field first, then on the field with the politician's name or id second, and finally the precinct. I could copy from this list all the registered voters and ballots cast ordered by precinct. I put those two groups of data into their own sheets inside the spreadsheet. I then pulled the data from those two sheets into a final sheet.

Once that data was put in a pretty format, it was copied and pasted into the comprehensive document.

Legal Background of Pima County

I found the following blog of a person who was irate at the lack of professionalism in the 2012 election cycle. <https://fatallyflawedelections.blogspot.com/2012/08/arizona-election-fraud-pima-county.html> . This blog post has the following line: "Facts are, Pima County election process – a process involving election software the county has already admitted and situated in early cases (we won) as "fatally flawed" in a county that produced one of the most visibly hacked elections the country has ever seen." The author of the article seems to be John Brakey, co-founder of <https://www.auditelectionsusa.org/team/> and can be contacted on this page: <https://www.auditelectionsusa.org/contact/>.

Mechanisms For Fraud:

Arizona Presidential Election

Timeseries analysis identified multiple anomalies based on allocation of absentee votes to non absentee vote categories. This process of vote aggregation obscures initial and final values and can lead to misrepresentation of voter counts through artificial inflation of absentee values by human or algorithmic means.

Counties impacted by this pattern (365,022 Biden total absentee, 259,884 Trump total absentee, *Net +105,138 Biden*) tested significantly different at $p < .01$ when comparing initial ballot releases with subsequent absentee ballot updates.

Given the magnitude of difference between initial and subsequent absentee updates, if anomalies in question are left without explanation, this poses serious concerns to overall election result count integrity.

Arizona Presidential Election

Absentee Ballots

Counties **Coconino**, **Mohave**, **Pima**, **Pinal**, and **Santa Cruz** have identified irregularities regarding initial absentee ballot count releases.

These counties combined represent **27.2%** of the initial absentee ballot update or **650,167** total ballots across candidates.

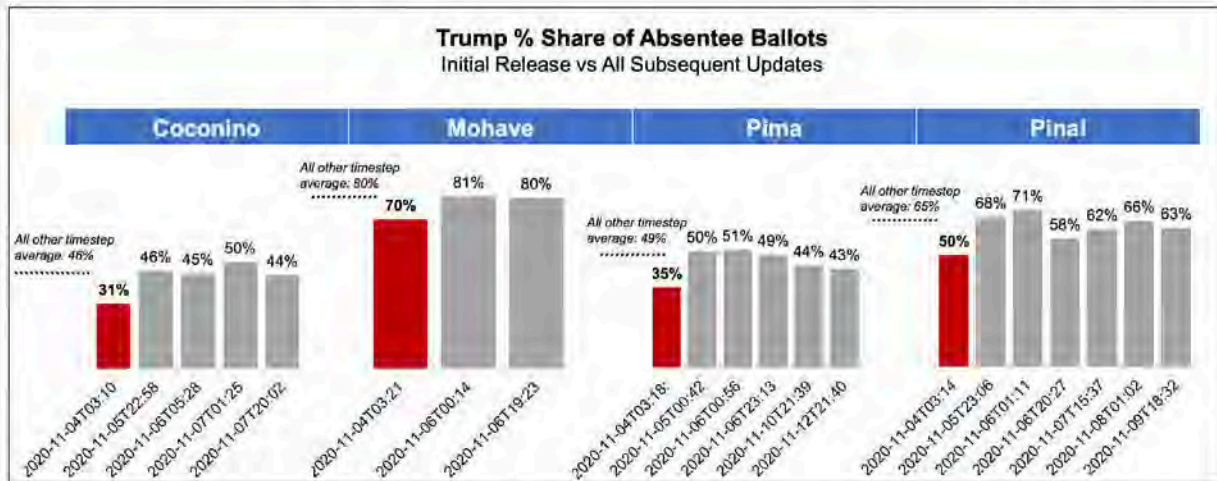
The method of updating absentee counts for these 5 counties included vote category switching, which is *inconsistent* with comparable county and national reporting processes since it can misrepresent and lead to overcounted votes.

Absentee Method	County	Anomaly Identified	Votes Impacted	% Of Total Release*
Released as a separate subtotal as first report of the night	Apache	N	10,216	0.4%
	Cochise	N	36,562	1.5%
	Coconino	Y	49,941	2.1%
	Gila	N	20,711	0.9%
	Greenlee	N	2,006	0.1%
	Maricopa	N	1,473,186	61.3%
	Mohave	Y	69,663	2.9%
	Pima	Y	410,026	17.1%
	Pinal	Y	104,866	4.4%
	Santa Cruz	N	15,671	0.7%
Released separately AFTER election night	Graham	N	9,559	0.4%
	La Paz	N	4,501	0.2%
Merged into voters' home precincts and released with cumulative result	Navajo	N	31,068	1.3%

*Absentee data and release method sourced from Edison source data NYT API
Santa Cruz release official count obscured by vote category switching

Arizona Presidential Election

Differences between the initial absentee ballot release and each subsequent update for the 4 identified counties are statistically significant at $P < .01$, indicating these populations follow separate distribution patterns and are thus statistically dissimilar.



Data Sourced from Edison via NYT API; Low sample timesteps from later updates grouped together for statistical significance; Z score, p value proportion comparisons at .01 significance level.

Arizona Presidential Election

Vote count sequence analysis across 15,915 timestamps identified 5 initial absentee releases and 3 subsequent high volume data anomalies representing total vote category switching within candidate of 434,790* for Joseph Biden and 341,646* for Donald Trump.

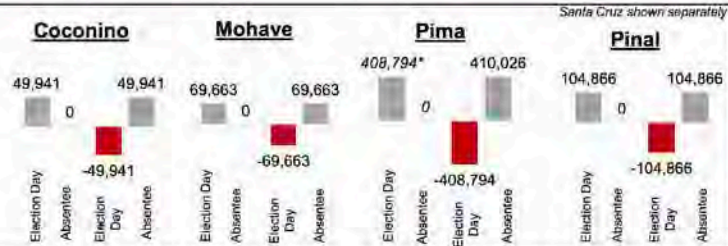
Standard Absentee Ballot Count Updates

These 10 counties have absentee vote count releases as expected, which align with reporting standards where distinct absentee vote counts are incremented directly into the absentee vote count running total with election day recorded separately.



Absentee Ballot Count Switching

System absentee votes are incremented within an incorrect vote category and later switched to the absentee running total, compromising vote count integrity. This process creates obscurity and allows manipulation of votes switched from both human and system fraud sources.

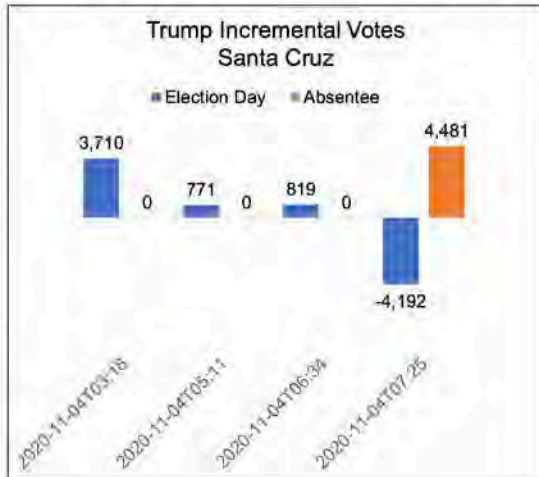


*Totals include subsequent anomalies identified in vote count updates.

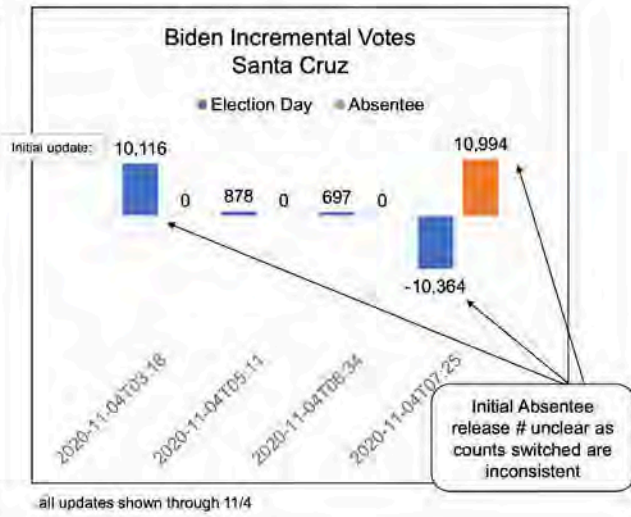
Data Sourced from Edison via NYT API. Additional Pima data inconsistency identified with count mismatch.

Arizona Presidential Election

Santa Cruz, although low in volume, provides an example of how vote count obscurity occurs when vote categories are switched. Without clear distinction of originating absentee counts, these counts can become misrepresented or selectively manipulated as they are re-assigned (out of order) to a separate category.



Data Sourced from Edison via NYT API.

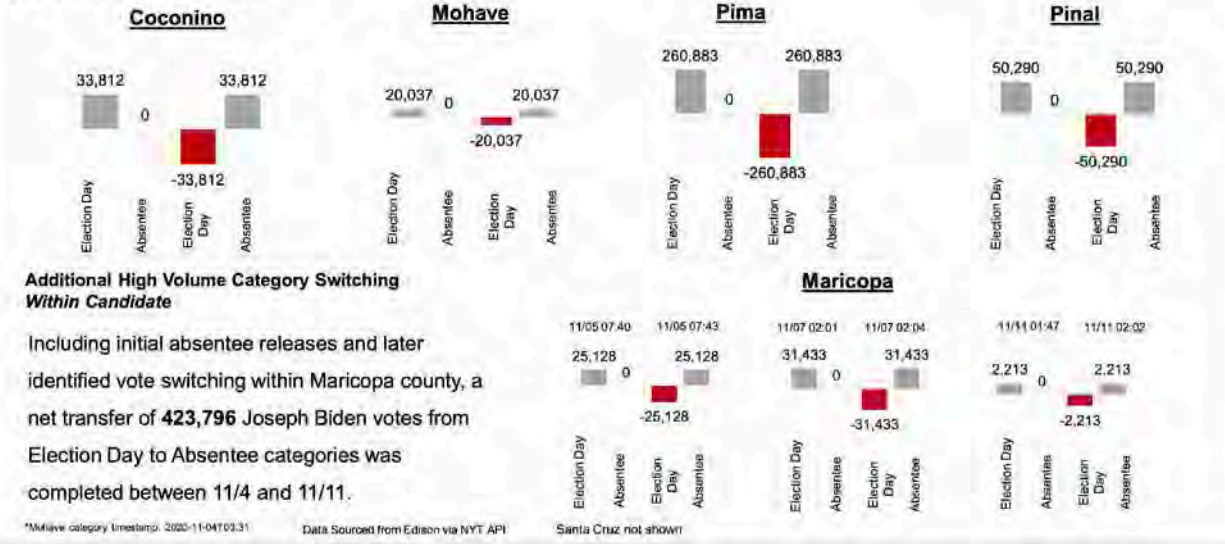


Arizona Presidential Election

High Volume Vote Category Switching
Election Day -> Absentee Ballot Counts
Joe Biden within Candidate

Time 1: Absentee Count Release
 2020-11-04T03:08

Time 2: Subsequent Absentee Switch
 2020-11-04T03:18*

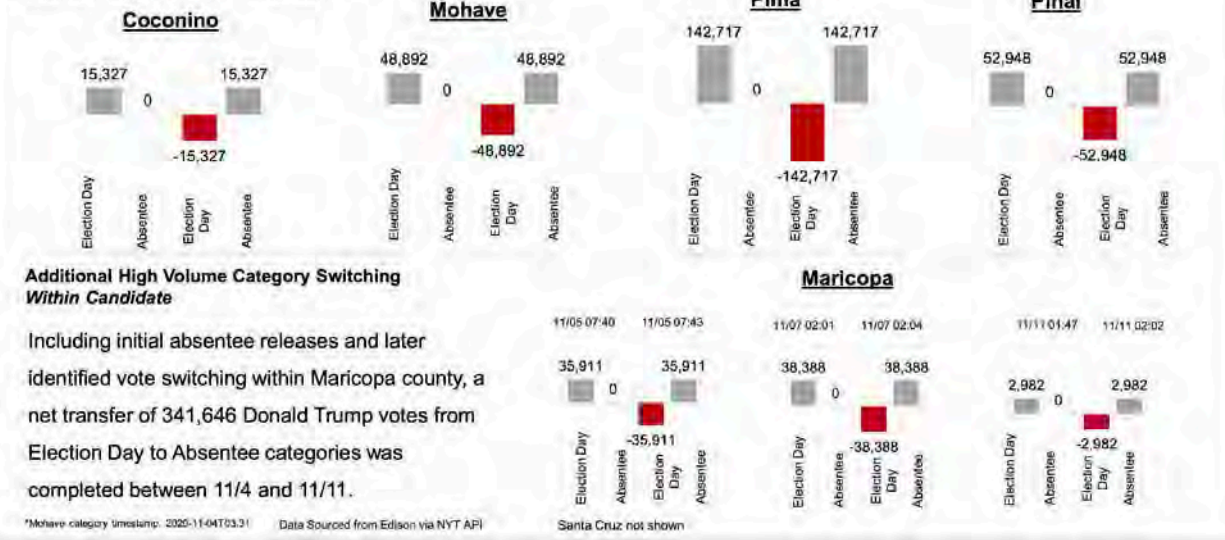


Arizona Presidential Election

High Volume Vote Category Switching
Election Day -> Absentee Ballot Counts
Donald Trump within Candidate

Time 1: Absentee Count Release
 2020-11-04T03:08

Time 2: Subsequent Absentee Switch
 2020-11-04T03:18*



Arizona Presidential Election

County	Timestamp	Trump Total	Biden Total	Jorgensen Total	Trump Absentee	Biden Absentee	Jorgensen Absentee	Total Votes	Total Absentee	Total Election Day Votes	Trump Election Day Votes	Biden Election Day Votes	Jorgensen Election Day Votes
Apache	2020-11-04T02:26:13Z	0	0	0	0	0	0	0	0	0	0	0	0
Apache	2020-11-04T04:39:27Z	2662	7440	114	2662	7440	114	10216	10216	0	0	0	0
Apache	2020-11-04T05:47:06Z	5475	8721	162	2662	7440	114	14358	10216	4142	2813	1281	48

County	Timestamp	Trump Total	Biden Total	Jorgensen Total	Trump Absentee	Biden Absentee	Jorgensen Absentee	Total Votes	Total Absentee	Total Election Day Votes	Trump Election Day Votes	Biden Election Day Votes	Jorgensen Election Day Votes
Cochise	2020-11-04T02:26:14Z	0	0	0	0	0	0	0	0	0	0	0	0
Cochise	2020-11-04T03:23:27Z	18738	17246	578	18738	17246	578	36562	36562	0	0	0	0
Cochise	2020-11-04T04:07:25Z	19644	17479	806	18738	17246	578	37729	36662	1167	906	233	26

County	Timestamp	Trump Total	Biden Total	Jorgensen Total	Trump Absentee	Biden Absentee	Jorgensen Absentee	Total Votes	Total Absentee	Total Election Day Votes	Trump Election Day Votes	Biden Election Day Votes	Jorgensen Election Day Votes
Cocoonino	2020-11-04T02:26:14Z	0	0	0	0	0	0	0	0	0	0	0	0
Cocoonino	2020-11-04T03:05:45Z	15,327	33,812	802	0	0	0	49,941	0	49,941	15,327	33,812	802
Cocoonino	2020-11-04T03:10:52Z	15,327	33,812	802	15,327	33,812	802	49,941	49,941	0	0	0	0
Cocoonino	2020-11-04T03:34:08Z	15,693	34,029	813	15,327	33,812	802	50,535	49,941	594	366	217	11

County	Timestamp	Trump Total	Biden Total	Jorgensen Total	Trump Absentee	Biden Absentee	Jorgensen Absentee	Total Votes	Total Absentee	Total Election Day Votes	Trump Election Day Votes	Biden Election Day Votes	Jorgensen Election Day Votes
Gila	2020-11-04T02:26:14Z	0	0	0	0	0	0	0	0	0	0	0	0
Gila	2020-11-04T03:15:52Z	13493	6998	220	13493	6998	220	20711	20711	0	0	0	0
Gila	2020-11-04T05:40:09Z	13493	6998	220	13493	6998	220	20758	20711	47	0	0	0
Gila	2020-11-04T07:20:39Z	16753	8398	282	13493	6998	220	25480	20711	4769	3260	1400	62

County	Timestamp	Trump Total	Biden Total	Jorgensen Total	Trump Absentee	Biden Absentee	Jorgensen Absentee	Total Votes	Total Absentee	Total Election Day Votes	Trump Election Day Votes	Biden Election Day Votes	Jorgensen Election Day Votes
Graham	2020-11-04T02:26:15Z	0	0	0	0	0	0	0	0	0	0	0	0
Graham	2020-11-04T03:31:33Z	9562	3184	185	6637	2795	127	12661	9569	3402	2925	389	58

Arizona Presidential Election

County	Timestamp	Trump Total	Biden Total	Jorgensen Total	Trump Absentee	Biden Absentee	Jorgensen Absentee	Total Votes	Total Absentee	Total Election Day Votes	Trump Election Day Votes	Biden Election Day Votes	Jorgensen Election Day Votes
Greenlee	2020-11-04T02:26:15Z	0	0	0	0	0	0	0	0	0	0	0	0
Greenlee	2020-11-04T03:14:47Z	1114	655	37	1114	655	37	2006	2006	0	0	0	0
Greenlee	2020-11-04T03:37:52Z	1341	883	40	1114	655	37	2264	2006	258	227	28	3
Greenlee	2020-11-04T04:05:26Z	1715	962	49	1114	655	37	2726	2006	720	601	107	12

County	Timestamp	Trump Total	Biden Total	Jorgensen Total	Trump Absentee	Biden Absentee	Jorgensen Absentee	Total Votes	Total Absentee	Total Election Day Votes	Trump Election Day Votes	Biden Election Day Votes	Jorgensen Election Day Votes
La Paz	2020-11-04T02:26:15Z	0	0	0	0	0	0	0	0	0	0	0	0
La Paz	2020-11-04T03:16:07Z	2936	1508	51	2936	1508	51	4501	4501	0	0	0	0
La Paz	2020-11-04T05:27:35Z	4542	2050	79	2936	1508	51	6677	4501	2176	1605	542	28

County	Timestamp	Trump Total	Biden Total	Jorgensen Total	Trump Absentee	Biden Absentee	Jorgensen Absentee	Total Votes	Total Absentee	Total Election Day Votes	Trump Election Day Votes	Biden Election Day Votes	Jorgensen Election Day Votes
Maricopa	2020-11-04T02:26:16Z	0	0	0	0	0	0	0	0	0	0	0	0
Maricopa	2020-11-04T03:06:40Z	656322	798333	18531	656322	798333	18531	1473186	1473186	0	0	0	0
Maricopa	2020-11-04T05:08:54Z	662290	805552	18897	656322	798333	18531	1486739	1473186	13553	5968	7219	366

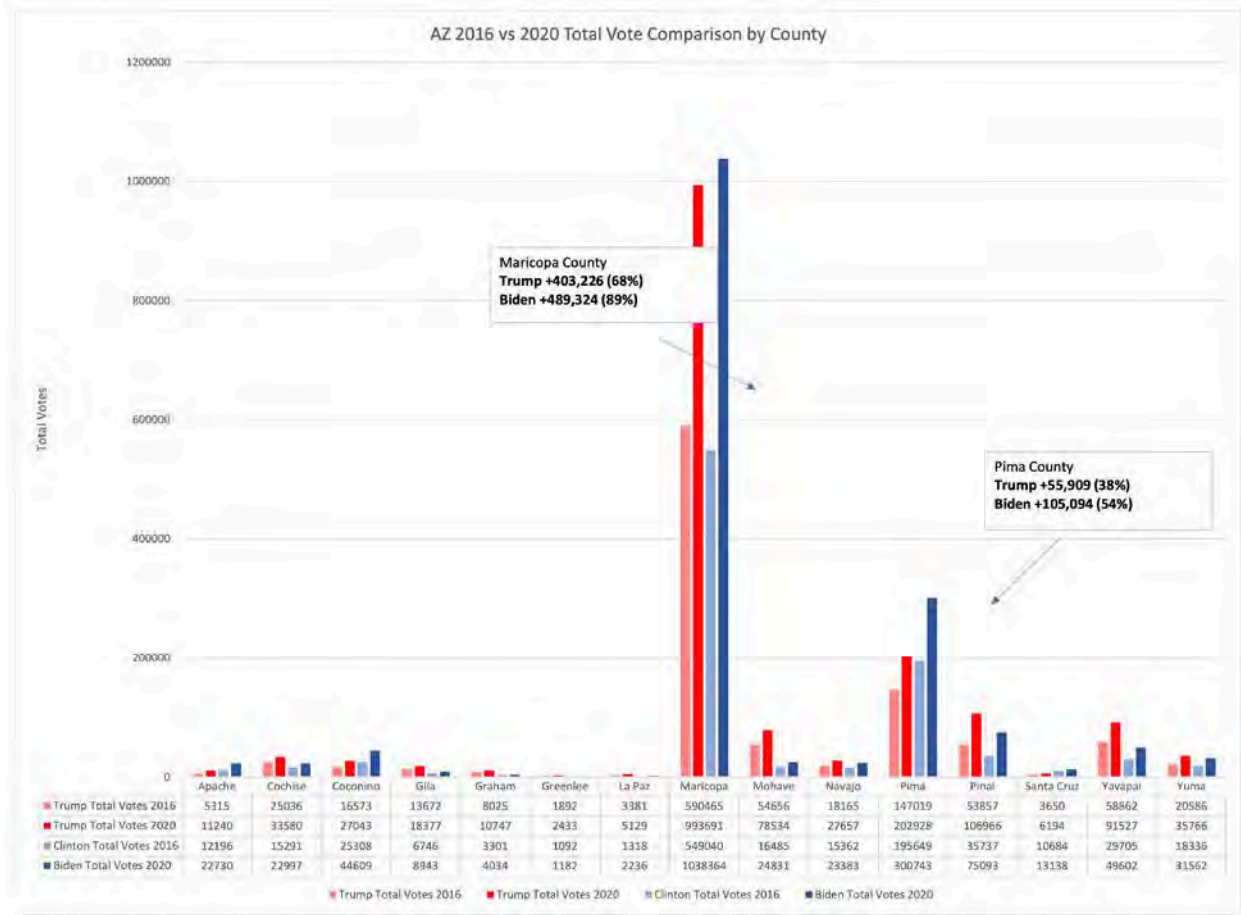
County	Timestamp	Trump Total	Biden Total	Jorgensen Total	Trump Absentee	Biden Absentee	Jorgensen Absentee	Total Votes	Total Absentee	Total Election Day Votes	Trump Election Day Votes	Biden Election Day Votes	Jorgensen Election Day Votes
Mohave	2020-11-04T02:26:16Z	0	0	0	0	0	0	0	0	0	0	0	0
Mohave	2020-11-04T03:10:50Z	48892	20037	734	0	0	0	69790	0	69790	48892	20037	734
Mohave	2020-11-04T03:10:50Z	48892	20037	734	0	0	0	69790	0	69790	48892	20037	734
Mohave	2020-11-04T03:21:52Z	48892	20037	734	48892	20037	734	69790	69663	127	0	0	0
Mohave	2020-11-04T05:11:09Z	56226	20974	898	48892	20037	734	78242	69663	8579	7334	937	164

County	Timestamp	Trump Total	Biden Total	Jorgensen Total	Trump Absentee	Biden Absentee	Jorgensen Absentee	Total Votes	Total Absentee	Total Election Day Votes	Trump Election Day Votes	Biden Election Day Votes	Jorgensen Election Day Votes
Navajo	2020-11-04T02:26:16Z	0	0	0	0	0	0	0	0	0	0	0	0
Navajo	2020-11-04T03:08:44Z	15723	14949	396	15723	14949	396	31068	31068	0	0	0	0
Navajo	2020-11-04T03:18:19Z	15723	14949	396	15723	14949	396	31158	31158	0	0	0	0
Navajo	2020-11-04T05:59:38Z	21572	16225	503	15723	14949	396	38390	31158	7232	5849	1276	107

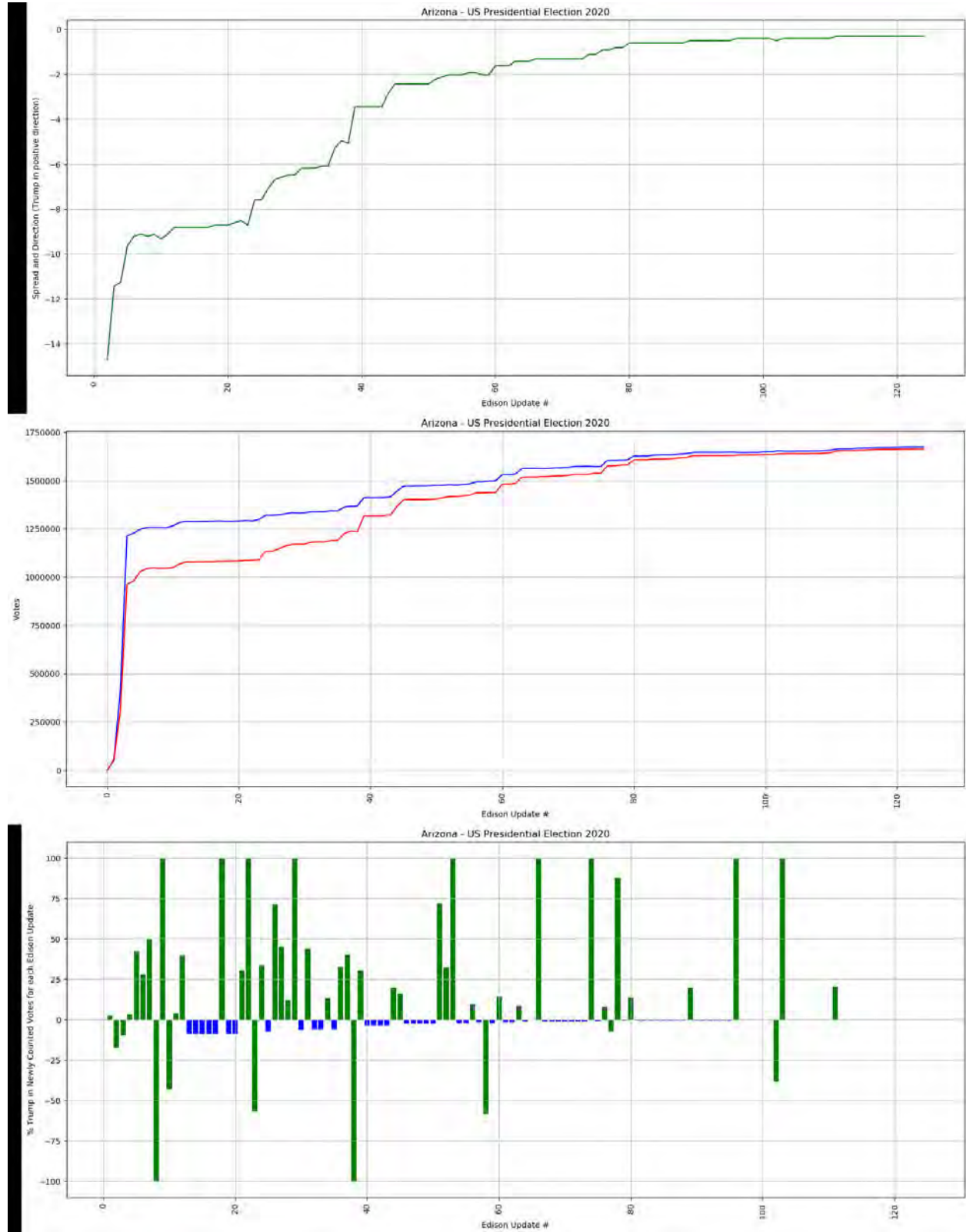
Arizona Presidential Election

County	Timestamp	Trump Total	Biden Total	Jorgensen Total	Trump Absentee	Biden Absentee	Jorgensen Absentee	Total Votes	Total Absentee	Total Election Day Votes	Trump Election Day Votes	Biden Election Day Votes	Jorgensen Election Day Votes
Pima	2020-11-04T02:26:17Z	0	0	0	0	0	0	0	0	0	0	0	0
Pima	2020-11-04T03:06:52Z	142717	260883	5194	0	0	0	408794	0	408794	142717	260883	5194
Pima	2020-11-04T03:18:58Z	142717	260883	5194	142717	260883	5194	410026	410026	0	0	0	0
Pima	2020-11-04T04:46:46Z	149955	264149	5360	142717	260883	5194	420696	410026	10670	7238	3266	166
Pinal	2020-11-04T02:26:18Z	0	0	0	0	0	0	0	0	0	0	0	0
Pinal	2020-11-04T03:03:34Z	52948	50290	1349	0	0	0	104866	0	104866	52948	50290	1349
Pinal	2020-11-04T03:14:05Z	52948	50290	1349	52948	50290	1349	104866	104866	0	0	0	0
Pinal	2020-11-04T04:04:46Z	54297	50859	1387	52948	50290	1349	106834	104866	1958	1349	579	38
Santa Cruz	2020-11-04T02:26:18Z	0	0	0	0	0	0	0	0	0	0	0	0
Santa Cruz	2020-11-04T03:18:12Z	3710	10116	161	0	0	0	14005	0	14005	3710	10116	161
Santa Cruz	2020-11-04T05:11:07Z	4481	10994	177	0	0	0	15670	0	15670	4481	10994	177
Santa Cruz	2020-11-04T06:34:38Z	5300	11691	199	0	0	0	17208	0	17208	5300	11691	199
Santa Cruz	2020-11-04T07:25:46Z	5589	12321	204	4481	10994	177	18137	15671	2466	1108	1327	27
Yavapai	2020-11-04T02:26:19Z	0	0	0	0	0	0	0	0	0	0	0	0
Yavapai	2020-11-04T03:08:44Z	70148	44635	1430	70148	44635	1430	116213	116213	0	0	0	0
Yavapai	2020-11-04T05:23:51Z	71493	44794	1468	70153	44637	1430	117755	116220	1535	1340	157	38
Yuma	2020-11-04T02:26:19Z	0	0	0	0	0	0	0	0	0	0	0	0
Yuma	2020-11-04T03:08:44Z	26107	23686	692	26107	23686	692	50485	50485	0	0	0	0
Yuma	2020-11-04T04:03:34Z	27530	24330	755	26107	23686	692	52615	50485	2130	1423	644	63

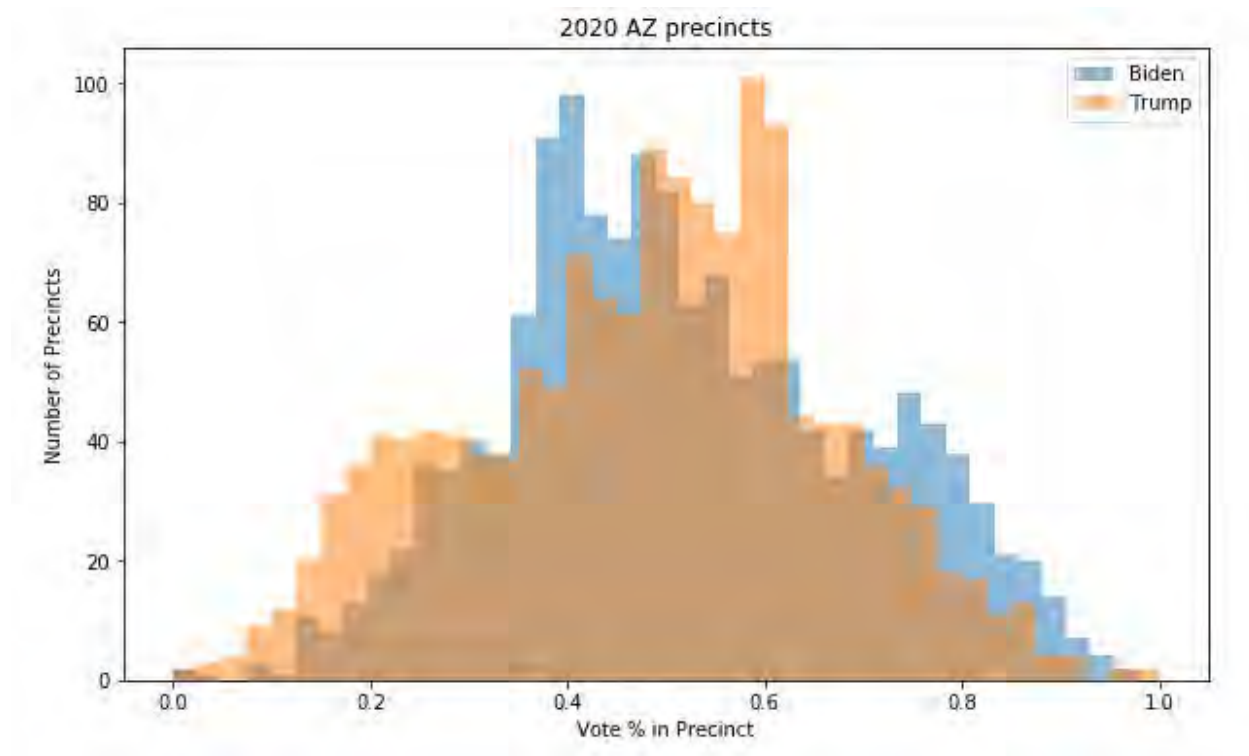
Spike Analysis



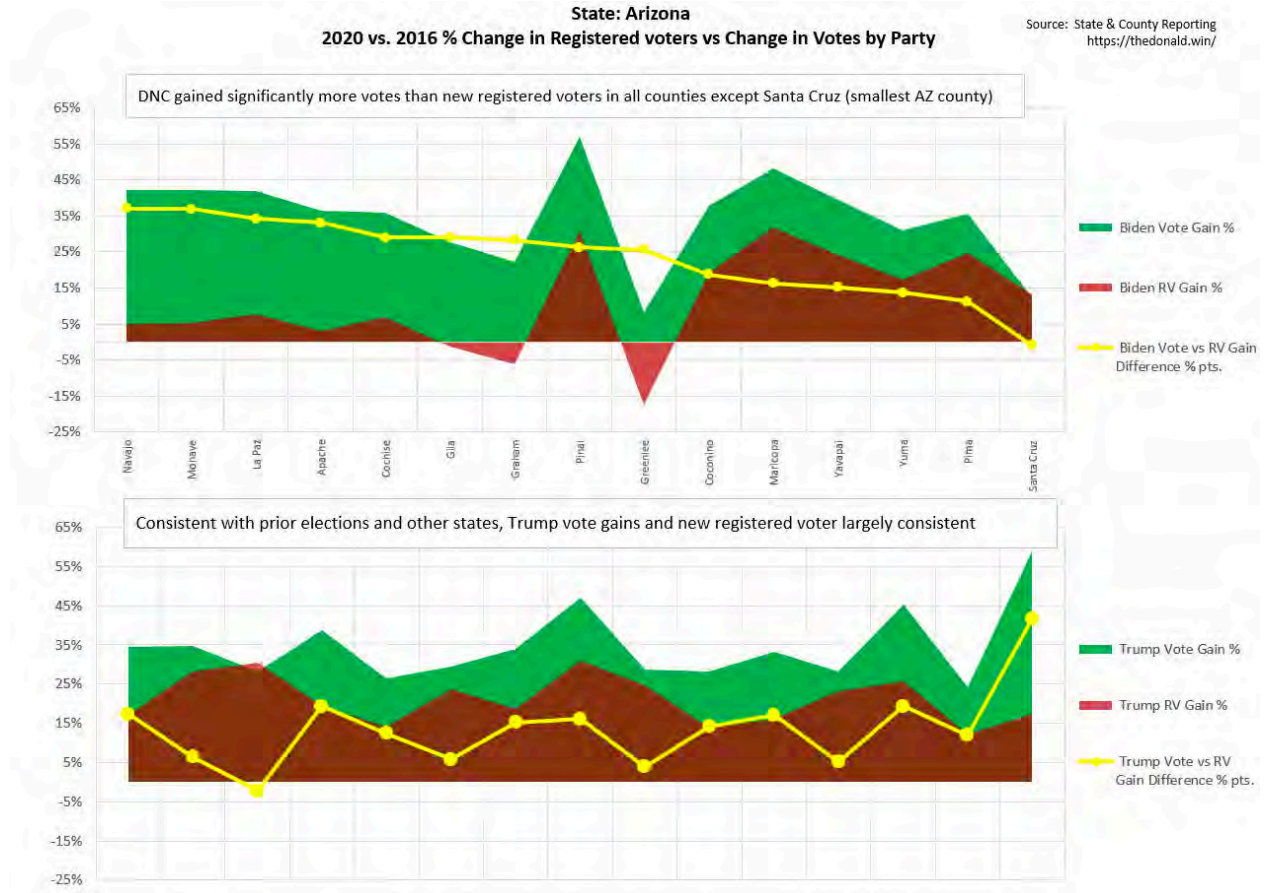
Time Series Analysis



Vote Percentage Distributions for President Trump and Joe Biden at the Precinct Level



Change in Registered Voters vs Change by Party



AZ Data Sources

Secretary of State

<https://arizona.vote/>

2020 Election Information

<https://azsos.gov/2020-election-information>

Unofficial Results

<https://results.arizona.vote/#/featured/18/0>

2020 General Election County Canvass Returns

<https://azsos.gov/2020-election-information/county-canvass-returns>

2020 General Election Hand Count Results

<https://azsos.gov/election/2020-general-election-hand-count-results>

Number of Registered Voters by County 2020

<https://worldpopulationreview.com/state-rankings/number-of-registered-voters-by-state>

Early Voting

<https://electproject.github.io/Early-Vote-2020G/AZ.html>

<https://www.dataorbital.com/2020-general-election-early-vote-tracker>

Turnout Data*

<https://results.arizona.vote/#/featured/18/0>

Candidates

<https://apps.arizona.vote/electioninfo/elections/2020-general-election/legislative/2444/18/0>

Voter Registration

<https://azsos.gov/elections/voter-registration-historical-election-data/voter-registration-counts#2020>

https://azsos.gov/sites/default/files/State_Voter_Reigstration_2020_General.csv

https://azsos.gov/sites/default/files/State_Voter_Registration_2020_General.pdf

Registration & Turnout By Precinct

https://datascience-work-product.nyc3.digitaloceanspaces.com/Arizona-Package-sleepingbeauty%237089/Report_of_AZ_precincts.xlsx

County Vote Totals

<https://azsos.gov/elections/voter-registration-historical-election-data/voter-registration-counts#2020>

NY Times Election API

<https://github.com/alex/nyt-2020-election-scraper>

NBC Election Results

<https://www.nbcnews.com/politics/2020-elections/senate-results>

New York Times Election API Aggregated Edison Time Series

https://mapthefraud.com/all_states_timeseries.csv.zip

Check Your Vote

<https://my.arizona.vote/AbsenteeTracker.aspx>

For the most recent ballot-by-mail/Early Ballot status updates, Maricopa and Pima County voters should visit the links below.

Maricopa County

<https://recorder.maricopa.gov/earlyvotingballot/earlyvotingballotstatus.aspx>

Pima County

<https://www.recorder.pima.gov/VoterStats/BallotInfo>

Map The Fraud

<https://mapthefraud.com/>

From: pb@bofiresearch.org
 To: pb@bofiresearch.org, Sonya.Bruce@bofiresearch.org, enewman@protonmail.com, Waldron@bofiresearch.org
 Subject: RE: Arizona Report
 Date: Tuesday, December 8, 2020, 12:45:41 PM
 Attachments: [Screenshot](#)
[Copy of Arizona Commission on Legislative Ethics](#)

Sonya and Mark

This is the raw feed data that shows fractional vote assignment. I copied the image from the attached spreadsheet – expanded the decimal place out on total votes: trump votes and biden-trump votes so you can see a percentage multiplier was applied to these numbers.

This pic was pulled from "Arizona-X" sheet in the attached spreadsheet – the spreadsheet is live and unlocked but I have a backup f needed.

Please watch this short video on Fractional Voting – it will explain it better than I did.

[Fraction Magic - Detailed Vote Rigging Demonstration - YouTube](#)

Hope this helps – please call if we can walk through it.

Ph I

Zulu (Embed)										Colors indicate a block of data to Review. Ingreen is added votes, then reduced and give to Biden						
State	Date	Subtract 7	Total Votes	evsp	Trump %	Biden %	Ingreen %	La Riua %	Trump Votes	Biden- Trump	Trump Change from Previous Time Stamp	Trump % of Interval Change	Biden Change from Previous Time Stamp	Biden % of Interval Change	Others Change from Previous Time Stamp	Others % of Interval Change
Arizona	11/3/2020	20:03:36	104866.0000	3	0.505	0.48			52957.3700	-2621.65000	52,957	41%	50,336	48%	1,573	1%
Arizona	11/3/2020	20:05:47	780299.0000	23	0.421	0.566			307455.8790	104891.50900	254,499	41%	365,014	54%	7,921	1%
Arizona	11/3/2020	20:06:25	2203485.0000	69	0.437	0.55			962922.9490	248991.80500	655,467	44%	798,568	54%	19,151	1%
Arizona	11/3/2020	20:08:46	2234553.0000	70	0.438	0.549			978734.2140	248075.38100	15,811	51%	14,853	48%	404	1%
Arizona	11/3/2020	20:10:54	2304343.0000	72	0.446	0.541			1027736.9780	214912.14800	49,003	70%	19,880	28%	907	1%
Arizona	11/3/2020	20:13:47	2329555.0000	73	0.448	0.539	0.013		1048360.6400	211895.30900	15,904	63%	8,581	36%	328	1%
Arizona	11/3/2020	20:14:44	2311587.0000	71	0.449	0.538	0.012		1044670.4900	208645.40000	1,230	39%	1,281	54%	(2,395)	-13.1%
Arizona	11/3/2020	20:16:33	2331651.0000	73	0.448	0.539	0.013		1044579.6480	212182.24100	(2,291)	-2546%	49	54%	2,333	2592%
Arizona	11/3/2020	20:17:55	2332883.0000	73	0.448	0.538	0.014		1045111.5840	209909.47000	552	45%	(1,669)	-135%	2,349	191%
Arizona	11/3/2020	20:18:15	2346888.0000	73	0.447	0.539			1049058.9160	215911.89600	3,927	28%	9,882	71%	186	1%
Arizona	11/3/2020	20:22:32	2383450.0000	74	0.448	0.538			1067785.4000	214510.50000	18,727	53%	17,123	67%	512	1%
Arizona	11/3/2020	20:24:23	2396381.0000	75	0.45	0.537			1078371.4500	208485.14700	10,586	82%	4,560	35%	(2,215)	-17%
Arizona	11/3/2020	20:31:35	2396411.0000	75	0.45	0.537			1078384.9000	208487.75700	14	45%	16	54%	0	1%
Arizona	11/3/2020	20:34:13	2397005.0000	75	0.45	0.537			1078652.2500	208519.43500	267	45%	319	54%	8	1%

From: pb@bofiresearch.org
 Sent: Tuesday, December 8, 2020, 1:04 PM
 To: sonora@azleg.gov, bernardkerik@protonmail.com, enewman@protonmail.com, mfinchem@azleg.gov
 Subject: Fw: Arizona Report

Gunny (Senator Borel)

Here is the Arizona data reporting that our team put together.

Also – just so you are aware – we have the capability to identify fraudulent ballots via optical scanning technology so if as a negotiation point they don't want to give access to the machines but we can get access to the "Scanned Ballot Images" for Maricopa and Pima Co we should be able to identify ballots that were 1) machine printed/filled out 2) not folded or put into an envelope 3) have barcodes that have been machine altered.

The Scanned Ballot Images are part of the documents that must be retained for 22 months under Federal Law – US Code Title 42 Sections 1974-1974e

This will allow us to pull invalid votes out of the totals. By Candidate" so that your state can certify normal elections and potentially not have to take extra legislative action.

Ph I

Please watch this short video on Fractional Voting – it will explain it better than I did.

[Fraction Magic - Detailed Vote Rigging Demonstration - YouTube](#)

From: pb@bofiresearch.org
 Sent: Tuesday, December 8, 2020, 11:16 AM
 To: bernardkerik@protonmail.com, jenia.ellis.esa@gmail.com, mfinchem@azleg.gov, Russell.Ramsland@kyru.com, kfriss@protonmail.com, pb@bofiresearch.org
 Subject: Fw: Arizona Report

Rep Finchem

Per Commissioner - this is the base research doc that our team produced on AZ.

Can you please forward to Gunny - dont have his email.

/R
 Ph I Waldron
 2 0-240-7114

Sent from ProtonMail mobile

----- Original Message -----
 On Dec 8, 2020, 11:46 AM, T <pb@bofiresearch.org> wrote:

Arizona Report

Sent with [ProtonMail](#) Secure Email.

Zulu (London) Time							
state	Date	Subtract 7	Total Votes	eevp	Trump %	Biden %	
Arizona	11/3/2020	20:03:36	104866.0000		3	0.505	0.48
Arizona	11/3/2020	20:05:47	730299.0000		23	0.421	0.566
Arizona	11/3/2020	20:06:25	2203485.0000		69	0.437	0.55
Arizona	11/3/2020	20:08:46	2234553.0000		70	0.438	0.549
Arizona	11/3/2020	20:10:54	2304343.0000		72	0.446	0.541
Arizona	11/3/2020	20:13:47	2329555.0000		73	0.448	0.539
Arizona	11/3/2020	20:14:48	2331561.0000		73	0.449	0.539
Arizona	11/3/2020	20:16:33	2331651.0000		73	0.448	0.539
Arizona	11/3/2020	20:17:55	2332883.0000		73	0.448	0.538
Arizona	11/3/2020	20:18:15	2346888.0000		73	0.447	0.539
Arizona	11/3/2020	20:22:32	2383450.0000		74	0.448	0.538
Arizona	11/3/2020	20:24:23	2396381.0000		75	0.45	0.537
Arizona	11/3/2020	20:31:35	2396411.0000		75	0.45	0.537
Arizona	11/3/2020	20:34:13	2397005.0000		75	0.45	0.537
Arizona	11/3/2020	20:37:56	2397263.0000		75	0.45	0.537
Arizona	11/3/2020	20:57:01	2398824.0000		75	0.45	0.537
Arizona	11/3/2020	21:03:37	2400954.0000		75	0.45	0.537
Arizona	11/3/2020	21:04:48	2402922.0000		75	0.45	0.536
Arizona	11/3/2020	21:05:29	2403384.0000		75	0.45	0.536
Arizona	11/3/2020	21:07:29	2404551.0000		75	0.45	0.536
Arizona	11/3/2020	21:23:33	2408896.0000		75	0.451	0.536
Arizona	11/3/2020	21:26:30	2410178.0000		75	0.451	0.535
Arizona	11/3/2020	21:38:07	2420394.0000		76	0.45	0.536
Arizona	11/3/2020	22:53:27	2483748.0000		78	0.456	0.531
Arizona	11/3/2020	22:57:55	2483894.0000		78	0.456	0.531
Arizona	11/3/2020	23:01:59	2502286.0000		78	0.458	0.528
Arizona	11/3/2020	23:04:42	2521845.0000		79	0.46	0.526
Arizona	11/3/2020	23:07:45	2533873.0000		79	0.461	0.526
Arizona	11/3/2020	23:17:33	2536236.0000		79	0.461	0.525
Arizona	11/3/2020	23:34:40	2537774.0000		79	0.461	0.525
Arizona	11/3/2020	23:43:46	2550854.0000		80	0.463	0.524
Arizona	11/3/2020	23:48:46	2552808.0000		80	0.463	0.524
Arizona	11/3/2020	23:52:30	2552842.0000		80	0.463	0.524
Arizona	11/4/2020	0:20:03	2567895.0000		80	0.463	0.523
Arizona	11/4/2020	0:20:41	2567903.0000		80	0.463	0.523
Arizona	11/4/2020	0:30:48	2623219.0000		82	0.467	0.519
Arizona	11/4/2020	0:33:40	2638624.0000		82	0.469	0.518
Arizona	11/4/2020	0:39:40	2639559.0000		82	0.468	0.518
Arizona	11/4/2020	7:44:09	2766463.0000		99	0.476	0.51
Arizona	11/4/2020	11:51:42	2766673.0000		86	0.476	0.51

Arizona	11/4/2020	12:39:52	2766739.0000	86	0.476	0.51
Arizona	11/4/2020	13:27:42	2767524.0000	86	0.476	0.51
Arizona	11/4/2020	17:41:41	2773138.0000	86	0.476	0.51
Arizona	11/4/2020	19:02:47	2848675.0000	86	0.479	0.507
Arizona	11/5/2020	0:40:12	2910677.0000	86	0.481	0.505
Arizona	11/5/2020	12:13:40	2912613.0000	86	0.481	0.505
Arizona	11/5/2020	12:45:35	2913245.0000	86	0.481	0.505
Arizona	11/5/2020	12:49:34	2913429.0000	86	0.481	0.505
Arizona	11/5/2020	13:51:36	2914614.0000	86	0.481	0.505
Arizona	11/5/2020	15:57:35	2918839.0000	86	0.481	0.505
Arizona	11/5/2020	16:06:37	2926841.0000	86	0.482	0.504
Arizona	11/5/2020	17:14:38	2932674.0000	86	0.483	0.504
Arizona	11/5/2020	17:34:35	2934297.0000	86	0.483	0.503
Arizona	11/5/2020	17:37:43	2939466.0000	86	0.483	0.503
Arizona	11/5/2020	17:53:35	2945456.0000	87	0.483	0.503
Arizona	11/5/2020	17:56:36	2973800.0000	87	0.483	0.502
Arizona	11/5/2020	18:11:35	2974062.0000	87	0.483	0.502
Arizona	11/5/2020	18:13:36	2976285.0000	88	0.483	0.503
Arizona	11/5/2020	18:27:35	2978242.0000	88	0.483	0.503
Arizona	11/5/2020	19:01:44	3053556.0000	90	0.485	0.501
Arizona	11/5/2020	20:35:42	3054736.0000	90	0.485	0.501
Arizona	11/5/2020	22:27:48	3060449.0000	90	0.485	0.501
Arizona	11/6/2020	9:01:42	3122238.0000	92	0.486	0.5
Arizona	11/6/2020	9:09:38	3123624.0000	92	0.486	0.5
Arizona	11/6/2020	9:33:32	3123624.0000	93	0.486	0.5
Arizona	11/6/2020	12:23:36	3127581.0000	93	0.486	0.499
Arizona	11/6/2020	12:48:35	3128667.0000	93	0.486	0.499
Arizona	11/6/2020	13:27:36	3135333.0000	94	0.486	0.499
Arizona	11/6/2020	15:16:38	3136364.0000	94	0.486	0.499
Arizona	11/6/2020	16:04:37	3141210.0000	94	0.486	0.499
Arizona	11/6/2020	16:13:05	3150091.0000	94	0.486	0.499
Arizona	11/6/2020	16:13:36	3150295.0000	94	0.486	0.499
Arizona	11/6/2020	16:42:34	3152467.0000	94	0.486	0.499
Arizona	11/6/2020	17:27:35	3155443.0000	94	0.487	0.498
Arizona	11/6/2020	18:24:38	3156055.0000	94	0.487	0.498
Arizona	11/6/2020	19:01:44	3227987.0000	96	0.488	0.497
Arizona	11/6/2020	19:02:26	3235450.0000	97	0.487	0.496
Arizona	11/7/2020	8:37:37	3242445.0000	97	0.487	0.495
Arizona	11/7/2020	8:53:37	3244195.0000	97	0.487	0.495
Arizona	11/7/2020	9:01:45	3284602.0000	97	0.489	0.495
Arizona	11/7/2020	13:01:48	3284905.0000	97	0.489	0.495
Arizona	11/7/2020	14:27:39	3285927.0000	97	0.489	0.495
Arizona	11/7/2020	18:02:42	3293046.0000	97	0.489	0.495
Arizona	11/7/2020	19:19:59	3295325.0000	97	0.489	0.495
Arizona	11/8/2020	10:37:42	3295569.0000	97	0.489	0.495
Arizona	11/8/2020	12:29:36	3298607.0000	97	0.489	0.495
Arizona	11/8/2020	16:01:47	3305469.0000	97	0.489	0.495

Arizona	11/8/2020	16:29:43	3308722.0000	97	0.489	0.495
Arizona	11/8/2020	16:34:40	3322208.0000	98	0.49	0.495
Arizona	11/8/2020	17:48:39	3322535.0000	98	0.49	0.495
Arizona	11/9/2020	11:02:37	3322568.0000	98	0.49	0.495
Arizona	11/9/2020	11:08:43	3322659.0000	98	0.49	0.495
Arizona	11/9/2020	11:17:37	3322804.0000	98	0.49	0.495
Arizona	11/9/2020	11:32:35	3323228.0000	98	0.49	0.495
Arizona	11/9/2020	14:05:46	3324015.0000	98	0.49	0.495
Arizona	11/9/2020	15:22:36	3327452.0000	98	0.49	0.494
Arizona	11/9/2020	16:54:39	3328043.0000	98	0.49	0.494
Arizona	11/9/2020	17:29:36	3328462.0000	98	0.49	0.494
Arizona	11/9/2020	17:45:36	3328643.0000	98	0.49	0.494
Arizona	11/9/2020	19:01:42	3335040.0000	98	0.49	0.494
Arizona	11/10/2020	13:11:44	3335055.0000	98	0.49	0.494
Arizona	11/10/2020	14:39:45	3340535.0000	98	0.49	0.495
Arizona	11/10/2020	16:18:55	3341449.0000	98	0.49	0.494
Arizona	11/10/2020	17:03:45	3341513.0000	98	0.49	0.494
Arizona	11/10/2020	17:37:43	3342739.0000	98	0.49	0.494
Arizona	11/10/2020	17:48:42	3342741.0000	98	0.49	0.494
Arizona	11/10/2020	17:57:45	3343125.0000	98	0.49	0.494
Arizona	11/10/2020	18:46:47	3343467.0000	98	0.49	0.494
Arizona	11/10/2020	19:01:56	3348758.0000	98	0.49	0.494

2,976,546
(2,976,448)



Biden

Trump

		5		
Jorgensen %	La Riva %	Trump Votes	Biden-Trump	Trump Change from Previous Time Stamp
		52957.3300	-2621.65000	52,957
		307455.8790	#####	254,499
		962922.9450	#####	655,467
		978734.2140	#####	15,811
		1027736.9780	#####	49,003
	0.013	1043640.6400	#####	15,904
	0.012	1046870.8890	#####	3,230
	0.013	1044579.6480	#####	(2,291)
	0.014	1045131.5840	#####	552
		1049058.9360	#####	3,927
		1067785.6000	#####	18,727
		1078371.4500	#####	10,586
		1078384.9500	#####	14
		1078652.2500	#####	267
		1078768.3500	#####	116
		1079470.8000	#####	702
		1080429.3000	#####	959
		1081314.9000	#####	886
		1081522.8000	#####	208
		1082047.9500	#####	525
		1086412.0960	#####	4,364
		1086990.2780	#####	578
		1089177.3000	#####	2,187
		1132589.0880	#####	43,412
		1132655.6640	#####	67
		1146046.9880	#####	13,391
		1160048.7000	#####	14,002
		1168115.4530	#####	8,067
		1169204.7960	#####	1,089
		1169913.8140	#####	709
		1181045.4020	#####	11,132
		1181950.1040	#####	905
		1181965.8460	#####	16
		1188935.3850	#####	6,970
		1188939.0890	#####	4
		1225043.2730	#####	36,104
		1237514.6560	#####	12,471
		1235313.6120	#####	(2,201)
		1316836.3880	94059.74200	81,523
		1316936.3480	94066.88200	100

1316967.7640	94069.12600	31
1317341.4240	94095.81600	374
1320013.6880	94286.69200	2,672
1364515.3250	79762.90000	44,502
1400035.6370	69856.24800	35,520
1400966.8530	69902.71200	931
1401270.8450	69917.88000	304
1401359.3490	69922.29600	89
1401929.3340	69950.73600	570
1403961.5590	70052.13600	2,032
1410737.3620	64390.50200	6,776
1416481.5420	61586.15400	5,744
1417265.4510	58685.94000	784
1419762.0780	58789.32000	2,497
1422655.2480	58909.12000	2,893
1436345.4000	56502.20000	13,690
1436471.9460	56507.17800	127
1437545.6550	59525.70000	1,074
1438490.8860	59564.84000	945
1480974.6600	48856.89600	42,484
1481546.9600	48875.77600	572
1484317.7650	48967.18400	2,771
1517407.6680	43711.33200	33,090
1518081.2640	43730.73600	674
1518081.2640	43730.73600	-
1520004.3660	40658.55300	1,923
1520532.1620	40672.67100	528
1523771.8380	40759.32900	3,240
1524272.9040	40772.73200	501
1526628.0600	40835.73000	2,355
1530944.2260	40951.18300	4,316
1531043.3700	40953.83500	99
1532098.9620	40982.07100	1,056
1536700.7410	34709.87300	4,602
1536998.7850	34716.60500	298
1575257.6560	29051.88300	38,259
1575664.1500	29119.05000	406
1579070.7150	25939.56000	3,407
1579922.9650	25953.56000	852
1606170.3780	19707.61200	26,247
1606318.5450	19709.43000	148
1606818.3030	19715.56200	500
1610299.4940	19758.27600	3,481
1611413.9250	19771.95000	1,114
1611533.2410	19773.41400	119
1613018.8230	19791.64200	1,486
1616374.3410	19832.81400	3,356

1617965.0580	19852.33200	1,591
1627881.9200	16611.04000	9,917
1628042.1500	16612.67500	160
1628058.3200	16612.84000	16
1628102.9100	16613.29500	45
1628173.9600	16614.02000	71
1628381.7200	16616.14000	208
1628767.3500	16620.07500	386
1630451.4800	13309.80800	1,684
1630741.0700	13312.17200	290
1630946.3800	13313.84800	205
1631035.0700	13314.57200	89
1634169.6000	13340.16000	3,135
1634176.9500	13340.22000	7
1636862.1500	16702.67500	2,685
1637310.0100	13365.79600	448
1637341.3700	13366.05200	31
1637942.1100	13370.95600	601
1637943.0900	13370.96400	1
1638131.2500	13372.50000	188
1638298.8300	13373.86800	168
1640891.4200	13395.03200	2,593

Totals:	1,640,891
Deltas:	-1488

NTY Report Totals

1655192 1688971.428571430000000%

"percent": 49.4,
 "percent_display": "49.43",
 "electoral_votes": 0,
 "absentee_votes": 1535271,
 "absentee_percent": 51.6,

1642379 1675896.938775510000000%

"percent": 49,
 "percent_display": "49.04",
 "electoral_votes": 0,
 "absentee_votes": 1397340,
 "absentee_percent": 46.9,

Colors Indicate a block of Data to Review. Jorgensen is added votes, then reduced and give to Biden

Trump % of Interval Change	Biden Change from Previous Time Stamp	Biden % of Interval Change	Others Change from Previous Time Stamp
	50,336		1,573
41%	363,014		7,921
44%	798,568	54%	19,151
51%	14,853	48%	404
70%	19,880	28%	907
63%	8,981	36%	328
161%	1,081	54%	(2,305)
-2546%	49	54%	2,333
45%	(1,669)	-135%	2,349
28%	9,882	71%	196
51%	17,323	47%	512
82%	4,560	35%	(2,215)
45%	16	54%	0
45%	319	54%	8
45%	139	54%	3
45%	838	54%	20
45%	1,144	54%	28
45%	(1,346)	-68%	2,429
45%	248	54%	6
45%	626	54%	16
100%	2,329	54%	(2,348)
45%	(1,723)	-134%	2,427
21%	7,886	77%	143
69%	21,539	34%	(1,597)
46%	78	53%	2
73%	2,259	12%	2,741
50%	5,283	27%	274
67%	6,327	53%	(2,365)
46%	(1,293)	-55%	2,567
46%	807	52%	22
50%	4,316	33%	(2,368)
46%	1,024	52%	25
50%	18	52%	0
50%	5,320	35%	2,764
46%	4	52%	0
65%	18,437	33%	774
50%	5,357	35%	(2,423)
-235%	484	52%	2,652
64%	43,605	34%	1,777
48%	107	51%	3

48%	34	51%	1
48%	400	51%	11
48%	2,863	51%	79
50%	29,978	40%	1,058
57%	25,614	41%	868
48%	978	50%	27
48%	319	51%	9
48%	93	50%	3
50%	598	51%	17
48%	2,134	51%	59
85%	1,114	14%	112
98%	2,940	50%	(2,851)
48%	(2,116)	-130%	2,955
48%	2,600	50%	72
48%	3,013	50%	84
48%	11,283	40%	3,371
48%	132	50%	4
48%	4,092	184%	(2,943)
50%	984	50%	27
56%	31,776	42%	1,054
49%	591	50%	17
150%	2,862	50%	80
54%	27,834	45%	865
49%	693	50%	19
50%	-	50%	-
49%	(1,149)	-29%	3,183
49%	542	50%	16
49%	3,326	50%	100
49%	514	50%	15
49%	2,418	50%	73
49%	4,432	50%	133
150%	102	50%	3
49%	1,084	50%	33
155%	(1,670)	-56%	45
250%	305	50%	9
53%	32,594	45%	1,079
5%	474	6%	6,583
49%	227	3%	3,361
49%	866	50%	32
65%	20,001	50%	(5,842)
49%	150	50%	5
49%	506	49%	16
49%	3,524	50%	114
49%	1,128	49%	36
250%	121	50%	4
49%	1,504	50%	49
49%	3,397	49%	110

350%	1,610	49%	52
74%	6,676	50%	(3,106)
49%	162	49%	5
49%	16	49%	0
49%	45	50%	1
49%	72	49%	2
49%	210	49%	6
49%	390	50%	12
49%	(1,626)	-47%	3,379
49%	292	49%	9
350%	207	49%	7
49%	89	49%	3
49%	3,160	49%	102
450%	7	49%	0
49%	6,048	110%	(3,253)
49%	(2,889)	-316%	3,355
49%	32	49%	1
49%	606	49%	20
49%	1	49%	0
49%	190	49%	6
49%	169	49%	5
49%	2,614	49%	85

1,654,286	53,580
-906	2393

Others % of Interval Change	# of votes since last time stamp	Time from last report hours:min:sec	seconds	Cumulative total Votes
				103,293
	625,433			824,098
1%	1,473,186	0:00:38	38.00	2,998,938
1%	31,068	0:02:21	179.00	5,204,442
1%	69,790	0:02:08	307.00	7,478,828
1%	25,212	0:02:53	480.00	9,778,099
-115%	2,006	0:01:01	541.00	12,081,681
2592%	90	0:01:45	646.00	14,383,021
191%	1,232	0:01:22	728.00	16,683,243
1%	14,005	0:00:20	748.00	18,997,275
1%	36,562	0:04:17	1005.00	21,347,357
-17%	12,931	0:01:51	1116.00	23,712,585
1%	30	0:07:12	6156.00	26,077,842
1%	594	0:02:38	6314.00	28,443,686
1%	258	0:03:43	6537.00	30,809,785
1%	1,561	0:19:05	7682.00	33,177,424
1%	2,130	0:06:36	8078.00	35,547,166
123%	1,968	0:01:11	8149.00	37,916,447
1%	462	0:00:41	8190.00	40,286,183
1%	1,167	0:02:00	8310.00	42,657,071
-54%	4,345	0:16:04	9274.00	45,034,651
189%	1,282	0:02:57	9451.00	47,411,087
1%	10,216	0:11:37	10148.00	49,797,595
-3%	63,354	1:15:20	14668.00	52,249,054
1%	146	0:04:28	14936.00	54,700,658
15%	18,392	0:04:04	15180.00	57,167,912
0%	19,559	0:02:43	15343.00	59,654,451
-20%	12,028	0:03:03	15526.00	62,155,384
109%	2,363	0:09:48	16114.00	64,656,112
1%	1,538	0:17:07	17141.00	67,158,357
0%	13,080	0:09:06	17687.00	69,676,050
1%	1,954	0:05:00	17987.00	72,195,672
1%	34	0:03:44	18211.00	74,715,327
0%	15,053	0:27:33	19864.00	77,247,271
1%	8	0:00:38	19902.00	79,779,224
1%	55,316	0:10:07	20509.00	82,365,718
-16%	15,405	0:02:52	20681.00	84,970,040
284%	935	0:06:00	21041.00	87,572,645
1%	126,904	7:04:29	46510.00	90,300,377
1%	210	4:07:33	61363.00	93,028,317

1%	66	0:48:10	64253.00	95,756,321
1%	785	0:47:50	67123.00	98,485,100
1%	5,614	4:13:59	82362.00	101,219,414
0%	75,537	1:21:06	87228.00	104,028,208
1%	62,002	5:37:25	107473.00	106,898,135
1%	1,936	11:33:28	149081.00	109,769,972
1%	632	0:31:55	150996.00	112,642,431
1%	184	0:03:59	151235.00	115,515,072
1%	1,185	1:02:02	154957.00	118,388,882
1%	4,225	2:05:59	162516.00	121,266,857
1%	8,002	0:09:02	163058.00	124,152,722
-49%	5,833	1:08:01	167139.00	127,047,271
182%	1,623	0:19:57	168336.00	129,940,488
1%	5,169	0:03:08	168524.00	132,838,802
1%	5,990	0:15:52	169476.00	135,743,021
12%	28,344	0:03:01	169657.00	138,672,214
1%	262	0:14:59	170556.00	141,601,665
-132%	2,223	0:02:01	170677.00	144,536,282
0%	1,957	0:13:59	171516.00	147,472,829
1%	75,314	0:34:09	173565.00	150,483,635
1%	1,180	1:33:58	179203.00	153,495,605
1%	5,713	1:52:06	214129.00	156,513,208
1%	61,789	10:33:54	252163.00	159,591,734
1%	1,386	0:07:56	252639.00	162,671,628
50%	-	0:23:54	254073.00	165,751,521
80%	3,957	2:50:04	264277.00	168,832,188
1%	1,086	0:24:59	265776.00	171,913,925
2%	6,666	0:39:01	268117.00	175,002,228
2%	1,031	1:49:02	274659.00	178,091,547
1%	4,846	0:47:59	277538.00	181,185,639
2%	8,881	0:08:28	278046.00	184,288,478
100%	204	0:00:31	278077.00	187,391,519
1%	2,172	0:28:58	279815.00	190,496,699
2%	2,976	0:45:01	282516.00	193,604,810
2%	612	0:57:03	285939.00	196,713,524
1%	71,932	0:37:06	288165.00	199,893,091
88%	7,463	0:00:42	288207.00	203,073,539
48%	6,995	13:35:11	337118.00	206,257,620
2%	1,750	0:16:00	338078.00	209,443,419
-14%	40,407	0:08:08	338566.00	212,675,468
2%	303	4:00:03	352969.00	215,907,814
2%	1,022	1:25:51	358120.00	219,141,166
2%	7,119	3:35:03	371023.00	222,381,524
2%	2,279	1:17:17	375660.00	225,624,123
200%	244	15:17:43	430723.00	228,866,963
2%	3,038	1:51:54	437437.00	232,112,793
2%	6,862	3:32:11	450168.00	235,365,374

2%	3,253	0:27:56	451844.00	238,621,157
-23%	13,486	0:04:57	452141.00	241,893,531
2%	327	1:13:59	456580.00	245,166,228
1%	33	16:14:58	515078.00	248,438,958
1%	91	0:06:06	515444.00	251,711,777
2%	145	0:08:54	515978.00	254,984,739
2%	424	0:14:58	516876.00	258,258,118
1%	787	2:33:11	526067.00	261,532,273
98%	3,437	1:16:50	530677.00	264,806,486
2%	591	1:32:03	536200.00	268,081,280
300%	419	0:34:57	538297.00	271,356,487
2%	181	0:16:00	539257.00	274,631,872
2%	6,397	1:16:06	543823.00	277,913,551
2%	15	13:35:11	592734.00	281,195,245
-59%	5,480	1:28:01	598015.00	284,485,672
367%	914	1:39:10	603965.00	287,773,658
2%	64	0:44:50	606655.00	291,061,707
2%	1,226	0:33:58	608693.00	294,350,962
2%	2	0:10:59	609352.00	297,640,219
2%	384	0:09:03	609895.00	300,929,854
2%	342	0:49:02	612837.00	304,219,826
2%	5,291	0:15:09	613746.00	307,515,003

601100.00

Cumulative Trump Votes	Cumulative Biden Votes	Cumulative Other Votes	Cumulative Trump/ Biden	Cumulative Multiplication Factor	Overall change percentage Trump
0	0	0	0	0.701071754	30.88%
254,499	363,014	0	0.701071754		
909,966	1,161,581	19,151	0.7833854	0.08231	30.34%
925,777	1,176,434	19,555	0.7869349	0.00355	17.79%
974,780	1,196,314	20,463	0.8148193	0.02788	13.03%
990,683	1,205,294	20,790	0.8219430	0.00712	10.13%
993,914	1,206,376	18,485	0.8238839	0.00194	8.23%
991,622	1,206,424	20,818	0.8219516	-0.00193	6.89%
992,174	1,204,755	23,166	0.8235483	0.00160	5.95%
996,102	1,214,637	23,363	0.8200818	-0.00347	5.24%
1,014,828	1,231,960	23,874	0.8237507	0.00367	4.75%
1,025,414	1,236,521	21,659	0.8292736	0.00552	4.32%
1,025,428	1,236,537	21,659	0.8292737	0.00000	3.93%
1,025,695	1,236,856	21,667	0.8292759	0.00000	3.61%
1,025,811	1,236,995	21,671	0.8292769	0.00000	3.33%
1,026,513	1,237,833	21,691	0.8292828	0.00001	3.09%
1,027,472	1,238,977	21,719	0.8292908	0.00001	2.89%
1,028,358	1,237,631	24,147	0.8309084	0.00162	2.71%
1,028,565	1,237,878	24,153	0.8309101	0.00000	2.55%
1,029,091	1,238,504	24,170	0.8309145	0.00000	2.41%
1,033,455	1,240,833	21,822	0.8328720	0.00196	2.29%
1,034,033	1,239,110	24,249	0.8344968	0.00162	2.18%
1,036,220	1,246,996	24,392	0.8309733	-0.00352	2.08%
1,079,632	1,268,535	22,795	0.8510858	0.02011	2.07%
1,079,698	1,268,612	22,797	0.8510863	0.00000	1.97%
1,093,090	1,270,871	25,538	0.8601104	0.00902	1.91%
1,107,091	1,276,155	25,812	0.8675212	0.00741	1.86%
1,115,158	1,282,482	23,446	0.8695315	0.00201	1.79%
1,116,247	1,281,188	26,013	0.8712595	0.00173	1.73%
1,116,956	1,281,996	26,035	0.8712639	0.00000	1.66%
1,128,088	1,286,312	23,667	0.8769943	0.00573	1.62%
1,128,993	1,287,336	23,693	0.8769995	0.00001	1.56%
1,129,009	1,287,354	23,693	0.8769996	0.00000	1.51%
1,135,978	1,292,673	26,457	0.8787819	0.00178	1.47%
1,135,982	1,292,678	26,457	0.8787820	0.00000	1.42%
1,172,086	1,311,115	27,231	0.8939612	0.01518	1.42%
1,184,557	1,316,472	24,808	0.8997971	0.00584	1.39%
1,182,356	1,316,956	27,460	0.8977949	-0.00200	1.35%
1,263,879	1,360,560	29,237	0.9289400	0.03115	1.40%
1,263,979	1,360,668	29,240	0.9289404	0.00000	1.36%

1,264,010	1,360,701	29,240	0.9289405	0.00000	1.32%
1,264,384	1,361,102	29,251	0.9289418	0.00000	1.28%
1,267,056	1,363,965	29,330	0.9289510	0.00001	1.25%
1,311,558	1,393,943	30,388	0.9408982	0.01195	1.26%
1,347,078	1,419,556	31,256	0.9489433	0.00805	1.26%
1,348,010	1,420,534	31,283	0.9489457	0.00000	1.23%
1,348,314	1,420,853	31,292	0.9489465	0.00000	1.20%
1,348,402	1,420,946	31,294	0.9489467	0.00000	1.17%
1,348,972	1,421,544	31,311	0.9489482	0.00000	1.14%
1,351,004	1,423,678	31,370	0.9489535	0.00001	1.11%
1,357,780	1,424,792	31,482	0.9529671	0.00401	1.09%
1,363,524	1,427,732	28,631	0.9550281	0.00206	1.07%
1,364,308	1,425,616	31,586	0.9569957	0.00197	1.05%
1,366,805	1,428,216	31,659	0.9570016	0.00001	1.03%
1,369,698	1,431,229	31,742	0.9570084	0.00001	1.01%
1,383,388	1,442,512	35,113	0.9590133	0.00200	1.00%
1,383,515	1,442,643	35,117	0.9590136	0.00000	0.98%
1,384,588	1,446,736	32,174	0.9570431	-0.00197	0.96%
1,385,534	1,447,720	32,202	0.9570452	0.00000	0.94%
1,428,017	1,479,496	33,256	0.9652053	0.00816	0.95%
1,428,590	1,480,087	33,272	0.9652065	0.00000	0.93%
1,431,360	1,482,949	33,352	0.9652120	0.00001	0.91%
1,464,450	1,510,783	34,217	0.9693318	0.00412	0.92%
1,465,124	1,511,476	34,237	0.9693330	0.00000	0.90%
1,465,124	1,511,476	34,237	0.9693330	0.00000	0.88%
1,467,047	1,510,327	37,420	0.9713438	0.00201	0.87%
1,467,575	1,510,869	37,436	0.9713448	0.00000	0.85%
1,470,815	1,514,195	37,536	0.9713505	0.00001	0.84%
1,471,316	1,514,710	37,552	0.9713514	0.00000	0.83%
1,473,671	1,517,128	37,624	0.9713555	0.00000	0.81%
1,477,987	1,521,560	37,757	0.9713630	0.00001	0.80%
1,478,086	1,521,662	37,761	0.9713632	0.00000	0.79%
1,479,142	1,522,745	37,793	0.9713651	0.00000	0.78%
1,483,743	1,521,075	37,838	0.9754571	0.00409	0.77%
1,484,041	1,521,380	37,847	0.9754576	0.00000	0.75%
1,522,300	1,553,974	38,926	0.9796177	0.00416	0.76%
1,522,707	1,554,448	45,509	0.9795807	-0.00004	0.75%
1,526,113	1,554,675	48,870	0.9816288	0.00205	0.74%
1,526,966	1,555,541	48,902	0.9816300	0.00000	0.73%
1,553,213	1,575,542	43,060	0.9858276	0.00420	0.73%
1,553,361	1,575,692	43,065	0.9858278	0.00000	0.72%
1,553,861	1,576,198	43,081	0.9858284	0.00000	0.71%
1,557,342	1,579,722	43,195	0.9858330	0.00000	0.70%
1,558,457	1,580,850	43,231	0.9858345	0.00000	0.69%
1,558,576	1,580,971	43,235	0.9858346	0.00000	0.68%
1,560,061	1,582,475	43,284	0.9858366	0.00000	0.67%
1,563,417	1,585,871	43,394	0.9858409	0.00000	0.66%

1,565,008	1,587,482	43,446	0.9858430	0.00000	0.66%
1,574,925	1,594,157	40,339	0.9879355	0.00209	0.65%
1,575,085	1,594,319	40,344	0.9879357	0.00000	0.64%
1,575,101	1,594,335	40,345	0.9879357	0.00000	0.63%
1,575,146	1,594,381	40,346	0.9879358	0.00000	0.63%
1,575,217	1,594,452	40,348	0.9879359	0.00000	0.62%
1,575,424	1,594,662	40,355	0.9879361	0.00000	0.61%
1,575,810	1,595,052	40,366	0.9879366	0.00000	0.60%
1,577,494	1,593,426	43,745	0.9900018	0.00207	0.60%
1,577,784	1,593,718	43,755	0.9900021	0.00000	0.59%
1,577,989	1,593,925	43,762	0.9900024	0.00000	0.58%
1,578,078	1,594,014	43,764	0.9900025	0.00000	0.57%
1,581,212	1,597,174	43,867	0.9900062	0.00000	0.57%
1,581,220	1,597,181	43,867	0.9900062	0.00000	0.56%
1,583,905	1,603,229	40,614	0.9879466	-0.00206	0.56%
1,584,353	1,600,340	43,969	0.9900100	0.00206	0.55%
1,584,384	1,600,372	43,970	0.9900100	0.00000	0.54%
1,584,985	1,600,977	43,990	0.9900107	0.00000	0.54%
1,584,986	1,600,978	43,990	0.9900107	0.00000	0.53%
1,585,174	1,601,168	43,996	0.9900109	0.00000	0.53%
1,585,342	1,601,337	44,002	0.9900111	0.00000	0.52%
1,587,934	1,603,951	44,086	0.9900142	0.00000	0.52%

Overall change percentage Biden	Overall change percentage Jo		Cumulative Trump Votes	Cumulative Biden Votes	Cumulative Other Votes
44.05%	0.00%	1	307,456	413,349	0
38.73%	0.64%	2	1,270,379	1,625,266	28,645
22.60%	0.38%	3	2,249,113	2,852,036	57,694
16.00%	0.27%	4	3,276,850	4,098,685	87,651
12.33%	0.21%	5	4,320,491	5,354,315	117,935
9.99%	0.15%	6	5,367,362	6,611,027	145,914
8.39%	0.14%	7	6,411,941	7,867,787	176,225
7.22%	0.14%	8	7,457,073	9,122,878	208,886
6.39%	0.12%	9	8,506,132	10,387,850	241,742
5.77%	0.11%	10	9,573,917	11,670,146	275,110
5.21%	0.09%	11	10,652,289	12,957,003	306,263
4.74%	0.08%	12	11,730,674	14,243,876	337,417
4.35%	0.08%	13	12,809,326	15,531,067	368,578
4.01%	0.07%	14	13,888,094	16,818,398	399,742
3.73%	0.07%	15	14,967,565	18,106,566	430,927
3.49%	0.06%	16	16,047,994	19,395,878	462,139
3.26%	0.06%	17	17,129,309	20,683,845	495,780
3.07%	0.06%	18	18,210,832	21,972,058	529,428
2.90%	0.06%	19	19,292,880	23,260,898	563,091
2.76%	0.05%	20	20,379,292	24,552,066	594,407
2.61%	0.05%	21	21,466,282	25,841,511	628,149
2.50%	0.05%	22	22,555,460	27,138,842	662,035
2.43%	0.04%	23	23,688,049	28,457,713	694,324
2.32%	0.04%	24	24,820,704	29,776,660	726,614
2.22%	0.04%	25	25,966,751	31,097,867	761,646
2.14%	0.04%	26	27,126,800	32,424,358	796,952
2.06%	0.04%	27	28,294,916	33,757,175	829,893
1.98%	0.04%	28	29,464,120	35,088,699	865,400
1.91%	0.04%	29	30,634,034	36,421,030	900,929
1.85%	0.03%	30	31,815,080	37,757,678	934,090
1.78%	0.03%	31	32,997,030	39,095,349	967,276
1.72%	0.03%	32	34,178,996	40,433,038	1,000,463
1.67%	0.03%	33	35,367,931	41,776,047	1,036,414
1.62%	0.03%	34	36,556,870	43,119,061	1,072,364
1.59%	0.03%	35	37,781,913	44,480,511	1,109,089
1.55%	0.03%	36	39,019,428	45,847,319	1,143,392
1.50%	0.03%	37	40,254,742	47,214,610	1,180,345
1.51%	0.03%	38	41,571,578	48,625,506	1,219,076
1.46%	0.03%	39	42,888,514	50,036,509	1,257,809

1.42%	0.03%	40	44,205,482	51,447,546	1,296,544
1.38%	0.03%	41	45,522,824	52,858,984	1,335,289
1.35%	0.03%	42	46,842,837	54,273,284	1,374,113
1.34%	0.03%	43	48,207,353	55,717,562	1,413,994
1.33%	0.03%	44	49,607,388	57,187,454	1,454,744
1.29%	0.03%	45	51,008,355	58,658,324	1,495,520
1.26%	0.03%	46	52,409,626	60,129,512	1,536,306
1.23%	0.03%	47	53,810,985	61,600,794	1,577,094
1.20%	0.03%	48	55,212,915	63,072,674	1,617,898
1.17%	0.03%	49	56,616,876	64,546,688	1,658,762
1.15%	0.03%	50	58,027,613	66,021,816	1,699,738
1.12%	0.02%	51	59,444,095	67,499,883	1,737,863
1.10%	0.02%	52	60,861,360	68,975,835	1,778,943
1.08%	0.02%	53	62,281,123	70,454,386	1,820,095
1.05%	0.02%	54	63,703,778	71,935,951	1,861,332
1.04%	0.03%	55	65,140,123	73,428,798	1,905,939
1.02%	0.02%	56	66,576,595	74,921,777	1,950,550
1.00%	0.02%	57	68,014,141	76,418,849	1,992,218
0.98%	0.02%	58	69,452,632	77,916,904	2,033,913
0.98%	0.02%	59	70,933,606	79,446,736	2,076,663
0.96%	0.02%	60	72,415,153	80,977,159	2,119,429
0.95%	0.02%	61	73,899,471	82,510,444	2,162,275
0.95%	0.02%	62	75,416,879	84,071,563	2,205,987
0.93%	0.02%	63	76,934,960	85,633,375	2,249,718
0.91%	0.02%	64	78,453,041	87,195,187	2,293,448
0.89%	0.02%	65	79,973,046	88,755,849	2,340,362
0.88%	0.02%	66	81,493,578	90,317,054	2,387,292
0.87%	0.02%	67	83,017,350	91,881,585	2,434,322
0.85%	0.02%	68	84,541,623	93,446,631	2,481,367
0.84%	0.02%	69	86,068,251	95,014,095	2,528,486
0.83%	0.02%	70	87,599,195	96,585,990	2,575,737
0.81%	0.02%	71	89,130,238	98,157,988	2,622,991
0.80%	0.02%	72	90,662,337	99,731,069	2,670,278
0.79%	0.02%	73	92,199,038	101,302,479	2,717,610
0.77%	0.02%	74	93,736,037	102,874,195	2,764,951
0.78%	0.02%	75	95,311,294	104,478,504	2,813,371
0.77%	0.02%	76	96,886,958	106,083,287	2,868,373
0.75%	0.02%	77	98,466,029	107,688,298	2,926,737
0.74%	0.02%	78	100,045,952	109,294,174	2,985,133
0.74%	0.02%	79	101,652,123	110,920,052	3,037,686
0.73%	0.02%	80	103,258,441	112,546,080	3,090,245
0.72%	0.02%	81	104,865,259	114,172,614	3,142,820
0.71%	0.02%	82	106,475,559	115,802,672	3,195,509
0.70%	0.02%	83	108,086,973	117,433,858	3,248,234
0.69%	0.02%	84	109,698,506	119,065,164	3,300,963
0.68%	0.02%	85	111,311,525	120,697,975	3,353,741
0.67%	0.02%	86	112,927,899	122,334,182	3,406,628

0.67%	0.02%	87	114,545,864	123,971,999	3,459,568
0.66%	0.02%	88	116,173,746	125,616,492	3,509,401
0.65%	0.02%	89	117,801,788	127,261,147	3,559,239
0.64%	0.02%	90	119,429,847	128,905,818	3,609,077
0.63%	0.02%	91	121,057,950	130,550,534	3,658,917
0.63%	0.02%	92	122,686,124	132,195,322	3,708,759
0.62%	0.02%	93	124,314,505	133,840,320	3,758,608
0.61%	0.02%	94	125,943,273	135,485,708	3,808,468
0.60%	0.02%	95	127,573,724	137,129,469	3,861,707
0.59%	0.02%	96	129,204,465	138,773,522	3,914,956
0.59%	0.02%	97	130,835,412	140,417,782	3,968,211
0.58%	0.02%	98	132,466,447	142,062,132	4,021,469
0.57%	0.02%	99	134,100,616	143,709,642	4,074,830
0.57%	0.02%	100	135,734,793	145,357,159	4,128,191
0.56%	0.01%	101	137,371,655	147,010,724	4,178,299
0.56%	0.02%	102	139,008,965	148,661,400	4,231,762
0.55%	0.02%	103	140,646,307	150,312,107	4,285,226
0.54%	0.01%	104	142,284,249	151,963,420	4,338,710
0.54%	0.01%	105	143,922,192	153,614,734	4,392,194
0.53%	0.01%	106	145,560,323	155,266,238	4,445,684
0.53%	0.01%	107	147,198,622	156,917,911	4,499,180
0.52%	0.01%	108	148,839,513	158,572,197	4,552,760

0.781643643	
0.788599221	0.006955579
0.799488104	0.010888883
0.80691749	0.007429386
0.811880183599949000000	0.004962693
0.814961253	0.00308107
0.817403575	0.002442322
0.818853903	0.001450327
0.8203768	0.001522897
0.822125982	0.001749182
0.823559121	0.00143314
0.824755034	0.001195912
0.825767988	0.001012954
0.826637424	0.000869436
0.827391991	0.000754568
0.8281492	0.000757209
0.828817756	0.000668556
0.829412532	0.000594776
0.830043883	0.000631351
0.830689904	0.000646021
0.831113554	0.00042365
0.83239469	0.001281136
0.833562403	0.001167713
0.835001039	0.001438636
0.836617964	0.001616926
0.838189679	0.001571715
0.83970399	0.001514311
0.841108395	0.001404405
0.842612194	0.001503799
0.844014199	0.001402005
0.845323454	0.001309255
0.846607882	0.001284428
0.847812302	0.00120442
0.849403755	0.001591453
0.851073285	0.00166953
0.852590787	0.001517503
0.854933577	0.00234279
0.857144409	0.002210832

0.859234021	0.002089611
0.861212616	0.001978595
0.863092	0.001879384
0.865209292	0.002117292
0.867452293	0.002243001
0.869584261	0.002131968
0.871612355	0.002028094
0.873543695	0.00193134
0.875385662	0.001841967
0.87714611	0.001760448
0.878915748	0.001769638
0.880654782	0.001739034
0.882357723	0.001702941
0.883992126	0.001634403
0.885562467	0.001570342
0.887119562	0.001557095
0.888614734	0.001495172
0.89001787	0.001403135
0.891367955	0.001350086
0.892844817	0.001476862
0.894266415	0.001421598
0.895637787	0.001371372
0.897055752	0.001417965
0.898422612	0.00136686
0.899740506	0.001317894
0.901045352	0.001304846
0.902305533	0.001260181
0.903525437	0.001219904
0.904704873	0.001179436
0.905847187	0.001142314
0.906955497	0.00110831
0.908028378	0.001072881
0.909068142	0.001039764
0.910136047	0.001067905
0.911171525	0.001035478
0.912257456	0.001085931
0.913310296	0.00105284
0.914361462	0.001051166
0.915382297	0.001020835
0.916444959	0.001062661
0.917477011	0.001032052
0.918479973	0.001002963
0.919456843	0.000976869
0.920407241	0.000950398
0.921331666	0.000924425
0.92223192	0.000900254
0.92310994	0.00087802

0.923965613	0.000855673
0.924828772	0.000863159
0.925669705	0.000840933
0.926489187	0.000819482
0.927288043	0.000798856
0.928067055	0.000779012
0.928827016	0.000759961
0.929568696	0.00074168
0.930315891	0.000747195
0.931045513	0.000729622
0.931758139	0.000712625
0.932454305	0.000696167
0.933135832	0.000681527
0.933801913	0.000666081
0.934432889	0.000630975
0.935071012	0.000638123
0.935695131	0.000624119
0.936305913	0.000610782
0.936903564	0.000597651
0.937488569	0.000585005
0.938061318	0.000572749
0.938623013	0.000561696

Percentage Ratio	Trump%/Biden%	Correcting Factor
1.052083333	1.052083333	
0.743816254	0.743816254	-0.308267079
0.794545455	0.794545455	0.0507292
0.797814208	0.797814208	0.003268753
0.824399261	0.824399261	0.026585053
0.831168831	0.831168831	0.006769571
0.833024119	0.833024119	0.001855288
0.831168831	0.831168831	-0.001855288
0.832713755	0.832713755	0.001544923
0.829313544	0.829313544	-0.003400211
0.832713755	0.832713755	0.003400211
0.837988827	0.837988827	0.005275072
0.837988827	0.837988827	0
0.837988827	0.837988827	0
0.837988827	0.837988827	0
0.837988827	0.837988827	0
0.837988827	0.837988827	0
0.839552239	0.839552239	0.001563412
0.839552239	0.839552239	0
0.839552239	0.839552239	0
0.84141791	0.84141791	0.001865672
0.842990654	0.842990654	0.001572744
0.839552239	0.839552239	-0.003438415
0.858757062	0.858757062	0.019204823
0.858757062	0.858757062	0
0.867424242	0.867424242	0.00866718
0.874524715	0.874524715	0.007100472
0.876425856	0.876425856	0.001901141
0.878095238	0.878095238	0.001669383
0.878095238	0.878095238	0
0.883587786	0.883587786	0.005492548
0.883587786	0.883587786	0
0.883587786	0.883587786	0
0.885277247	0.885277247	0.00168946
0.885277247	0.885277247	0
0.899807322	0.899807322	0.014530075
0.905405405	0.905405405	0.005598084
0.903474903	0.903474903	-0.001930502
0.933333333	0.933333333	0.02985843
0.933333333	0.933333333	0

0.933333333	0.933333333	0
0.933333333	0.933333333	0
0.933333333	0.933333333	0
0.944773176	0.944773176	0.011439842
0.952475248	0.952475248	0.007702072
0.952475248	0.952475248	0
0.952475248	0.952475248	0
0.952475248	0.952475248	0
0.952475248	0.952475248	0
0.952475248	0.952475248	0
0.956349206	0.956349206	0.003873959
0.958333333	0.958333333	0.001984127
0.960238569	0.960238569	0.001905235
0.960238569	0.960238569	0
0.960238569	0.960238569	0
0.962151394	0.962151394	0.001912826
0.962151394	0.962151394	0
0.960238569	0.960238569	-0.001912826
0.960238569	0.960238569	0
0.968063872	0.968063872	0.007825304
0.968063872	0.968063872	0
0.968063872	0.968063872	0
0.972	0.972	0.003936128
0.972	0.972	0
0.972	0.972	0
0.973947896	0.973947896	0.001947896
0.973947896	0.973947896	0
0.973947896	0.973947896	0
0.973947896	0.973947896	0
0.973947896	0.973947896	0
0.973947896	0.973947896	0
0.973947896	0.973947896	0
0.973947896	0.973947896	0
0.973947896	0.973947896	0
0.977911647	0.977911647	0.003963751
0.977911647	0.977911647	0
0.981891348	0.981891348	0.003979702
0.981854839	0.981854839	-3.65094E-05
0.983838384	0.983838384	0.001983545
0.983838384	0.983838384	0
0.987878788	0.987878788	0.004040404
0.987878788	0.987878788	0
0.987878788	0.987878788	0
0.987878788	0.987878788	0
0.987878788	0.987878788	0
0.987878788	0.987878788	0
0.987878788	0.987878788	0
0.987878788	0.987878788	0
0.987878788	0.987878788	0
0.987878788	0.987878788	0

0.987878788	0.987878788	0
0.98989899	0.98989899	0.002020202
0.98989899	0.98989899	0
0.98989899	0.98989899	0
0.98989899	0.98989899	0
0.98989899	0.98989899	0
0.98989899	0.98989899	0
0.98989899	0.98989899	0
0.991902834	0.991902834	0.002003844
0.991902834	0.991902834	0
0.991902834	0.991902834	0
0.991902834	0.991902834	0
0.991902834	0.991902834	0
0.991902834	0.991902834	0
0.98989899	0.98989899	-0.002003844
0.991902834	0.991902834	0.002003844
0.991902834	0.991902834	0
0.991902834	0.991902834	0
0.991902834	0.991902834	0
0.991902834	0.991902834	0
0.991902834	0.991902834	0
0.991902834	0.991902834	0

Arizona Fractional Voting

Nytimes - JSON Datasource

Raw Data Tab show's json data exported to xls format

Arizona -X Tab run comparisons across the timeseries to look p

percentage change

state	Date	Time	Total Votes	Percent Reporting	Trump Percentage	Biden Percentage
Arizona	11/4/2020	3:03:36	104866.00000	3	0.505	0.48
Arizona	11/4/2020	3:05:47	730299.00000	23	0.421	0.566
Arizona	11/4/2020	3:06:25	2203485.00000	69	0.437	0.55
Arizona	11/4/2020	3:08:46	2234553.00000	70	0.438	0.549
Arizona	11/4/2020	3:10:54	2304343.00000	72	0.446	0.541
Arizona	11/4/2020	3:13:47	2329555.00000	73	0.448	0.539
Arizona	11/4/2020	3:14:48	2331561.00000	73	0.449	0.539
Arizona	11/4/2020	3:16:33	2331651.00000	73	0.448	0.539
Arizona	11/4/2020	3:17:55	2332883.00000	73	0.448	0.538
Arizona	11/4/2020	3:18:15	2346888.00000	73	0.447	0.539
Arizona	11/4/2020	3:22:32	2383450.00000	74	0.448	0.538
Arizona	11/4/2020	3:24:23	2396381.00000	75	0.45	0.537
Arizona	11/4/2020	3:31:35	2396411.00000	75	0.45	0.537
Arizona	11/4/2020	3:34:13	2397005.00000	75	0.45	0.537
Arizona	11/4/2020	3:37:56	2397263.00000	75	0.45	0.537
Arizona	11/4/2020	3:57:01	2398824.00000	75	0.45	0.537
Arizona	11/4/2020	4:03:37	2400954.00000	75	0.45	0.537
Arizona	11/4/2020	4:04:48	2402922.00000	75	0.45	0.536
Arizona	11/4/2020	4:05:29	2403384.00000	75	0.45	0.536
Arizona	11/4/2020	4:07:29	2404551.00000	75	0.45	0.536
Arizona	11/4/2020	4:23:33	2408896.00000	75	0.451	0.536
Arizona	11/4/2020	4:26:30	2410178.00000	75	0.451	0.535
Arizona	11/4/2020	4:38:07	2420394.00000	76	0.45	0.536
Arizona	11/4/2020	5:53:27	2483748.00000	78	0.456	0.531
Arizona	11/4/2020	5:57:55	2483894.00000	78	0.456	0.531
Arizona	11/4/2020	6:01:59	2502286.00000	78	0.458	0.528
Arizona	11/4/2020	6:04:42	2521845.00000	79	0.46	0.526
Arizona	11/4/2020	6:07:45	2533873.00000	79	0.461	0.526
Arizona	11/4/2020	6:17:33	2536236.00000	79	0.461	0.525
Arizona	11/4/2020	6:34:40	2537774.00000	79	0.461	0.525
Arizona	11/4/2020	6:43:46	2550854.00000	80	0.463	0.524
Arizona	11/4/2020	6:48:46	2552808.00000	80	0.463	0.524
Arizona	11/4/2020	6:52:30	2552842.00000	80	0.463	0.524
Arizona	11/4/2020	7:20:03	2567895.00000	80	0.463	0.523
Arizona	11/4/2020	7:20:41	2567903.00000	80	0.463	0.523
Arizona	11/4/2020	7:30:48	2623219.00000	82	0.467	0.519
Arizona	11/4/2020	7:33:40	2638624.00000	82	0.469	0.518
Arizona	11/4/2020	7:39:40	2639559.00000	82	0.468	0.518
Arizona	11/4/2020	14:44:09	2766463.00000	99	0.476	0.51
Arizona	11/4/2020	18:51:42	2766673.00000	86	0.476	0.51
Arizona	11/4/2020	19:39:52	2766739.00000	86	0.476	0.51
Arizona	11/4/2020	20:27:42	2767524.00000	86	0.476	0.51
Arizona	11/5/2020	0:41:41	2773138.00000	86	0.476	0.51
Arizona	11/5/2020	2:02:47	2848675.00000	86	0.479	0.507

Arizona	11/5/2020	7:40:12	2910677.00000	86	0.481	0.505
Arizona	11/5/2020	19:13:40	2912613.00000	86	0.481	0.505
Arizona	11/5/2020	19:45:35	2913245.00000	86	0.481	0.505
Arizona	11/5/2020	19:49:34	2913429.00000	86	0.481	0.505
Arizona	11/5/2020	20:51:36	2914614.00000	86	0.481	0.505
Arizona	11/5/2020	22:57:35	2918839.00000	86	0.481	0.505
Arizona	11/5/2020	23:06:37	2926841.00000	86	0.482	0.504
Arizona	11/6/2020	0:14:38	2932674.00000	86	0.483	0.504
Arizona	11/6/2020	0:34:35	2934297.00000	86	0.483	0.503
Arizona	11/6/2020	0:37:43	2939466.00000	86	0.483	0.503
Arizona	11/6/2020	0:53:35	2945456.00000	87	0.483	0.503
Arizona	11/6/2020	0:56:36	2973800.00000	87	0.483	0.502
Arizona	11/6/2020	1:11:35	2974062.00000	87	0.483	0.502
Arizona	11/6/2020	1:13:36	2976285.00000	88	0.483	0.503
Arizona	11/6/2020	1:27:35	2978242.00000	88	0.483	0.503
Arizona	11/6/2020	2:01:44	3053556.00000	90	0.485	0.501
Arizona	11/6/2020	3:35:42	3054736.00000	90	0.485	0.501
Arizona	11/6/2020	5:27:48	3060449.00000	90	0.485	0.501
Arizona	11/6/2020	16:01:42	3122238.00000	92	0.486	0.5
Arizona	11/6/2020	16:09:38	3123624.00000	92	0.486	0.5
Arizona	11/6/2020	16:33:32	3123624.00000	93	0.486	0.5
Arizona	11/6/2020	19:23:36	3127581.00000	93	0.486	0.499
Arizona	11/6/2020	19:48:35	3128667.00000	93	0.486	0.499
Arizona	11/6/2020	20:27:36	3135333.00000	94	0.486	0.499
Arizona	11/6/2020	22:16:38	3136364.00000	94	0.486	0.499
Arizona	11/6/2020	23:04:37	3141210.00000	94	0.486	0.499
Arizona	11/6/2020	23:13:05	3150091.00000	94	0.486	0.499
Arizona	11/6/2020	23:13:36	3150295.00000	94	0.486	0.499
Arizona	11/6/2020	23:42:34	3152467.00000	94	0.486	0.499
Arizona	11/7/2020	0:27:35	3155443.00000	94	0.487	0.498
Arizona	11/7/2020	1:24:38	3156055.00000	94	0.487	0.498
Arizona	11/7/2020	2:01:44	3227987.00000	96	0.488	0.497
Arizona	11/7/2020	2:02:26	3235450.00000	97	0.487	0.496
Arizona	11/7/2020	15:37:37	3242445.00000	97	0.487	0.495
Arizona	11/7/2020	15:53:37	3244195.00000	97	0.487	0.495
Arizona	11/7/2020	16:01:45	3284602.00000	97	0.489	0.495
Arizona	11/7/2020	20:01:48	3284905.00000	97	0.489	0.495
Arizona	11/7/2020	21:27:39	3285927.00000	97	0.489	0.495
Arizona	11/8/2020	1:02:42	3293046.00000	97	0.489	0.495
Arizona	11/8/2020	2:19:59	3295325.00000	97	0.489	0.495
Arizona	11/8/2020	17:37:42	3295569.00000	97	0.489	0.495
Arizona	11/8/2020	19:29:36	3298607.00000	97	0.489	0.495
Arizona	11/8/2020	23:01:47	3305469.00000	97	0.489	0.495
Arizona	11/8/2020	23:29:43	3308722.00000	97	0.489	0.495
Arizona	11/8/2020	23:34:40	3322208.00000	98	0.49	0.495
Arizona	11/9/2020	0:48:39	3322535.00000	98	0.49	0.495
Arizona	11/9/2020	18:02:37	3322568.00000	98	0.49	0.495

Arizona	11/9/2020	18:08:43	3322659.00000	98	0.49	0.495
Arizona	11/9/2020	18:17:37	3322804.00000	98	0.49	0.495
Arizona	11/9/2020	18:32:35	3323228.00000	98	0.49	0.495
Arizona	11/9/2020	21:05:46	3324015.00000	98	0.49	0.495
Arizona	11/9/2020	22:22:36	3327452.00000	98	0.49	0.494
Arizona	11/9/2020	23:54:39	3328043.00000	98	0.49	0.494
Arizona	11/10/2020	0:29:36	3328462.00000	98	0.49	0.494
Arizona	11/10/2020	0:45:36	3328643.00000	98	0.49	0.494
Arizona	11/10/2020	2:01:42	3335040.00000	98	0.49	0.494
Arizona	11/10/2020	20:11:44	3335055.00000	98	0.49	0.494
Arizona	11/10/2020	21:39:45	3340535.00000	98	0.49	0.495
Arizona	11/10/2020	23:18:55	3341449.00000	98	0.49	0.494
Arizona	11/11/2020	0:03:45	3341513.00000	98	0.49	0.494
Arizona	11/11/2020	0:37:43	3342739.00000	98	0.49	0.494
Arizona	11/11/2020	0:48:42	3342741.00000	98	0.49	0.494
Arizona	11/11/2020	0:57:45	3343125.00000	98	0.49	0.494
Arizona	11/11/2020	1:46:47	3343467.00000	98	0.49	0.494
Arizona	11/11/2020	2:01:56	3348758.00000	98	0.49	0.494
Arizona	11/11/2020	23:10:45	3353724.00000	99	0.49	0.494
Arizona	11/12/2020	3:16:53	3366867.00000	99	0.491	0.494

0.015
0.015
0.015
0.015
0.016
0.016
0.016
0.016
0.016
0.016
0.015
0.016
0.016
0.016
0.016
0.016
0.016
0.016
0.016
0.016
0.015

From: [Sonny Borrelli](mailto:Sonny.Borrelli)
To: p@bonfiresearch.org
Subject: RE: Arizona Report
Date: Thursday, December 10, 2020 2:44:00 PM

Thanks

From: p@bonfiresearch.org <p@bonfiresearch.org>
Sent: Tuesday, December 8, 2020 12:04 PM
To: Sonny Borrelli <sborrelli@azleg.gov>; bernardkerik@protonmail.com; 'enewman' <enewman@protonmail.com>; Mark Finchem <MFinchem@azleg.gov>
Subject: FW: Arizona Report

Gunny (Senator Borelli)

Here is the Arizona data reporting that our team put together.

Also – just so you are aware – we have the capability to identify fraudulent ballots via optical scanning technology, so if, as a negotiation point, they don't want to give access to the machines, but we can get access to the "Scanned Ballot Images" for Maricopa and Pima Co, we should be able to identify ballots that were 1) machine printed/filled out 2) not folded or put into an envelope 3) have barcodes that have been machine altered.

The Scanned Ballot Images are part of the documents that must be retained for 22 months under Federal Law – US Code Title 42, Sections 1974-1974e

This will allow us to pull invalid votes out of the totals "By Candidate" so that your state can certify normal elections and potentially not have to take extra legislative action.

Phil

Please watch this short video on Fractional Voting – it will explain it better than I did.

[Fraction Magic - Detailed Vote Rigging Demonstration - YouTube](#)

From: p <p@bonfiresearch.org>
Sent: Tuesday, December 8, 2020 11:16 AM
To: bernardkerik@protonmail.com; jenna.ellis.esq@gmail.com; mfinchem <mfinchem@azleg.gov>; 'Russell Ramsland' <yrku9sqs@protonmail.com>; kfriess <kfriess@protonmail.com>; t <t@bonfiresearch.org>
Subject: Fw: Arizona Report

Rep Finchum,

Per Commissioner - this is the base research doc that our team produced on AZ.

Can you please forward to Gunny - dont have his email.

V/R
Phil Waldron
210-240-7114

Sent from ProtonMail mobile

----- Original Message -----

On Dec 8, 2020, 11:46 AM, T <t@bonfiresearch.org> wrote:

Arizona Report

Sent with [ProtonMail](#) Secure Email.

From: [Michael Bowman](#)
To: [Kelly Townsend](#)
Subject: RE: ALEC /Elections
Date: Wednesday, November 3, 2021 2:02:00 PM

Senator:

Great to hear from you. ALEC works on the election issues in the Process Working Group. It meets in San Diego on Wednesday 12/1 from 8:15 AM to 11 AM. It discusses all the issues, but does not create policy for ALEC. Love to have you join us. Any questions let me know.

Michael D. Bowman
President
ALEC Action
2900 Crystal Drive
Arlington, VA 22202
202-557-8483


From: Kelly Townsend <ktownsend@azleg.gov>
Sent: Tuesday, November 2, 2021 3:54 PM
To: Michael Bowman <mbowman@alecaction.org>
Subject: ALEC /Elections

Michael,

Can you please tell me which committee at Alec would be appropriate to discuss elections and the election Integrity?

Thank you!
Senator Kelly Townsend
Mesa, AZ

From: [Michael Bowman](#)
To: [Kelly Townsend](#)
Subject: Support Income Tax Relief and Improve Arizona's Economic Outlook
Date: Friday, June 11, 2021 2:06:19 PM



June 11, 2021

Dear Arizona Leaders,

ALEC *Action* urges you to support efforts that would allow Arizonans to keep more of their hard-earned paychecks. For instance, by reducing personal income tax rates to a flat 2.5% for most Arizonans and capping the rate paid by high earners at 4.5%, the state economy will be poised for long-term growth and to attract new businesses and investment. **This would also improve [Arizona's economic outlook ranking from 13th to 3rd best in the nation.](#)**

Following the narrow passage of Proposition 208 in November, Arizona's top marginal personal income tax rate increased from 4.5% to 8% – **a 78% increase** – for individuals earning at least \$250,000 per year. As a result, **Arizona now has the 8th highest top marginal personal income tax rate in the nation.** This new, higher rate far exceeds the top rate imposed by neighbors Nevada (0%), Colorado (4.55%), Utah (4.95%), and even New Mexico (5.9%).

Neighboring California, which imposes the highest top personal income tax rate of any state at 13.3%, has just lost a congressional seat for the [first time in state history](#), as thousands have fled the Golden State in search of economic opportunity.

Prior to the passage of Prop 208, Arizona was the third largest recipient of former Californians, behind Nevada and Texas, with nearly [\\$12 billion](#) in annual adjusted gross income (AGI) coming to Arizona from California alone since 1992. **With high income tax rates, Arizona's ability to attract new residents and investment has been substantially diminished.**

According to studies that differentiate between various forms of taxation, **income taxes are the most harmful to long-term economic growth.** In fact, Organization for Economic Cooperation and Development (OECD) [scholars found](#) a 1% decrease in income tax burden led to an expected 0.25% to 1% increase in gross domestic product (GDP) per capita between 1971 and 2004.

Because of income tax increases, The Grand Canyon State has just fallen out of the top 10 states for economic outlook to its lowest ranking ever (13th) in the new 2021 edition of the [Rich States, Poor States: ALEC Laffer State Economic Competitiveness Index](#). If the substantial tax relief is approved in the budget, [Arizona would have the 3rd best overall economic outlook among the 50 states.](#)

While no budget is perfect, substantive tax reform can transform a state economy and make Arizona a better place to raise a family and do business. **ALEC *Action* encourages Governor Ducey and members of the Arizona Legislature to reposition Arizona for economic growth by providing tax relief and lowering the income tax.**

Thank you for your consideration.


Sincerely,

Michael Bowman
President
ALEC Action

ALEC Action is the 501(c)4 affiliate of the American Legislative Exchange Council.

[Visit ALECAction.org](https://www.ALECAction.org)

From: [Michael Bowman](#)
To: [Kelly Townsend](#)
Subject: Support Senate Bill 1064
Date: Tuesday, June 29, 2021 11:14:23 AM



June 29, 2021

To: Members of the Arizona Senate
From: ALEC *Action*
RE: **Support Senate Bill 1064**

Dear Arizona Senate Members,

Please support [Senate Bill 1064](#) (SB 1064). This legislation incentivizes the participation and completion of reentry programs, reduces recidivism, and strengthens public safety in Arizona. SB 1064 would safely reduce incarceration rates by expanding earned release credits for individuals convicted of nonviolent offenses if they complete rehabilitative programming.

By comparison, Arizona is one of *only three states* that requires individuals convicted of nonviolent offenses as defined by state law to serve at least 85% of their sentences before becoming eligible for parole, with the exception of individuals convicted of drug possession offenses. In essence **forty-seven states, including Alabama, South Carolina, Texas, Utah, West Virginia, and Wyoming have more expansive earned credit eligibility laws than Arizona** for individuals in their prisons convicted of nonviolent crimes. These other states that have allowed incarcerated people to be released on parole after serving shorter percentages of their criminal sentences have seen *reductions in both their prison populations and violent crime rates as compared to Arizona*.

Specifically, SB 1064 increases earned release credits for individuals convicted of nonviolent offenses and incentivizes substance abuse, education, skills, and job training programs by allowing those convicted of drug offenses to earn an additional five days for every six days in prison with a total of up to 50% off of their sentence. In addition, those convicted of other nonviolent offenses can earn an additional two days for every six days in prison with a total of up to 33% off of their sentence for successfully completing meaningful programming or actively participating in a qualified work program for at least six months.

Additionally, a floor amendment to SB 1064 would apply the bill to the current drug offender prison population that has already completed or is enrolled in reentry programs and would be prospective only for those convicted of certain nonviolent offenses. The bill also requires victim notification of their earliest release date and adds reporting requirements to better track the success of the earned release credits.

Ultimately, this bill will reduce the length of time certain individuals serve in prison by incentivizing participation in substance abuse programming, along with education and job training programs that have been demonstrated to enhance public safety by lowering recidivism rates. The ALEC model [Resolution in Support of Reentry Programs](#) highlights that of empowering individuals and providing for second chances and redemption while simultaneously promoting the creation of sound reentry policies that promote public safety

by reducing recidivism rates. Ultimately, roughly 96% of incarcerated individuals will be released from prison and smart reentry policies will reduce recidivism rates and make the public safer.

Therefore, please vote in favor of **SB 1064**.

Should you have any questions or concerns, please contact Michael Bowman, President of ALEC Action at MBowman@alecaction.org.

Sincerely,

Michael Bowman
President
ALEC Action

ALEC Action is the 501(c)4 affiliate of the American Legislative Exchange Council.

Visit ALECAction.org

From: [Michael Bowman](#)
To: [Kelly Townsend](#)
Subject: Worker Freedom under Threat - ACT TODAY
Date: Friday, March 5, 2021 6:44:31 AM

Image



March 3, 2021

To: State Legislators
From: ALEC Action
Re: Sign the ALEC Action Letter Opposing Congress' Assault on Worker Freedom

Friend of Worker Freedom,

Your status as a right-to-work state is being challenged in Congress.

H.R. 842, Congress' "Protecting the Right to Organize (PRO) Act," is a direct attack on the principles of federalism and state autonomy by preempting the laws of your state. Right-to-work is a key element of your state's economic competitiveness and is one of the fifteen factors the ALEC [Rich States, Poor States](#) report annually measures.

Not only would the PRO Act ban state right-to-work, but it would institute a California-style AB-5 "ABC" worker classification test nationwide. The "ABC test" would deprive your constituents of the flexibility and entrepreneurial opportunity made available through independent contractor status and 21st-century work. AB-5 in California was not even right for Californians, with a multitude of exemptions, carve outs, clarifying bills and propositions that are all missing from the PRO Act language. As if that was not enough for a single piece of legislation, the bill goes even further by getting rid of established labor law in favor of a one-size-fits-all standard from Washington D.C.

We need you to weigh in against this harmful legislation.

Tell Congress you oppose the PRO Act by [signing the letter here](#).

If you have any questions, please contact me at mbowman@alecaction.org. Thank you for your consideration.

Regards,
Michael Bowman
President
ALEC Action
mbowman@alecaction.org

ALEC Action is the 501(c)4 affiliate of the American Legislative Exchange Council.

[Visit ALECAction.org](http://ALECAction.org)

