

Review and Projection of Visalia Unified School Enrollment

Declining births = fewer students

This is an abbreviated copy of the full data set that was presented to the VUSD Superintendent and the VUSD Board in 2017/2018.

They ignored this data and approved the \$105 million Measure A Bond and told voters it would pay for a new high school. It wouldn't.

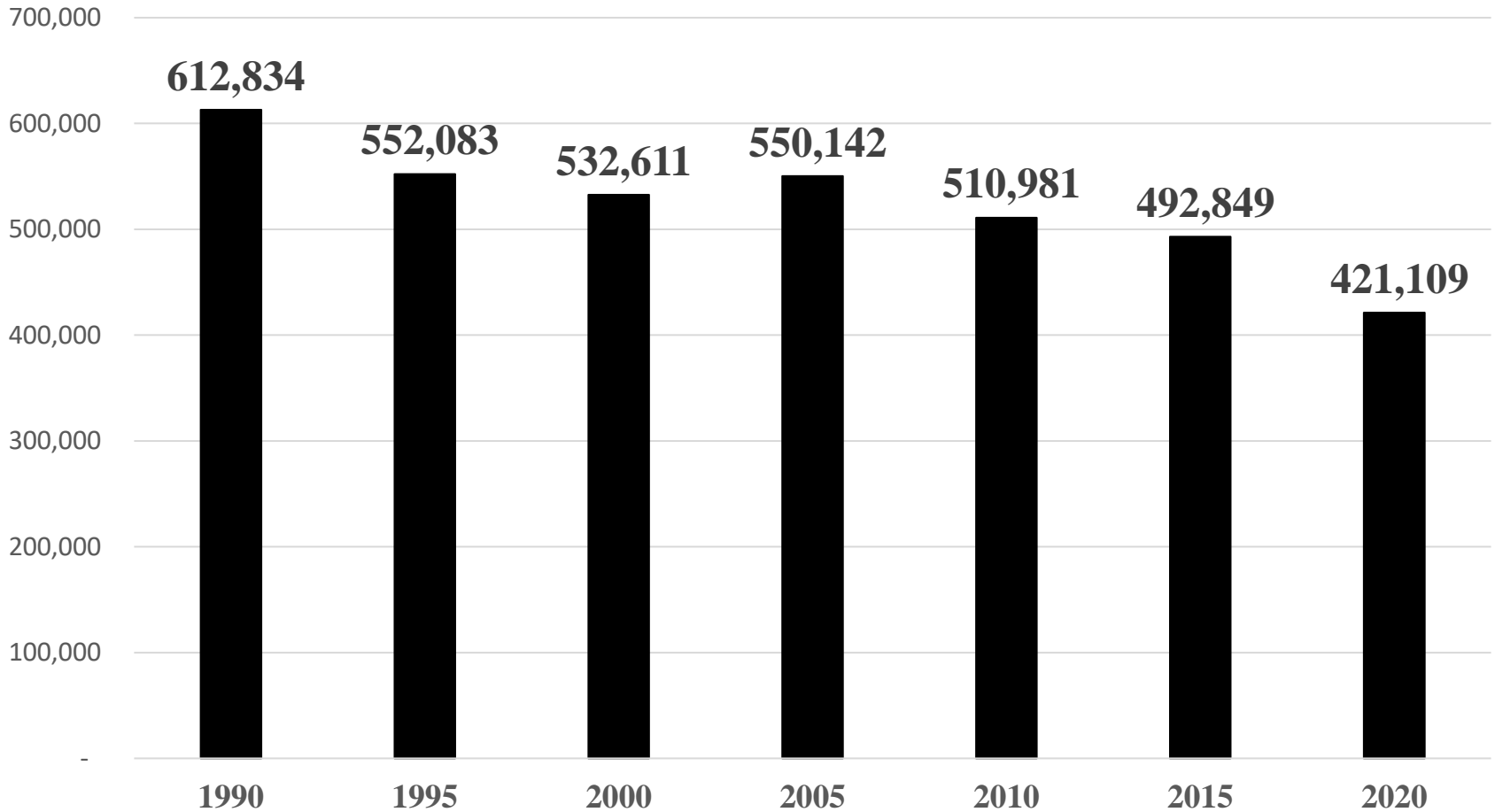
Each slide has been updated with the most current data available from the California Department of Education and the California Department of Finance

Updated by Jerrold Jensen April 2022.

California annual births 1990-2020

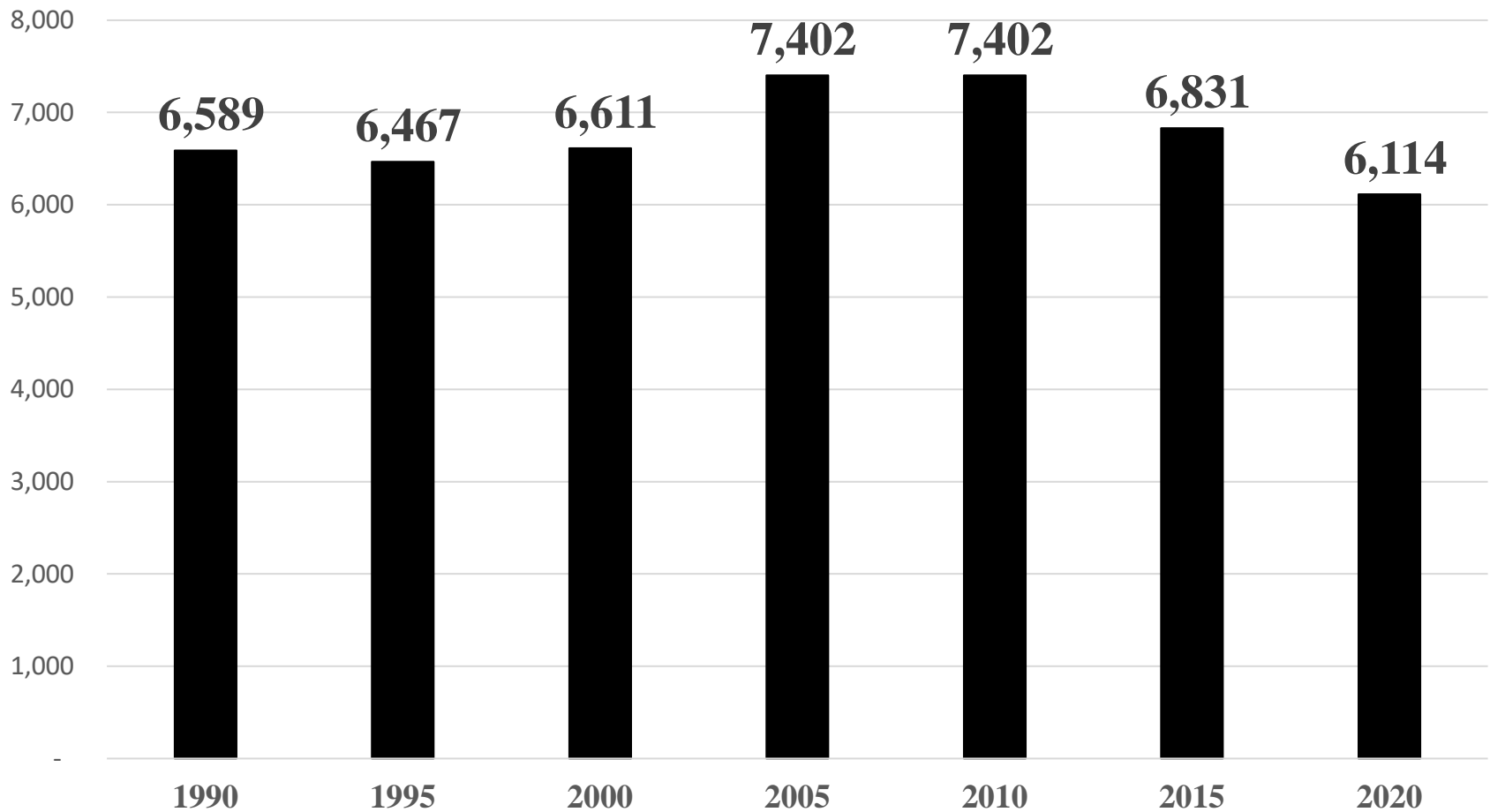
Source California Department of Finance

31% decline in 30 years



Tulare County annual births 1990-2020

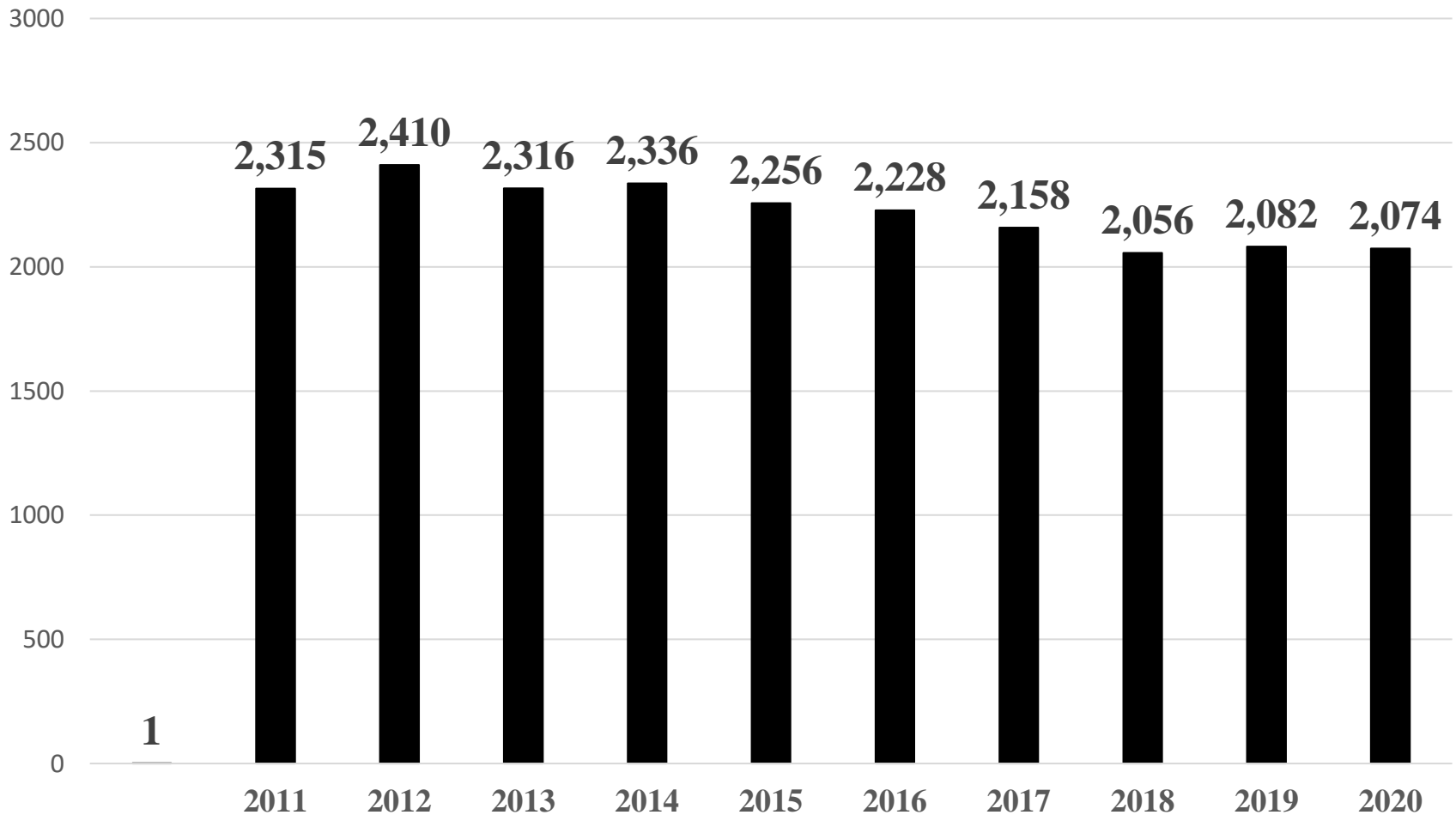
Source California Department of Finance



Visalia annual births 2011-2020

Zip codes 93277, 93291, 93292

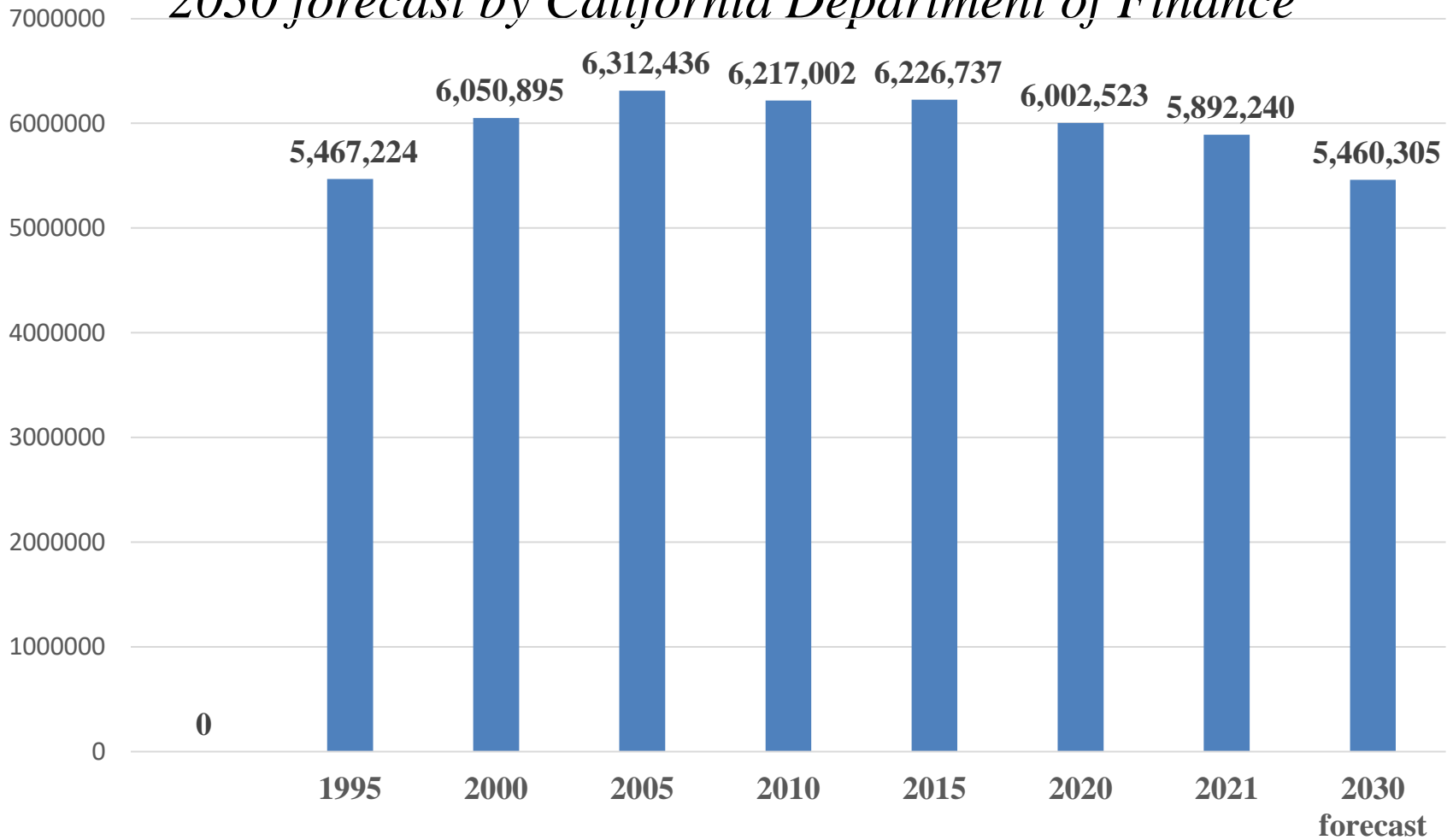
Source California Department of Finance



Total California K-12 Enrollment 1995-2021

Down 334,000 students in last 6 years

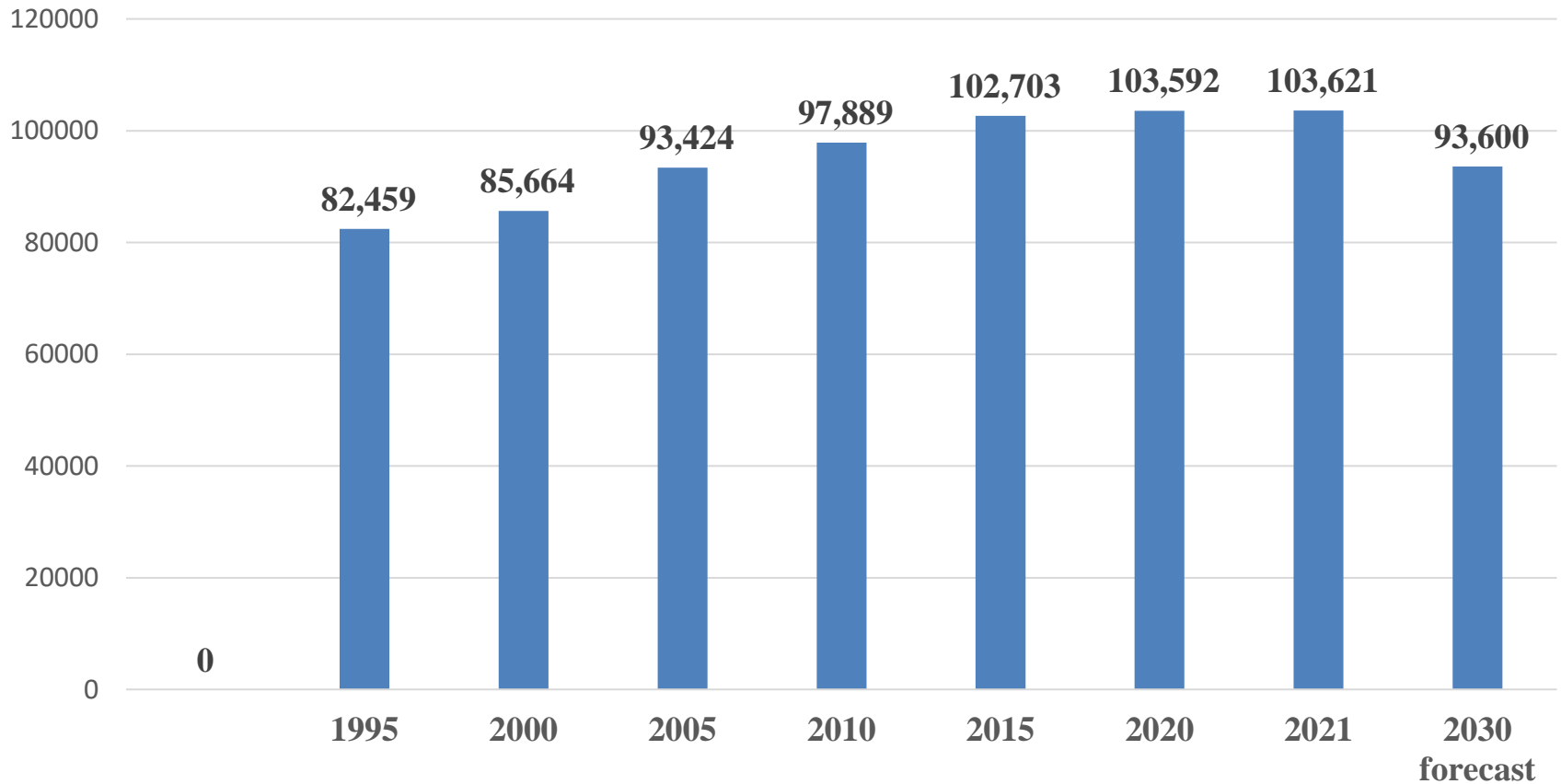
2030 forecast by California Department of Finance



Tulare County K-12 Enrollment 1995-2020

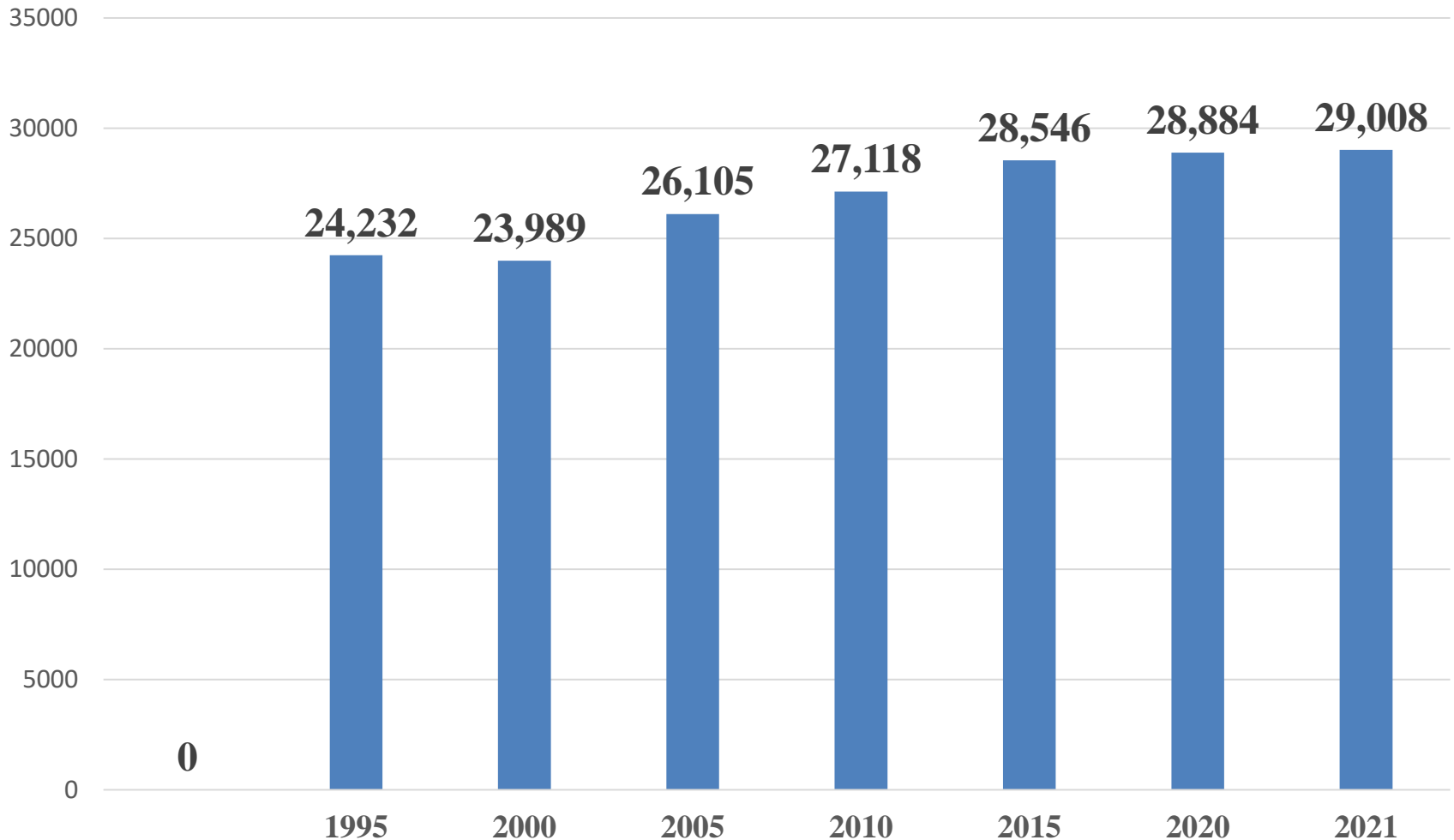
918 students added in last 6 years; Average 153 additional students per year

2030 forecast by California Department of Finance



Visalia Unified Enrollment 1995-2021

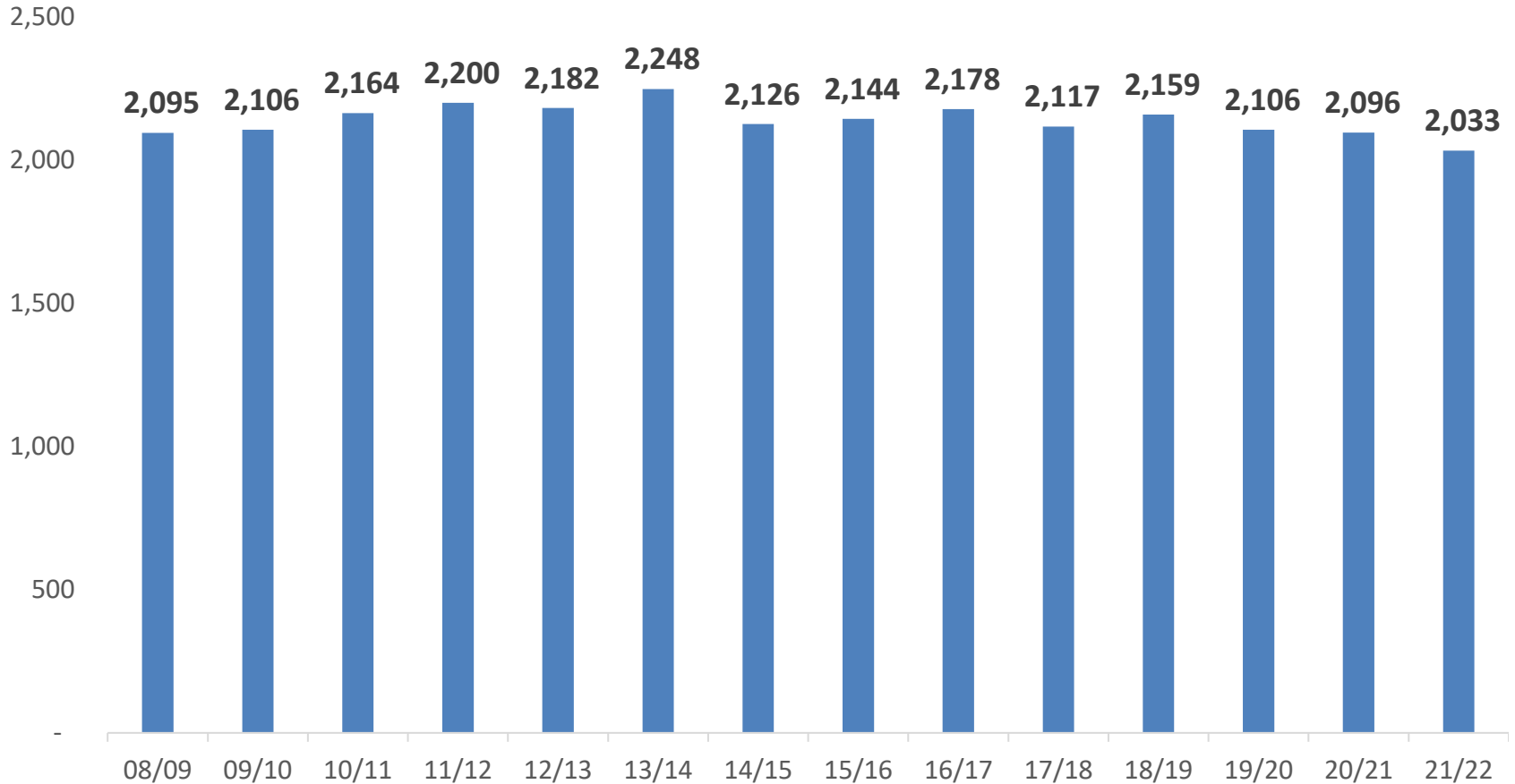
462 students added in last 6 years; Average=77 additional students per year



Prepared by: Jerrold H. Jensen; updated
April 2022

Visalia Unified 1st Grade Enrollment 2008/09 to 2021/22

Lots of new homes in Visalia but declining births = declining enrollment



Visalia is building lots of new houses
But there are very few new school
age children from the new residents

Comparing 1st grade enrollment versus the number
of students in their 6th grade class 5 years later.

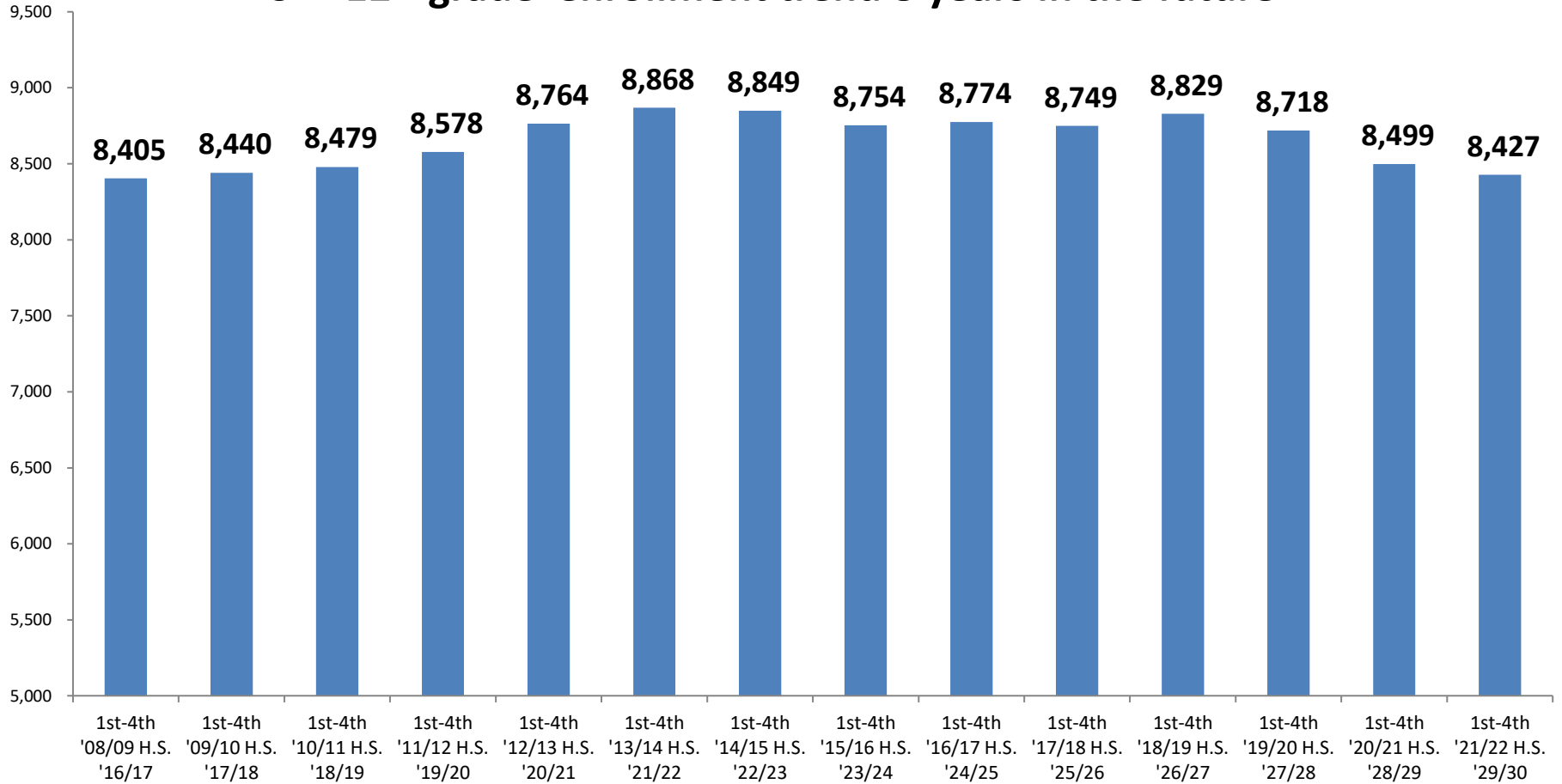
- VUSD 1st grade enrollment in 2016/17 was 2,178
- VUSD 6th grade enrollment in 2021/22 was 2,200

- Net enrollment gain was just 22 additional students
for this age group

Predicting future high school enrollment

Visalia Unified 1st through 4th Grade Enrollment '08/09 to '21/22

1st - 4th grade enrollment trend predicts
9th -12th grade enrollment trend 8 years in the future



Visalia Unified High School Enrollment 2021/22

Student population growth is in Northwest part of city

It makes geographic sense to have a new HS in Northwest but future total high school enrollment is projected to be flat/declining

The VUSD Board discussed redrawing school boundaries in about 2019 (might balance the 753 student difference between Redwood & Mt. Whitney)

VUSD High School	Enrollment 2021/22	% of Total
Redwood HS	2,470	
El Diamante HS	2,072	
Golden West HS	2,039	
Mt. Whitney HS	1,717	
Total "Mainstream HS"	8,298	87%
Independent Study	602	
Sequoia (Alternative HS)	422	
VTech	229	
Total Alternative Schools	1,253	13%
Total all VUSD High Schools	9,551	

This information was shared with Superintendent Oto and School Board in 2017/18 and is now updated with current enrollment

An alternative idea?

The Hanford High School District example:

- In 2009/10 they opened their new Sierra Pacific high school with **capacity for 850 students**. It was a “no frills” school without a pool or stadium – but designed for easy expansion when needed.
- Voters have since approved a follow-up bond to add extra facilities.

- **Mainstream Hanford High Schools Enrollment**

	<u>2008/09</u>	<u>2021/22</u>	<u>13 yr. change</u>
• Hanford High School	1,843	1,501	-342
• Hanford West High School	1,813	1,330	-483
• Sierra Pacific High School		1,010	+1,010
• Total Mainstream High Schools	3,656	3,841	+ 185

This enrollment data was originally shared in 2017/18:

- October, 2017, Jensen has extended meeting with Superintendent Oto and Asst. Superintendent Groeber. Jensen: “The only justification for a new high school is to place one in the fast growing Northwest area.”
- November 2017, Jerrold Jensen and Mark Fulmer invited to present to VUSD “Facilities Committee.” Mr. Groeber announced new objective was 5 high schools with 1,600 students each. By show of hands every member of that committee of about 65 people acknowledged they expected a potential financial benefit if the proposed Measure A bond was passed.
- Jensen & Fulmer attend Facility Committee Meeting where pollster recapped results of community survey. Agreement to NOT include ballot language that would (legally) promise to build a new high school.

January/February, 2018, Jensen and Fulmer presented to a Saturday morning work session of the VUSD Board. Mr. Groeber again acknowledges objective is 5 high schools with 1,600 students each.

- **Ignoring data, all 7 members of the Board then voted to place \$105 million bond measure on the ballot. Six of those Board members have since retired, resigned or lost re-election.**
- Mr. Oto campaigned that \$75 million from the bond would be matched by the state to build a new high school. Jensen and Fulmer knew state would only match about \$40 million – State does not match funds for pool, community auditorium, stadium, etc. Voters were badly misled by campaign claims that were not a specific legal obligation in the official ballot language.
- About August 2018, Jensen and Fulmer join about an hour long phone conference with VUSD financial advisor who lives in Australia. Objective – pollster said voters would approve a bond that would cost only \$35 per \$100,000 assessed value. Using traditional amortization, that would fund about a \$65 million bond – but district proposed a \$105 million bond. Financial advisor had developed a (legally) creative financial plan. Jensen and Fulmer find projected plan will cost an extra \$22 million in interest. Note: Jensen and Fulmer have known this financial advisor for years and have great respect for his work.
- The legal campaign fund raising report for the Tulare County Elections Office carried the title “Visaliam for Measure A sponsored by the Construction Industry.” The donor list indicates over 90% of the donations of \$83,000 came from contractors or other VUSD suppliers – most of whom would have a potential financial benefit if the bond passed.
- Bond passes, VUSD pays for an architectural H.S. plan estimated to cost over \$180 million. District does not have adequate local funds.