



# ATTENDANCE ZONING REQUEST FOR APPROVAL 2022-2023 SY

SPECIAL SCHOOL BOARD MEETING

May 31, 2022



# ATTENDANCE ZONING

## NORTHWEST BALANCING

### 2022-2023 SY

SPECIAL SCHOOL BOARD MEETING

May 31, 2022

# FREEDOM CROSSING ACADEMY TO PATRIOT OAKS ACADEMY -- 2022-2023 SY

Portion of Geocode 053103 (Oakridge Landing and Durbin Creek Estates)

Grade	Total Students	Attending FCA	Proposed to POA
K-5	164	154	154
6-8	76	69	28
Total	240	223	182

\*\*With K projection of 207 students.

Option 1

# FREEDOM CROSSING ACADEMY TO PATRIOT OAKS ACADEMY -- 2022-2023 SY

Portion of Geocode 053103 (Oakridge Landing)

Grade	Total Students	Attending FCA	Proposed to POA
K-5	100	95	95
6-8	55	52	20
Total	155	147	115

\*\*With K  
projection of  
125 students.

Option 1

# FREEDOM CROSSING ACADEMY TO PATRIOT OAKS ACADEMY -- 2022-2023 SY

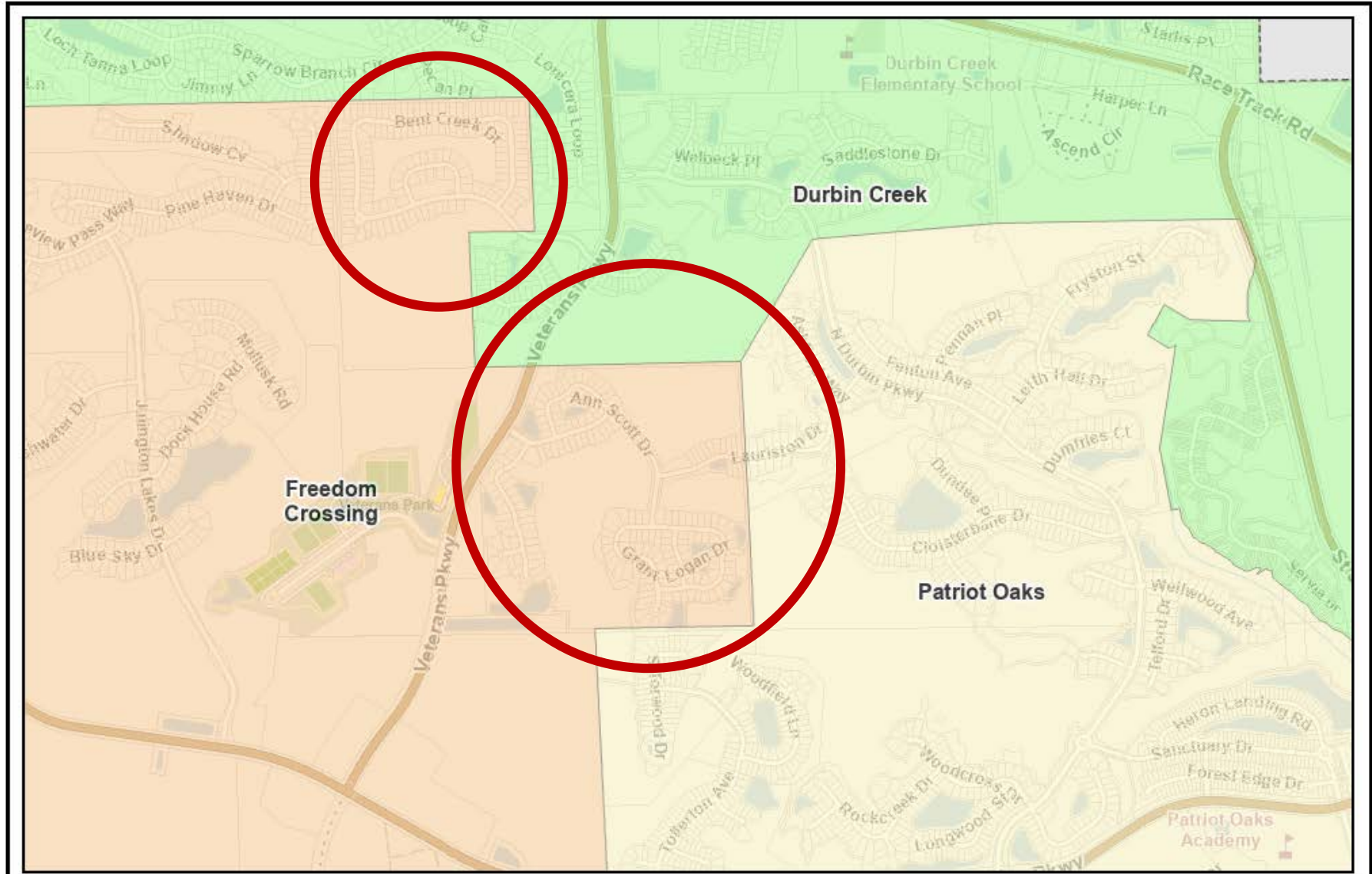
Portion of Geocode 053103 (Durbin Creek Estates)

Grade	Total Students	Attending FCA	Proposed to POA
K-5	64	59	59
6-8	21	17	8
Total	85	76	67

\*\*With K projection of 82 students.

Option 1

FREEDOM  
CROSSING  
ACADEMY  
  
TO  
  
PATRIOT  
OAKS  
ACADEMY



Map created with St. Johns County's iMap  
**DISCLAIMER**  
This map is for reference use only. Data provided are derived from the public sources after varying level of accuracy. The St. Johns County GIS Division disclaims all responsibility for the accuracy or completeness of the data shown hereon.  
Date Created: 3/10/2022

Option 1



Freedom Crossing Academy	Patriot Oaks Academy
Current Enrollment: 2225	Current Enrollment: 1272
-182 students	+182 students
2043 Projected students	1454 Projected students

# STUDENT PROJECTIONS

Option 1

# FREEDOM CROSSING ACADEMY TO CUNNINGHAM CREEK ELEMENTARY / SWITZERLAND POINT MIDDLE-- 2022-2023 SY

Portion of Geocode 053104 (Portion of RiverTown)

Grade	Total Students	Attending FCA	Proposed to CCES/SPMS
K-5	134	112	89
6-8	49	42	41
Total	183	154	130

**\*\*With K projection of 104 students.**

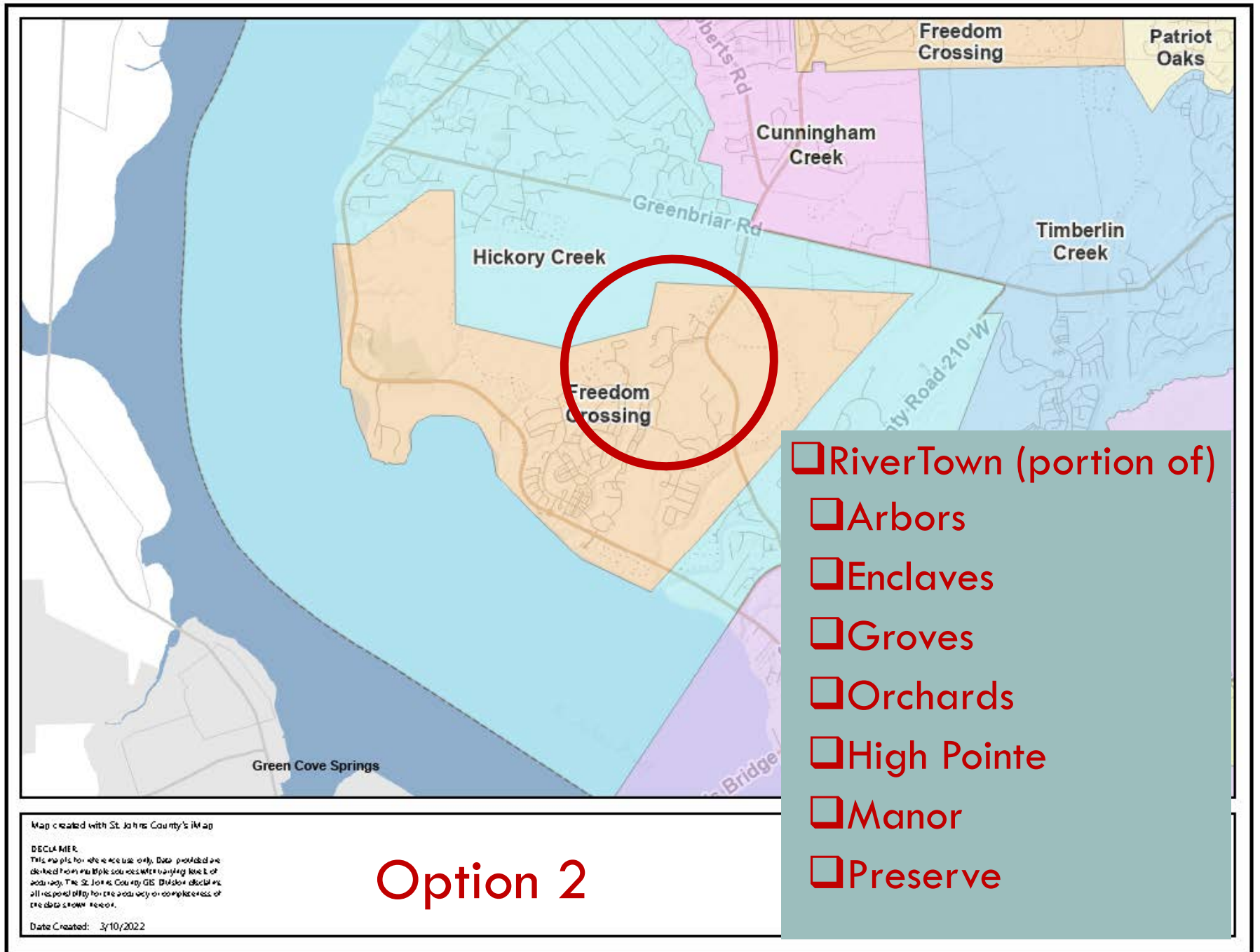
**Option 2**



# FREEDOM CROSSING ACADEMY

TO

# CUNNINGHAM CREEK ELEMENTARY & SWITZERLAND POINT MIDDLE



<b>Freedom Crossing Academy</b>	<b>Cunningham Creek Elementary</b>	<b>Switzerland Point Middle</b>
Current Enrollment: 2043	Current Enrollment: 638	Current Enrollment: 1332
-130 students	+89 students	+41 students
1913 Projected students	727 Projected students	1373 Projected students

# STUDENT PROJECTIONS

Options 1 and 2

# FREEDOM CROSSING ACADEMY TO PATRIOT OAKS ACADEMY

## Geocodes 053102 (Middlebourne)

Horizontal Infrastructure installation  
Underway

426 Single family units at buildout

Initial Phases: 188 units

336 projected students

149 projected students

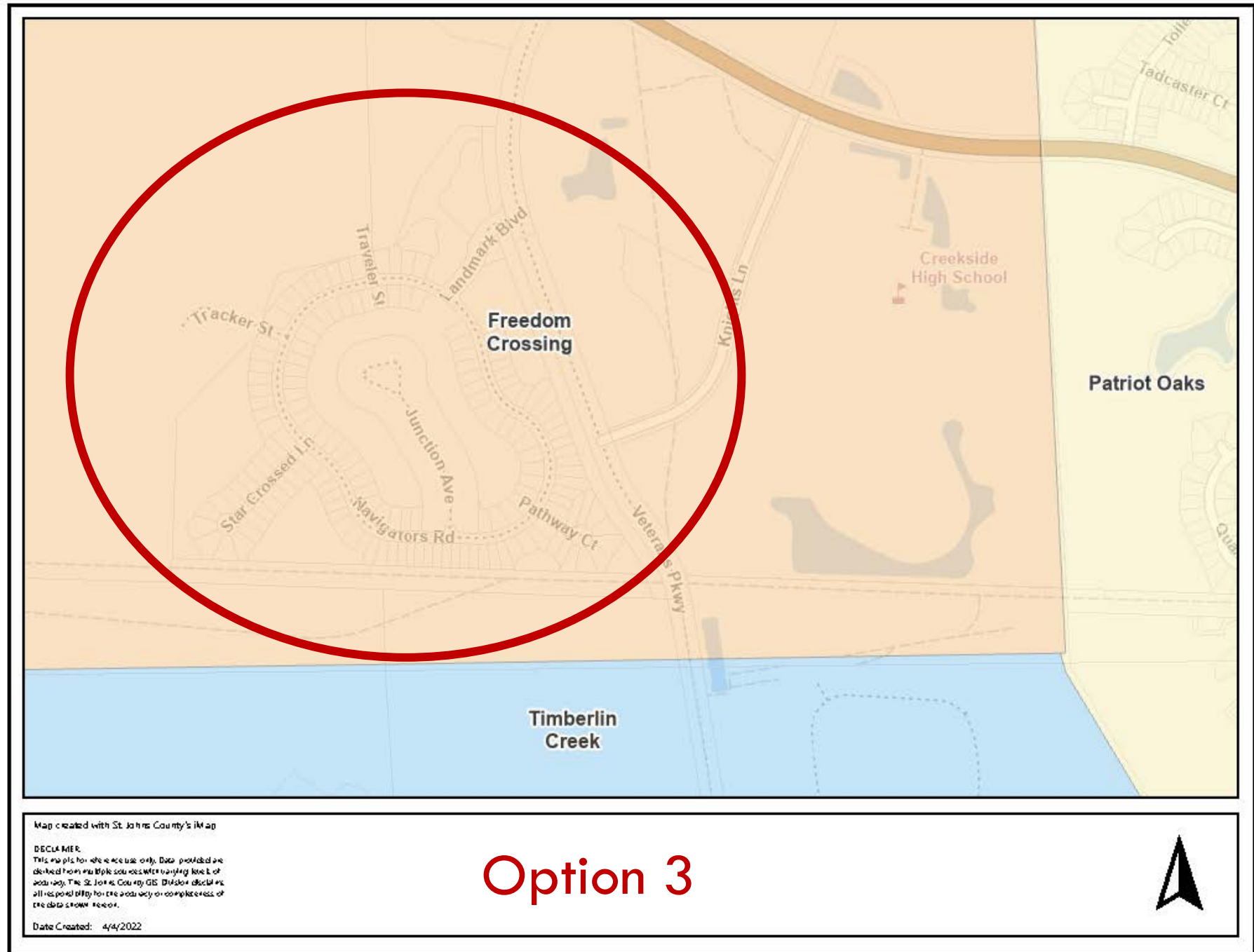
- Elementary - 151 projected students
  - Middle - 81 projected students
  - High - 104 projected students

- Elementary - 67 projected students
  - Middle - 36 projected students
  - High - 46 students

FREEDOM  
CROSSING  
ACADEMY

TO

PATRIOT OAKS  
ACADEMY



Freedom Crossing Academy	Patriot Oaks Academy
Current Enrollment: 1913	Current Enrollment: 1454
-0 students	+50 students
1913 Projected students	1504 Projected students

# STUDENT PROJECTIONS

Options 1, 2  
and 3

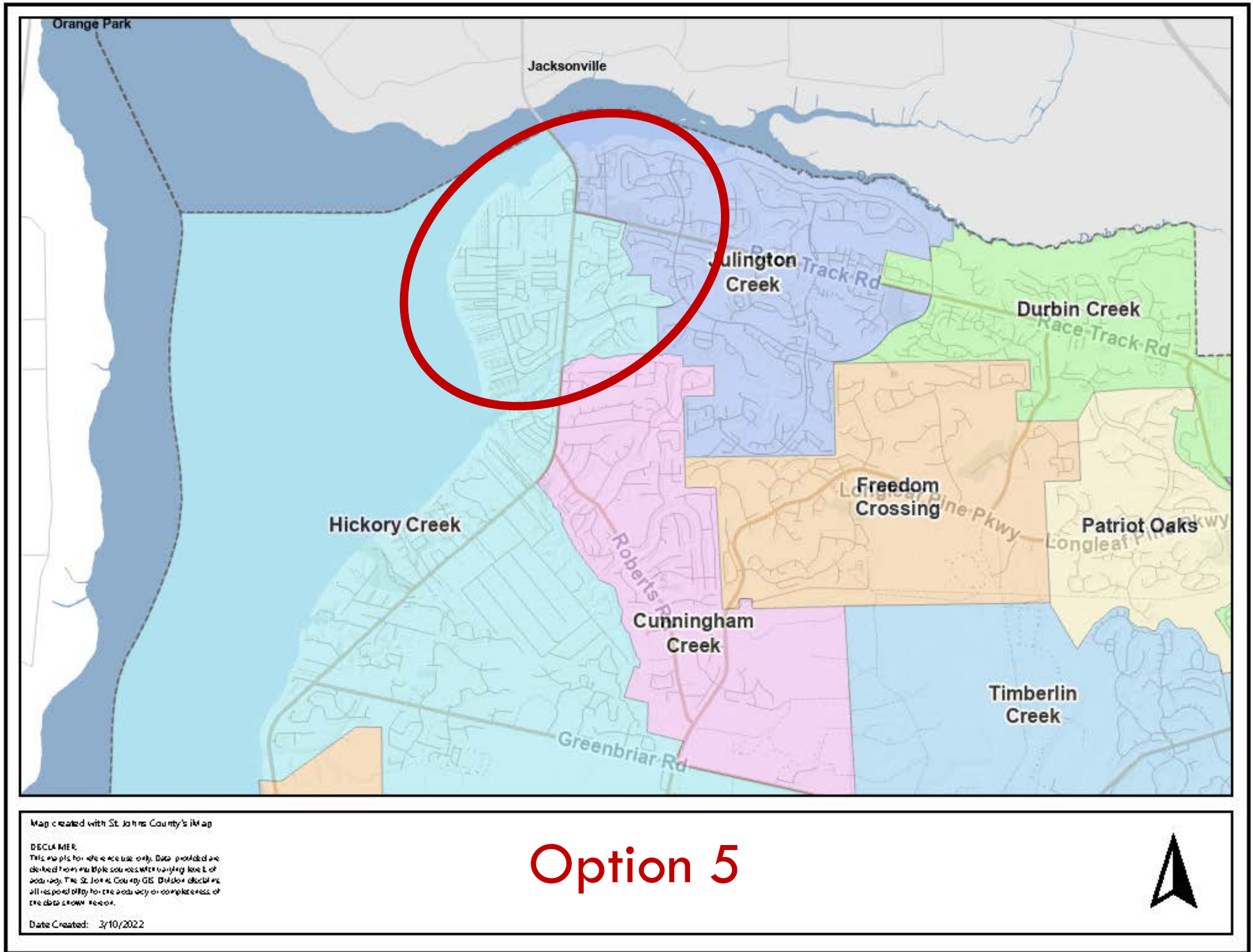
# HICKORY CREEK ELEMENTARY TO JULINGTON CREEK ELEMENTARY -- 2022-2023 SY

**Geocodes 050101 and 050102 (portion of Julington Creek Plantation & Fruit Cove Road)**

Grade	Total Students	Attending HCES	Proposed to JCES
K	39	26	26
1	39	29	29
2	39	34	34
3	45	35	35
4	50	38	0
5	39	30	0
Total	251	192	124

**\*\*With K  
projection of  
38 = 162  
students.**

HICKORY  
CREEK  
ELEMENTARY  
  
TO  
  
JULINGTON  
CREEK  
ELEMENTARY



Hickory Creek Elementary	Julington Creek Elementary
Current Enrollment: 925	Current Enrollment: 918
-162 students	+162 students
763 Projected students	1080 Projected students

# STUDENT PROJECTIONS

Option 5



# PALENCIA ELEMENTARY / PACETTI BAY MIDDLE TO LIBERTY PINES ACADEMY -- 2022-2023 SY

Grade	Total Students	Attending PES/PBMS	Proposed to LPA
K	17	13	13
1	12	9	9
2	16	13	13
3	8	4	4
4	15	14	14
5	11	9	9
6	6	6	6
7	11	9	0
8	9	8	0
Total	105	85	68

**Geocodes  
034105  
(Sandy Creek)**

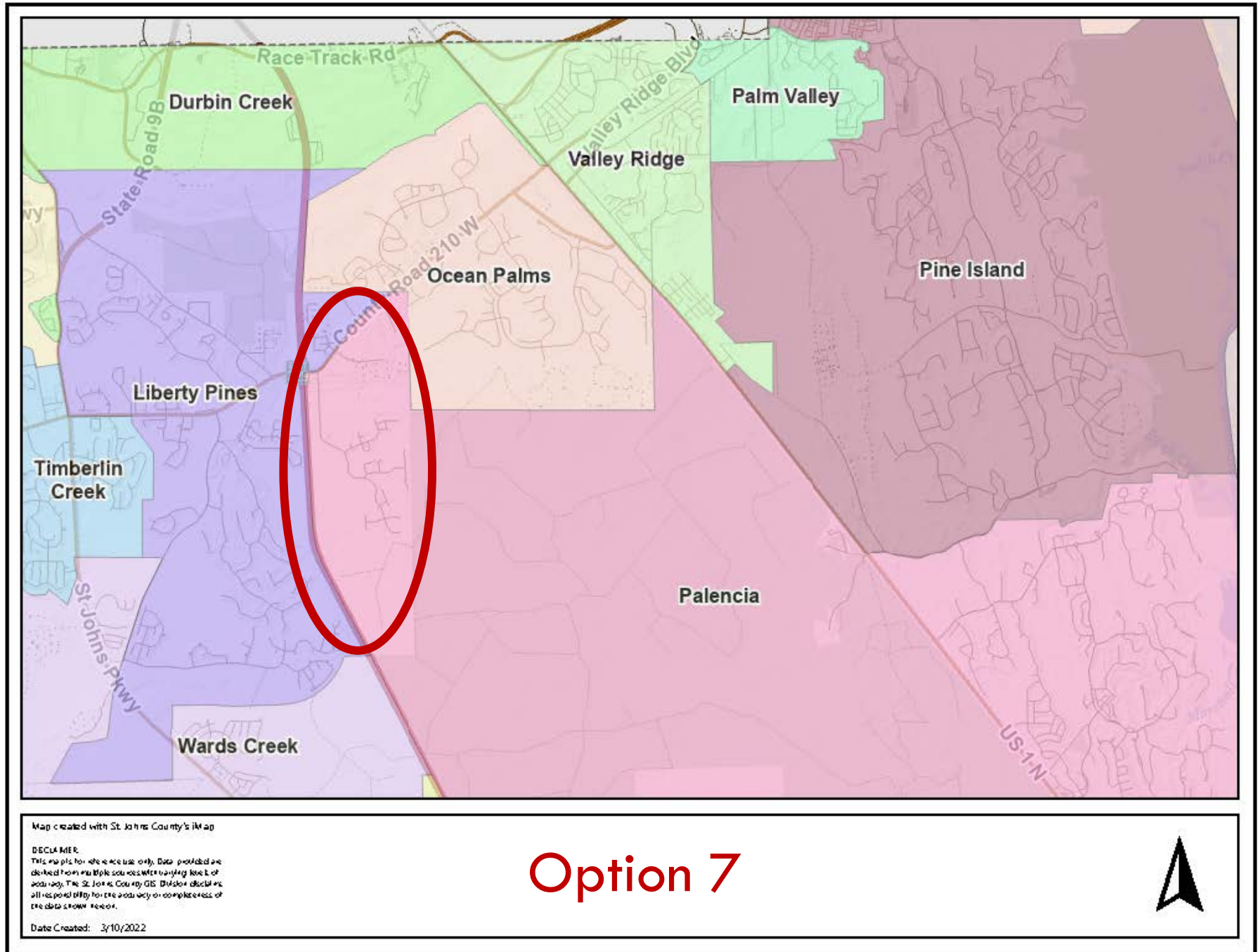
**\*\*With K  
projection of 15  
= 83 students.**

**Option 7**

PALENCIA/  
PBMS

TO

LIBERTY  
PINES  
ACADEMY



<b>Palencia Elementary</b>	<b>Pacetti Bay Middle</b>	<b>Liberty Pines Academy</b>
Current Enrollment: 864	Current Enrollment: 1369	Current Enrollment: 1471
-77 students	-6 students	+83 students
787 Projected students	1363 Projected students	1554 Projected students

# STUDENT PROJECTIONS

**Option 7**

# PALENCIA ELEMENTARY/PACETTI BAY MIDDLE/NHS TO CROOKSHANK ELEMENTARY/SEBASTIAN MIDDLE/SAHS

**Geocodes 034101 (Cordova  
Palms)**

Horizontal Infrastructure installation  
Underway

750 Single family units at buildout

Initial Phases: 400 units

473 projected students

- Elementary - 213 projected students
- Middle - 113 projected students
- High - 147 projected students

252 projected students

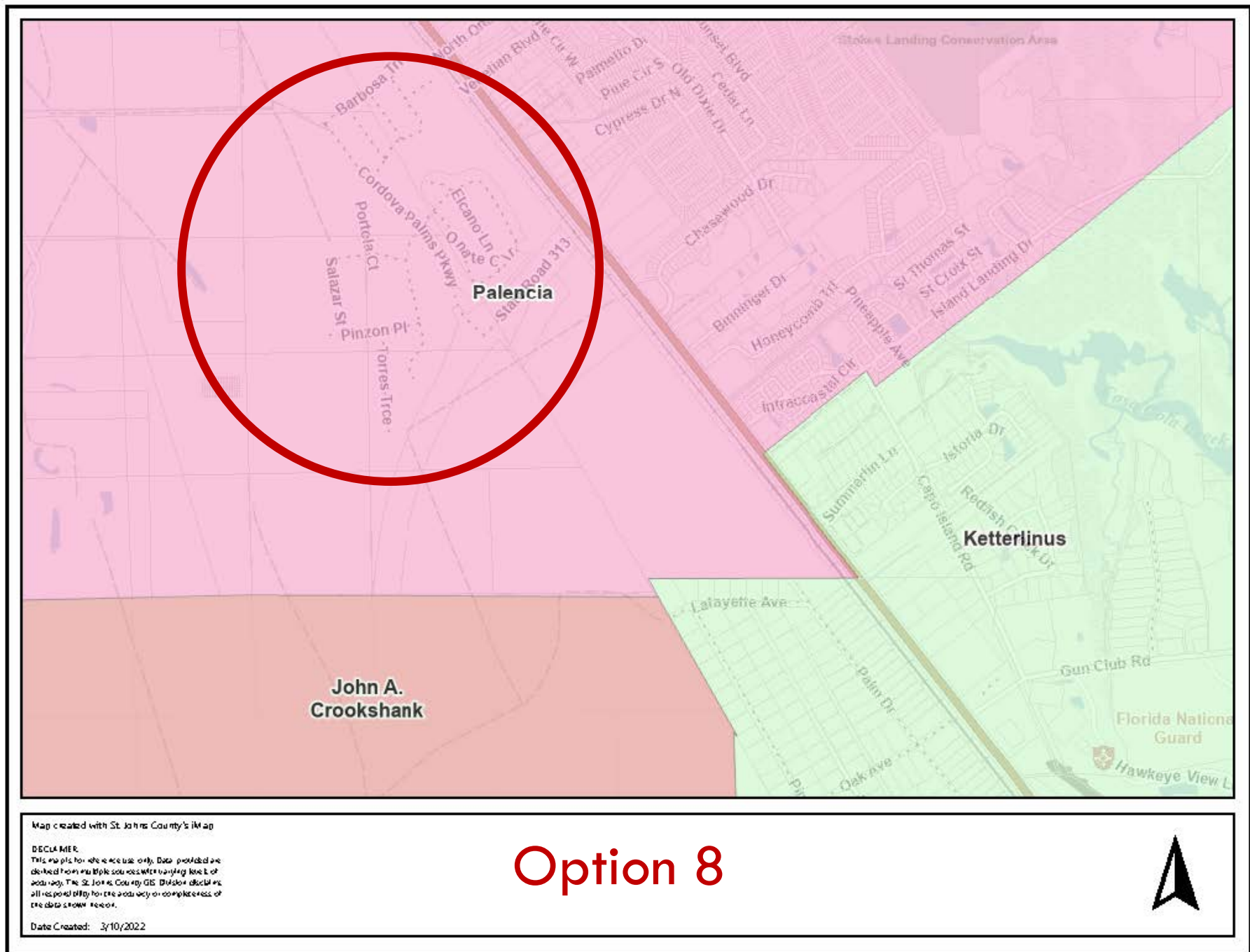
- Elementary - 113 projected students
- Middle - 61 projected students
- High – 78 students

**Option 8**

PALENCIA  
ELEMENTARY/  
PACETTI BAY  
MIDDLE/NEASE  
HIGH SCHOOL

TO

CROOKSHANK  
ELEMENTARY/  
SEBASTIAN  
MIDDLE/ST.  
AUGUSTINE HIGH  
SCHOOL



<b>Crookshank Elementary</b>	<b>Sebastian Middle</b>	<b>St. Augustine High</b>
Current Enrollment: 655	Current Enrollment: 697	Current Enrollment: 1748
+56 students	+30 students	+39 students
711 Projected students	727 Projected students	1787 Projected students

# STUDENT PROJECTIONS

**Option 8**



# ATTENDANCE ZONING:

## NORTHEAST BALANCING

### 2022-2023 SY

SPECIAL SCHOOL BOARD MEETING

May 31, 2022

# OCEAN PALMS ELEMENTARY / LANDRUM MIDDLE TO LIBERTY PINES ACADEMY-- 2022-2023 SY

Portion of Geocode 034116 (Portion of Twin Creeks DRI)

Grade	Total Students	Attending OPES / LMS	Proposed to LPA
K-5	154	133	80
6-8	76	68	45
Total	230	201	125

**\*\*With K  
projection of  
140 students.**

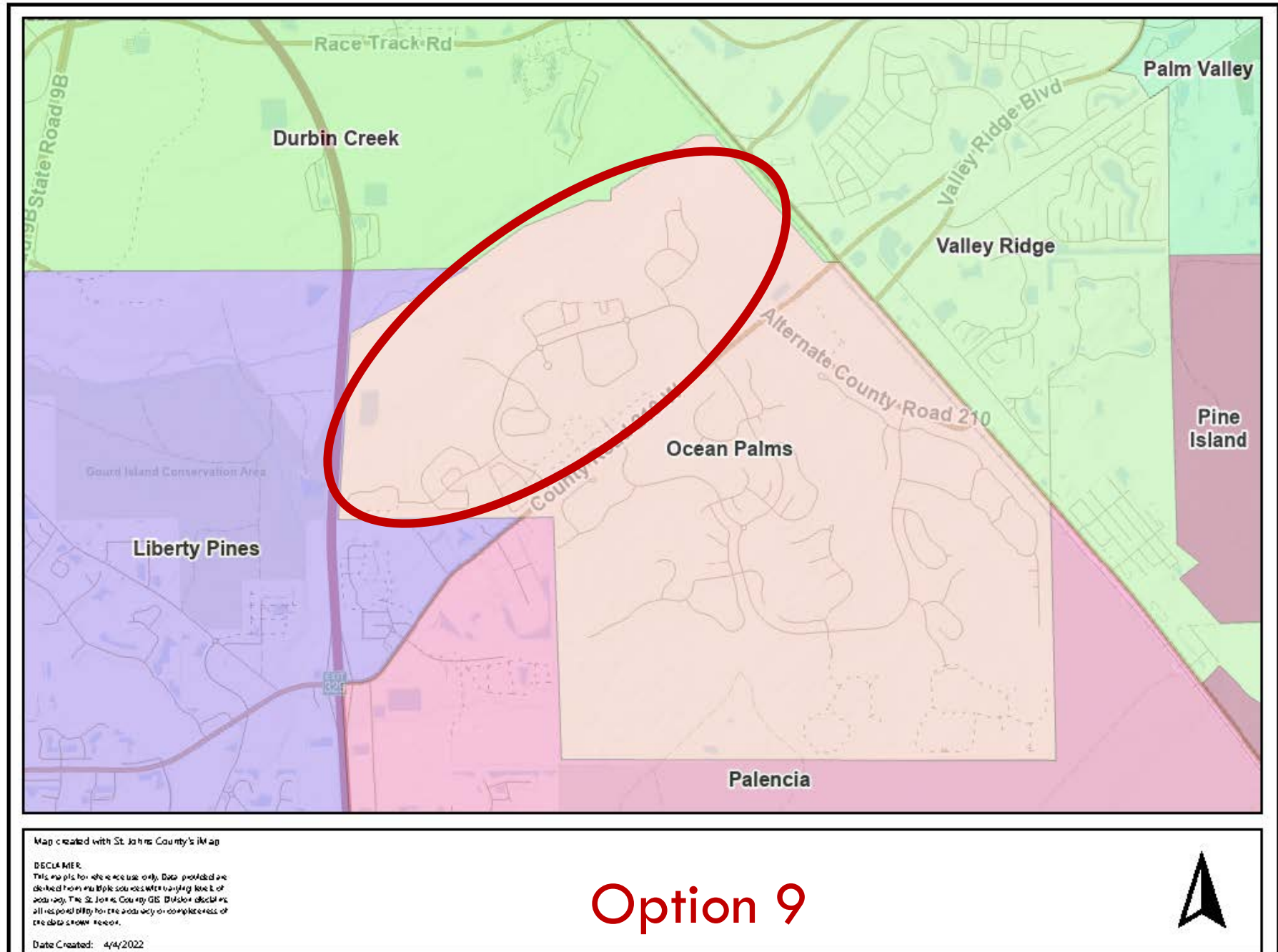
**Option 9**



OCEAN  
PALMS  
ELEMENTARY  
& LANDRUM  
MIDDLE

TO

LIBERTY  
PINES  
ACADEMY



<b>Liberty Pines Academy</b>	<b>Ocean Palms Elementary</b>	<b>Landrum Middle</b>
Current Enrollment: 1554	Current Enrollment: 919	Current Enrollment: 1241
+140 students	-95 students	-45 students
1694 Projected students	824 Projected students	1196 Projected students

# STUDENT PROJECTIONS

Option 9

Options 7 and 9 -  
LPA