



The Prosecutors and Politics Project



National Study *of* Prosecutor Elections

FEBRUARY 2020

Table of Contents

About the Prosecutors and Politics Project	3
Executive Summary	4
About the Study	8
State Reports.....	10
Alabama	11
Alaska	18
Arizona.....	19
Arkansas	22
California.....	26
Colorado.....	35
Connecticut.....	39
Delaware.....	40
Florida	41
Georgia.....	45
Hawaii	53
Idaho.....	55
Illinois	62
Indiana.....	77
Iowa	90
Kansas	104
Kentucky.....	117
Louisiana.....	125
Maine.....	132
Maryland	134
Massachusetts.....	138
Michigan.....	141
Minnesota	152
Mississippi	163
Missouri.....	167
Montana.....	183

Nebraska.....	190
Nevada.....	202
New Hampshire	205
New Jersey.....	207
New Mexico.....	208
New York	211
North Carolina	220
North Dakota	227
Ohio.....	234
Oklahoma	246
Oregon.....	251
Pennsylvania	256
Rhode Island.....	266
South Carolina.....	267
South Dakota	270
Tennessee.....	278
Texas	283
Utah	306
Vermont.....	310
Virginia	313
Washington.....	329
West Virginia	335
Wisconsin.....	343
Wyoming	353
Appendix	357
Acknowledgments	361

About the Prosecutors and Politics Project

The Prosecutors and Politics Project is a research initiative at the University of North Carolina School of Law. Founded in 2018, the Project studies the role of prosecutors in the criminal justice system, focusing on both the political aspects of their selection and their political power. The Project endeavors to bring scholarly attention to the democratic accountability of elected prosecutors, to increase our understanding of the relationship between prosecutors and politics through empirical study, and to publicly share research in order to increase voters' knowledge about their elected prosecutors and broader criminal justice issues.

For more information about the Prosecutors and Politics Project, its mission, and its research, please visit <https://law.unc.edu/academics/centers-and-programs/prosecutors-and-politics-project/>

Questions about this report should be directed to the author, Professor Carissa Byrne Hessick (chessick@email.unc.edu).

Executive Summary*

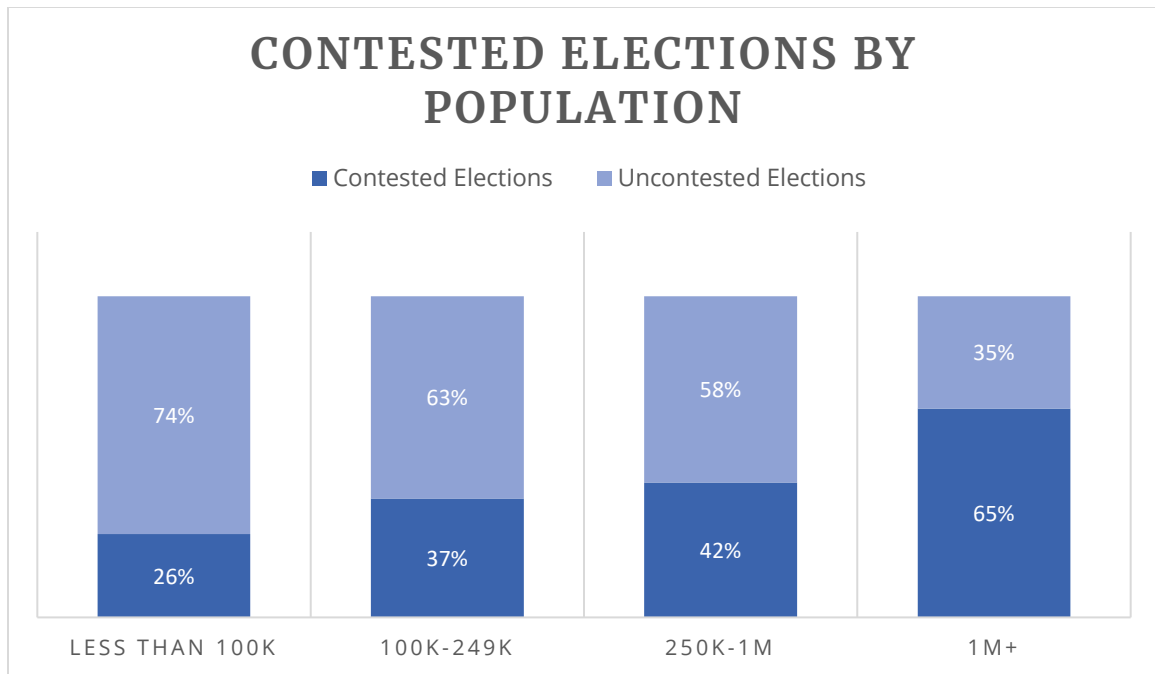
American prosecutors wield significant power in the criminal justice system. They must decide when to file charges, which crimes to prioritize, and how lenient or harsh to be in plea bargaining. Prosecutors are entrusted with this power, in part, because they are accountable to voters.

In most states, that accountability comes in the form of direct elections. Forty-five states elect prosecutors on the local level. These local elections provide a powerful check on the power that prosecutors wield—at least in theory. But how does that check operate in practice? Put differently, how much of a choice do voters have about who will make important criminal justice decisions in their communities?

This report presents the results of a nationwide study of prosecutor elections. The first of its kind, the study gathered data from every jurisdiction that elects its local prosecutors in a recent election cycle. The study showed great variation in elections across the country. Some elections gave voters choices in both primary and general elections to choose their local prosecutor. But other elections were entirely uncontested. And some elections did not even have a single candidate on the ballot.

Whether an election gave voters a choice seems to depend on two different factors. The first of those factors is the population in the district where the election was held. Communities with large populations tended to have more than one candidate in their elections, while communities with small populations tended to have uncontested elections.

* Please note that this report updates and supersedes a similar report that was published in January 2020. Since that report was released, the underlying dataset has been updated to reflect new and corrected information from a small number of jurisdictions. Those corrections caused minor changes to the national analysis in the executive summary.



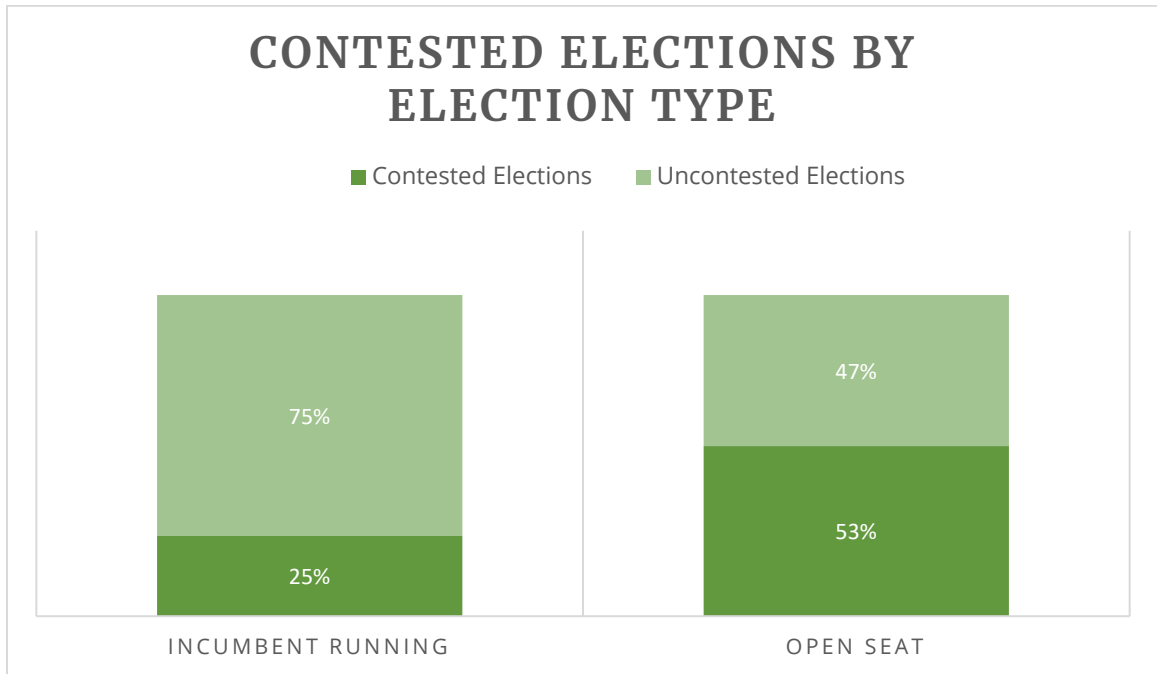
There are far more communities with small populations than there are communities with large populations. There are more than 1,700 communities with fewer than 100,000 people who elect their prosecutors, as compared to only 43 communities with more than one million people. Consequently, there are many prosecutor elections that do not give voters any choices. Of the more than 2,300 jurisdictions that elect their prosecutor, fewer than 700 presented voters with more than a single candidate on the ballot in the election cycle we studied.

Although most prosecutor elections are uncontested, most voters tend to live in jurisdictions that are more likely to give them a choice. More than a quarter of the entire U.S. population lives in only 35 prosecutor districts. And more than half of the entire U.S. population lives in only 147 prosecutor districts. The largest of those districts is Los Angeles County, California, which has a population of nearly ten million.* In contrast, the smallest prosecutor district is Arthur, Nebraska, which has a population of 460.

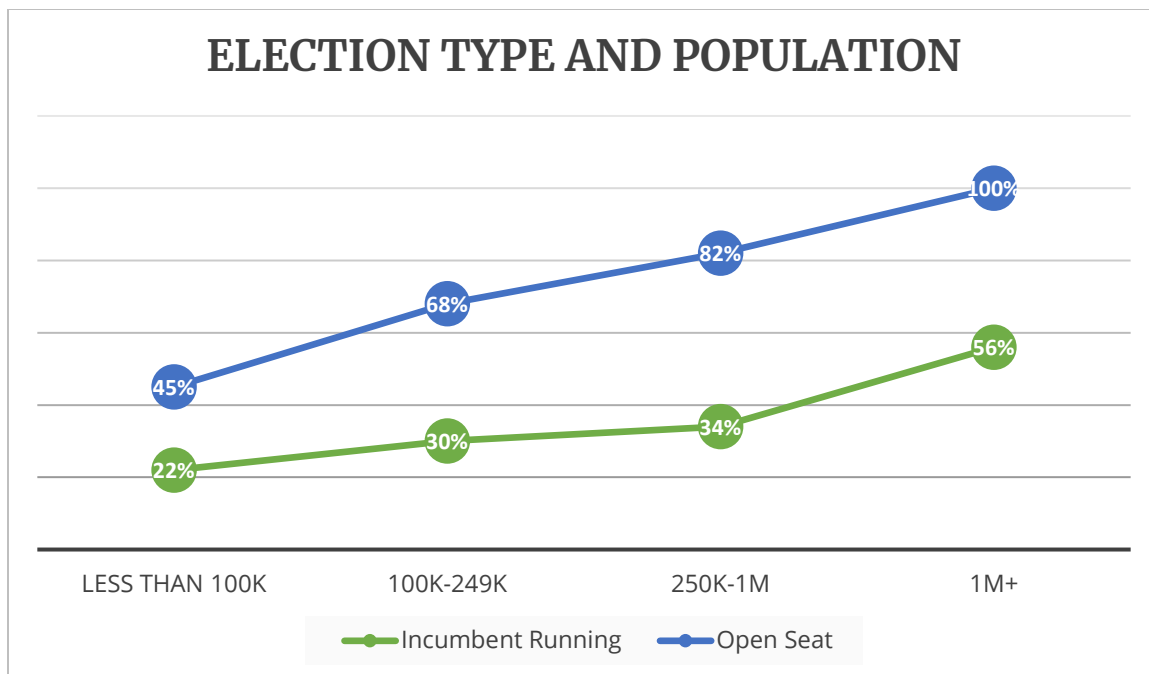
The second factor that affects the availability of choice in prosecutor elections is whether the sitting prosecutor decides to run for reelection. If it is an open

* A full list of the largest 147 districts can be found in the Appendix. All population data is drawn from the 2010 census.

seat election—that is, an election in which the incumbent does not run—then voters are more likely to have a choice between candidates. But when the incumbent prosecutor runs for reelection, he or she often is the only candidate in the election.



These two factors reinforce one another. If an incumbent runs for reelection in a community with a small population, he or she is only likely to face a challenger 22% of the time. In contrast, open seat elections in communities with large populations were contested 100% of the time.



While our study clearly demonstrates a relationship between contested prosecutor elections and both population and election type, this report may raise more questions than it answers. Why do the number of contested elections vary so much based on population and election type? How can we explain the variation in contested election rates across states? What would it take to meaningfully increase the number of contested elections?

These are all important questions that are worth asking. We hope that this report will spark further study and exploration of prosecutor elections. And we hope to provide more data on this and related questions in future reports.

About the Study

Beginning in February 2018, the Prosecutors and Politics Project began collecting information about the most recent election cycle in each state that elects its local prosecutor. For most states, that meant we collected data from the 2014 or 2016 election cycle. But in some states the most recent election had occurred as far back as 2012 and as recently as 2017. In total, we collected election results for 2,314 districts across 45 states.

The dataset includes the name, party affiliation, and incumbency status of each candidate who ran for local prosecutor. The dataset also identifies which candidate won each election and the percentage of total votes each candidate received. These variables allow us to determine whether each district had an open seat, whether the district held a contested election, and whether the election resulted in the unseating of an incumbent.*

We compiled our data from public sources. The decentralized nature of prosecutor elections made it extremely difficult and time consuming to collect this data. When available, the data was obtained from official election records. When those official records were not available or when they did not include the relevant information, data was obtained from websites or media accounts. When those additional sources did not contain the data, we endeavored to obtain the information by emailing or calling county officials. But we were not able to obtain all variables for every election.

We define open seat elections as those in which the incumbent did not seek reelection. We define a contested election as an election in which there are two or more candidates in either the general election or at least one primary election. We chose to aggregate the general and the primary elections when classifying contested elections, rather than to report contested primary elections and contested general elections separately, because we sought to answer the question whether voters have a choice about who will serve as their prosecutor. The partisan composition of some districts may be so lopsided that all important political fights occur in the primary; in others, those fights may occur in the general election. In only a few districts are both the primary and the general elections significant. Of course, when contested

* The full dataset is available at <https://dataverse.unc.edu/dataset.xhtml?persistentId=doi:10.15139/S3/IL14LC>

elections occur only in primary elections and not in general elections, it may result in some voters being excluded from the decision about who shall serve as prosecutor.

Our findings make clear that two factors—the size of a community's population and whether the sitting prosecutor runs for reelection—are correlated with whether voters have a choice in prosecutor elections. But it would be a mistake to discuss prosecutor elections using only aggregated national data. The states, and sometimes even counties, have significant control over how prosecutor elections are conducted. While most states hold elections every four years, others hold elections every two, six, or eight years. Some states hold non-partisan elections. Several states do not hold primary elections for prosecutor when the election is uncontested, and some do not hold a general election when it is uncontested. Three states allow their counties to decide whether to elect prosecutors or whether to have them appointed. And one state imposes term limits.

As this report demonstrates, not only do states have different rules about how prosecutors are elected, but they also have very different rates of contested elections. For example, only 6% of the prosecutor elections in North Dakota offered voters a choice between at least two candidates. In contrast, 100% of elections in Hawaii were contested. It is not clear what drives these differences across states. The differences do not, for example, map neatly onto the different legal rules that states have adopted in selecting their prosecutors, such as the length of term or whether the office is partisan or non-partisan.

Why population and the presence of an incumbent candidate might affect the contestation rate of an election is not immediately obvious. And the differences between states are not explained by the different methods used to select prosecutors. We do not offer explanations for these findings here. But we hope that our data will prompt further attention and study.

State Reports

The following state reports contain three sections. In the first section, we briefly describe the legal rules that each state uses to select its local prosecutors. In the second section, for those states that elect their prosecutors, we present aggregate state data on (a) the percentage of contested elections,^{*} and (b) the candidate who won each election—namely whether it was an incumbent, a challenger, or an open seat candidate.

The third section of each report provides a district overview in each state that elects its prosecutors. The district overview identifies each jurisdiction that elects a prosecutor—for most states, this is a county, but for some it is a district that is made up of multiple counties. We provide the population of each district. If the state uses multi-county districts, we include a table identifying the counties that make up each district at the end of the state report.

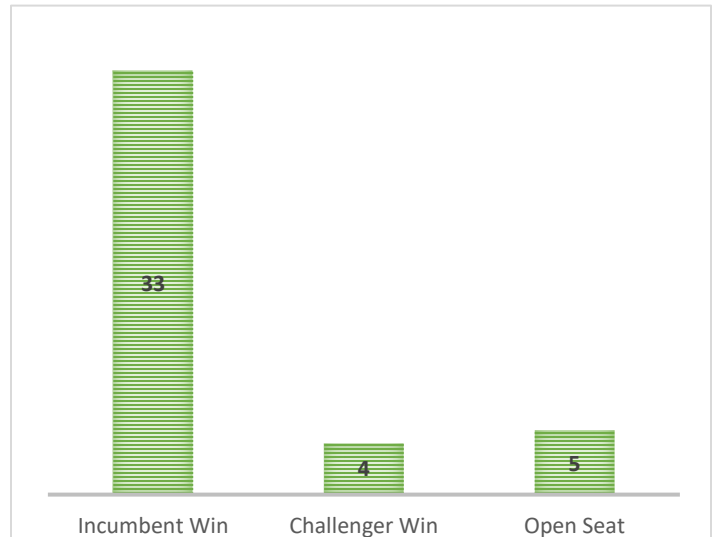
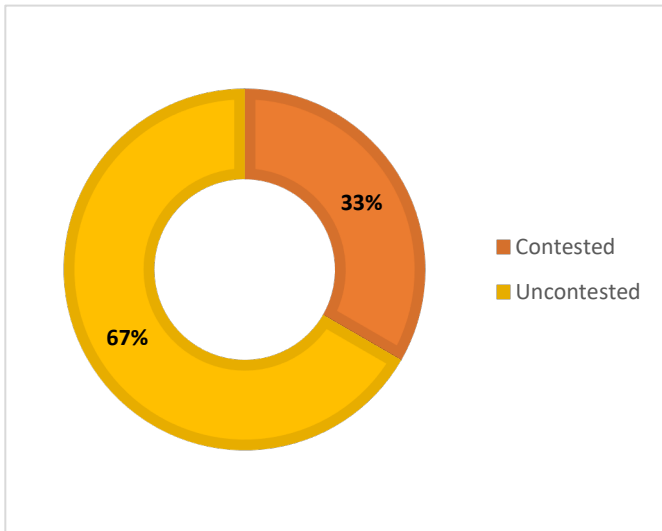
The district overview also provides information about individual candidates. It provides the name, party, and status of each candidate—that is, whether the candidate is an incumbent, a challenger, or a candidate for an open seat. Where available, we have also provided the percentage of the total votes cast that each candidate received.

Finally, the district overview indicates which candidate won the election. The winning candidate's name and other information is presented in boldface type. When an election was contested, we indicate whether the election was a general election or a primary election. In those few districts that held both a contested primary and a contested general election, separate information is provided for each election.

^{*} This information has been rounded to the nearest full percentage point.

Alabama

Alabama elects 42 district attorneys in partisan elections. The district attorneys serve six year terms, and they preside over multi-county districts. Alabama does not require unopposed candidates to appear on the ballot in the primary election. The data in this report comes from the 2016 election.



District Overview

District 1			
Population 57,273			
Candidate	Party	Status	Vote Percent
S. Walker	Dem	Incumbent	98.8

District 2			
Population 46,152			
Candidate	Party	Status	Vote Percent
C. Tesmer	Dem	Incumbent	98.3

District 3			
Population 38,371			
Candidate	Party	Status	Vote Percent
B. Reeves	Dem	Incumbent	98.2

District 4			
Population 104,756			
Primary Election			
Candidate	Party	Status	Vote Percent
M. Jackson	Dem	Incumbent	67.60
F. Toure	Dem	Challenger	32.40

District 5			
Population 120,196			
Primary Election			
Candidate	Party	Status	Vote Percent
W. Harris	Rep	Open Seat	53.76
D. Lewis	Rep	Open Seat	46.23
General Election			
W. Harris	Rep	Open Seat	48.6
J. Douglas	Dem	Open Seat	51.3

District 6			
Population 194,656			
Primary Election			
Candidate	Party	Status	Vote Percent
L. Head	Rep	Incumbent	43
R. Webb	Rep	Challenger	57.28
General Election			
D. Steverson	Dem	Challenger	42.8
R. Webb	Rep	Challenger	57.1

District 7			
Population 133,544			
Candidate	Party	Status	Vote Percent
B. McVeigh	Rep	Incumbent	98

District 8			
Population 119,490			
Candidate	Party	Status	Vote Percent
R. Anderson	Rep	Incumbent	98.7

District 9			
Population 97,098			
Candidate	Party	Status	Vote Percent
M. O'Dell	Rep	Incumbent	99.1

District 10			
Population 658,466			
Primary Election			
Candidate	Party	Status	Vote Percent
R. Johnson Jr.	Rep	Challenger	39.26
C. Henderson	Dem	Challenger	60.74
General Election			
C. Henderson	Dem	Challenger	50.8
B. Falls	Rep	Incumbent	49.1

District 10B			
Population 26,511			
Primary Election			
Candidate	Party	Status	Vote Percent
L. Olive-Washington	Dem	Open Seat	53.48
M. Tunstall	Dem	Open Seat	11.41
L. Washington	Dem	Open Seat	35.11
General Election			
L. Olive-Washington	Dem	Open Seat	50.17
B. Veitch	Rep	Open Seat	49.78

District 11			
Population 92,709			
Candidate	Party	Status	Vote Percent
C. Connolly	Rep	Incumbent	98.6

District 12			
Population 82,847			
Candidate	Party	Status	Vote Percent
T. Anderson	Rep	Incumbent	98.3

District 13			
Population 412,992			
Candidate	Party	Status	Vote Percent
A. Rich	Rep	Incumbent	96.5

District 14			
Population 67,023			
Candidate	Party	Status	Vote Percent
B. Adair Jr.	Rep	Incumbent	98.6

District 15			
Population 229,363			
Candidate	Party	Status	Vote Percent
D. Bailey	Dem	Incumbent	99.8

District 16			
Population 104,430			
Candidate	Party	Status	Vote Percent
J. Willoughby	Rep	Incumbent	98.4

District 17			
Population 43,835			
Primary Election			
Candidate	Party	Status	Vote Percent
G. Griggers	Dem	Incumbent	56.54
B. Lankster	Dem	Challenger	43.45

District 18			
Population 195,085			
Candidate	Party	Status	Vote Percent
J. Lee	Rep	Incumbent	98.6

District 19			
Population 177,517			
Primary Election			
Candidate	Party	Status	Vote Percent
C. Biggs	Rep	Challenger	29.05
R. Houston	Rep	Incumbent	70.95

District 20			
Population 118,849			
Primary Election			
Candidate	Party	Status	Vote Percent
P. Jones	Rep	Open Seat	56.37
G. Maxwell	Rep	Open Seat	43.62
A. Medley	Rep	Open Seat	28.64

District 21			
Population 38,319			
Candidate	Party	Status	Vote Percent
S. Billy	Dem	Incumbent	98.01

District 22			
Population 37,765			
Candidate	Party	Status	Vote Percent
W. Merell	Rep	Incumbent	98.82

District 23			
Population 334,811			
Candidate	Party	Status	Vote Percent
R. Broussard	Rep	Incumbent	96.66

District 24			
Population 51,551			
Candidate	Party	Status	Vote Percent
C. McCool	Rep	Incumbent	98.84

District 25			
Population 55,260			
General Election			
Candidate	Party	Status	Vote Percent
J. Bostick	Dem	Incumbent	25.36
S. Slatton	Rep	Challenger	74.58

District 26			
Population 52,947			
Primary Election			
Candidate	Party	Status	Vote Percent
K. Davis	Dem	Incumbent	56.53
J. Graham	Dem	Challenger	43.46

District 27			
Population 93,019			
Candidate	Party	Status	Vote Percent
S. Marshall	Rep	Incumbent	99.01

District 28			
Population 182,265			
Candidate	Party	Status	Vote Percent
R. Wilters	Rep	Incumbent	98.5

District 29			
Population 82,291			
Candidate	Party	Status	Vote Percent
S. Giddens	Rep	Incumbent	96.52

District 30			
Population 83,593			
Candidate	Party	Status	Vote Percent
R. Minor	Rep	Incumbent	98.79

District 31			
Population 54,428			
Candidate	Party	Status	Vote Percent
B. Graham Jr.	Dem	Incumbent	97.53

District 32			
Population 80,406			
Candidate	Party	Status	Vote Percent
C. Blaylock	Rep	Incumbent	99.2

District 33			
Population 77,041			
Candidate	Party	Status	Vote Percent
T. Adams	Rep	Incumbent	98.37

District 34			
Population 31,704			
Candidate	Party	Status	Vote Percent
J. Rushing III	Dem	Incumbent	97.8

District 35			
Population 36,296			
Candidate	Party	Status	Vote Percent
S. Wadlington	Dem	Incumbent	98.06

District 36			
Population 34,339			
Candidate	Party	Status	Vote Percent
E. Jett	Rep	Incumbent	98.81

District 37			
Population 140,247			
Primary Election			
Candidate	Party	Status	Vote Percent
B. Hughes	Rep	Challenger	57.78
R. Treese III	Rep	Incumbent	42.21

District 38			
Population 53,227			
Candidate	Party	Status	Vote Percent
J. Pierce	Rep	Open Seat	99.15

District 39			
Population 82,782			
General Election			
Candidate	Party	Status	Vote Percent
B. Jones	Rep	Incumbent	53.91
K. Valls	Ind	Challenger	45.78

District 40			
Population 25,471			
Primary Election			
Candidate	Party	Status	Vote Percent
A. Newsome	Rep	Open Seat	24.34
J. Warren	Rep	Open Seat	21.18
J. Willis	Rep	Open Seat	54.47

District 41			
Population 57,322			
Primary Election			
Candidate	Party	Status	Vote Percent
P. Casey	Rep	Incumbent	64.94
S. McPherson	Rep	Challenger	35.05

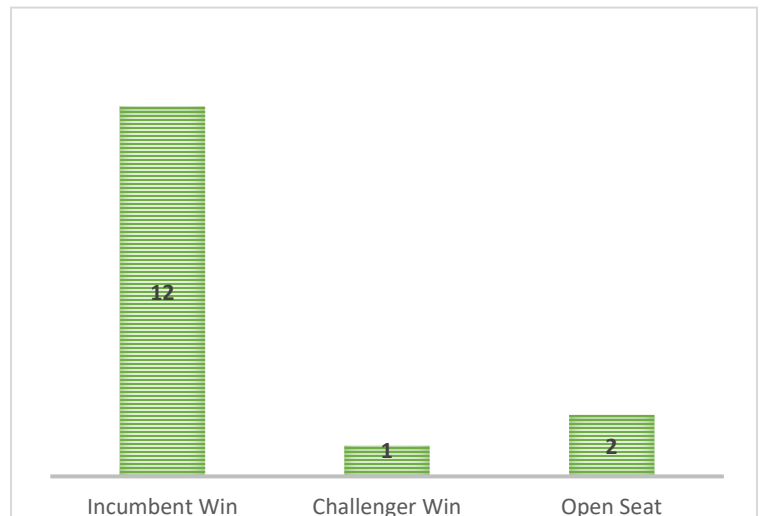
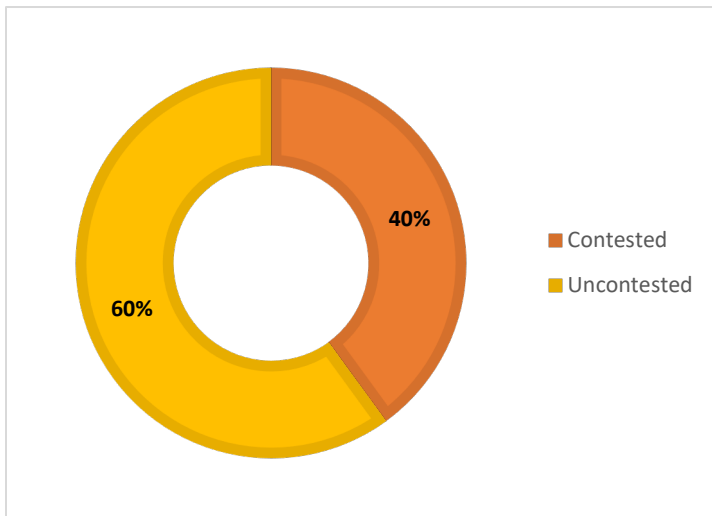
District	Counties	District	Counties
1	Clarke, Choctaw, Washington	21	Escambia
2	Butler, Crenshaw, Lowndes	22	Covington
3	Barbour, Bullock	23	Madison
4	Bibb, Dallas, Hale, Perry, Wilcox	24	Fayette, Lamar, Pickens
5	Chambers, Macon, Randolph, Tallapoosa	25	Marion, Winston
6	Tuscaloosa	26	Russell
7	Calhoun, Cleburne	27	Marshall
8	Morgan	28	Baldwin
9	Cherokee, DeKalb	29	Talladega
10	Jefferson – Birmingham Division	30	St. Clair
10B	Jefferson – Bessemer Division	31	Colbert
11	Lauderdale	32	Cullman
12	Coffee, Pike	33	Dale, Geneva
13	Mobile	34	Franklin
14	Walker	35	Conecuh, Monroe
15	Montgomery	36	Lawrence
16	Etowah	37	Lee
17	Greene, Marengo, Sumter	38	Jackson
18	Shelby	39	Limestone
19	Autauga, Chilton, Elmore	40	Clay, Coosa
20	Henry, Houston	41	Blount

Alaska

Alaska does not hold elections for local prosecutors. The local prosecutors in Alaska are appointed by the state's Attorney General.

Arizona

Arizona elects 15 county attorneys in partisan elections. The county attorneys serve four year terms, and they preside over a single county. The data in this reports comes from the 2016 election.



District Overview

Apache			
Population 71,518			
Candidate	Party	Status	Vote Percent
M. Whiting	Dem	Incumbent	98.4

Cochise			
Population 125,770			
General Election			
Candidate	Party	Status	Vote Percent
T. Holz	Ind	Challenger	35.3
B. McIntyre	Rep	Incumbent	64.7

Coconino			
Population 140,908			
Primary Election			
Candidate	Party	Status	Vote Percent
G. Pearlmutter	Dem	Open Seat	48.9
W. Ring	Dem	Open Seat	50.87

Gila			
Population 53,597			
Candidate	Party	Status	Vote Percent
B. Beauchamp	Rep	Incumbent	98.92

Graham			
Population 37,220			
Candidate	Party	Status	Vote Percent
K. Angle	Rep	Incumbent	98.22

Greenlee			
Population 8,437			
Candidate	Party	Status	Vote Percent
J. Ford	Ind	Open Seat	99.18

La Paz			
Population 20,489			
General Election			
Candidate	Party	Status	Vote Percent
K. Field	Rep	Challenger	47.11
T. Rogers	Dem	Incumbent	52.74

Maricopa			
Population 3,817,117			
General Election			
Candidate	Party	Status	Vote Percent
W. Montgomery	Rep	Incumbent	52.6
D. Rodriguez	Dem	Challenger	47.21

Mohave			
Population 200,186			
Candidate	Party	Status	Vote Percent
M. Smith	Rep	Incumbent	98.78

Navajo			
Population 107,449			
Candidate	Party	Status	Vote Percent
B. Carlyon	Dem	Incumbent	97.62

Pima			
Population 980,263			
Primary Election			
Candidate	Party	Status	Vote Percent
J. Feinman	Dem	Challenger	40.65
B. LaWall	Dem	Incumbent	53.67
General Election			
C. Tuell	Other	Challenger	30.06
B. LaWall	Dem	Incumbent	69.12

Pinal			
Population 375,770			
Primary Election			
Candidate	Party	Status	Vote Percent
K. Volkmer	Rep	Challenger	53.89
L. Voyles	Rep	Incumbent	38.25

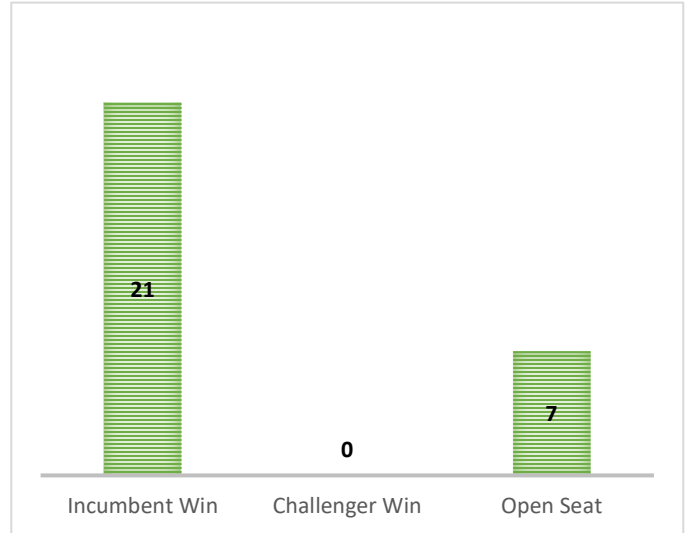
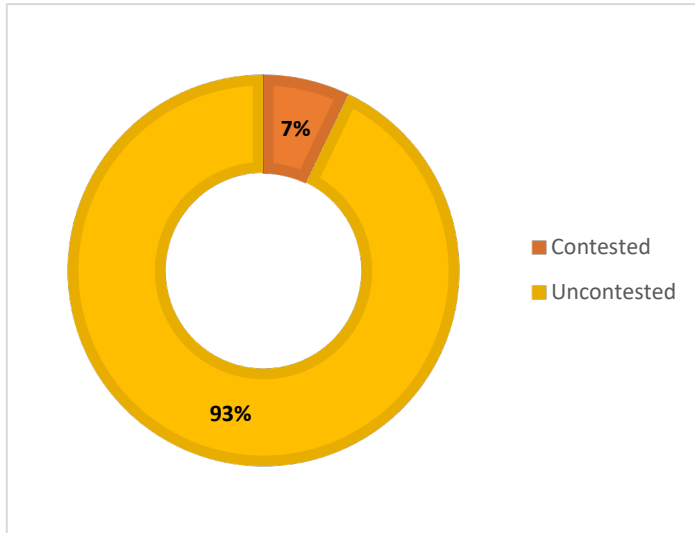
Santa Cruz			
Population 47,420			
Candidate	Party	Status	Vote Percent
G. Silva	Dem	Incumbent	97.68

Yavapai			
Population 211,033			
Candidate	Party	Status	Vote Percent
S. Polk	Rep	Incumbent	98.52

Yuma			
Population 195,751			
Candidate	Party	Status	Vote Percent
J. Smith	Dem	Incumbent	98.38

Arkansas

Arkansas elects 28 prosecuting attorneys in nonpartisan elections. The prosecuting attorneys serve four year terms, and they preside over multi-county districts. Arkansas does not require unopposed candidates to appear on the ballot in either the primary or the general election. The data in this report comes from the 2014 election.



District Overview

District 1			
Population 93,718			
Candidate	Party	Status	Vote Percent
F. Long	NP	Incumbent	N/A

District 2			
Population 276,581			
Candidate	Party	Status	Vote Percent
S. Ellington	NP	Incumbent	N/A

District 3			
Population 70,645			
Candidate	Party	Status	Vote Percent
H. Boyce	NP	Incumbent	N/A

District 4			
Population 218,782			
Candidate	Party	Status	Vote Percent
M. Durrett	NP	Open Seat	N/A

District 5			
Population 105,419			
Candidate	Party	Status	Vote Percent
D. Gibbons	NP	Incumbent	N/A

District 6			
Population 393,193			
Candidate	Party	Status	Vote Percent
L. Jegley	NP	Incumbent	N/A

District 7			
Population 50,776			
Candidate	Party	Status	Vote Percent
T. Howell	NP	Open Seat	N/A

District 8 - North			
Population 31,606			
Candidate	Party	Status	Vote Percent
C. McQueen	NP	Incumbent	N/A

District 8 - South			
Population 51,107			
Candidate	Party	Status	Vote Percent
S. Black	NP	Open Seat	N/A

District 9 - East			
Population 22,995			
Candidate	Party	Status	Vote Percent
B. Batson	NP	Incumbent	N/A

District 9 - West			
Population 55,309			
Candidate	Party	Status	Vote Percent
B. Chesshir	NP	Incumbent	N/A

District 10			
Population 76,678			
Candidate	Party	Status	Vote Percent
T. Deen	NP	Incumbent	N/A

District 11 - East			
Population 19,019			
Candidate	Party	Status	Vote Percent
G. Dittrich	NP	Incumbent	N/A

District 11 - West			
Population 91,569			
Candidate	Party	Status	Vote Percent
K. Hunter	NP	Incumbent	N/A

District 12			
Population 125,744			
Candidate	Party	Status	Vote Percent
D. Shue Jr.	NP	Incumbent	N/A

District 13			
Population 114,484			
Candidate	Party	Status	Vote Percent
D. Butler	NP	Open Seat	N/A

District 14			
Population 103,399			
Candidate	Party	Status	Vote Percent
D. Ethredge	NP	Open Seat	N/A

District 15			
Population 55,771			
Candidate	Party	Status	Vote Percent
J. Tatum II	NP	Incumbent	N/A

District 16			
Population 100,952			
Candidate	Party	Status	Vote Percent
D. McSpadden	NP	Incumbent	N/A

District 17			
Population 85,791			
Primary Election			
Candidate	Party	Status	Vote Percent
B. McCoy	NP	Open Seat	57.4
D. Parker	NP	Open Seat	42.6

District 18 - East			
Population 96,024			
Candidate	Party	Status	Vote Percent
S. Oliver	NP	Incumbent	N/A

District 18 - West			
Population 30,149			
Candidate	Party	Status	Vote Percent
A. Riner	NP	Incumbent	N/A

District 19 - East			
Population 27,446			
Candidate	Party	Status	Vote Percent
R. Rogers II	NP	Incumbent	N/A

District 19 - West			
Population 221,339			
Primary Election			
Candidate	Party	Status	Vote Percent
N. Smith	NP	Open Seat	51.91
K. Weber	NP	Open Seat	48.09

District 20			
Population 138,727			
Candidate	Party	Status	Vote Percent
C. Hiland	NP	Incumbent	N/A

District 21			
Population 61,948			
Candidate	Party	Status	Vote Percent
M. McCune	NP	Incumbent	N/A

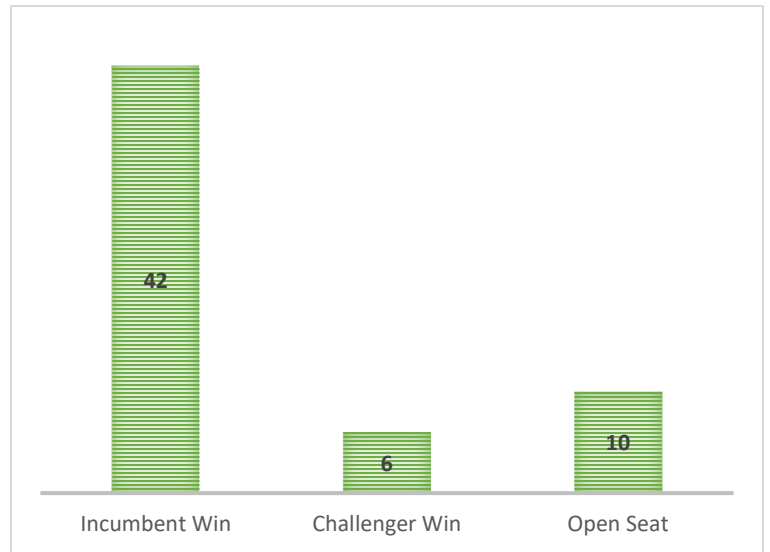
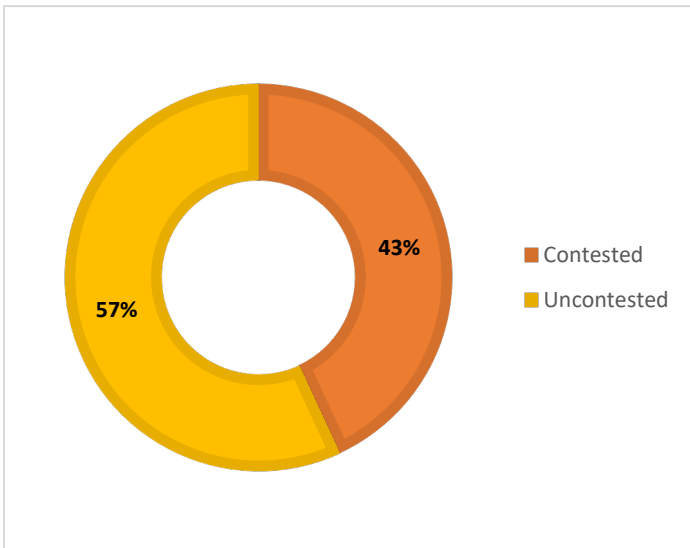
District 22			
Population 107,118			
Candidate	Party	Status	Vote Percent
K. Casady	NP	Incumbent	N/A

District 23			
Population 68,356			
Candidate	Party	Status	Vote Percent
C. Graham	NP	Incumbent	N/A

District	Counties	District	Counties
1	Cross, St. Francis, Lee, Phillips, Monroe, Woodruff	12	Sebastian
2	Crittenden, Mississippi, Poinsett, Craighead, Greene, Clay	13	Calhoun, Cleveland, Union, Columbia, Ouachita, Dallas
3	Jackson, Lawrence, Randolph, Sharp	14	Baxter, Marion, Boone, Newton
4	Madison, Washington	15	Logan, Scott, Yell
5	Franklin, Johnson, Pope	16	Fulton, Izard, Stone, Independence, Cleburne
6	Perry, Pulaski	17	Prairie, White
7	Grant, Hot Spring	18 - East	Garland
8 - North	Hempstead, Nevada	18 - West	Montgomery, Polk
8 - South	Miller, Lafayette	19 - East	Carroll
9 - East	Clark	19 - West	Benton
9 - West	Little River, Sevier, Pike, Howard	20	Searcy, Van Buren, Faulkner
10	Desha, Drew, Bradley, Ashley, Chicot	21	Crawford
11 - East	Arkansas	22	Saline
11 - West	Jefferson, Lincoln	23	Lonoke

California

California elects 58 district attorneys in nonpartisan elections. If a candidate receives more than 50% of the vote at the June nonpartisan primary, then she is declared elected; if no candidate receives more than 50% of the primary vote, then a runoff election is held between the top two candidates during the November general election. The district attorneys serve four year terms, and they preside over a single county. The data in this report comes from elections held in 2014, 2015, and 2016.



District Overview

Alameda			
Population 1,510,271			
Candidate	Party	Status	Vote Percent
N. O'Malley	NP	Incumbent	98.16

Alpine			
Population 1,175			
Candidate	Party	Status	Vote Percent
K. Dustman	NP	Open Seat	96.96

Amador			
Population 38,091			
Candidate	Party	Status	Vote Percent
T. Riebe	NP	Incumbent	97.6

Butte			
Population 220,000			
Candidate	Party	Status	Vote Percent
M. Ramsey	NP	Incumbent	93.4

Calaveras			
Population 45,578			
Candidate	Party	Status	Vote Percent
B. Yook	NP	Incumbent	98.18

Colusa			
Population 21,419			
Candidate	Party	Status	Vote Percent
J. Poyner	NP	Incumbent	97.62

Contra Costa			
Population 1,049,025			
Candidate	Party	Status	Vote Percent
M. Peterson	NP	Incumbent	98.71

Del Norte			
Population 28,610			
Primary Election			
Candidate	Party	Status	Vote Percent
D. Trigg	NP	Open Seat	56.04
R. Drossel	NP	Open Seat	43.25

El Dorado			
Population 181,058			
Primary Election			
Candidate	Party	Status	Vote Percent
J. Henry	NP	Challenger	27.55
V. Pierson	NP	Incumbent	71.99

Fresno			
Population 930,450			
Primary Election			
Candidate	Party	Status	Vote Percent
E. Egan	NP	Incumbent	40.42
L. Smittcamp	NP	Challenger	59.17

Glenn			
Population 28,122			
Primary Election			
Candidate	Party	Status	Vote Percent
R. Maloney	NP	Incumbent	39.42
D. Stewart	NP	Challenger	60.58

Humboldt			
Population 134,623			
Primary Election			
Candidate	Party	Status	Vote Percent
A. Dollison	NP	Open Seat	7.82
E. Firpo	NP	Open Seat	27.06
M. Fleming	NP	Open Seat	59.96
A. Klein	NP	Open Seat	5.07

Imperial			
Population 174,528			
Candidate	Party	Status	Vote Percent
G. Otero	NP	Incumbent	100

Inyo			
Population 18,546			
Candidate	Party	Status	Vote Percent
T. Hardy	NP	Incumbent	100

Kern			
Population 839,631			
Candidate	Party	Status	Vote Percent
L. Green	NP	Incumbent	97.15

Kings			
Population 152,982			
Primary Election			
Candidate	Party	Status	Vote Percent
K. Fagundes	NP	Challenger	68.79
G. Strickland	NP	Incumbent	31.21

Lake			
Population 64,665			
Primary Election			
Candidate	Party	Status	Vote Percent
D. Anderson	NP	Incumbent	59.14
A. Ross	NP	Challenger	40.89

Lassen			
Population 34,895			
Primary Election			
Candidate	Party	Status	Vote Percent
D. Evans	NP	Open Seat	42.1
S. Montgomery	NP	Open Seat	57.67

Los Angeles Population 9,818,605			
Candidate	Party	Status	Vote Percent
J. Lacey	NP	Incumbent	100

Madera Population 150,865			
Primary Election			
Candidate	Party	Status	Vote Percent
M. Ketiz	NP	Incumbent	35.6
D. Linn	NP	Challenger	44
M. Neal	NP	Challenger	20.1
General Election			
M. Ketiz	NP	Incumbent	41
D. Linn	NP	Challenger	58.6

Marin Population 252,409			
Candidate	Party	Status	Vote Percent
E. Berberian	NP	Incumbent	98.78

Mariposa Population 18,251			
Candidate	Party	Status	Vote Percent
T. Cooke	NP	Incumbent	100

Mendocino Population 87,841			
Candidate	Party	Status	Vote Percent
C.D. Eyster	NP	Incumbent	96.1

Merced Population 255,793			
Candidate	Party	Status	Vote Percent
L. Morse Jr.	NP	Incumbent	97.69

Modoc Population 9,686			
Candidate	Party	Status	Vote Percent
J. Funk	NP	Incumbent	94.69

Mono Population 14,202			
Candidate	Party	Status	Vote Percent
K. Kendall	NP	Incumbent	100

Monterey			
Population 415,057			
Candidate	Party	Status	Vote Percent
D. Flippo	NP	Incumbent	100

Napa			
Population 136,484			
Primary Election			
Candidate	Party	Status	Vote Percent
T. Kensok	NP	Challenger	28.78
G. Lieberstein	NP	Incumbent	49.32
D. Pharr	NP	Challenger	21.9
General Election			
T. Kensok	NP	Challenger	32.76
G. Lieberstein	NP	Incumbent	67.24

Nevada			
Population 98,764			
Primary Election			
Candidate	Party	Status	Vote Percent
D. Alkire	NP	Challenger	44.03
C. Newell	NP	Incumbent	55.97

Orange			
Population 3,010,232			
Primary Election			
Candidate	Party	Status	Vote Percent
G. Diamond	NP	Challenger	26.7
T. Rackauckas	NP	Incumbent	73.3

Placer			
Population 348,432			
Candidate	Party	Status	Vote Percent
R.S. Owens	NP	Incumbent	99.04

Plumas			
Population 20,007			
Candidate	Party	Status	Vote Percent
D. Hollister	NP	Incumbent	98.65

Riverside			
Population 2,189,641			
Primary Election			
Candidate	Party	Status	Vote Percent
M. Hestrin	NP	Challenger	55.25
P. Zellerbach	NP	Incumbent	44.75

Sacramento			
Population 4,418,788			
Primary Election			
Candidate	Party	Status	Vote Percent
M. Krell	NP	Open Seat	32
T. Leras	NP	Open Seat	9
A. Schubert	NP	Open Seat	57

San Benito			
Population 55,269			
Candidate	Party	Status	Vote Percent
C. Hooper Mancino	NP	Incumbent	98.01

San Bernardino			
Population 2,035,210			
Primary Election			
Candidate	Party	Status	Vote Percent
G. Merritt	NP	Challenger	38.43
M. Ramos	NP	Incumbent	61.57

San Diego			
Population 3,095,313			
Primary Election			
Candidate	Party	Status	Vote Percent
B. Brewer	NP	Challenger	34.58
B. Dumanis	NP	Incumbent	54.77
T. Wyatt	NP	Challenger	10.5

San Francisco			
Population 805,235			
Candidate	Party	Status	Vote Percent
G. Gascon	NP	Incumbent	98.24

San Joaquin			
Population 685,306			
Primary Election			
Candidate	Party	Status	Vote Percent
G. Hickey	NP	Open Seat	20.78
T. Salazar	NP	Open Seat	78.91

San Luis Obispo			
Population 269,637			
Primary Election			
Candidate	Party	Status	Vote Percent
T. Covello	NP	Open Seat	43.71
D. Dow	NP	Open Seat	53.83
P. Phillips	NP	Open Seat	2.17

San Mateo			
Population 718,451			
Candidate	Party	Status	Vote Percent
S. Waggstaffe	NP	Incumbent	100

Santa Barbara			
Population 423,895			
Candidate	Party	Status	Vote Percent
J. Dudley	NP	Incumbent	97.03

Santa Clara			
Population 1,781,642			
Candidate	Party	Status	Vote Percent
J. Rosen	NP	Incumbent	100

Santa Cruz			
Population 262,382			
Candidate	Party	Status	Vote Percent
B. Lee	NP	Incumbent	97.93

Shasta			
Population 177,223			
Candidate	Party	Status	Vote Percent
S. Carlton	NP	Incumbent	97.67

Sierra			
Population 3,240			
Candidate	Party	Status	Vote Percent
L. Allen	NP	Incumbent	93.18

Siskiyou			
Population 44,900			
Candidate	Party	Status	Vote Percent
J.K. Andrus	NP	Incumbent	97.79

Solano			
Population 413,344			
Primary Election			
Candidate	Party	Status	Vote Percent
K. Abrams	NP	Challenger	51.35
D. du Bain	NP	Incumbent	48.26

Sonoma			
Population 483,878			
Primary Election			
Candidate	Party	Status	Vote Percent
J. Ravitch	NP	Incumbent	63.7
V. Shanahan	NP	Challenger	35.9

Stanislaus			
Population 514,453			
Primary Election			
Candidate	Party	Status	Vote Percent
F. Carson	NP	Challenger	28.94
B. Fladager	NP	Incumbent	70.06

Sutter			
Population 94,737			
Primary Election			
Candidate	Party	Status	Vote Percent
J. Dupre	NP	Open Seat	29.4
A. Hopper	NP	Open Seat	43.11
J. McClung	NP	Open Seat	22.49
K. Singh	NP	Open Seat	5
General Election			
J. Dupre	NP	Open Seat	37.85
A. Hopper	NP	Open Seat	61.8

Tehama			
Population 63,463			
Primary Election			
Candidate	Party	Status	Vote Percent
G. Cohen	NP	Incumbent	60.28
L. Olsen	NP	Challenger	39.72

Trinity			
Population 13,786			
Primary Election			
Candidate	Party	Status	Vote Percent
A. Edwards	NP	Open Seat	40.16
E. Heryford	NP	Open Seat	59.49

Tulare			
Population 442,179			
Primary Election			
Candidate	Party	Status	Vote Percent
R. Kaelble	NP	Challenger	44.01
T. Ward	NP	Incumbent	55.69

Tuolumne			
Population 55,365			
Candidate	Party	Status	Vote Percent
L. Krieg	NP	Open Seat	98.5

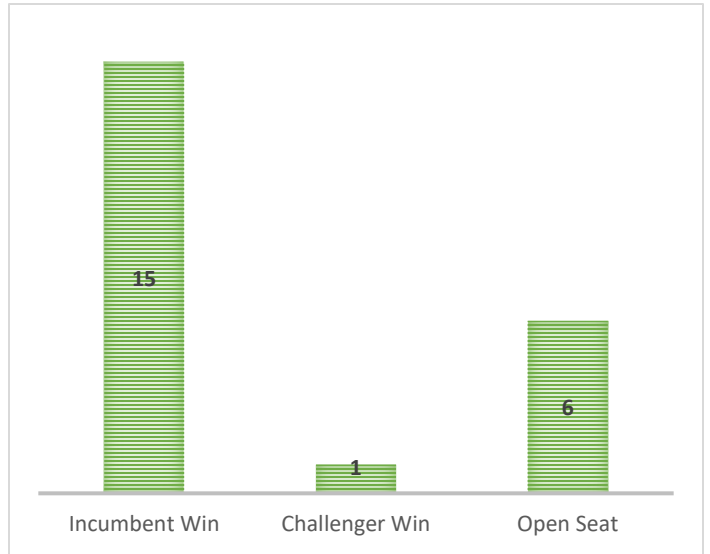
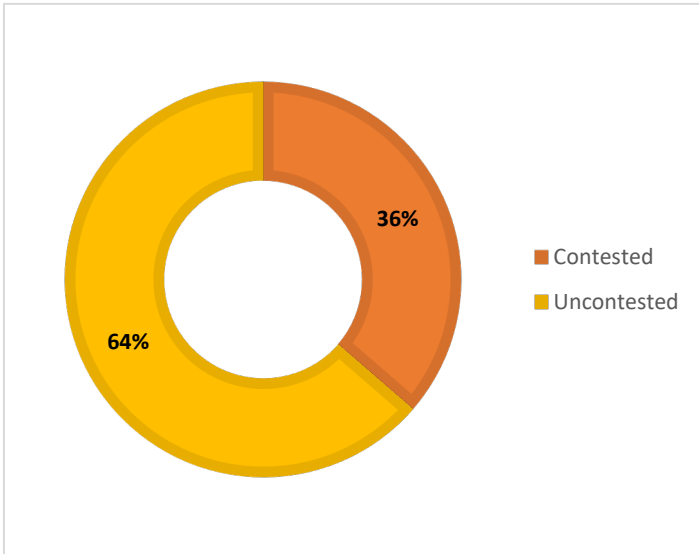
Ventura			
Population 823,318			
Candidate	Party	Status	Vote Percent
G. Totten	NP	Incumbent	97.35

Yolo			
Population 200,849			
Candidate	Party	Status	Vote Percent
J. Reisig	NP	Incumbent	100

Yuba			
Population 72,155			
Candidate	Party	Status	Vote Percent
P. McGrath	NP	Incumbent	100

Colorado

Colorado elects 22 district attorneys in partisan elections. The district attorneys serve four year terms, and they preside over multi-county districts. District attorneys in Colorado are term-limited, but the number of terms that a district attorney can serve vary by district. The data in this report comes from the 2016 election.



District Overview

District 1			
Population 539,984			
General Election			
Candidate	Party	Status	Vote Percent
J. Lilly	Dem	Challenger	46.71
P. Weir	Rep	Incumbent	53.29

District 2			
Population 600,158			
Primary Election			
Candidate	Party	Status	Vote Percent
K. Boyd	Dem	Open Seat	11.62
M. Carrigan	Dem	Open Seat	36.13
B. McCann	Dem	Open Seat	52.25
General Election			
B. McCann	Dem	Open Seat	73.05
H. Morgan	Ind	Open Seat	26.95

District 3			
Population 22,218			
Candidate	Party	Status	Vote Percent
H. Solano	Dem	Open Seat	100

District 4			
Population 645,613			
Candidate	Party	Status	Vote Percent
D. May	Rep	Incumbent	100

District 5			
Population 96,589			
General Election			
Candidate	Party	Status	Vote Percent
B. Brown	Dem	Incumbent	42.99
B. Carey	Rep	Challenger	40.58
S. Mehrnia	NP	Challenger	16.43

District 6			
Population 64,117			
Primary Election			
Candidate	Party	Status	Vote Percent
C. Champagne	Dem	Open Seat	65.85
B. Lammons	Dem	Open Seat	34.15

District 7			
Population 100,190			
Candidate	Party	Status	Vote Percent
D. Hotsenpiller	Dem	Incumbent	100

District 8			
Population 301,024			
Candidate	Party	Status	Vote Percent
C. Riedel	Rep	Incumbent	100

District 9			
Population 80,203			
General Election			
Candidate	Party	Status	Vote Percent
S. Caloia	Dem	Incumbent	35.41
J. Cheney	Rep	Challenger	46.58
C. McCrory, Jr.	Ind	Challenger	18.01

District 10			
Population 159,063			
Candidate	Party	Status	Vote Percent
J. Chostner	Dem	Incumbent	100

District 11			
Population 85,094			
Candidate	Party	Status	Vote Percent
M. Chilson	Rep	Open Seat	100

District 12			
Population 46,027			
Candidate	Party	Status	Vote Percent
C. Newmyer-Olsen	Dem	Open Seat	100

District 13			
Population 80,816			
General Election			
Candidate	Party	Status	Vote Percent
B. Lewton	Rep	Incumbent	71.52
P. Wiese	Dem	Challenger	28.48

District 14			
Population 52,147			
Candidate	Party	Status	Vote Percent
B. Barkey	Rep	Incumbent	100

District 15			
Population 19,573			
General Election			
Candidate	Party	Status	Vote Percent
R. Fouracre	Dem	Open Seat	22.69
J. Vogel	Rep	Open Seat	77.31

District 16			
Population 31,153			
Candidate	Party	Status	Vote Percent
J. Bullock	Rep	Incumbent	100

District 17			
Population 497,492			
Primary Election			
Candidate	Party	Status	Vote Percent
C. Alysse Datz	Dem	Challenger	48.39
D. Young	Dem	Incumbent	51.61
General Election			
M. Falk Jansen	Rep	Challenger	45.8
D. Young	Dem	Incumbent	54.2

District 18			
Population 886,021			
Candidate	Party	Status	Vote Percent
G. Brauchler	Rep	Incumbent	100

District 19			
Population 252,825			
Candidate	Party	Status	Vote Percent
M. Rourke	Rep	Incumbent	100

District 20			
Population 294,567			
Candidate	Party	Status	Vote Percent
S. Garnett	Dem	Incumbent	100

District 21			
Population 146,723			
Candidate	Party	Status	Vote Percent
D. Rubinstein	Rep	Incumbent	100

District 22			
Population 27,599			
Candidate	Party	Status	Vote Percent
W. Furse	Rep	Incumbent	100

District	Counties
1	Gilpin, Jefferson
2	Denver
3	Huerfano, Las Animas
4	El Paso, Teller
5	Clear Creek, Eagle, Lake, Summit
6	Archuleta, La Plata, San Juan
7	Delta, Gunnison, Hinsdale, Montrose, Ouray, San Miguel
8	Jackson, Larimer
9	Garfield, Pitkin, Rio Blanco
10	Pueblo
11	Chaffee, Custer, Fremont, Park
12	Alamosa, Conejos, Costilla, Mineral, Rio Grande, Saguache
13	Kit Carson, Logan, Morgan, Phillips, Sedgwick, Washington, Yuma
14	Grant, Moffat, Routt
15	Baca, Cheyenne, Kiowa, Prowers
16	Bent, Crowley, Otero
17	Adams, Broomfield
18	Arapahoe, Douglas, Elbert, Lincoln
19	Weld
20	Boulder
21	Mesa
22	Dolores, Montezuma

Connecticut

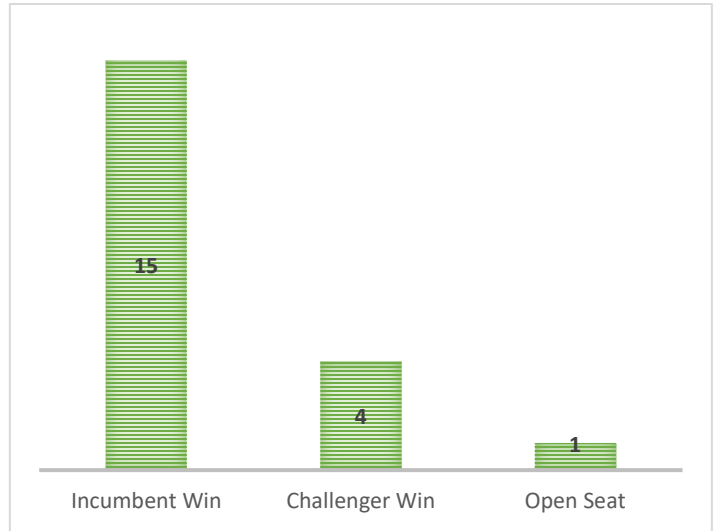
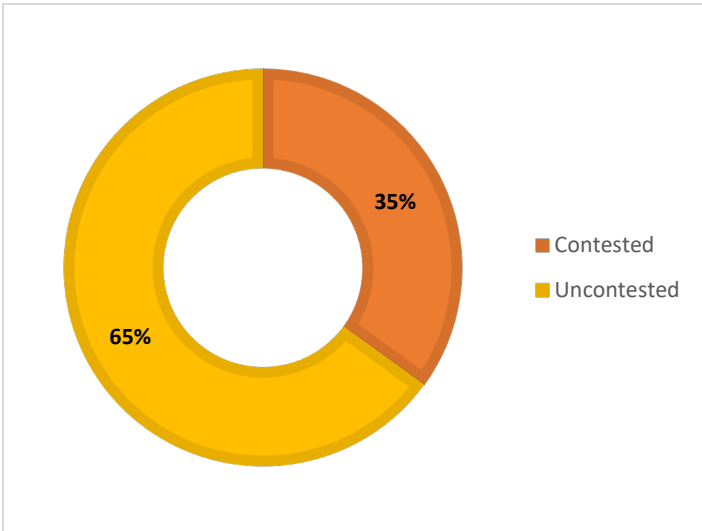
Connecticut does not hold elections for local prosecutors. The local prosecutors in Connecticut are appointed by a state commission.

Delaware

Delaware does not hold elections for local prosecutors. The local prosecutors in Delaware are appointed by the state's Attorney General.

Florida

Florida elects 20 state attorneys in partisan elections. The district attorneys serve four year terms, and they preside over multi-county districts. Florida does not require unopposed candidates to appear on the ballot in either the primary or the general election. The data in this report comes from elections held in 2014 and 2016.



District Overview

Circuit 1			
Population 684,856			
Candidate	Party	Status	Vote Percent
W. Eddins	Rep	Incumbent	N/A

Circuit 2			
Population 387,327			
Primary Election			
Candidate	Party	Status	Vote Percent
J. Campbell	Dem	Open Seat	51.5
S. Desmond	Dem	Open Seat	48.5
General Election			
J. Campbell	Dem	Open Seat	53.1
P. Williams	Rep	Open Seat	46.9

Circuit 3			
Population 190,967			
Candidate	Party	Status	Vote Percent
J. Siegmeister	Rep	Incumbent	N/A

Circuit 4			
Population 1,128,442			
General Election			
Candidate	Party	Status	Vote Percent
A. Corey	Rep	Incumbent	26.4
M. Nelson	Rep	Challenger	64.1
W. White	Rep	Challenger	9.5

Circuit 5			
Population 1,035,784			
Candidate	Party	Status	Vote Percent
B. King	Rep	Incumbent	N/A

Circuit 6			
Population 1,381,239			
Candidate	Party	Status	Vote Percent
B. McCabe	Rep	Incumbent	N/A

Circuit 7			
Population 854,692			
Candidate	Party	Status	Vote Percent
R.J. Larizza	Rep	Incumbent	N/A

Circuit 8			
Population 376,246			
Candidate	Party	Status	Vote Percent
B. Cervone	Rep	Incumbent	N/A

Circuit 9			
Population 1,414,641			
Primary Election			
Candidate	Party	Status	Vote Percent
J. Ashton	Dem	Incumbent	43.1
A. Ayala	Dem	Challenger	56.9

Circuit 10			
Population 728,612			
Candidate	Party	Status	Vote Percent
B. Haas	Rep	Incumbent	N/A

Circuit 11			
Population 2,496,435			
Candidate	Party	Status	Vote Percent
K. Rundle	Dem	Incumbent	N/A

Circuit 12			
Population 737,143			
Candidate	Party	Status	Vote Percent
E. Brodsky	Rep	Incumbent	N/A

Circuit 13			
Population 1,229,226			
General Election			
Candidate	Party	Status	Vote Percent
M. Ober	Rep	Incumbent	49.6
A. Warren	Dem	Challenger	50.4

Circuit 14			
Population 293,909			
Primary Election			
Candidate	Party	Status	Vote Percent
G. Hess	Rep	Incumbent	58.1
G. Wilson	Rep	Challenger	41.9

Circuit 15			
Population 1,320,134			
Candidate	Party	Status	Vote Percent
D. Aronberg	Dem	Incumbent	N/A

Circuit 16			
Population 73,090			
General Election			
Candidate	Party	Status	Vote Percent
S. Neiss	LPF	Challenger	3.2
C. Vogel	Dem	Incumbent	46.7
D. Ward	Rep	Challenger	50

Circuit 17			
Population 1,748,066			
Primary Election			
Candidate	Party	Status	Vote Percent
M. Satz	Dem	Incumbent	51.6
T. Williams	Dem	Challenger	48.4

Circuit 18			
Population 966,094			
Candidate	Party	Status	Vote Percent
P. Archer	Rep	Incumbent	N/A

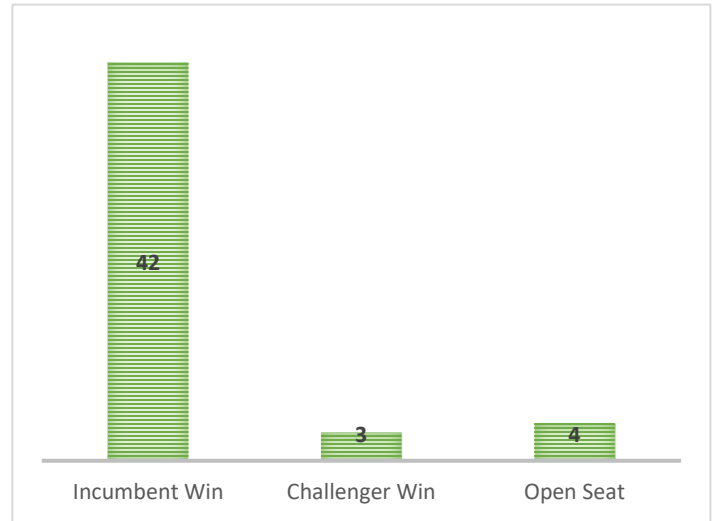
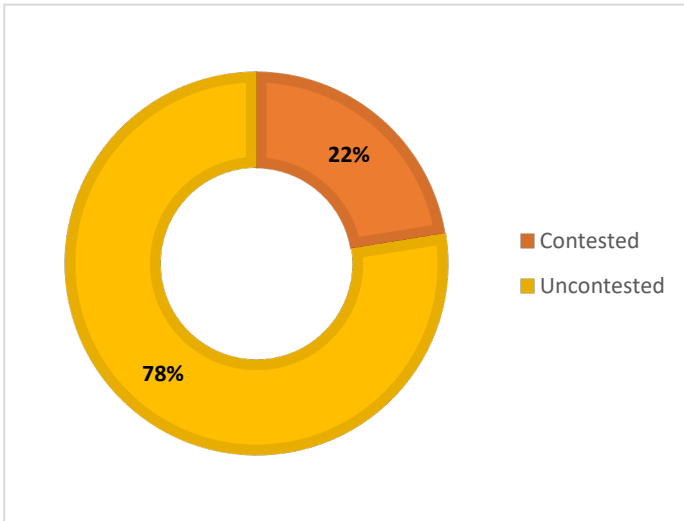
Circuit 19			
Population 602,131			
Candidate	Party	Status	Vote Percent
B. Colton	Rep	Incumbent	N/A

Circuit 20			
Population 1,152,276			
Candidate	Party	Status	Vote Percent
S. Russell	Rep	Incumbent	N/A

Circuit	Counties
1	Escambia, Okaloosa, Santa Rosa, Walton
2	Franklin, Gadsden, Jefferson, Leon, Liberty, Wakulla
3	Columbia, Dixie, Hamilton, Lafayette, Madison, Suwannee, Taylor
4	Clay, Duval, Nassau
5	Citrus, Hernando, Lake Marion, Sumter
6	Pasco, Pinellas
7	Flagler, Putnam, St. Johns, Volusia
8	Alachua, Baker, Bradford, Gilchrist, Levy, Union
9	Orange, Osceola
10	Hardee, Highlands, Polk
11	Miami, Dade
12	DeSoto, Manatee, Sarasota
13	Hillsborough
14	Bay, Calhoun, Gulf, Holmes, Jackson, Washington
15	Palm Beach
16	Monroe
17	Broward
18	Brevard, Seminole
19	Indian River, Martin, Okeechobee, St. Lucie
20	Charlotte, Collier, Glades, Hendry, Lee

Georgia

Georgia elects 49 district attorneys in partisan elections. The district attorneys serve four year terms, and they preside over multi-county districts. The data in this report comes from elections held in 2014 and 2016.



District Overview

Alapaha Population 61,749			
Candidate	Party	Status	Vote Percent
D. Perryman	Rep	Incumbent	100

Alcovy Population 183,726			
Candidate	Party	Status	Vote Percent
L. Zon	Rep	Incumbent	100

Appalachian Population 81,405			
Candidate	Party	Status	Vote Percent
B. Sosebee	Rep	Incumbent	100

Atlanta Population 920,581			
Candidate	Party	Status	Vote Percent
P. Howard	Dem	Incumbent	100

Atlantic			
Population 159,003			
Candidate	Party	Status	Vote Percent
J. Durden	Dem	Incumbent	100

Augusta			
Population 347,918			
Candidate	Party	Status	Vote Percent
A. Wright	Rep	Incumbent	100

Bell-Forsyth			
Population 175,511			
Candidate	Party	Status	Vote Percent
P. Penn	Rep	Incumbent	100

Blue Ridge			
Population 214,346			
Candidate	Party	Status	Vote Percent
S. Wallace	Rep	Incumbent	100

Brunswick			
Population 193,542			
Candidate	Party	Status	Vote Percent
J. Johnson	Rep	Incumbent	100

Chattahoochee			
Population 257,689			
Candidate	Party	Status	Vote Percent
J. Slater	Dem	Incumbent	100

Cherokee			
Population 155,343			
Candidate	Party	Status	Vote Percent
R. Greene	Rep	Incumbent	100

Clayton			
Population 259,424			
Primary Election			
Candidate	Party	Status	Vote Percent
T. Graham-Lawson	Dem	Incumbent	59.06
J. Green	Dem	Challenger	40.94

Cobb			
Population 688,078			
Candidate	Party	Status	Vote Percent
V. Reynolds	Rep	Incumbent	100

Conasauga			
Population 142,227			

Candidate	Party	Status	Vote Percent
B. Poston	Rep	Incumbent	100

Cordele Population 65,246			
Candidate	Party	Status	Vote Percent
D. Fachini	Dem	Incumbent	100

Coweta Population 338,714			
Candidate	Party	Status	Vote Percent
P. Skandalakis	Rep	Incumbent	100

Dougherty Population 94,565			
Candidate	Party	Status	Vote Percent
G. Edwards	Dem	Incumbent	100

Douglas Population 132,403			
General Election			
Candidate	Party	Status	Vote Percent
B. Fortner	Rep	Open Seat	50.61
E. Racine	Dem	Open Seat	49.39

Dublin Population 74,322			
Candidate	Party	Status	Vote Percent
C. Fraser	Rep	Incumbent	100

Eastern Population 265,128			
Candidate	Party	Status	Vote Percent
M. Heap	Rep	Incumbent	100

Enotah Population 88,937			
Candidate	Party	Status	Vote Percent
W.J. Langley	Rep	Incumbent	100

Flint			
Population 203,922			
Primary Election			
Candidate	Party	Status	Vote Percent
M. McCord*	Rep	Open Seat	67.40
S. Rivers	Rep	Open Seat	32.60
D. Pattillo	Dem	Open Seat	63.45
H. Veal	Dem	Open Seat	36.55
General Election			
D. Pattillo	Dem	Open Seat	100

Griffin			
Population 215,662			
Primary Election			
Candidate	Party	Status	Vote Percent
B. Coker	Rep	Open Seat	46.78
R. Hayes	Rep	Open Seat	27.97
C. Manning	Rep	Open Seat	25.25

Gwinnett			
Population 805,321			
Candidate	Party	Status	Vote Percent
D. Porter	Rep	Incumbent	100

Houston			
Population 139,900			
Candidate	Party	Status	Vote Percent
G. Hartwig	Rep	Incumbent	100

Lookout Mountain			
Population 175,346			
Candidate	Party	Status	Vote Percent
H. Franklin	Rep	Incumbent	100

Macon			
Population 195,872			
Candidate	Party	Status	Vote Percent
D. Cooke	Dem	Incumbent	100

Middle			
Population 98,936			
Candidate	Party	Status	Vote Percent
H. Altman[†]	Rep	Incumbent	100

* Matthew McCord won the Republican primary and dropped out of the race before the general election.

[†] Michael Dennard filed for the Democratic primary for Middle District Attorney but dropped out of the race before the primary, therefore Hayward Altman ran unopposed in the general election.

Mountain			
Population 85,492			
Primary Election			
Candidate	Party	Status	Vote Percent
G. Christian	Rep	Incumbent	60.11
R. Russell	Rep	Challenger	39.89

Northeastern			
Population 202,014			
Candidate	Party	Status	Vote Percent
L. Darragh	Rep	Incumbent	100

Northern			
Population 110,482			
Primary Election			
Candidate	Party	Status	Vote Percent
R. Campbell	Rep	Challenger	36.33
P. White	Rep	Incumbent	63.67

Ocmulgee			
Population 162,361			
Candidate	Party	Status	Vote Percent
S. Bradley	Rep	Incumbent	100

Oconee			
Population 79,913			
Candidate	Party	Status	Vote Percent
T. Vaughn	Dem	Incumbent	100

Ogeechee			
Population 145,400			
Candidate	Party	Status	Vote Percent
R. Mallard	Rep	Incumbent	100

Pataula			
Population 48,592			
Candidate	Party	Status	Vote Percent
T. Earnest	Dem	Incumbent	100

Paulding			
Population 142,324			
Candidate	Party	Status	Vote Percent
D.R. Donovan	Rep	Incumbent	100

Piedmont			
Population 148,247			
Candidate	Party	Status	Vote Percent
B. Smith	Rep	Incumbent	100

Rockdale			
Population 85,215			
Candidate	Party	Status	Vote Percent
R. Read	Rep	Incumbent	100

Rome			
Population 96,317			
General Election			
Candidate	Party	Status	Vote Percent
L. Patterson	Rep	Incumbent	71.96
W. Salter	Dem	Challenger	28.04

South Georgia			
Population 86,496			
Candidate	Party	Status	Vote Percent
J. Mulholland	Dem	Incumbent	100

Southern			
Population 219,728			
Candidate	Party	Status	Vote Percent
B. Shealy	Rep	Open Seat	100

Southwestern			
Population 89,724			
Candidate	Party	Status	Vote Percent
P. Hardin	Rep	Incumbent	100

Stone Mountain			
Population 691,893			
Primary Election			
Candidate	Party	Status	Vote Percent
S. Boston	Dem	Challenger	62
R. James	Dem	Incumbent	38

Tallapoosa			
Population 70,255			
Candidate	Party	Status	Vote Percent
J. Browning	Rep	Incumbent	100

Tifton			
Population 80,265			
Candidate	Party	Status	Vote Percent
P. Bowden	Rep	Incumbent	100

Toombs			
Population 51,097			
General Election			
Candidate	Party	Status	Vote Percent
D. Davis	Rep	Open Seat	47.53
B. Doupe	Dem	Open Seat	52.47

Towaliga			
Population 68,396			
Primary Election			
Candidate	Party	Status	Vote Percent
J. Adams	Rep	Challenger	52.61
R. Milam	Rep	Incumbent	47.39

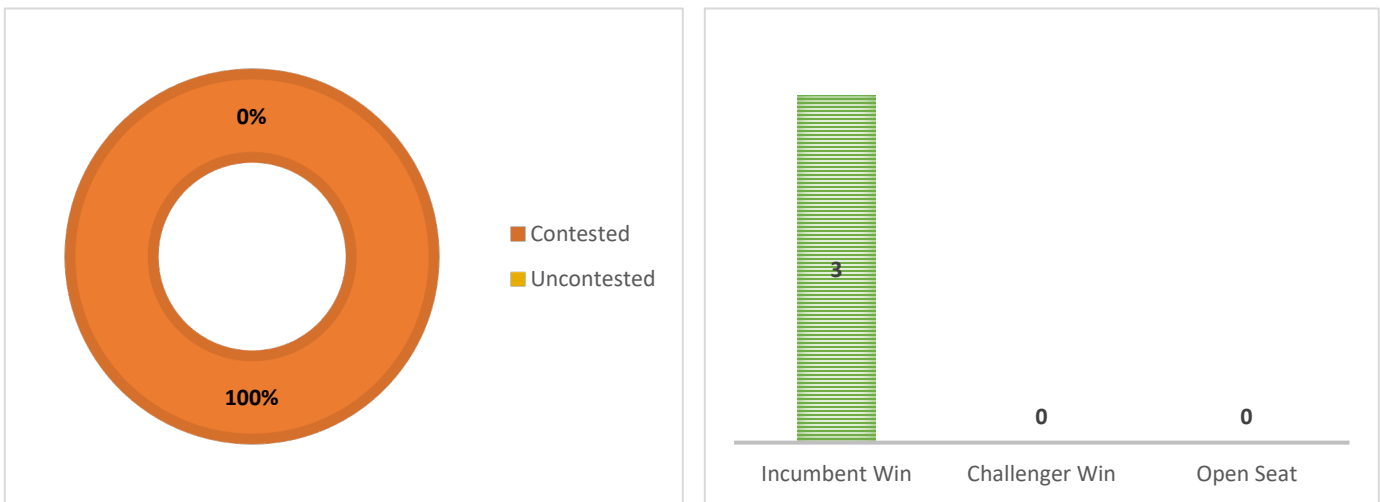
Waycross			
Population 139,104			
Primary Election			
Candidate	Party	Status	Vote Percent
G. Barnhill	Rep	Challenger	55.52
B. Collins	Rep	Incumbent	44.48

Western			
Population 149,522			
Candidate	Party	Status	Vote Percent
K. Mauldin	Dem	Incumbent	100

District	Counties	District	Counties
Alapaha	Atkinson, Berrien, Clinch, Cook, Lanier	Lookout Mountain	Catoosa, Chattooga, Dade, Walker
Alcovy	Newton, Walton	Macon	Bibb, Crawford, Peach
Appalachian	Fannin, Gilmer, Pickens	Middle Mountain	Candler, Emanuel, Jefferson, Toombs, Washington
Atlanta	Fulton	Northeastern	Habersham, Rabun, Stephens
Atlantic	Bryan, Evans, Liberty, Long, McIntosh, Tattnell	Northern	Dawson, Hall
Augusta	Burke, Columbia, Richmond	Ocmulgee	Elbert, Franklin, Hart, Madison, Oglethorpe
Bell-Forsyth	Forsyth	Oconee	Baldwin, Greene, Hancock, Jasper, Jones, Morgan, Putnam, Wilkinson
Blue Ridge	Cherokee	Ogeechee	Bleckley, Dodge, Montgomery, Pulaski, Telfair, Wheeler
Brunswick	Appling, Camden, Glynn, Jeff Davis, Wayne	Pataula	Bulloch, Effingham, Jenkins, Screven
Chattahoochee	Chattahoochee, Harris, Marion, Muscogee, Talbot, Taylor	Paulding	Clay, Early, Miller, Quitman, Randolph, Seminole, Terrell
Cherokee	Bartow, Gordon	Piedmont	Paulding
Clayton	Clayton	Rockdale	Banks, Barrow, Jackson
Cobb	Cobb	Rome	Rockdale
Conasauga	Murray, Whitfield	South Georgia	Floyd
Cordele	Ben Hill, Crisp, Dooly, Wilcox	Southern	Baker, Calhoun, Decatur, Grady, Mitchell
Coweta	Carroll, Coweta, Heard, Meriwether, Troup	Southwestern	Brooks, Colquitt, Echols, Lowndes, Thomas
Dougherty	Dougherty	Stone Mountain	Lee, Macon, Schley, Stewart, Sumter, Webster
Douglas	Douglas	Tallapoosa	DeKalb
Dublin	Johnson, Lauren, Treutlen, Twiggs	Tifton	Haralson, Polk
Eastern	Chatham	Toombs	Irwin, Tift, Turner, Worth
Enotah	Lumpkin, Towns, Union, White	Towaliga	Glascock, Lincoln, McDuffie, Taliaferro, Warren, Wilkes
Flint	Henry	Waycross	Butts, Lamar, Monroe
Griffin	Fayette, Pike, Spalding, Upson	Western	Bacon, Brantley, Charlton, Coffee, Pierce, Ware
Gwinnett	Gwinnett		Clarke, Oconee
Houston	Houston		

Hawaii

Hawaii leaves the decision whether to elect local district attorneys to the counties, as well as the decision whether to have partisan or nonpartisan elections. Of the state's four prosecuting attorneys, three are elected. In Maui County the Mayor appoints the prosecuting attorney, who is confirmed by the County Council. Kalawao County, which has a population of less than 100 people, does not have a local prosecutor. Elected prosecuting attorneys serve four year terms. Counties adopt their own rules about timing and uncontested elections. The data in this report comes from the 2016 election.



District Overview

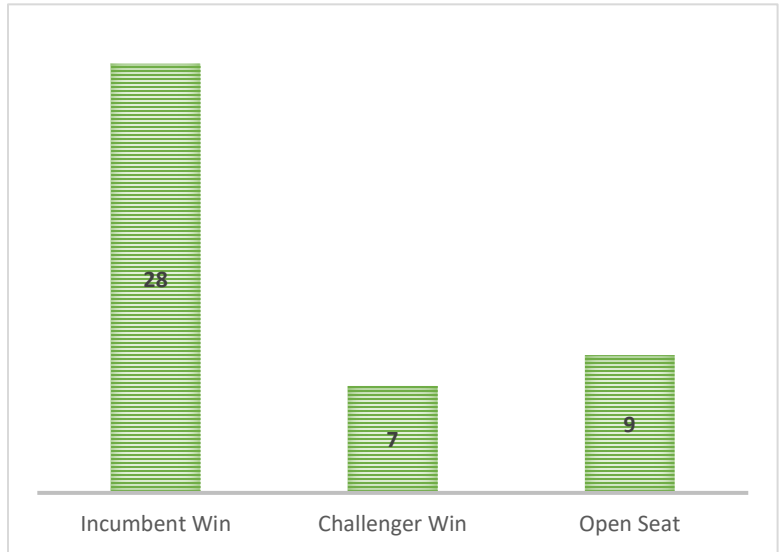
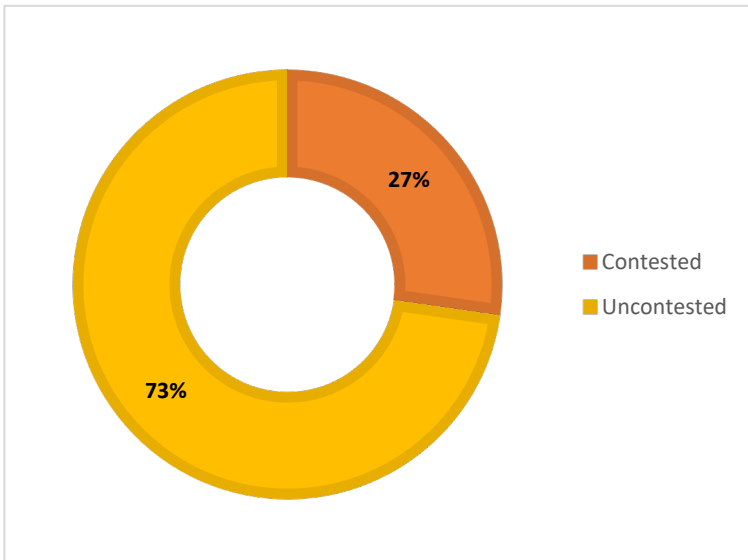
Hawaii			
Population 185,079			
Primary Election			
Candidate	Party	Status	Vote Percent
M. Kagami	NP	Challenger	27
M. Roth	NP	Incumbent	59.5

Honolulu			
Population 953,207			
General Election			
Candidate	Party	Status	Vote Percent
K. Kaneshiro	NP	Incumbent	69
A. Yaqoob	NP	Challenger	18

Kauai			
Population 67,091			
General Election			
Candidate	Party	Status	Vote Percent
L. Arin	NP	Challenger	41.5
J. Kollar	NP	Incumbent	45.3

Idaho

Idaho elects 44 prosecuting attorneys in partisan elections. The prosecuting attorneys serve four year terms, and they preside over a single county. The data in this report comes from the 2016 election. In the 2016 election, two counties—Camas County and Clark County—did not have a single candidate run for prosecuting attorney.



District Overview

Ada			
Population 392,365			
Candidate	Party	Status	Vote Percent
J. Bennetts	Rep	Incumbent	100

Adams			
Population 3,976			
Primary Election			
Candidate	Party	Status	Vote Percent
M. Faulks	Rep	Incumbent	38.6
S. Smith	Rep	Challenger	61.4

Bannock			
Population 82,839			
Candidate	Party	Status	Vote Percent
S. Herzog	Dem	Incumbent	100

Bear Lake			
Population 5,986			
Primary Election			
Candidate	Party	Status	Vote Percent
J. Hayes	Rep	Challenger	29.3
J. Olson	Rep	Challenger	37.3
S. Wuthrich	Rep	Incumbent	33.4

Benewah			
Population 9,285			
Candidate	Party	Status	Vote Percent
B. Thie	Rep	Open Seat	100

Bingham			
Population 45,607			
Candidate	Party	Status	Vote Percent
C. Colson	Rep	Incumbent	100

Blaine			
Population 21,376			
Candidate	Party	Status	Vote Percent
J. Thomas	Dem	Incumbent	100

Boise			
Population 7,028			
Primary Election			
Candidate	Party	Status	Vote Percent
J. Maloney	Rep	Incumbent	33.1
R. Pittman	Rep	Challenger	60.2
A. Tribble	Rep	Challenger	6.7

Bonner			
Population 40,877			
Candidate	Party	Status	Vote Percent
L. Marshall	Rep	Incumbent	100

Bonneville			
Population 104,234			
Candidate	Party	Status	Vote Percent
D. Clark	Rep	Incumbent	100

Boundary			
Population 10,972			
Candidate	Party	Status	Vote Percent
J. Douglas	Rep	Incumbent	100

Butte			
Population 2,891			
Candidate	Party	Status	Vote Percent
S. Stephens	Rep	Incumbent	100

Camas*			
Population 1,117			
Candidate	Party	Status	Vote Percent
N/A	N/A	N/A	N/A

Canyon			
Population 188,923			
Candidate	Party	Status	Vote Percent
B. Taylor	Rep	Incumbent	100

Caribou			
Population 6,963			
Candidate	Party	Status	Vote Percent
S. Wood	Rep	Incumbent	100

Cassia			
Population 22,952			
Candidate	Party	Status	Vote Percent
D. Abenroth	Rep	Incumbent	100

Clark†			
Population 982			
Candidate	Party	Status	Vote Percent
N/A	N/A	N/A	N/A

Clearwater			
Population 8,761			
Candidate	Party	Status	Vote Percent
E. Tyler	Rep	Incumbent	100

Custer			
Population 4,368			
Candidate	Party	Status	Vote Percent
L. O'Brien	Rep	Open Seat	100

* No candidates ran for the position of Prosecuting Attorney in Camas County. As a result, a prosecutor was appointed to the position.

† No candidates ran for the position of Prosecuting Attorney in Clark County. As a result, a prosecutor was appointed to the position.

Elmore			
Population 27,038			
Primary Election			
Candidate	Party	Status	Vote Percent
M. Crawford	Dem	Challenger	42.4
K. Schindele	Dem	Incumbent	57.6
General Election			
D. Page	Rep	Challenger	70.2
K. Schindele	Dem	Incumbent	29.8

Franklin			
Population 12,786			
Candidate	Party	Status	Vote Percent
V. Pearson	Rep	Incumbent	100

Fremont			
Population 13,242			
Primary Election			
Candidate	Party	Status	Vote Percent
K. Lewies	Rep	Incumbent	45.1
M. Murdoch	Rep	Challenger	54.9

Gem			
Population 16,719			
Candidate	Party	Status	Vote Percent
E. Thomson	Rep	Open Seat	100

Gooding			
Population 15,464			
Primary Election			
Candidate	Party	Status	Vote Percent
B. Ash	Rep	Challenger	14.7
M. Pember	Rep	Challenger	48.7
L. Shull	Rep	Incumbent	36.7

Idaho			
Population 16,267			
Candidate	Party	Status	Vote Percent
K. MacGregor	Rep	Incumbent	100

Jefferson			
Population 26,140			
Primary Election			
Candidate	Party	Status	Vote Percent
D. Brown	Rep	Open Seat	30
P. Butikofer	Rep	Open Seat	31.1
S. Dalling	Rep	Open Seat	11.8
A. Graham	Rep	Open Seat	25.9
C. Schmidt	Rep	Open Seat	1.6

Jerome Population 22,374			
Candidate	Party	Status	Vote Percent
M. Seib	Rep	Open Seat	100

Kootenai Population 138,494			
Candidate	Party	Status	Vote Percent
B. McHugh	Rep	Incumbent	100

Latah Population 37,244			
Candidate	Party	Status	Vote Percent
W. Thompson	Dem	Incumbent	100

Lemhi Population 7,936			
Candidate	Party	Status	Vote Percent
P. Withers	Rep	Incumbent	100

Lewis Population 3,821			
Candidate	Party	Status	Vote Percent
Z. Pall	Ind	Incumbent	100

Lincoln Population 5,208			
Candidate	Party	Status	Vote Percent
E. Paul	Rep	Incumbent	100

Madison Population 37,536			
Candidate	Party	Status	Vote Percent
S. Brown	Rep	Incumbent	100

Minidoka Population 20,069			
Candidate	Party	Status	Vote Percent
L. Stevenson	Rep	Incumbent	100

Nez Perce Population 39,265			
Candidate	Party	Status	Vote Percent
J. Coleman	Dem	Open Seat	100

Oneida			
Population 4,286			
Candidate	Party	Status	Vote Percent
C. Brower	Rep	Incumbent	100

Owyhee			
Population 11,526			
Primary Election			
Candidate	Party	Status	Vote Percent
D. Emery	Rep	Incumbent	53.4
E. Yarbrough	Rep	Challenger	46.6

Payette			
Population 22,623			
Candidate	Party	Status	Vote Percent
A. Kelso	Rep	Incumbent	100

Power			
Population 7,817			
Primary Election			
Candidate	Party	Status	Vote Percent
A. Luca	Rep	Challenger	32.4
R. Peterson	Rep	Incumbent	67.6

Shoshone			
Population 12,765			
General Election			
Candidate	Party	Status	Vote Percent
J. McMillan	Rep	Challenger	42.7
K. Oxendine Stutzke	Dem	Incumbent	57.3

Teton			
Population 10,170			
General Election			
Candidate	Party	Status	Vote Percent
B. Siddoway	Rep	Challenger	56.2
K. Spitzer	Dem	Incumbent	43.8

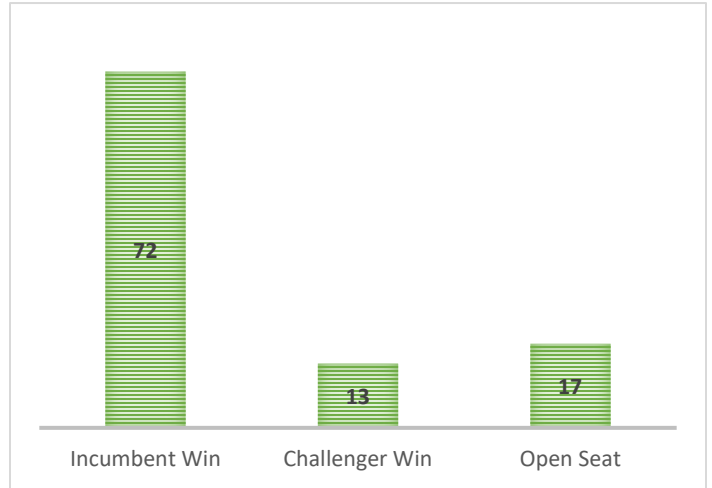
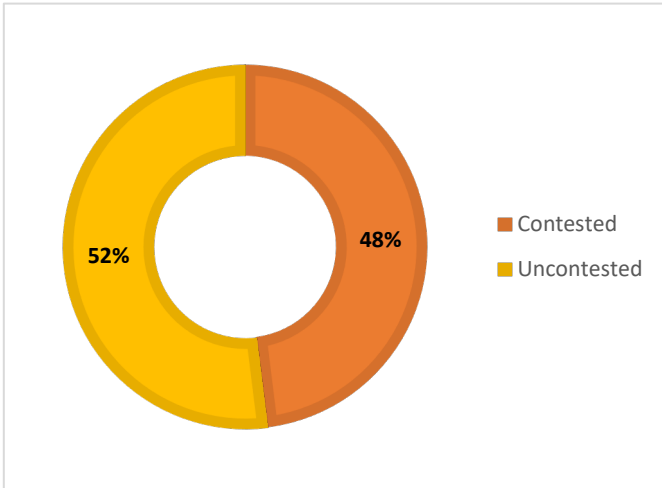
Twin Falls			
Population 77,230			
Primary Election			
Candidate	Party	Status	Vote Percent
M. Guerry	Rep	Challenger	30.4
G. Loebbs	Rep	Incumbent	69.9

Valley			
Population 9,862			
Candidate	Party	Status	Vote Percent
C. Brockmann	Rep	Open Seat	100

Washington			
Population 10,198			
Candidate	Party	Status	Vote Percent
D. Walker	Rep	Incumbent	100

Illinois

Illinois elects 102 state’s attorneys in partisan elections. The state’s attorneys serve four year terms, and they preside over a single county. Illinois does not require unopposed candidates to appear on the ballot in the primary election. The data in this report comes from the 2016 election.



District Overview

Adams			
Population 67,103			
Primary Election			
Candidate	Party	Status	Vote Percent
J. Cifaldi	Rep	Open Seat	36.67
G. Farha	Rep	Open Seat	63.33

Alexander			
Population 8,238			
Primary Election			
Candidate	Party	Status	Vote Percent
Z. Gowin	Dem	Incumbent	58.25
J. McCain	Dem	Challenger	41.75

Bond			
Population 17,768			
Candidate	Party	Status	Vote Percent
C. Bauer	Dem	Incumbent	100

Boone			
Population 54,165			
Primary Election			
Candidate	Party	Status	Vote Percent
M. Courier	Rep	Incumbent	47.05
T. Smith	Rep	Challenger	52.95

Brown			
Population 6,937			
Candidate	Party	Status	Vote Percent
M. Vincent	Rep	Incumbent	100

Bureau			
Population 34,978			
Candidate	Party	Status	Vote Percent
G. Caffarini	Dem	Incumbent	100

Calhoun			
Population 5,089			
Candidate	Party	Status	Vote Percent
R. Ringhausen	Dem	Incumbent	100

Carroll			
Population 15,387			
Candidate	Party	Status	Vote Percent
S. Brinkmeier	Rep	Incumbent	100

Cass			
Population 13,642			
Candidate	Party	Status	Vote Percent
M. Mays	Dem	Incumbent	100

Champaign			
Population 201,081			
General Election			
Candidate	Party	Status	Vote Percent
J. Rietz	Dem	Incumbent	57.38
G. Vargas	Rep	Challenger	42.62

Christian			
Population 34,800			
General Election			
Candidate	Party	Status	Vote Percent
M. Havera	Dem	Incumbent	58.73
D. Riley	Rep	Challenger	41.27

Clark			
Population 16,335			
Candidate	Party	Status	Vote Percent
K. Hutson	Rep	Open Seat	100

Clay			
Population 13,815			
General Election			
Candidate	Party	Status	Vote Percent
J. Powless	Rep	Open Seat	59.03
M. Pearce	Dem	Open Seat	40.97

Clinton			
Population 37,762			
General Election			
Candidate	Party	Status	Vote Percent
J. Hudspeth	Rep	Incumbent	60.25
J. Pulver-Lewis	Dem	Challenger	36.28

Coles			
Population 53,873			
Candidate	Party	Status	Vote Percent
B. Bower	Rep	Incumbent	100

Cook			
Population 5,194,675			
Primary Election			
Candidate	Party	Status	Vote Percent
A. Alvarez	Dem	Incumbent	28.68
K. Foxx	Dem	Challenger	58.31
D. More	Dem	Challenger	13.01
General Election			
K. Foxx	Dem	Challenger	72.06
C. Pfannkuche	Rep	Challenger	27.94

Crawford			
Population 19,817			
Candidate	Party	Status	Vote Percent
M. Hartrich	Rep	Incumbent	100

Cumberland			
Population 11,048			
Primary Election			
Candidate	Party	Status	Vote Percent
J. Danley	Rep	Open Seat	27.47
B. Robbins	Rep	Open Seat	45.4
B. Schaefer	Rep	Open Seat	27.11
General Election			
T. Reardon	Dem	Open Seat	25.04
B. Robbins	Rep	Open Seat	74.96

DeKalb			
Population 1,051,160			
Primary Election			
Candidate	Party	Status	Vote Percent
R. Amato	Rep	Challenger	24.85
C. Rea	Rep	Challenger	14.26
C. Campbell	Rep	Challenger	17.7
General Election			
R. Schmack	Dem	Incumbent	41.11
R. Amato	Rep	Challenger	58.89

DeWitt			
Population 16,561			
Candidate	Party	Status	Vote Percent
D. Markwell	Rep	Incumbent	100

Douglas			
Population 19,980			
General Election			
Candidate	Party	Status	Vote Percent
B. Hitchings	Dem	Open Seat	32.61
K. Watson	Rep	Open Seat	67.39

DuPage			
Population 916,924			
Candidate	Party	Status	Vote Percent
R. Berlin	Rep	Incumbent	100

Edgar			
Population 18,576			
Candidate	Party	Status	Vote Percent
M. Isaf	Rep	Incumbent	100

Edwards			
Population 6,721			
Candidate	Party	Status	Vote Percent
E. St. Ledger	Rep	Open Seat	100

Effingham			
Population 34,242			
General Election			
Candidate	Party	Status	Vote Percent
B. Kibler	Rep	Incumbent	73.09
L. Thompson	Dem	Challenger	26.91

Fayette			
Population 22,140			
General Election			
Candidate	Party	Status	Vote Percent
S. Friedel	Dem	Challenger	47.39
J. Morrison	Rep	Incumbent	52.61

Ford			
Population 14,081			
Primary Election			
Candidate	Party	Status	Vote Percent
L. Cagle	Rep	Open Seat	25.25
A. Killian	Rep	Open Seat	74.75

Franklin			
Population 39,561			
Primary Election			
Candidate	Party	Status	Vote Percent
J. Drew	Dem	Challenger	38.84
E. Owens	Dem	Incumbent	61.16

Fulton			
Population 37,069			
Candidate	Party	Status	Vote Percent
J. Clark	Dem	Incumbent	100

Gallatin			
Population 5,589			
Primary Election			
Candidate	Party	Status	Vote Percent
D. Dyhrkopp	Dem	Challenger	60.7
A. Roe	Dem	Incumbent	39.3

Greene			
Population 13,886			
Candidate	Party	Status	Vote Percent
C. Briscoe	Rep	Incumbent	100

Grundy			
Population 50,063			
Primary Election			
Candidate	Party	Status	Vote Percent
B. Shupe	Dem	Challenger	55.3
E. Johnson	Dem	Challenger	44.7
General Election			
J. Helland	Rep	Incumbent	56.91
B. Shupe	Dem	Challenger	43.09

Hamilton			
Population 8,457			
Candidate	Party	Status	Vote Percent
J. Hood	Dem	Incumbent	100

Hancock			
Population 19,104			
Candidate	Party	Status	Vote Percent
J. Pohren	Rep	Incumbent	100

Hardin			
Population 4,320			
General Election			
Candidate	Party	Status	Vote Percent
D. Cockrum	Dem	Challenger	54.85
T. Wallace	Rep	Incumbent	45.15

Henderson			
Population 7,331			
Candidate	Party	Status	Vote Percent
S. McClintock	Rep	Incumbent	100

Henry			
Population 50,486			
Primary Election			
Candidate	Party	Status	Vote Percent
B. Kerr	Rep	Incumbent	40.31
M. Schutte	Rep	Challenger	59.69

Iroquois			
Population 29,178			
Candidate	Party	Status	Vote Percent
J. Devine	Rep	Incumbent	100

Jackson			
Population 60,218			
Candidate	Party	Status	Vote Percent
M. Carr	Dem	Incumbent	100

Jasper Population 9,698			
General Election			
Candidate	Party	Status	Vote Percent
C. Miller	Rep	Incumbent	72.67
D. Hartigan	Dem	Challenger	23.33

Jefferson* Population 38,827			
Candidate	Party	Status	Vote Percent
S. Featherstun	Dem	Challenger	100

Jersey Population 22,985			
Candidate	Party	Status	Vote Percent
M. Goetten	Dem	Incumbent	100

Jo Daviess Population 22,678			
General Election			
Candidate	Party	Status	Vote Percent
J. Hay	Rep	Incumbent	67.37
R. Leinen	Dem	Challenger	32.63

Johnson Population 12,582			
General Election			
Candidate	Party	Status	Vote Percent
T. Cain	Rep	Incumbent	60.26
A. Wilson	Dem	Challenger	39.74

Kane Population 515,269			
Candidate	Party	Status	Vote Percent
J. McMahon	Rep	Incumbent	100

* Incumbent Doug Hoffman ran unopposed in the Republican primary and dropped out of the race before the general, leaving Sean Featherstun the only candidate on the general ballot.

Kankakee			
Population 113,449			
Primary Election			
Candidate	Party	Status	Vote Percent
E. Glazar	Rep	Open Seat	54.05
E. Capriotti	Rep	Open Seat	45.94
General Election			
J. Rowe	Dem	Open Seat	53.34
E. Glazar	Rep	Open Seat	46.66

Kendall			
Population 114,736			
Candidate	Party	Status	Vote Percent
E. Weis	Rep	Incumbent	100

Knox			
Population 52,919			
Primary Election			
Candidate	Party	Status	Vote Percent
J. Karlin	Dem	Challenger	49.57
J. Pepmeyer	Dem	Incumbent	50.43

Lake			
Population 703,462			
Primary Election			
Candidate	Party	Status	Vote Percent
M. Stanton	Dem	Challenger	52.25
M. Perillo	Dem	Challenger	47.74
General Election			
M. Stanton	Dem	Challenger	47.52
M. Nerheim	Rep	Incumbent	52.48

LaSalle			
Population 113,924			
Primary Election			
Candidate	Party	Status	Vote Percent
K. Donnelly	Rep	Challenger	70.91
B. Roliardi	Rep	Challenger	29.08
General Election			
K. Donnelly	Rep	Challenger	54.36
B. Towne	Dem	Incumbent	45.64

Lawrence			
Population 16,833			
Primary Election			
Candidate	Party	Status	Vote Percent
C. Quick	Rep	Incumbent	34.35
M. Strange	Rep	Challenger	65.65

Lee			
Population 36,031			
Primary Election			
Candidate	Party	Status	Vote Percent
M. Klahn	Rep	Open Seat	60.48
W. Brozovich	Rep	Open Seat	15.44
M. Downey	Rep	Open Seat	24.09

Livingston			
Population 38,950			
Primary Election			
Candidate	Party	Status	Vote Percent
S. Uphoff	Rep	Incumbent	39.45
R. Yedinak	Rep	Challenger	60.55

Logan			
Population 30,305			
Candidate	Party	Status	Vote Percent
J. Wright	Rep	Incumbent	100

Macon			
Population 110,768			
General Election			
Candidate	Party	Status	Vote Percent
D. Hassinger	Rep	Challenger	48.89
J. Scott	Dem	Incumbent	51.11

Macoupin			
Population 47,765			
Candidate	Party	Status	Vote Percent
J. Watson	Dem	Incumbent	100

Madison			
Population 269,282			
General Election			
Candidate	Party	Status	Vote Percent
T. Gibbons	Dem	Incumbent	53.61
R. Williams	Rep	Challenger	46.39

Marion			
Population 39,437			
Primary Election			
Candidate	Party	Status	Vote Percent
T. Hudspeth	Rep	Open Seat	49.59
B. Milner	Rep	Open Seat	50.41
General Election			
S. Corum	Dem	Open Seat	42.31
B. Milner	Rep	Open Seat	57.69

Marshall			
Population 12,640			
Candidate	Party	Status	Vote Percent
P. Bauer	Rep	Incumbent	100

Mason			
Population 14,666			
Candidate	Party	Status	Vote Percent
R. Thomson	Dem	Incumbent	100

Massac			
Population 15,429			
Candidate	Party	Status	Vote Percent
P. Windhorst	Rep	Incumbent	100

McDonough			
Population 32,612			
Candidate	Party	Status	Vote Percent
M. Kwacala	Rep	Open Seat	100

McHenry			
Population 308,760			
Primary Election			
Candidate	Party	Status	Vote Percent
P. Kenneally	Rep	Open Seat	65.87
D. Regna	Rep	Open Seat	34.13
General Election			
P. Kenneally	Rep	Open Seat	63.31
R. Flavin	Dem	Open Seat	36.69

McLean			
Population 169,572			
Candidate	Party	Status	Vote Percent
J. Chambers	Rep	Incumbent	100

Menard			
Population 12,705			
Candidate	Party	Status	Vote Percent
K. Tippy	Rep	Incumbent	100

Mercer			
Population 16,434			
Primary Election			
Candidate	Party	Status	Vote Percent
M. Lee	Dem	Challenger	69.45
M. Wassell	Dem	Incumbent	30.55

Monroe			
Population 32,957			
Primary Election			
Candidate	Party	Status	Vote Percent
H. Dabler	Dem	Open Seat	53.69
D. Field	Dem	Open Seat	46.31
C. Hitzemann	Rep	Open Seat	51.89
M. Hanna	Rep	Open Seat	48.11
General Election			
C. Hitzemann	Rep	Open Seat	68.06
H. Dabler	Dem	Open Seat	31.94

Montgomery			
Population 30,104			
General Election			
Candidate	Party	Status	Vote Percent
E. Hyam	Rep	Challenger	49.47
C. Matoush	Dem	Incumbent	50.53

Morgan			
Population 35,547			
General Election			
Candidate	Party	Status	Vote Percent
G. Holl	Rep	Incumbent	59.2
T. Manker	Dem	Challenger	40.8

Moultrie			
Population 14,846			
General Election			
Candidate	Party	Status	Vote Percent
M. Hanson	Dem	Challenger	33.18
J. Richey	Rep	Incumbent	66.82

Ogle			
Population 53,497			
Candidate	Party	Status	Vote Percent
E. Morrow	Rep	Incumbent	100

Peoria			
Population 186,494			
Candidate	Party	Status	Vote Percent
J. Brady	Dem	Incumbent	100

Perry			
Population 22,350			
General Election			
Candidate	Party	Status	Vote Percent
M. Benson	Dem	Open Seat	21.17
D. Searby	Rep	Open Seat	78.83

Piatt			
Population 16,729			
Candidate	Party	Status	Vote Percent
D. Rhoades	Rep	Incumbent	100

Pike			
Population 16,430			
General Election			
Candidate	Party	Status	Vote Percent
Z. Boren	Rep	Incumbent	62.98
T. Whitaker	Dem	Challenger	37.02

Pope			
Population 4,470			
Candidate	Party	Status	Vote Percent
M. Presser	Dem	Incumbent	100

Pulaski			
Population 6,161			
Primary Election			
Candidate	Party	Status	Vote Percent
D. Douglas	Dem	Challenger	45.39
D. McCann	Dem	Challenger	57.61
General Election			
D. McCann	Dem	Challenger	43.83
J. Flummer	Rep	Incumbent	56.17

Putnam			
Population 6,006			
General Election			
Candidate	Party	Status	Vote Percent
C. Mennie	Rep	Incumbent	65.87
B. Popurella	Dem	Challenger	34.13

Randolph			
Population 33,476			
Candidate	Party	Status	Vote Percent
J. Walker	Dem	Incumbent	100

Richland			
Population 16,233			
Candidate	Party	Status	Vote Percent
C. Vaughn	Rep	Open Seat	100

Rock Island			
Population 147,546			
General Election			
Candidate	Party	Status	Vote Percent
G. Campbell	Rep	Challenger	39.96
J. McGehee	Dem	Incumbent	60.04

Saline			
Population 24,913			
General Election			
Candidate	Party	Status	Vote Percent
M. Dearing	Rep	Challenger	46.22
M. Henshaw	Dem	Incumbent	53.78

Sangamon			
Population 197,465			
Candidate	Party	Status	Vote Percent
J. Milhiser	Rep	Incumbent	100

Schuyler			
Population 7,544			
Candidate	Party	Status	Vote Percent
R. Escapa	Dem	Incumbent	100

Scott			
Population 5,355			
Candidate	Party	Status	Vote Percent
M. Hill	Rep	Incumbent	100

Shelby			
Population 22,363			
Candidate	Party	Status	Vote Percent
G. Vonderheide	Dem	Incumbent	100

St. Clair			
Population 270,056			
Candidate	Party	Status	Vote Percent
B. Kelly	Dem	Incumbent	100

Stark			
Population 5,994			
Candidate	Party	Status	Vote Percent
J. Owens	Dem	Incumbent	100

Stephenson			
Population 47,711			
Primary Election			
Candidate	Party	Status	Vote Percent
A. Coon	Rep	Challenger	39.07
C. Larson	Rep	Incumbent	60.93

Tazewall			
Population 135,394			
Candidate	Party	Status	Vote Percent
S. Umholtz	Rep	Incumbent	100

Union			
Population 17,808			
Candidate	Party	Status	Vote Percent
T. Edmonds	Dem	Incumbent	100

Vermilion			
Population 81,625			
Primary Election			
Candidate	Party	Status	Vote Percent
J. Lacy	Rep	Open Seat	69.25
C. Mockbee	Rep	Open Seat	30.75

Wabash			
Population 11,947			
Candidate	Party	Status	Vote Percent
C. Goldman	Dem	Incumbent	100

Warren			
Population 17,707			
Candidate	Party	Status	Vote Percent
A. Doyle	Rep	Open Seat	100

Washington			
Population 14,716			
Primary Election			
Candidate	Party	Status	Vote Percent
H. Hooks	Rep	Incumbent	47.36
D. Bronke	Rep	Challenger	52.64
General Election			
C. Korando	Dem	Challenger	23.2
D. Bronke	Rep	Challenger	76.8

Wayne			
Population 16,760			
Primary Election			
Candidate	Party	Status	Vote Percent
D. Williams	Rep	Incumbent	38.5
K. Kakac	Rep	Challenger	61.5

White			
Population 14,665			
Candidate	Party	Status	Vote Percent
D. Aud	Rep	Incumbent	100

Whiteside			
Population 58,498			
Candidate	Party	Status	Vote Percent
T. Joyce	Dem	Incumbent	100

Will			
Population 677,560			
Candidate	Party	Status	Vote Percent
J. Glasgow	Dem	Incumbent	100

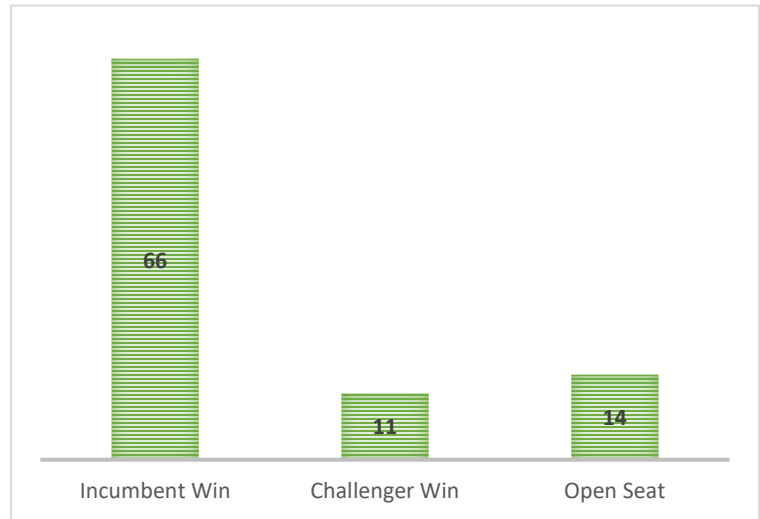
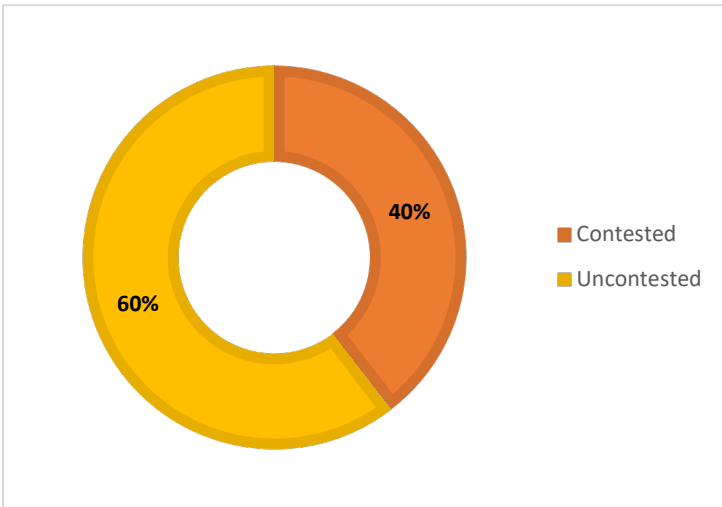
Williamson			
Population 66,357			
Primary Election			
Candidate	Party	Status	Vote Percent
D. Kay	Dem	Challenger	29.05
B. Zanotti	Dem	Incumbent	70.94
General Election			
B. Zanotti	Dem	Incumbent	63.84
D. Verity	Rep	Challenger	36.16

Winnebago			
Population 295,266			
Candidate	Party	Status	Vote Percent
J. Bruscato	Dem	Incumbent	100

Woodford			
Population 38,664			
Candidate	Party	Status	Vote Percent
G. Minger	Rep	Incumbent	100

Indiana

Indiana elects 91 prosecuting attorneys in partisan elections. The prosecuting attorneys serve four year terms, and all but one preside over a single county. Indiana permits, but does not appear to require, unopposed candidates to appear on the ballot in the primary election. The data in this report comes from the 2014 election.



District Overview

District 1			
Population 179,703			
Candidate	Party	Status	Vote Percent
N. Hermann	Rep	Incumbent	100

District 2			
Population 59,689			
Primary Election			
Candidate	Party	Status	Vote Percent
J. Krantz	Rep	Incumbent	39.2
M. Perry	Rep	Challenger	60.8

District 3			
Population 39,364			
General Election			
Candidate	Party	Status	Vote Percent
R. Armstrong	Dem	Challenger	63.4
J. Schalk	Rep	Incumbent	36.6

District 4			
Population 110,232			
General Election			
Candidate	Party	Status	Vote Percent
R. Bottorff	Dem	Open Seat	41.4
J. Mull	Rep	Open Seat	58.6

District 5			
Population 32,428			
Candidate	Party	Status	Vote Percent
C. Lewis	Dem	Incumbent	100

District 6			
Population 24,181			
Candidate	Party	Status	Vote Percent
J. Mount	Dem	Incumbent	100

District 7			
Population 56,175			
Candidate	Party	Status	Vote Percent
A. Negangard	Rep	Incumbent	100

District 8			
Population 139,654			
Candidate	Party	Status	Vote Percent
B. Cooper	Rep	Incumbent	100

District 9			
Population 76,794			
Candidate	Party	Status	Vote Percent
W. Nash	Rep	Incumbent	100

District 10			
Population 137,974			
General Election			
Candidate	Party	Status	Vote Percent
C. Gaal	Dem	Challenger	58
J. Moore	Rep	Incumbent	42

District 11			
Population 25,910			
Candidate	Party	Status	Vote Percent
T. Clowers	Rep	Incumbent	100

District 12			
Population 38,440			
Primary Election			
Candidate	Party	Status	Vote Percent
J. Carnahan	Rep	Open Seat	51.2
R. Johanningsmeier	Rep	Open Seat	48.8
General Election			
J. Carnahan	Rep	Open Seat	66.8
H. Johnston	Dem	Open Seat	33.2

District 13			
Population 26,890			
Primary Election			
Candidate	Party	Status	Vote Percent
R. Pell	Rep	Challenger	55.3
B. Reberger	Rep	Incumbent	44.7

District 14			
Population 21,475			
General Election			
Candidate	Party	Status	Vote Percent
J. Johnson	Rep	Open Seat	47.3
J. Springer	Dem	Open Seat	52.7

District 15			
Population 68,894			
Candidate	Party	Status	Vote Percent
S. Sonnega	Rep	Incumbent	100

District 16			
Population 44,436			
Primary Election			
Candidate	Party	Status	Vote Percent
B. Haacker	Rep	Open Seat	29.2
J. Landwerlen	Rep	Open Seat	70.8

District 17			
Population 68,917			
Candidate	Party	Status	Vote Percent
M. Shipman	Rep	Incumbent	100

District 18			
Population 70,002			
Primary Election			
Candidate	Party	Status	Vote Percent
B. Eaton	Rep	Challenger	57.8
M. Griffin	Rep	Incumbent	42.2

District 19			
Population 903,393			
General Election			
Candidate	Party	Status	Vote Percent
T. Curry	Dem	Incumbent	61.1
D. Merchant	Rep	Challenger	38.9

District 20			
Population 56,640			
Candidate	Party	Status	Vote Percent
T. Meyer	Rep	Incumbent	100

District 21			
Population 8,508			
Candidate	Party	Status	Vote Percent
J. Larson	Rep	Incumbent	100

District 22			
Population 38,124			
Candidate	Party	Status	Vote Percent
J. Buser	Rep	Incumbent	100

District 23			
Population 172,780			
Candidate	Party	Status	Vote Percent
P. Harrington	Rep	Incumbent	100

District 24			
Population 274,569			
Candidate	Party	Status	Vote Percent
D. Buckingham	Rep	Incumbent	100

District 25			
Population 26,171			
Candidate	Party	Status	Vote Percent
D. Daly	Rep	Incumbent	100

District 26			
Population 34,387			
General Election			
Candidate	Party	Status	Vote Percent
C. Harvey	Dem	Incumbent	36.4
J. Brown	Rep	Challenger	63.6

District 27			
Population 32,888			
Candidate	Party	Status	Vote Percent
W. Hartley	Rep	Incumbent	100

District 28			
Population 27,636			
Candidate	Party	Status	Vote Percent
A. Carnall	Dem	Open Seat	100

District 29			
Population 38,966			
General Election			
Candidate	Party	Status	Vote Percent
M. Leeman	Dem	Open Seat	6.1
L. Swaim	Rep	Open Seat	93.9

District 30			
Population 33,478			
Candidate	Party	Status	Vote Percent
C. Haskell	Rep	Incumbent	100

District 31			
Population 496,005			
Candidate	Party	Status	Vote Percent
B. Carter	Dem	Incumbent	100

District 32			
Population 111,467			
Primary Election			
Candidate	Party	Status	Vote Percent
J. Espar	Dem	Open Seat	70.5
B. Szilagyi	Dem	Open Seat	29.5

District 33			
Population 47,536			
Primary Election			
Candidate	Party	Status	Vote Percent
E. Blackman	Rep	Challenger	54.8
S. Clouse	Rep	Incumbent	45.2

District 34			
Population 197,559			
Candidate	Party	Status	Vote Percent
C. Hill	Rep	Incumbent	100

District 35			
Population 37,128			
Primary Election			
Candidate	Party	Status	Vote Percent
T. Cain	Rep	Challenger	55.6
J. Wible	Rep	Incumbent	44.4
General Election			
G. Kenner	Ind	Challenger	52.5
T. Cain	Rep	Challenger	47.5

District 36			
Population 15,936			
Candidate	Party	Status	Vote Percent
J. Rich	Rep	Incumbent	100

District 37			
Population 23,087			
Candidate	Party	Status	Vote Percent
M. Wilhelm	Dem	Incumbent	100

District 38			
Population 355,329			
Primary Election			
Candidate	Party	Status	Vote Percent
J. Loomis	Rep	Challenger	33.9
K. Richards	Rep	Incumbent	66.1

District 39			
Population 24,643			
Candidate	Party	Status	Vote Percent
R. Guy	Rep	Incumbent	100

District 40			
Population 42,376			
Candidate	Party	Status	Vote Percent
A. Travis	Rep	Incumbent	100

District 41			
Population 20,836			
Candidate	Party	Status	Vote Percent
R. Brown	Rep	Incumbent	100

District 42			
Population 28,262			
Candidate	Party	Status	Vote Percent
D. Houchin	Rep	Incumbent	100

District 43			
Population 107,848			
Candidate	Party	Status	Vote Percent
T. Modesitt	Rep	Incumbent	100

District 44			
Population 23,363			
General Election			
Candidate	Party	Status	Vote Percent
N. Bourff	Dem	Incumbent	54.92
T. Lemon	Rep	Challenger	45.07

District 45			
Population 33,224			
Candidate	Party	Status	Vote Percent
A. Sommer	Rep	Incumbent	100

District 46			
Population 117,671			
Candidate	Party	Status	Vote Percent
J. Arnold	Rep	Incumbent	100

District 47			
Population 16,212			
Candidate	Party	Status	Vote Percent
B. Aukerman	Dem	Incumbent	100

District 48			
Population 70,061			
General Election			
Candidate	Party	Status	Vote Percent
J. Luttrull	Rep	Incumbent	68.7
D. Payne	Dem	Challenger	31.3

District 49			
Population 31,648			
Candidate	Party	Status	Vote Percent
D. Murrie	Rep	Incumbent	100

District 50			
Population 131,636			
Candidate	Party	Status	Vote Percent
R. Cummings	Rep	Incumbent	100

District 51			
Population 36,903			
Candidate	Party	Status	Vote Percent
B. Embrey	Rep	Incumbent	100

District 52			
Population 74,578			
Candidate	Party	Status	Vote Percent
K. Henderson	Rep	Incumbent	100

District 53			
Population 49,462			
Primary Election			
Candidate	Party	Status	Vote Percent
J. Bergacs	Rep	Incumbent	67.8
A. Saunders	Rep	Challenger	32.2

District 54			
Population 77,358			
Candidate	Party	Status	Vote Percent
D. Hampton	Rep	Incumbent	100

District 55			
Population 145,448			
Candidate	Party	Status	Vote Percent
P. Baldwin	Rep	Incumbent	100

District 56			
Population 37,124			
Candidate	Party	Status	Vote Percent
A. Richison	Rep	Incumbent	100

District 57			
Population 41,889			
Candidate	Party	Status	Vote Percent
A. Quinn	Dem	Open Seat	100

District 58			
Population 21,253			
Primary Election			
Candidate	Party	Status	Vote Percent
J. Gonzalez	Dem	Challenger	34.7
W. Schemenaur	Dem	Incumbent	65.3
General Election			
G. LeMaster	Rep	Challenger	48.8
W. Schemenaur	Dem	Incumbent	51.2

District 59			
Population 13,402			
Primary Election			
Candidate	Party	Status	Vote Percent
D. Murphy	Rep	Open Seat	65.6
B. Todd	Rep	Open Seat	34.4

District 60			
Population 266,931			
General Election			
Candidate	Party	Status	Vote Percent
K. Cotter	Dem	Open Seat	54.29
J. Sanford	Rep	Open Seat	45.7

District 61			
Population 17,240			
Primary Election			
Candidate	Party	Status	Vote Percent
D. Askren	Rep	Challenger	21.8
T. Martin	Rep	Incumbent	44.5
J. McCarty	Rep	Challenger	13.7
D. Young	Rep	Challenger	20

District 62			
Population 82,752			
Candidate	Party	Status	Vote Percent
M. McCann	Rep	Incumbent	100

District 63			
Population 33,165			
Candidate	Party	Status	Vote Percent
J. Holtsclaw	Rep	Incumbent	100

District 64			
Population 37,963			
Candidate	Party	Status	Vote Percent
T. Bookwalter	Rep	Incumbent	100

District 65			
Population 17,392			
Candidate	Party	Status	Vote Percent
P. Caviness	Rep	Incumbent	100

District 66			
Population 33,503			
Candidate	Party	Status	Vote Percent
R. Krieg	Rep	Incumbent	100

District 67			
Population 164,343			
General Election			
Candidate	Party	Status	Vote Percent
B. Gensel	Rep	Incumbent	54.42
S. Whitten	Dem	Challenger	45.57

District 68			
Population 17,339			
Candidate	Party	Status	Vote Percent
S. Cvengros	Rep	Incumbent	100

District 69			
Population 25,740			
General Election			
Candidate	Party	Status	Vote Percent
N. Harter	Rep	Open Seat	54.4
C. Tebbe	Dem	Open Seat	45.6

District 70			
Population 19,338			
General Election			
Candidate	Party	Status	Vote Percent
S. Acchiardo	Rep	Incumbent	26.6
J. Hoch	Dem	Challenger	73.4

District 71			
Population 12,766			
Candidate	Party	Status	Vote Percent
K. Basey	Rep	Incumbent	100

District 72			
Population 47,051			
Candidate	Party	Status	Vote Percent
E. Chipman	Rep	Open Seat	100

District 73			
Population 24,277			
General Election			
Candidate	Party	Status	Vote Percent
J. Bodwell	Dem	Open Seat	40.7
B. Jones	Rep	Open Seat	59.3

District 74			
Population 20,155			
Candidate	Party	Status	Vote Percent
R. Ives	Rep	Incumbent	100

District 75			
Population 42,223			
Candidate	Party	Status	Vote Percent
C. Winebrenner	Rep	Incumbent	100

District 76			
Population 8,854			
Candidate	Party	Status	Vote Percent
J. Wright	Rep	Incumbent	100

District 77			
Population 10,713			
Primary Election			
Candidate	Party	Status	Vote Percent
N. Haverstock	Rep	Challenger	73.2
L. Shelton	Rep	Challenger	26.8
General Election			
N. Haverstock	Rep	Challenger	53.5
C. Hillenburg	Dem	Incumbent	46.5

District 78			
Population 21,575			
Candidate	Party	Status	Vote Percent
D. VanDerMoere	Rep	Incumbent	100

District 79			
Population 14,244			
Candidate	Party	Status	Vote Percent
J. Drinski	Rep	Incumbent	100

District 80			
Population 28,818			
Candidate	Party	Status	Vote Percent
R. Hertel	Rep	Incumbent	100

District 81			
Population 46,134			
Candidate	Party	Status	Vote Percent
M. Woodward	Rep	Incumbent	100

District 82			
Population 33,292			
Primary Election			
Candidate	Party	Status	Vote Percent
M. Rentschler	Rep	Incumbent	61.5
M. Scott	Rep	Challenger	38.5

District 83			
Population 12,845			
General Election			
Candidate	Party	Status	Vote Percent
K. Aldridge	Dem	Challenger	47.9
D. McDonald	Ind	Incumbent	52.1

District 84			
Population 20,952			
General Election			
Candidate	Party	Status	Vote Percent
K. Corne	Rep	Incumbent	46.4
D. Wilkinson	Dem	Challenger	53.6

District 85			
Population 34,185			
Primary Election			
Candidate	Party	Status	Vote Percent
J. Musser	Rep	Incumbent	77.6
D. Shively	Rep	Challenger	22.4

District 86			
Population 28,525			
Candidate	Party	Status	Vote Percent
A. Marshall	Dem	Incumbent	100

District 87			
Population 19,840			
Primary Election			
Candidate	Party	Status	Vote Percent
K. Minton	Rep	Incumbent	56
S. Owen	Rep	Challenger	44

District 88			
Population 15,242			
General Election			
Candidate	Party	Status	Vote Percent
T. Adams	Rep	Challenger	53.6
J. Oliver	Dem	Incumbent	46.4

District 89			
Population 7,516			
General Election			
Candidate	Party	Status	Vote Percent
A. Bryson	Dem	Open Seat	56.7
M. Duckett	Rep	Open Seat	43.3

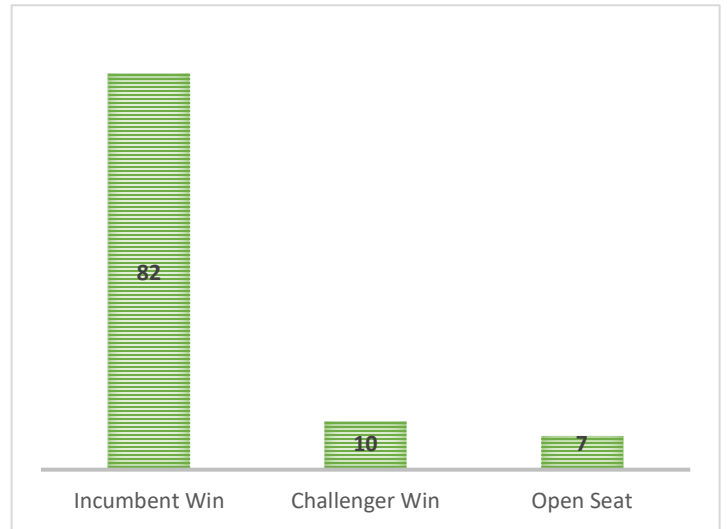
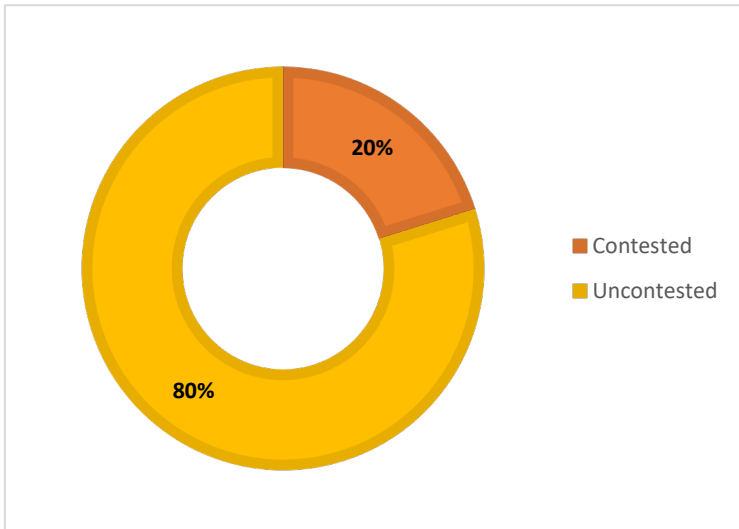
District 90			
Population 10,334			
Primary Election			
Candidate	Party	Status	Vote Percent
R. Howell	Dem	Challenger	34.8
C. Steiner	Dem	Incumbent	65.2

District 91			
Population 10,613			
Candidate	Party	Status	Vote Percent
M. Hensley	Dem	Incumbent	100

District	Counties	District	Counties	District	Counties
1	Vanderburgh	32	LaPorte	63	Greene
2	Warrick	33	Noble	64	Putnam
3	Harrison	34	Elkhart	65	Rush
4	Clark	35	LaGrange	66	Gibson
5	Jefferson	36	Tipton	67	Porter
6	Scott	37	Franklin	68	Parke
7	Dearborn and Ohio	38	Allen	69	Decatur
8	Johnson	39	White	70	Perry
9	Bartholomew	40	Jackson	71	Blackford
10	Monroe	41	Fulton	72	Marshall
11	Posey	42	Washington	73	Fayette
12	Knox	43	Vigo	74	Carroll
13	Clay	44	Starke	75	DeKalb
14	Sullivan	45	Clinton	76	Benton
15	Morgan	46	Delaware	77	Crawford
16	Shelby	47	Vermillion	78	Owen
17	Wayne	48	Grant	79	Newton
18	Hancock	49	Daviess	80	Ripley
19	Marion	50	Madison	81	Lawrence
20	Boone	51	Miami	82	Whitley
21	Warren	52	Floyd	83	Pike
22	Montgomery	53	Henry	84	Spencer
23	Tippecanoe	54	Kosciusko	85	Steuben
24	Hamilton	55	Hendricks	86	Jennings
25	Randolph	56	Huntington	87	Orange
26	Adams	57	Dubois	88	Brown
27	Wabash	58	Jay	89	Union
28	Wells	59	Pulaski	90	Martin
29	Cass	60	St. Joseph	91	Switzerland
30	Jasper	61	Fountain		
31	Lake	62	Howard		

Iowa

Iowa elects 99 county attorneys in partisan elections. The county attorneys serve four year terms, and they preside over a single county. The data in this report comes from the 2014 election.



District Overview

Adair			
Population 7,682			
Primary Election			
Candidate	Party	Status	Vote Percent
J. Fisher	Rep	Challenger	16
C. Hight	Rep	Challenger	56
General Election			
C. Hight	Rep	Challenger	53.30
M. Maynes	Dem	Incumbent	46.70

Adams			
Population 4,029			
Candidate	Party	Status	Vote Percent
A. Zimmerman	Dem	Incumbent	98.59

Allamakee			
Population 14,330			
Primary Election			
Candidate	Party	Status	Vote Percent
J. Kistler	Rep	Incumbent	63.56
J. West	Rep	Challenger	36.44

Appanoose*			
Population 12,887			
Primary Election			
Candidate	Party	Status	Vote Percent
R. Scott	Rep	Incumbent	87.59
General Election			
S. Daniels	Rep	Challenger	99.44

Audubon			
Population 6,119			
Candidate	Party	Status	Vote Percent
F. Andersen	Dem	Incumbent	96.07

Benton			
Population 26,076			
Candidate	Party	Status	Vote Percent
D. Thompson	Dem	Incumbent	96.05

Black Hawk			
Population 131,090			
Candidate	Party	Status	Vote Percent
T. Ferguson	Dem	Incumbent	98.67

Boone			
Population 26,306			
General Election			
Candidate	Party	Status	Vote Percent
D. Kolacia	Dem	Incumbent	52.33
S. Swanson	Rep	Challenger	47.57

Bremer			
Population 24,276			
Candidate	Party	Status	Vote Percent
K. Wadding	Rep	Incumbent	98.36

Buchanan			
Population 20,958			
Candidate	Party	Status	Vote Percent
S. Harden	Dem	Incumbent	98.73

* Incumbent Richard Scott ran unopposed in the primary election but died shortly thereafter. S. Daniels was appointed after the primary election and ran unopposed on the general ballot

Buena Vista			
Population 20,260			
General Election			
Candidate	Party	Status	Vote Percent
D. Patton	Rep	Incumbent	70.65
E. LaPole	Ind	Challenger	28.96

Butler			
Population 14,867			
Candidate	Party	Status	Vote Percent
G. Lievens	Rep	Incumbent	98.43

Calhoun			
Population 9,670			
Candidate	Party	Status	Vote Percent
T. Meth-Farrington	Rep	Incumbent	100

Carroll			
Population 20,186			
Candidate	Party	Status	Vote Percent
J. Werden	Rep	Incumbent	97.43

Cass			
Population 13,956			
Primary Election			
Candidate	Party	Status	Vote Percent
D. Wiederstein	Rep	Challenger	64.31
D. Feistner	Rep	Incumbent	35.51

Cedar			
Population 18,499			
Candidate	Party	Status	Vote Percent
J. Renader	Rep	Incumbent	97.72

Cerro Gordo			
Population 44,151			
Candidate	Party	Status	Vote Percent
C. Dalen	Dem	Incumbent	98.46

Cherokee			
Population 12,072			
Candidate	Party	Status	Vote Percent
R. Kolpin	Rep	Incumbent	98.50

Chickasaw			
Population 12,439			
Candidate	Party	Status	Vote Percent
W. Wegman	Dem	Incumbent	100

Clarke			
Population 9,286			
Candidate	Party	Status	Vote Percent
M. Rivera	Dem	Incumbent	100

Clay			
Population 16,667			
Candidate	Party	Status	Vote Percent
M. Houchins	Dem	Incumbent	98.42

Clayton			
Population 18,129			
Candidate	Party	Status	Vote Percent
A. Heavens	Rep	Incumbent	98.85

Clinton			
Population 49,116			
Candidate	Party	Status	Vote Percent
M. Wolf	Rep	Incumbent	100

Crawford			
Population 17,096			
Candidate	Party	Status	Vote Percent
R. Sailer	Rep	Incumbent	99.17

Dallas			
Population 66,135			
Candidate	Party	Status	Vote Percent
W. Riesetter	Dem	Incumbent	97.18

Davis			
Population 8,753			
Candidate	Party	Status	Vote Percent
R. Lynch	Dem	Incumbent	98.01

Decatur			
Population 8,457			
Candidate	Party	Status	Vote Percent
L. Hynden-Jeanes	Ind	Incumbent	97.45

Delaware			
Population 17,764			
Candidate	Party	Status	Vote Percent
J. Bernau	Rep	Incumbent	99.12

Des Moines			
Population 40,325			
General Election			
Candidate	Party	Status	Vote Percent
A. Beavers	Dem	Incumbent	61.11
T. Henkelvig	Rep	Challenger	38.73

Dickinson			
Population 16,667			
Candidate	Party	Status	Vote Percent
J. Martin	Rep	Incumbent	100

Dubuque			
Population 93,653			
Candidate	Party	Status	Vote Percent
R. Potter	Dem	Incumbent	100

Emmet			
Population 10,302			
Candidate	Party	Status	Vote Percent
D. Hansen	Dem	Incumbent	95.87

Fayette			
Population 20,880			
Candidate	Party	Status	Vote Percent
W. Saur	Rep	Incumbent	98.16

Floyd			
Population 16,303			
Primary Election			
Candidate	Party	Status	Vote Percent
W. Baresel	Dem	Open Seat	50.69
A. Troge*	Dem	Open Seat	49.11
General Election			
W. Baresel	Dem	Open Seat	36.06
R. Gibney	Rep	Open Seat	41.69
A. Troge*	Ind	Open Seat	22.25

* Candidate A. Troge lost in the democratic primary and ran as an independent in the general election.

Franklin			
Population 10,680			
Candidate	Party	Status	Vote Percent
B. Symens	Rep	Open Seat	99.13

Fremont*			
Population 7,441			
Primary Election			
Candidate	Party	Status	Vote Percent
J. Burger	Rep	Incumbent	99.37
General Election			
C. Becker	Rep	Challenger	98.88

Greene			
Population 9,336			
Candidate	Party	Status	Vote Percent
N. Martino	Rep	Incumbent	97.74

Grundy			
Population 12,453			
Candidate	Party	Status	Vote Percent
E. Allen	Rep	Open Seat	98.98

Guthrie			
Population 10,954			
Candidate	Party	Status	Vote Percent
M. Benton	Dem	Incumbent	96.34

Hamilton			
Population 15,673			
Candidate	Party	Status	Vote Percent
P. Chambers	Dem	Incumbent	97.88

Hancock			
Population 11,341			
Candidate	Party	Status	Vote Percent
D. Solheim	Ind	Incumbent	99.14

* Candidate J. Burger ran unopposed in the primary election but dropped out of the race before the general election. C. Becker was appointed after the primary and ran in the general election.

Hardin			
Population 17,354			
Primary Election			
Candidate	Party	Status	Vote Percent
R. Dunn	Rep	Challenger	54.73
R. Tilton	Rep	Incumbent	45.08
General Election			
R. Dunn	Rep	Challenger	62.63
R. Tilton	Ind	Incumbent	37.37

Harrison			
Population 14,928			
Candidate	Party	Status	Vote Percent
J. Mumm	Dem	Incumbent	97.26

Henry			
Population 20,145			
Candidate	Party	Status	Vote Percent
D. Stater	Rep	Incumbent	100

Howard			
Population 9,566			
Candidate	Party	Status	Vote Percent
A. Koenigs	Dem	Incumbent	100

Humboldt			
Population 9,815			
Candidate	Party	Status	Vote Percent
J. Beaty	Rep	Incumbent	99.32

Ida			
Population 7,089			
Candidate	Party	Status	Vote Percent
M. Whitmer	Dem	Incumbent	98.33

Iowa			
Population 16,355			
Candidate	Party	Status	Vote Percent
T. McMeen	Rep	Incumbent	98.78

Jackson			
Population 19,848			
Candidate	Party	Status	Vote Percent
S. Davenport	Rep	Incumbent	100

Jasper			
Population 36,842			
Candidate	Party	Status	Vote Percent
M. Jacobsen	Dem	Incumbent	97.46

Jefferson			
Population 16,843			
Candidate	Party	Status	Vote Percent
T. Dille	Rep	Incumbent	97.69

Johnson			
Population 130,882			
Primary Election			
Candidate	Party	Status	Vote Percent
J. Lyness	Dem	Incumbent	69.06
J. Zimmerman	Dem	Challenger	30.94

Jones			
Population 20,638			
Candidate	Party	Status	Vote Percent
P. Parsons	Rep	Incumbent	98.40

Keokuk			
Population 10,511			
Candidate	Party	Status	Vote Percent
J. Schroeder	Rep	Incumbent	100

Kossuth			
Population 15,543			
Candidate	Party	Status	Vote Percent
T. Holmes	Dem	Incumbent	98.93

Lee			
Population 35,862			
Candidate	Party	Status	Vote Percent
M. Short	Dem	Incumbent	96.97

Linn			
Population 211,226			
Candidate	Party	Status	Vote Percent
J. Vander Sanden	Dem	Incumbent	98.21

Louisa			
Population 11,387			
Candidate	Party	Status	Vote Percent
A. Parsons	Rep	Incumbent	100

Lucas			
Population 8,898			
Candidate	Party	Status	Vote Percent
P. Goldsmith	Rep	Incumbent	98.05

Lyon			
Population 11,581			
Candidate	Party	Status	Vote Percent
S. Mayer	Rep	Incumbent	99.57

Madison			
Population 15,679			
General Election			
Candidate	Party	Status	Vote Percent
J. Forsyth	Dem	Incumbent	38.92
M. Schultz	Rep	Challenger	60.93

Mahaska			
Population 22,381			
Candidate	Party	Status	Vote Percent
A. Zenor	Rep	Open Seat	99.15

Marion			
Population 33,309			
Candidate	Party	Status	Vote Percent
E. Bull	Rep	Incumbent	98.48

Marshall			
Population 40,468			
Candidate	Party	Status	Vote Percent
J. Miller	Rep	Incumbent	98.69

Mills			
Population 15,059			
Primary Election			
Candidate	Party	Status	Vote Percent
A. Kissel	Rep	Open Seat	28.76
T. McSorley	Rep	Open Seat	71.16

Mitchell			
Population 10,776			
Candidate	Party	Status	Vote Percent
M. Walk	Rep	Incumbent	96.49

Monona			
Population 9,243			
General Election			
Candidate	Party	Status	Vote Percent
I. McConeghey	Rep	Open Seat	51.57
K. Minnihan	Dem	Open Seat	48.43

Monroe			
Population 7,970			
General Election			
Candidate	Party	Status	Vote Percent
S. Goodlow	Dem	Incumbent	46.64
J. Pabst	Rep	Challenger	53.33

Montgomery			
Population 10,740			
Candidate	Party	Status	Vote Percent
B. Swanson	Rep	Incumbent	97.34

Muscatine			
Population 42,745			
Candidate	Party	Status	Vote Percent
A. Ostergren	Rep	Incumbent	96.35

O'Brien			
Population 14,398			
Candidate	Party	Status	Vote Percent
M. Schreurs	Rep	Incumbent	99.22

Osceola			
Population 6,462			
Candidate	Party	Status	Vote Percent
R. Hansen	Rep	Incumbent	97.99

Page			
Population 15,932			
Candidate	Party	Status	Vote Percent
J. Peterson	Rep	Incumbent	98.88

Palo Alto			
Population 9,421			
General Election			
Candidate	Party	Status	Vote Percent
L. Henderson	Rep	Incumbent	39.54
P. Hart	Dem	Challenger	60.32

Plymouth Population 24,986			
Candidate	Party	Status	Vote Percent
D. Raymond	Rep	Incumbent	98.93

Pocahontas Population 7,310			
Candidate	Party	Status	Vote Percent
A. Beneke	Rep	Incumbent	100

Polk Population 430,640			
Candidate	Party	Status	Vote Percent
J. Sarcone	Dem	Incumbent	100

Pottawattamie Population 93,158			
Candidate	Party	Status	Vote Percent
M. Wilber	Rep	Incumbent	98.59

Poweshiek Population 18,914			
General Election			
Candidate	Party	Status	Vote Percent
C. Follette	Rep	Challenger	49.11
R. Petig	Dem	Incumbent	50.89

Ringgold Population 5,131			
Candidate	Party	Status	Vote Percent
C. Spurrier	Rep	Incumbent	98.98

Sac Population 10,350			
Candidate	Party	Status	Vote Percent
B. Smith	Rep	Incumbent	100

Scott Population 165,224			
Candidate	Party	Status	Vote Percent
M. Walton	Dem	Incumbent	97.81

Shelby Population 12,167			
Candidate	Party	Status	Vote Percent
M. Gross	Dem	Incumbent	98.91

Sioux			
Population 33,704			
Candidate	Party	Status	Vote Percent
T. Kunstle	Rep	Incumbent	99.61

Story			
Population 89,542			
Primary Election			
Candidate	Party	Status	Vote Percent
T. Eason	Rep	Challenger	38.87
S. Howell	Rep	Challenger	60.86
General Election			
S. Holmes	Dem	Incumbent	52.29
S. Howell	Rep	Challenger	47.55

Tama			
Population 17,767			
Candidate	Party	Status	Vote Percent
B. Heeren	Rep	Incumbent	97.14

Taylor			
Population 6,317			
Candidate	Party	Status	Vote Percent
C. Spurrier	Rep	Incumbent	99.40

Union			
Population 12,534			
Candidate	Party	Status	Vote Percent
T. Kenyon	Rep	Incumbent	97.62

Van Buren			
Population 7,570			
General Election			
Candidate	Party	Status	Vote Percent
C. Miller	Rep	Incumbent	47.07
A. Watkins	Ind	Challenger	52.82

Wapello			
Population 35,625			
Candidate	Party	Status	Vote Percent
G. Oldenburger	Dem	Open Seat	98.13

Warren			
Population 46,225			
Candidate	Party	Status	Vote Percent
J. Criswell	Rep	Incumbent	99.08

Washington			
Population 21,704			
Primary Election			
Candidate	Party	Status	Vote Percent
L. Brock	Rep	Incumbent	25.75
S. Showers	Rep	Challenger	73.81
General Election			
B. Edmondson	Dem	Challenger	42.07
S. Showers	Rep	Challenger	57.72

Wayne			
Population 6,403			
Candidate	Party	Status	Vote Percent
A. Wilson	Rep	Incumbent	99.41

Webster*			
Population 38,013			
Primary Election			
Candidate	Party	Status	Vote Percent
C. Coleman	Dem	Incumbent	98.24
General Election			
J. Benson	Dem	Challenger	56.36
J. McCarville	Rep	Challenger	43.53

Winnebago			
Population 10,866			
Candidate	Party	Status	Vote Percent
A. Sauer	Rep	Incumbent	99.24

Winneshiek			
Population 21,056			
Candidate	Party	Status	Vote Percent
A. Van Der Maaten	Rep	Incumbent	99.32

Woodbury			
Population 102,172			
Candidate	Party	Status	Vote Percent
P. Jennings	Dem	Incumbent	96.61

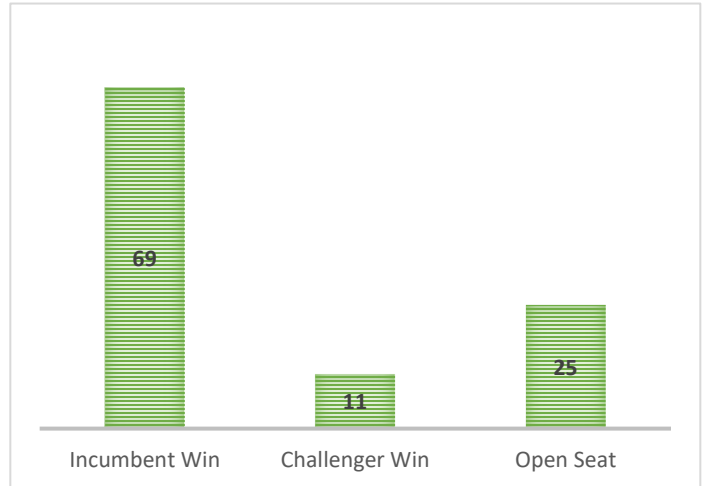
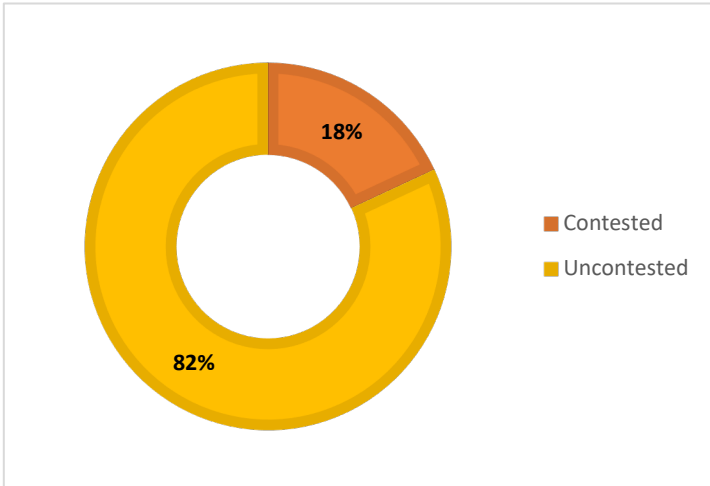
* Incumbent C. Coleman ran unopposed during the primary but resigned before the general election. J. Benson and J. McCarville were nominated for the general election by the county Democratic and Republican conventions.

Worth			
Population 7,598			
General Election			
Candidate	Party	Status	Vote Percent
J. Greve	Rep	Incumbent	61.66
C. Belville	Ind	Challenger	38.17

Wright			
Population 13,229			
Candidate	Party	Status	Vote Percent
E. Simonson	Rep	Incumbent	100

Kansas

Kansas elects 105 local prosecutors in partisan elections. Six of these elected prosecutors are called district attorneys, and the rest are called county attorneys. The prosecutors serve four year terms, and they preside over a single county. The data in this report comes from elections held in 2016.



District Overview

Allen			
Population 13,371			
Primary Election			
Candidate	Party	Status	Vote Percent
J. Hathaway	Rep	Incumbent	52.21
L. Thuston	Rep	Challenger	47.79

Anderson			
Population 8,102			
Candidate	Party	Status	Vote Percent
B. Jones	Rep	Incumbent	100

Atchison			
Population 16,924			
Candidate	Party	Status	Vote Percent
G. Kuckelman	Rep	Incumbent	100

Barber			
Population 4,861			
Candidate	Party	Status	Vote Percent
G. Wood	NP	Open Seat	100

Barton			
Population 27,674			
Candidate	Party	Status	Vote Percent
A. Mellor	Rep	Open Seat	99.66

Bourbon			
Population 15,173			
Candidate	Party	Status	Vote Percent
J. Meeks	Rep	Incumbent	100

Brown			
Population 9,984			
Candidate	Party	Status	Vote Percent
K. Hill	Rep	Incumbent	97.27

Butler			
Population 65,880			
Candidate	Party	Status	Vote Percent
D. Devinney	Rep	Incumbent	100

Chase			
Population 2,790			
Candidate	Party	Status	Vote Percent
W. Halvorsen	Rep	Incumbent	100

Chautauqua			
Population 3,669			
Primary Election			
Candidate	Party	Status	Vote Percent
R. Ritthaler	Rep	Challenger	52.77
L. Markle	Rep	Incumbent	47.22

Cherokee			
Population 21,603			
Candidate	Party	Status	Vote Percent
J. Conard	Rep	Open Seat	97.87

Cheyenne			
Population 2,726			
Candidate	Party	Status	Vote Percent
N. Romine	Rep	Open Seat	100

Clark			
Population 2,215			
Primary Election			
Candidate	Party	Status	Vote Percent
A. Kuhns	Rep	Incumbent	54.39
L. Lewis	Rep	Challenger	45.61

Clay Population 8,535			
Candidate	Party	Status	Vote Percent
R. James	Rep	Incumbent	96.7

Cloud Population 9,533			
Candidate	Party	Status	Vote Percent
R. Walsh	Dem	Incumbent	100

Coffey Population 8,601			
Candidate	Party	Status	Vote Percent
C. Phelan	Rep	Open Seat	99.46

Comanche* Population 1,891			
Candidate	Party	Status	Vote Percent
A. Kuhns	Rep	Open Seat	N/A

Cowley Population 36,311			
Primary Election			
Candidate	Party	Status	Vote Percent
J. Albin	Rep	Open Seat	10.79
L. Schwartz	Rep	Open Seat	55.29
M. Wilson	Rep	Open Seat	33.9

Crawford Population 39,134			
Candidate	Party	Status	Vote Percent
M. Gayoso, Jr.	Rep	Incumbent	97.06

Decatur Population 2,961			
Candidate	Party	Status	Vote Percent
S. Hirsch	Rep	Incumbent	100

Dickinson Population 19,754			
Candidate	Party	Status	Vote Percent
A. Purvis	Rep	Open Seat	100

Doniphan Population 7,945			
Candidate	Party	Status	Vote Percent
C. Baskins	Rep	Incumbent	100

* Unable to obtain election results from county clerk.

Douglas			
Population 110,826			
Candidate	Party	Status	Vote Percent
C. Branson	Dem	Incumbent	97.73

Edwards			
Population 3,037			
Candidate	Party	Status	Vote Percent
M. Frame	Dem	Incumbent	95.9

Elk			
Population 2,882			
Candidate	Party	Status	Vote Percent
J. Lee	Rep	Incumbent	100

Ellis			
Population 28,452			
Candidate	Party	Status	Vote Percent
T. Drees	Dem	Incumbent	97.99

Ellsworth			
Population 6,497			
Primary Election			
Candidate	Party	Status	Vote Percent
J. Shepack	Rep	Incumbent	16.67
S. Robson	Rep	Challenger	83.33

Finney			
Population 36,776			
Candidate	Party	Status	Vote Percent
S. Richmeier	Rep	Incumbent	95.59

Ford			
Population 33,848			
Primary Election			
Candidate	Party	Status	Vote Percent
K. Salzman	Rep	Challenger	54.76
N. Randall	Rep	Incumbent	45.23

Franklin			
Population 25,992			
Candidate	Party	Status	Vote Percent
S. Hunting	Rep	Incumbent	98.24

Geary			
Population 34,362			
General Election			
Candidate	Party	Status	Vote Percent
C. Biggs	Dem	Open Seat	48.62
K. Blaisdell	Rep	Open Seat	51.37

Gove			
Population 2,695			
Primary Election			
Candidate	Party	Status	Vote Percent
M. Schmeidler	NP	Incumbent	50.13
S. Hirsch	NP	Challenger	49.86

Graham			
Population 2,597			
General Election			
Candidate	Party	Status	Vote Percent
J. Elliott	Rep	Challenger	99.5
T. Potter	Rep	Incumbent	0.49

Grant			
Population 7,829			
Candidate	Party	Status	Vote Percent
J. Akers	Rep	Incumbent	100

Gray			
Population 6,006			
Candidate	Party	Status	Vote Percent
C. Campbell	Rep	Incumbent	100

Greeley			
Population 1,247			
Candidate	Party	Status	Vote Percent
C. Moser	Rep	Incumbent	100

Greenwood			
Population 6,689			
Candidate	Party	Status	Vote Percent
J. Lee	Rep	Incumbent	96.26

Hamilton			
Population 2,690			
Candidate	Party	Status	Vote Percent
R. Gale	Dem	Incumbent	100

Harper			
Population 6,034			
Candidate	Party	Status	Vote Percent
M. Grimmatt	Rep	Open Seat	100

Harvey			
Population 34,684			
Candidate	Party	Status	Vote Percent
D. Yoder	Rep	Incumbent	98.27

Haskell			
Population 4,256			
Candidate	Party	Status	Vote Percent
L. Koehn	Rep	Incumbent	100

Hodgeman			
Population 1,916			
Candidate	Party	Status	Vote Percent
M. Cowell	Rep	Incumbent	100

Jackson			
Population 13,462			
Candidate	Party	Status	Vote Percent
S. Miller	Rep	Incumbent	100

Jefferson			
Population 19,126			
Primary Election			
Candidate	Party	Status	Vote Percent
J. Ney	Rep	Challenger	65.22
J. Belveal	Rep	Incumbent	34.78
General Election			
J. Ney	Rep	Challenger	69.97
J. Smith	Dem	Challenger	29.89

Jewell			
Population 3,077			
Candidate	Party	Status	Vote Percent
D. Miller	Rep	Incumbent	100

Johnson			
Population 544,179			
Candidate	Party	Status	Vote Percent
S. Howe	Rep	Incumbent	98.51

Kearny			
Population 3,977			
Candidate	Party	Status	Vote Percent
K. Estes	Rep	Open Seat	100

Kingman Population 7,858			
Candidate	Party	Status	Vote Percent
M. Ricke	Rep	Incumbent	100

Kiowa Population 2,553			
Candidate	Party	Status	Vote Percent
J. James	Rep	Incumbent	98.69

Labette Population 21,607			
Candidate	Party	Status	Vote Percent
S. Jones	Rep	Incumbent	100

Lane Population 1,750			
Candidate	Party	Status	Vote Percent
D. Pike	Ind	Incumbent	100

Leavenworth Population 76,227			
Candidate	Party	Status	Vote Percent
T. Thompson	Rep	Incumbent	100

Lincoln Population 3,241			
Candidate	Party	Status	Vote Percent
J. O'Hare	Rep	Incumbent	100

Linn Population 9,656			
Primary Election			
Candidate	Party	Status	Vote Percent
J. Brun	Rep	Challenger	64.55
J. Sutherland	Rep	Incumbent	35.44

Logan Population 2,756			
Primary Election			
Candidate	Party	Status	Vote Percent
C. Urich	Rep	Challenger	73.74
M. Mahoney	Rep	Incumbent	26.25

Lyon			
Population 33,690			
Candidate	Party	Status	Vote Percent
M. Goodman	Rep	Incumbent	99.06

Marion			
Population 12,660			
Candidate	Party	Status	Vote Percent
C. Boehm	Rep	Open Seat	99.59

Marshall			
Population 10,117			
Candidate	Party	Status	Vote Percent
L. Johnson-McNish	Rep	Incumbent	98.16

McPherson			
Population 29,180			
Candidate	Party	Status	Vote Percent
T. Parkins	Rep	Incumbent	98.94

Meade			
Population 4,575			
Candidate	Party	Status	Vote Percent
L. Lewis	Rep	Incumbent	98.3

Miami			
Population 32,787			
Candidate	Party	Status	Vote Percent
E. Sweeney-Reeder	Rep	Incumbent	99.23

Mitchell			
Population 6,373			
Candidate	Party	Status	Vote Percent
M. Noah	Ind	Incumbent	100

Montgomery			
Population 35,471			
Candidate	Party	Status	Vote Percent
L. Markle	Rep	Incumbent	100

Morris			
Population 5,923			
Candidate	Party	Status	Vote Percent
L. Allen	Rep	Incumbent	100

Morton			
Population 3,233			
Candidate	Party	Status	Vote Percent
E. Witcher	Rep	Incumbent	97.09

Nemaha			
Population 10,178			
Candidate	Party	Status	Vote Percent
B. Lippert	Rep	Incumbent	100

Neosho			
Population 16,512			
Candidate	Party	Status	Vote Percent
L. Thuston	Rep	Incumbent	100

Ness			
Population 3,107			
Candidate	Party	Status	Vote Percent
K. Salzman	Rep	Open Seat	100

Norton			
Population 5,671			
Candidate	Party	Status	Vote Percent
M. Schoen	Rep	Open Seat	100

Osage*			
Population 16,295			
Candidate	Party	Status	Vote Percent
B. Jones	Rep	Incumbent	N/A

Osborne			
Population 3,858			
Candidate	Party	Status	Vote Percent
P. Gregory	Rep	Incumbent	99.3

Ottawa			
Population 6,091			
Candidate	Party	Status	Vote Percent
J. Parks	Rep	Open Seat	100

Pawnee			
Population 6,973			
Primary Election			
Candidate	Party	Status	Vote Percent
D. McNett	Rep	Challenger	64.91
J. Settle	Rep	Incumbent	35.09

* Unable to obtain election results from county clerk.

Phillips			
Population 5,642			
Candidate	Party	Status	Vote Percent
M. Schoen	Rep	Open Seat	98.7

Pottawatomie			
Population 21,604			
Candidate	Party	Status	Vote Percent
S. Shuck	Rep	Incumbent	100

Pratt			
Population 9,656			
Primary Election			
Candidate	Party	Status	Vote Percent
T. Beverlin	Rep	Open Seat	60.6
C. Lattin	Rep	Open Seat	19.7
T. Black	Rep	Open Seat	19.7

Rawlins			
Population 2,519			
Primary Election			
Candidate	Party	Status	Vote Percent
C. Peckham	Rep	Challenger	29.2
H. Beums	Rep	Challenger	16.1
J. Kling	Rep	Challenger	3.0
C. Rohr	Rep	Incumbent	17.4
A. Shelton	Rep	Challenger	5.2

Reno			
Population 64,511			
Candidate	Party	Status	Vote Percent
K. Schroeder	Rep	Incumbent	98.48

Republic			
Population 4,980			
Candidate	Party	Status	Vote Percent
M. James	Rep	Incumbent	98.2

Rice			
Population 10,083			
Candidate	Party	Status	Vote Percent
S. McPherson	Rep	Incumbent	100

Riley			
Population 71,115			
Candidate	Party	Status	Vote Percent
B. Wilkerson	Rep	Incumbent	98.76

Rooks			
Population 5,181			
Candidate	Party	Status	Vote Percent
D. Muir	NP	Open Seat	100

Rush			
Population 3,307			
Candidate	Party	Status	Vote Percent
T. Rues	Dem	Incumbent	100

Russell			
Population 6,970			
Candidate	Party	Status	Vote Percent
D. Krug	Rep	Incumbent	98.3

Saline			
Population 55,606			
Candidate	Party	Status	Vote Percent
E. Mitchell	Rep	Incumbent	100

Scott			
Population 4,936			
Candidate	Party	Status	Vote Percent
R. Faurot	Rep	Incumbent	100

Sedgwick			
Population 498,365			
Candidate	Party	Status	Vote Percent
M. Bennett	Rep	Incumbent	100

Seward			
Population 22,952			
Candidate	Party	Status	Vote Percent
R. Hasenbank	Rep	Open Seat	98.98

Shawnee			
Population 177,934			
Primary Election			
Candidate	Party	Status	Vote Percent
M. Kagay	Rep	Open Seat	54.53
K. Wittman	Rep	Open Seat	31.54
K. Umbehr	Rep	Open Seat	13.92

Sheridan			
Population 2,556			
Candidate	Party	Status	Vote Percent
J. Pratt	Rep	Open Seat	96.2

Sherman			
Population 6,010			
Candidate	Party	Status	Vote Percent
C. Moser	Rep	Incumbent	99.03

Smith			
Population 3,853			
Candidate	Party	Status	Vote Percent
T. Owen	Rep	Incumbent	98.1

Stafford			
Population 4,437			
Candidate	Party	Status	Vote Percent
M. Robinson	Rep	Open Seat	100

Stanton			
Population 2,235			
Candidate	Party	Status	Vote Percent
D. Black	Rep	Incumbent	100

Stevens			
Population 5,724			
Candidate	Party	Status	Vote Percent
P. Kitzke	Rep	Incumbent	100

Sumner			
Population 24,132			
Candidate	Party	Status	Vote Percent
K. Spencer	Rep	Incumbent	100

Thomas			
Population 7,900			
Primary Election			
Candidate	Party	Status	Vote Percent
R. Lamm	Rep	Open Seat	85.89
M. Mahoney	Rep	Open Seat	14.11

Trego			
Population 3,001			
Candidate	Party	Status	Vote Percent
C. Lyon	Rep	Open Seat	99.8

Wabaunsee			
Population 7,053			
Candidate	Party	Status	Vote Percent
T. Liesmann	Rep	Open Seat	99.3

Wallace			
Population 1,485			
Candidate	Party	Status	Vote Percent
C. Moser	Rep	Incumbent	100

Washington			
Population 5,799			
Candidate	Party	Status	Vote Percent
E. Hiltgen	Rep	Incumbent	100

Wichita			
Population 2,234			
Candidate	Party	Status	Vote Percent
L. Lewis	Rep	Incumbent	99.7

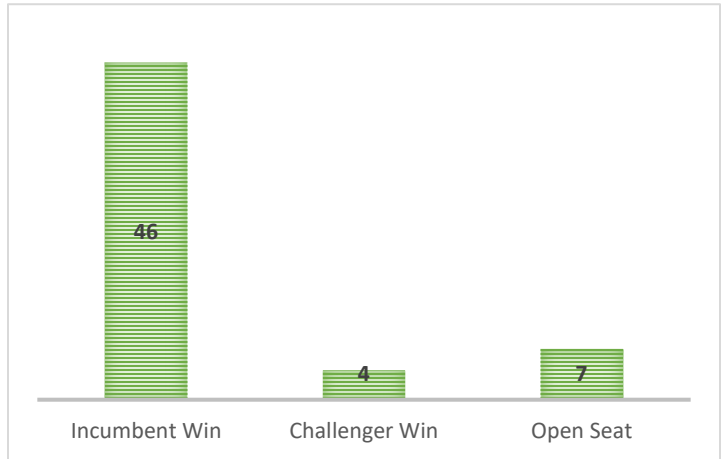
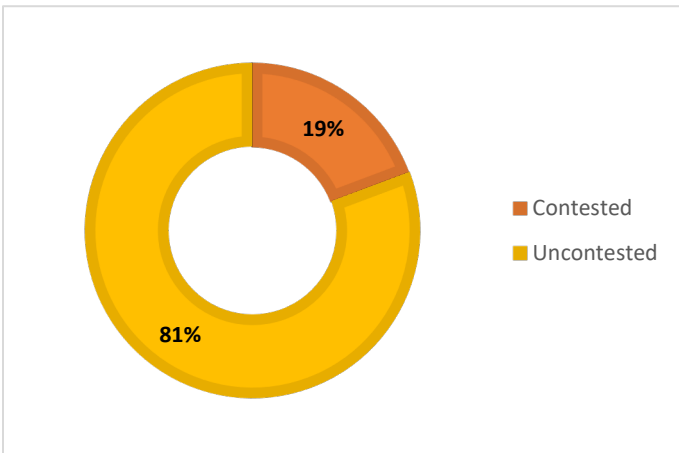
Wilson			
Population 9,409			
Primary Election			
Candidate	Party	Status	Vote Percent
K. Thompson	Rep	Challenger	54.9
J. Chard	Rep	Incumbent	45.1

Woodson			
Population 3,309			
Candidate	Party	Status	Vote Percent
Z. Schlotterbeck	Rep	Incumbent	100

Wyandotte			
Population 157,505			
Primary Election			
Candidate	Party	Status	Vote Percent
M. Dupree, Sr.	Dem	Challenger	59.6
J. Gorman	Dem	Incumbent	40.3

Kentucky

Kentucky elects 57 commonwealth's attorneys in partisan elections. The commonwealth attorneys serve six year terms, and they preside over multi-county districts. Kentucky does not require unopposed candidates to appear on the ballot in the primary election. The data in this report comes from the 2012 election.



District Overview

District 1			
Population 25,068			
Candidate	Party	Status	Vote Percent
M. Stacy	Dem	Incumbent	100

District 2			
Population 65,565			
Candidate	Party	Status	Vote Percent
D. Boaz	Dem	Incumbent	100

District 3			
Population 73,955			
Candidate	Party	Status	Vote Percent
P. Pryor	Dem	Incumbent	100

District 4			
Population 46,920			
Candidate	Party	Status	Vote Percent
D. Massamore	Dem	Incumbent	100

District 5			
Population 37,943			
Candidate	Party	Status	Vote Percent
Z. Greenwell	Dem	Incumbent	100

District 6			
Population 96,656			
Candidate	Party	Status	Vote Percent
B. Kuegel	Dem	Incumbent	100

District 7			
Population 39,295			
Candidate	Party	Status	Vote Percent
J. Guiling	Dem	Incumbent	100

District 8			
Population 113,792			
Candidate	Party	Status	Vote Percent
C. Cohron	Dem	Incumbent	100

District 9			
Population 105,543			
Candidate	Party	Status	Vote Percent
S. Young	Dem	Incumbent	100

District 10			
Population 75,829			
Candidate	Party	Status	Vote Percent
T. Geoghegan	Dem	Incumbent	100

District 11			
Population 67,307			
Candidate	Party	Status	Vote Percent
S. Miller	Dem	Open Seat	100

District 12			
Population 84,541			
Primary Election			
Candidate	Party	Status	Vote Percent
C. Baxter	Rep	Open Seat	62.87
J. Shaughnessy	Rep	Open Seat	37.13
General Election			
C. Baxter	Rep	Open Seat	67.40
W. Carter	Dem	Open Seat	32.60

District 13			
Population 65,498			
Candidate	Party	Status	Vote Percent
T. Lockridge	Dem	Incumbent	100

District 14			
Population 92,097			
Candidate	Party	Status	Vote Percent
G. Shaw	Dem	Incumbent	100

District 15			
Population 46,314			
Candidate	Party	Status	Vote Percent
J. Crawford	Dem	Incumbent	100

District 16			
Population 159,720			
Candidate	Party	Status	Vote Percent
R. Sanders	Rep	Incumbent	100

District 17			
Population 90,336			
Candidate	Party	Status	Vote Percent
M. Snodgrass	Dem	Incumbent	100

District 18			
Population 43,140			
Candidate	Party	Status	Vote Percent
D. Miller	Dem	Incumbent	100

District 19			
Population 40,326			
Candidate	Party	Status	Vote Percent
J. Clarke	Dem	Open Seat	100

District 20			
Population 50,780			
Candidate	Party	Status	Vote Percent
M. Leonhart	Dem	Open Seat	100

District 21			
Population 67,729			
Primary Election			
Candidate	Party	Status	Vote Percent
R. Goldy Jr.	Dem	Open Seat	45.13
C. Rose	Dem	Open Seat	36.26
G. Adkins	Dem	Open Seat	22.61

District 22			
Population 295,803			
Candidate	Party	Status	Vote Percent
R. Larson	Dem	Incumbent	100

District 23			
Population 27,314			
Candidate	Party	Status	Vote Percent
H. Combs	Rep	Incumbent	100

District 24			
Population 52,145			
Primary Election			
Candidate	Party	Status	Vote Percent
A. Melvin	Rep	Incumbent	54.88
M. Hogan	Rep	Challenger	45.12

District 25			
Population 118,529			
Candidate	Party	Status	Vote Percent
D. Smith	Dem	Incumbent	100

District 26			
Population 29,278			
Primary Election			
Candidate	Party	Status	Vote Percent
S. Boggs	Dem	Challenger	59.88
H. Johnson	Dem	Incumbent	36.46
T. Jackson	Dem	Challenger	3.65

District 27			
Population 90,732			
Candidate	Party	Status	Vote Percent
J. Steele Jr.	Rep	Incumbent	100

District 28			
Population 104,861			
Candidate	Party	Status	Vote Percent
E. Montgomery	Rep	Incumbent	100

District 29			
Population 34,611			
Candidate	Party	Status	Vote Percent
G. Williams	Rep	Open Seat	100

District 30			
Population 741,096			
Primary Election			
Candidate	Party	Status	Vote Percent
T. Wine	Dem	Open Seat	32.32
T. Van De Rostyne	Dem	Open Seat	14.89
C. Cobb	Dem	Open Seat	26.90
S. Ryan	Dem	Open Seat	25.88

District 31			
Population 39,451			
Candidate	Party	Status	Vote Percent
A. Turner	Dem	Incumbent	100

District 32			
Population 49,542			
Primary Election			
Candidate	Party	Status	Vote Percent
D. Justice	Dem	Incumbent	59.25
R. Hall	Dem	Challenger	40.75

District 33			
Population 28,712			
Primary Election			
Candidate	Party	Status	Vote Percent
T. Reed	Dem	Incumbent	64.81
C. Paul	Dem	Challenger	35.19
General Election			
J. Hansen	Rep	Challenger	50.50
T. Reed	Dem	Incumbent	49.50

District 34			
Population 53,943			
Candidate	Party	Status	Vote Percent
A. Trimble	Rep	Incumbent	100

District 35			
Population 65,024			
Candidate	Party	Status	Vote Percent
R. Bartley	Dem	Incumbent	100

District 36			
Population 29,679			
Candidate	Party	Status	Vote Percent
G. Martin	Dem	Incumbent	100

District 37			
Population 47,932			
Primary Election			
Candidate	Party	Status	Vote Percent
D.B. Ison	Dem	Challenger	55.80
G. Conn	Dem	Incumbent	44.20

District 38			
Population 57,258			
Candidate	Party	Status	Vote Percent
T. Coleman	Rep	Incumbent	100

District 39			
Population 33,846			
Candidate	Party	Status	Vote Percent
D. Herald	Dem	Incumbent	100

District 40			
Population 28,091			
Candidate	Party	Status	Vote Percent
J. Stockton Jr	Rep	Incumbent	100

District 41			
Population 46,534			
Candidate	Party	Status	Vote Percent
G. Gregory	Rep	Incumbent	100

District 42			
Population 68,639			
Candidate	Party	Status	Vote Percent
C. Blankenship	Dem	Incumbent	100

District 43			
Population 52,272			
Primary Election			
Candidate	Party	Status	Vote Percent
J. Gardner	Dem	Challenger	66.78
K. Davis	Dem	Incumbent	33.22

District 44			
Population 28,691			
Candidate	Party	Status	Vote Percent
K. Blondell	Rep	Incumbent	100

District 45			
Population 41,030			
Candidate	Party	Status	Vote Percent
R. Vick	Dem	Incumbent	100

District 46			
Population 74,407			
Candidate	Party	Status	Vote Percent
D. Williams	Rep	Incumbent	100

District 47			
Population 24,519			
General Election			
Candidate	Party	Status	Vote Percent
E. Banks II	Rep	Incumbent	68.07
F. Riley	Dem	Challenger	31.93

District 48			
Population 49,285			
Candidate	Party	Status	Vote Percent
L. Cleveland	Dem	Incumbent	100

District 49			
Population 37,283			
Candidate	Party	Status	Vote Percent
C. Willis	Dem	Incumbent	100

District 50			
Population 49,763			
Candidate	Party	Status	Vote Percent
R. Bottoms	Dem	Incumbent	100

District 51			
Population 46,250			
Candidate	Party	Status	Vote Percent
W. Markwell	Dem	Incumbent	100

District 52			
Population 37,121			
Candidate	Party	Status	Vote Percent
D. Hargrove	Dem	Incumbent	100

District 53			
Population 80,556			
Candidate	Party	Status	Vote Percent
L. Donnell	Rep	Incumbent	100

District 54			
Population 127,400			
Candidate	Party	Status	Vote Percent
L. Smith	Rep	Incumbent	100

District 55			
Population 74,319			
Candidate	Party	Status	Vote Percent
M. Mann	Dem	Incumbent	100

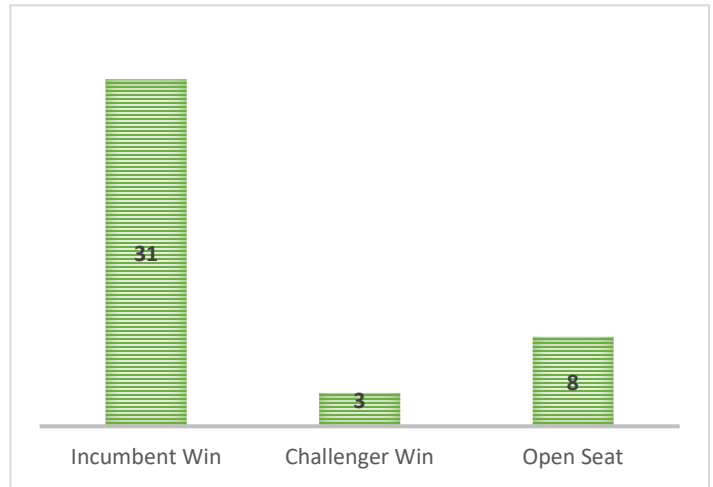
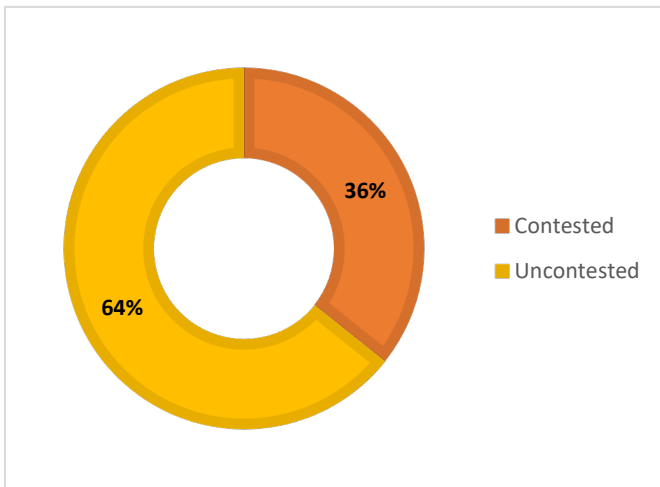
District 56			
Population 45,156			
Candidate	Party	Status	Vote Percent
G. L. Ovey	Dem	Incumbent	100

District 57			
Population 38,378			
General Election			
Candidate	Party	Status	Vote Percent
M. Leveridge	Rep	Incumbent	65.90
D. Smith	Dem	Challenger	34.10

District	Counties	District	Counties
1	Ballard, Carlisle, Fulton, Hickman	30	Jefferson
2	McCracken	31	Floyd
3	Christian	32	Boyd
4	Hopkins	33	Perry
5	Crittenden, Union, Webster	34	McCreary, Whitley
6	Daviess	35	Pike
7	Logan, Todd	36	Knott, Magoffin
8	Warren	37	Carter, Elliott, Morgan
9	Hardin	38	Butler, Edmonson, Hancock, Ohio
10	Hart, Larue, Nelson	39	Breathitt, Powell, Wolfe
11	Green, Marion, Taylor, Washington	40	Clinton, Cumberland, Monroe
12	Henry, Oldham, Trimble	41	Clay, Jackson, Leslie
13	Garrard, Jessamine	42	Calloway, Marshall
14	Bourbon, Scott, Woodford	43	Barren, Metcalfe
15	Carroll, Grant, Owen	44	Bell
16	Kenton	45	McLean, Muhlenberg
17	Campbell	46	Breckinridge, Grayson, Meade
18	Harrison, Nicholas, Pendleton, Robertson	47	Letcher
19	Bracken, Fleming, Mason	48	Franklin
20	Greenup, Lewis	49	Allen, Simpson
21	Bath, Menifee, Montgomery, Rowan	50	Boyle, Mercer
22	Fayette	51	Henderson
23	Estill, Lee, Owsley	52	Graves
24	Johnson, Lawrence, Martin	53	Anderson, Shelby, Spencer
25	Clark, Madison	54	Boone, Gallatin
26	Harlan	55	Bullitt
27	Knox, Laurel	56	Caldwell, Livingston, Lyon, Trigg
28	Lincoln, Pulaski, Rockcastle	57	Russell, Wayne
29	Adair, Casey		

Louisiana

Louisiana elects 42 district attorneys in partisan elections. The district attorneys serve six year terms, and they preside over multi-county districts. The parish of Orleans has its own district attorney. Louisiana does not require unopposed candidates to appear on the ballot in either the primary or the general election. The data in this report comes from the 2014 election.



District Overview

District 1			
Population 254,969			
Candidate	Party	Status	Vote Percent
C. Scott	Dem	Incumbent	N/A

District 2			
Population 47,822			
General Election			
Candidate	Party	Status	Vote Percent
C. Bowman	Dem	Open Seat	39.5
D. Newell	Dem	Open Seat	60.5

District 3			
Population 69,456			
General Election			
Candidate	Party	Status	Vote Percent
J. Belton	NP	Open Seat	50.5
C. Brown	NP	Open Seat	49.5

District 4			
Population 181,699			
Candidate	Party	Status	Vote Percent
J. Jones	NP	Incumbent	N/A

District 5			
Population 53,096			
Candidate	Party	Status	Vote Percent
M. Lancaster	NP	Incumbent	N/A

District 6			
Population 25,104			
Candidate	Party	Status	Vote Percent
J. Paxton	Dem	Incumbent	N/A

District 7			
Population 21,229			
Candidate	Party	Status	Vote Percent
B. Burget	Dem	Incumbent	N/A

District 8			
Population 15,313			
Candidate	Party	Status	Vote Percent
C. Nevils	Dem	Incumbent	N/A

District 9			
Population 131,613			
Primary Election			
Candidate	Party	Status	Vote Percent
C. Hazel	Rep	Open Seat	33.8
C. Roy, Jr.	Dem	Open Seat	29.5
P. Terrell	Dem	Open Seat	36.6
General Election			
C. Hazel	Rep	Open Seat	47.1
P. Terrell	Dem	Open Seat	52.9

District 10			
Population 39,566			
Candidate	Party	Status	Vote Percent
V. Kyzar	NP	Incumbent	N/A

District 11			
Population 24,233			
Candidate	Party	Status	Vote Percent
D. Burkett	Rep	Incumbent	N/A

District 12			
Population 42,073			
Candidate	Party	Status	Vote Percent
C. Riddle III	Dem	Incumbent	N/A

District 13			
Population 33,984			
Candidate	Party	Status	Vote Percent
T. Brignac	Dem	Incumbent	N/A

District 14			
Population 192,768			
General Election			
Candidate	Party	Status	Vote Percent
C. Chesson	Dem	Challenger	43.2
J. DeRosier	Dem	Incumbent	56.8

District 15			
Population 341,350			
General Election			
Candidate	Party	Status	Vote Percent
M. Harson	Dem	Incumbent	47
K. Stutes	Rep	Challenger	53

District 16			
Population 180,050			
Candidate	Party	Status	Vote Percent
B. Duhe	Rep	Open Seat	N/A

District 17			
Population 96,318			
Candidate	Party	Status	Vote Percent
C. Morvant II	Dem	Incumbent	N/A

District 18			
Population 79,977			
Candidate	Party	Status	Vote Percent
R. Ward	Dem	Incumbent	N/A

District 19			
Population 440,171			
Candidate	Party	Status	Vote Percent
H. Moore	Dem	Incumbent	N/A

District 20			
Population 25,892			
General Election			
Candidate	Party	Status	Vote Percent
S. D'Aquila	Dem	Incumbent	65.8
D. Opperman	Dem	Challenger	34.2

District 21			
Population 260,326			
Candidate	Party	Status	Vote Percent
S. Perilloux	Rep	Incumbent	N/A

District 22			
Population 280,908			
Primary Election			
Candidate	Party	Status	Vote Percent
A. Black	Rep	Open Seat	20
R. Burns	Rep	Open Seat	16.5
W. Montgomery	Rep	Open Seat	25.3
B. Trainor	Rep	Open Seat	38.2
General Election			
W. Montgomery	Rep	Open Seat	52.4
B. Trainor	Rep	Open Seat	47.6

District 23			
Population 152,738			
Candidate	Party	Status	Vote Percent
R. Babin	Rep	Incumbent	N/A

District 24			
Population 432,552			
Candidate	Party	Status	Vote Percent
P. Connick, Jr.	Dem	Incumbent	N/A

District 25			
Population 23,042			
Candidate	Party	Status	Vote Percent
C. Ballay	Dem	Incumbent	N/A

District 26			
Population 158,186			
General Election			
Candidate	Party	Status	Vote Percent
W. Graves	Rep	Challenger	47
S. Marvin	Rep	Incumbent	53

District 27			
Population 83,384			
General Election			
Candidate	Party	Status	Vote Percent
E. Daigle	Dem	Challenger	41.1
E. Taylor	Dem	Incumbent	58.9

District 28			
Population 14,890			
Candidate	Party	Status	Vote Percent
R. Walters	Dem	Incumbent	N/A

District 29			
Population 52,780			
Candidate	Party	Status	Vote Percent
J. Chaisson II	Dem	Incumbent	N/A

District 30			
Population 52,334			
Candidate	Party	Status	Vote Percent
A. Skinner	NP	Incumbent	N/A

District 31			
Population 31,594			
General Election			
Candidate	Party	Status	Vote Percent
M. Cassidy	Dem	Incumbent	51.8
W. Miller	Rep	Challenger	48.2

District 32			
Population 111,860			
General Election			
Candidate	Party	Status	Vote Percent
D. Greenburg	NP	Challenger	28.3
J. Waitz, Jr.	Rep	Incumbent	71.7

District 33			
Population 25,764			
Candidate	Party	Status	Vote Percent
T. Nesom	Dem	Incumbent	N/A

District 34			
Population 35,897			
General Election			
Candidate	Party	Status	Vote Percent
G. Diaz	NP	Open Seat	18
M. Gorbaty	Rep	Open Seat	31.4
P. Nicosia	Dem	Open Seat	50.6

District 35			
Population 22,309			
Candidate	Party	Status	Vote Percent
J. Lemoine	Rep	Incumbent	N/A

District 36			
Population 35,654			
Candidate	Party	Status	Vote Percent
J. Lestage	Rep	Open Seat	N/A

District 37			
Population 10,132			
General Election			
Candidate	Party	Status	Vote Percent
B. Frazier	NP	Challenger	61.8
W. M. McKee	Dem	Incumbent	38.2

District 38			
Population 6,839			
Candidate	Party	Status	Vote Percent
J. Jones	Dem	Open Seat	N/A

District 39			
Population 9,091			
Candidate	Party	Status	Vote Percent
J. Jones	Dem	Incumbent	N/A

District 40*			
Population 45,924			
General Election			
Candidate	Party	Status	Vote Percent
G. Baloney	Dem	Challenger	19.4
T. Daley	NP	Incumbent	46.3
B. Dinvaut	Dem	Challenger	34.3

District 42			
Population 26,656			
General Election			
Candidate	Party	Status	Vote Percent
G. Evans	Dem	Challenger	52.4
R. Johnson	Dem	Incumbent	47.6

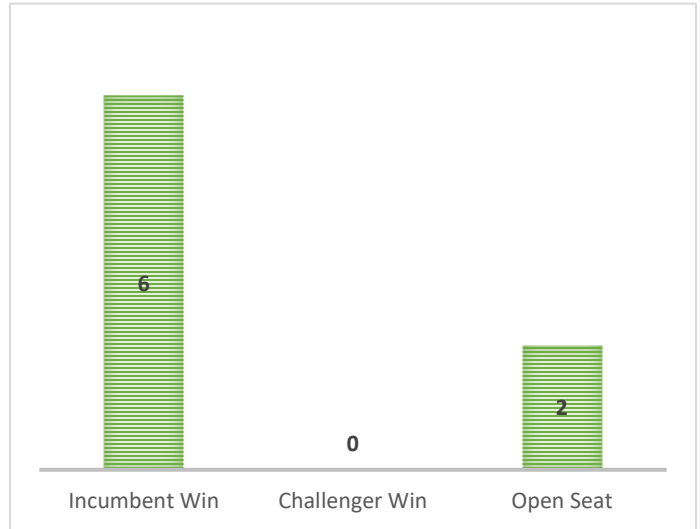
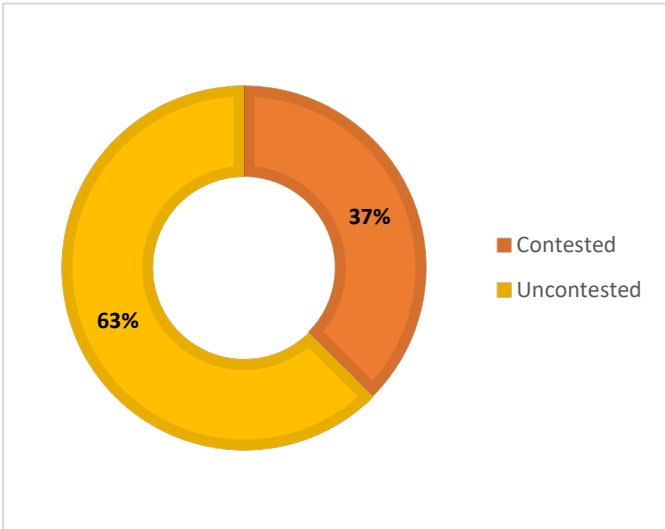
Orleans Parish			
Population 343,829			
Candidate	Party	Status	Vote Percent
L. Cannizzaro, Jr.	Dem	Incumbent	N/A

* Although Dinvaut lost the election, her opponent Daley dropped out of the race, leaving Dinvaut the elected DA.

District	Counties	District	Counties
1	Caddo	22	Washington, St. Tammany
2	Claiborne, Bienville, Jackson	23	Ascension, Assumption, St. James
3	Union, Lincoln	24	Jefferson
4	Ouachita, Morehouse	25	Plaquemines
5	West Carroll, Richland, Franklin	26	Webster, Bossier
6	East Carroll, Madison, Tensas	27	St. Landry
7	Catahoula, Concordia	28	LaSalle
8	Winn	29	St. Charles
9	Rapides	30	Vernon
10	Natchitoches	31	Jefferson Davis
11	Sabine	32	Terrbonne
12	Avoyelles	33	Allen, Simpson
13	Evangeline	34	St. Bernard
14	Calcasieu	35	Grant
15	Acadia, Lafayette, Vermillion	36	Beauregard
16	St. Martin, Iberia, St. Mary	37	Caldwell
17	Lafourche	38	Cameron
18	Pointe Coupee, West Baton Rouge, Iberville	39	Red River
19	East Baton Rouge	40	St. John the Baptist
20	West Feliciana, East Feliciana	42	De Soto
21	St. Helena, Livingston, Tangipahoa	Orleans Parish	Orleans

Maine

Maine elects 8 district attorneys in partisan elections. The district attorneys serve four year terms, and they preside over multi-county districts. The data in this report comes from the 2014 election.



District Overview

District 1			
Population 197,131			
Candidate	Party	Status	Vote Percent
K. Slattery	Dem	Incumbent	73.52

District 2			
Population 281,674			
Candidate	Party	Status	Vote Percent
S. Anderson	Rep	Incumbent	73.67

District 3			
Population 196,303			
Candidate	Party	Status	Vote Percent
A. Robinson	Dem	Open Seat	74.83

District 4			
Population 174,379			
General Election			
Candidate	Party	Status	Vote Percent
K. Sullivan	Ind	Challenger	27.23
M. Maloney	Dem	Incumbent	58.28

District 5			
Population 171,458			
Candidate	Party	Status	Vote Percent
C. Almy	Dem	Incumbent	77.48

District 6			
Population 148,272			
General Election			
Candidate	Party	Status	Vote Percent
D. Sinclair	Dem	Challenger	45.03
G. Rushlau	Rep	Incumbent	45.67

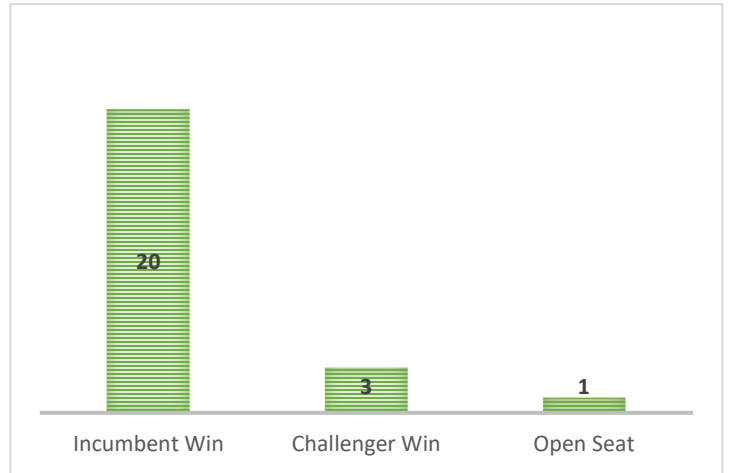
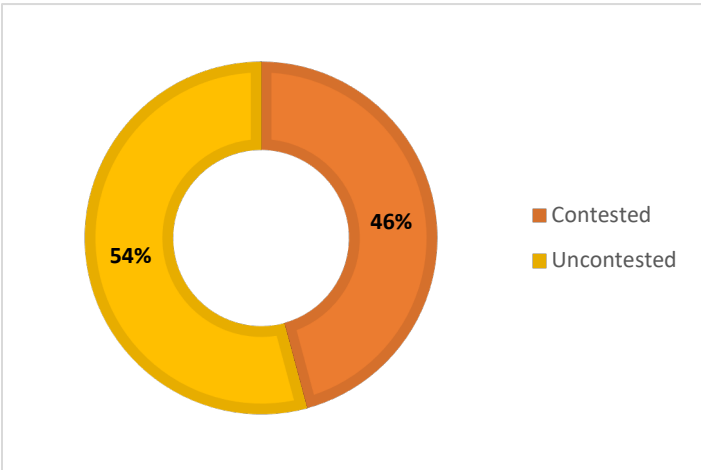
District 7			
Population 87,274			
Primary Election			
Candidate	Party	Status	Vote Percent
M. Foster	Rep	Open Seat	50
P. Cavanaugh	Rep	Open Seat	38
W. Entwisle	Dem	Open Seat	46
S. Juskewitch	Dem	Open Seat	36
General Election			
M. Foster	Rep	Open Seat	52.14
W. Entwisle	Dem	Open Seat	40.91

District 8			
Population 71,870			
Candidate	Party	Status	Vote Percent
T. Collins	Dem	Incumbent	79.14

District	Counties
1	York
2	Cumberland
3	Androscoggin, Franklin, Oxford
4	Kennebec, Somerset
5	Penobscot, Piscataquis
6	Knox, Lincoln, Sagadahoc, Waldo
7	Hancock, Washington
8	Aroostook

Maryland

Maryland elects 24 state's attorneys in partisan elections. The state's attorneys serve four year terms, and they preside over a single county. The city of Baltimore has its own state's attorney. The data in this report comes from the 2014 election.



District Overview

Allegany			
Population 75,087			
Candidate	Party	Status	Vote Percent
M. Twigg	Rep	Incumbent	99.37

Anne Arundel			
Population 537,656			
Primary Election			
Candidate	Party	Status	Vote Percent
W. Adams	Rep	Challenger	61.97
R. Simmons	Rep	Challenger	38.03
General Election			
A. Leitess	Dem	Incumbent	42.81
W. Adams	Rep	Challenger	57.12

Baltimore City			
Population 620,961			
Primary Election			
Candidate	Party	Status	Vote Percent
M. Mosby	Dem	Challenger	54.43
G. Bernstein	Dem	Incumbent	45.57

Baltimore County			
Population 805,029			
Candidate	Party	Status	Vote Percent
S. Shellenberger	Dem	Incumbent	98.4

Calvert			
Population 88,737			
Candidate	Party	Status	Vote Percent
L. Martin	Rep	Incumbent	99.41

Caroline			
Population 33,066			
Candidate	Party	Status	Vote Percent
J. Newell	Rep	Incumbent	100

Carroll			
Population 167,134			
Primary Election			
Candidate	Party	Status	Vote Percent
J. Barnes	Rep	Incumbent	45.74
B. DeLeonardo	Rep	Challenger	54.26

Cecil			
Population 101,108			
Primary Election			
Candidate	Party	Status	Vote Percent
M. Halter	Rep	Challenger	35.11
E. Rollins	Rep	Incumbent	64.89

Charles			
Population 146,551			
Candidate	Party	Status	Vote Percent
A. Covington	Dem	Incumbent	100

Dorchester			
Population 32,618			
Candidate	Party	Status	Vote Percent
W. Jone	Rep	Incumbent	100

Frederick			
Population 233,385			
Candidate	Party	Status	Vote Percent
T. Bear	Dem	Challenger	37.41
C. Smith	Rep	Incumbent	62.53

Garrett			
Population 30,097			
Candidate	Party	Status	Vote Percent
L. Thayer-Welch	Rep	Incumbent	98.43

Harford			
Population 244,826			
General Election			
Candidate	Party	Status	Vote Percent
S. Trostle	Dem	Challenger	27.01
J. Cassilly	Rep	Incumbent	72.92

Howard			
Population 287,085			
Primary Election			
Candidate	Party	Status	Vote Percent
D. Broccolino	Dem	Incumbent	68.95
R. Gibson	Dem	Challenger	31.05

Kent			
Population 20,197			
General Election			
Candidate	Party	Status	Vote Percent
A. Meehan	Dem	Open Seat	40.04
H. Murphy	Rep	Open Seat	59.96

Montgomery			
Population 971,777			
General Election			
Candidate	Party	Status	Vote Percent
J. McCarthy	Dem	Incumbent	69.12
D. Gaskill	Rep	Challenger	30.88

Prince George's			
Population 863,420			
Candidate	Party	Status	Vote Percent
A. Alsobrooks	Dem	Incumbent	99.58

Queen Anne's			
Population 47,798			
Candidate	Party	Status	Vote Percent
L. Richardson	Rep	Incumbent	99.4

Somerset			
Population 26,470			
Candidate	Party	Status	Vote Percent
D. Powell	Rep	Incumbent	100

St. Mary's			
Population 105,151			
General Election			
Candidate	Party	Status	Vote Percent
S. Mattingly	Dem	Challenger	39.57
R. Fritz	Rep	Incumbent	60.43

Talbot			
Population 37,782			
Candidate	Party	Status	Vote Percent
S. Patterson	Dem	Incumbent	98.9

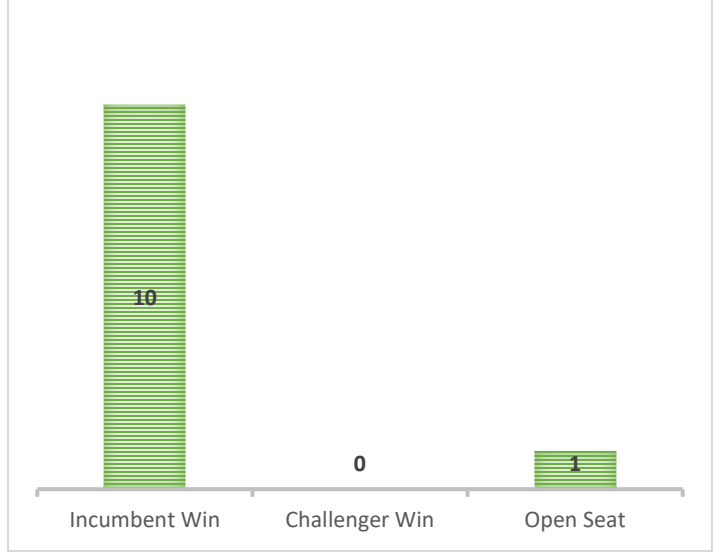
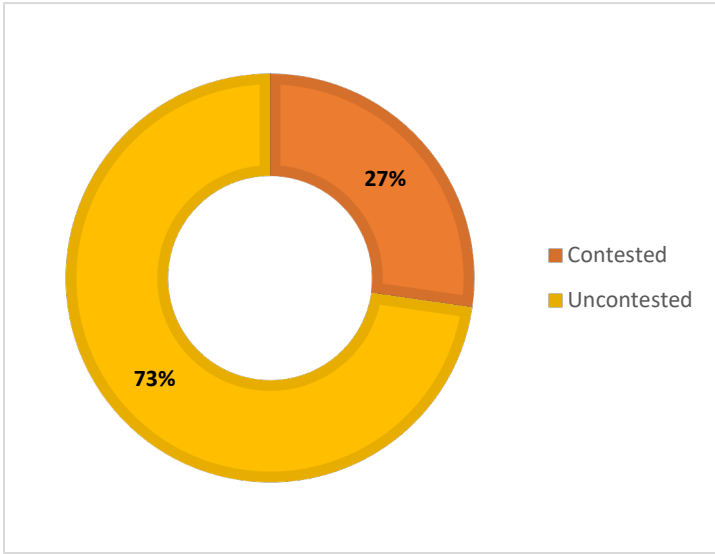
Washington			
Population 147,430			
Candidate	Party	Status	Vote Percent
C. Strong	Rep	Incumbent	99.36

Wicomico			
Population 98,733			
Candidate	Party	Status	Vote Percent
M. Maciarelo	Rep	Incumbent	100

Worcester			
Population 51,454			
General Election			
Candidate	Party	Status	Vote Percent
M. Farlow	Dem	Challenger	34.94
B. Oglesby	Rep	Incumbent	65.06

Massachusetts

Massachusetts elects 11 district attorneys in partisan elections. The district attorneys serve four year terms, and they preside over multi-county districts. The data in this report comes from the 2014 election.



District Overview

Berkshire			
Population 131,219			
Candidate	Party	Status	Vote Percent
D. Capeless	Dem	Incumbent	100

Bristol			
Population 548,285			
Candidate	Party	Status	Vote Percent
C.S. Sutter	Dem	Incumbent	99

Cape & Islands			
Population 212,595			
General Election			
Candidate	Party	Status	Vote Percent
M. O'Keefe	Rep	Incumbent	55.7
R. Barry	Dem	Challenger	44.3

Eastern			
Population 743,159			
Candidate	Party	Status	Vote Percent
J. Blodgett	Dem	Incumbent	100

Hampden			
Population 463,490			
Primary Election			
Candidate	Party	Status	Vote Percent
A. Gulluni	Dem	Open Seat	44.1
B. Vottero	Dem	Open Seat	27.9
S. Allyn	Dem	Open Seat	19.5
H. Etkin	Dem	Open Seat	8.4

Middlesex			
Population 1,503,085			
Primary Election			
Candidate	Party	Status	Vote Percent
M. Ryan	Dem	Incumbent	57.2
M. Sullivan	Dem	Challenger	42.6

Norfolk			
Population 670,850			
Candidate	Party	Status	Vote Percent
M. Morrissey	Dem	Incumbent	100

Northwestern			
Population 229,452			
Candidate	Party	Status	Vote Percent
D. Sullivan	Dem	Incumbent	100

Plymouth			
Population 494,919			
Candidate	Party	Status	Vote Percent
T. Cruz	Rep	Incumbent	100

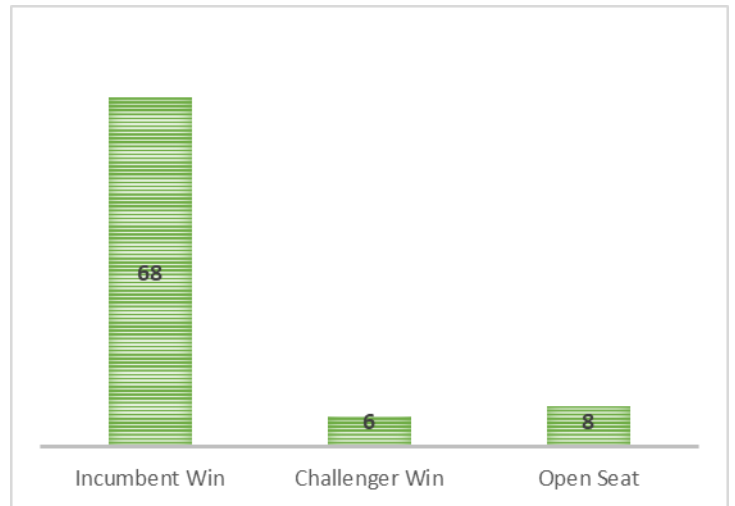
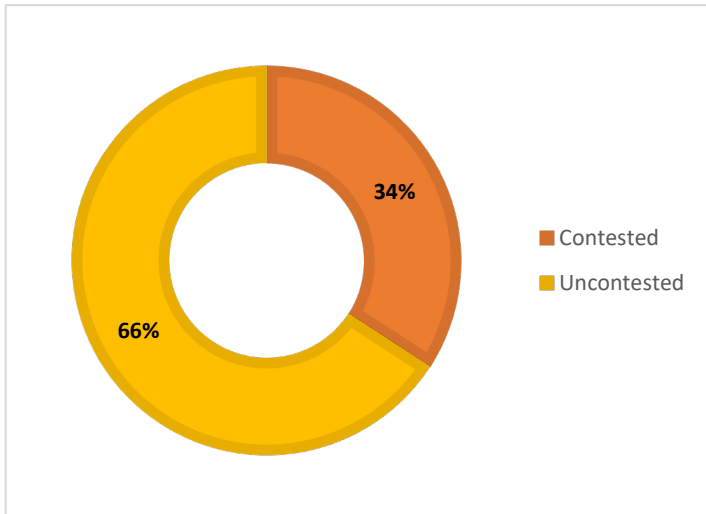
Suffolk			
Population 722,023			
Candidate	Party	Status	Vote Percent
D. Conley	Dem	Incumbent	100

Worcester			
Population 798,552			
Candidate	Party	Status	Vote Percent
J. Early Jr	Dem	Incumbent	100

District	Counties
Berkshire	Berkshire
Bristol	Bristol
Cape & Islands	Barnstable, Duke, Nantucket
Eastern	Eastern
Hampden	Hampden
Middlesex	Middlesex
Norfolk	Norfolk
Northwestern	Franklin (including town of Athol), Hampshire
Plymouth	Plymouth
Suffolk	Suffolk
Worcester	Worcester (excluding town of Athol)

Michigan

Michigan elects 83 prosecuting attorneys in partisan elections. The prosecuting attorneys serve four year terms, and they preside over a single county. Michigan does not require unopposed candidates to appear on the ballot in the primary election. The data in this report comes from elections held in 2016.



District Overview

Alcona Population 10,942			
Candidate	Party	Status	Vote Percent
T. Weichel	Rep	Incumbent	100

Alger Population 9,601			
Candidate	Party	Status	Vote Percent
K. Bahrman	Rep	Incumbent	100

Allegan Population 111,408			
Candidate	Party	Status	Vote Percent
R. Kengis	Rep	Open Seat	98.59

Alpena Population 29,598			
Candidate	Party	Status	Vote Percent
K.E. Black	Dem	Incumbent	97.6

Antrim			
Population 23,580			
Candidate	Party	Status	Vote Percent
J. Rossiter	Rep	Incumbent	98.65

Arenac			
Population 15,899			
Candidate	Party	Status	Vote Percent
C. Broughton	Dem	Incumbent	97.24

Baraga			
Population 8,860			
Candidate	Party	Status	Vote Percent
J. O'Leary	Rep	Incumbent	95.28

Barry			
Population 59,173			
Candidate	Party	Status	Vote Percent
J. Pratt	Rep	Incumbent	98.52

Bay			
Population 107,771			
Primary Election			
Candidate	Party	Status	Vote Percent
N. Borushko	Dem	Open Seat	52.86
M. Garske	Dem	Open Seat	47.14

Benzie			
Population 17,525			
Candidate	Party	Status	Vote Percent
S. Swanson	Rep	Open Seat	100

Berrien			
Population 156,813			
Candidate	Party	Status	Vote Percent
M. Sepic	Rep	Open Seat	100

Branch			
Population 45,248			
Candidate	Party	Status	Vote Percent
R. Kimble	Rep	Incumbent	100

Calhoun			
Population 136,146			
General Election			
Candidate	Party	Status	Vote Percent
D. Gilbert	Rep	Incumbent	59.82
E. Solis	Dem	Challenger	40.17

Cass			
Population 52,293			
Candidate	Party	Status	Vote Percent
V. Fitz	Rep	Incumbent	100

Charlevoix			
Population 25,949			
Candidate	Party	Status	Vote Percent
A. Telgenhof	Rep	Incumbent	98.24

Cheboygan			
Population 26,152			
Candidate	Party	Status	Vote Percent
D. Vizina	Dem	Incumbent	98.73

Chippewa			
Population 38,520			
Primary Election			
Candidate	Party	Status	Vote Percent
C. Malette	Rep	Challenger	42.67
R. Stratton	Rep	Challenger	56.74
General Election			
D. McShane	Dem	Incumbent	46.93
R. Stratton	Rep	Challenger	52.64

Clare			
Population 30,926			
Candidate	Party	Status	Vote Percent
M. Ambrozaitis	Rep	Incumbent	98.2

Clinton			
Population 75,382			
Primary Election			
Candidate	Party	Status	Vote Percent
C. Sherman	Rep	Incumbent	51.59
T. Spagnuolo	Rep	Challenger	48.4

Crawford			
Population 14,074			
Primary Election			
Candidate	Party	Status	Vote Percent
E. Ayers III	Rep	Incumbent	22.14
S. Koch	Rep	Challenger	42.07
D. Summerfield	Rep	Challenger	35.77

Delta			
Population 37,069			
Candidate	Party	Status	Vote Percent
P. Strom	NP	Incumbent	100

Dickinson			
Population 26,168			
Candidate	Party	Status	Vote Percent
L. Richards	Rep	Incumbent	98.33

Eaton			
Population 107,759			
General Election			
Candidate	Party	Status	Vote Percent
S. Freeman	Dem	Challenger	43.39
D. Lloyd	Rep	Incumbent	56.6

Emmet			
Population 32,694			
General Election			
Candidate	Party	Status	Vote Percent
S. Graham	Ind	Challenger	36.97
J. Linderman	Rep	Incumbent	62.8

Genesee			
Population 425,790			
Candidate	Party	Status	Vote Percent
D. Leyton	Dem	Incumbent	97.88

Gladwin			
Population 25,692			
Candidate	Party	Status	Vote Percent
A. Miller	Rep	Incumbent	98.86

Gogebic			
Population 16,427			
Candidate	Party	Status	Vote Percent
N. Jacobs	Dem	Incumbent	98.62

Grand Traverse			
Population 86,986			
Candidate	Party	Status	Vote Percent
R. Cooney	Rep	Incumbent	98.24

Gratiot			
Population 42,476			
Candidate	Party	Status	Vote Percent
K. Kushion	Rep	Incumbent	100

Hillsdale			
Population 46,688			
Candidate	Party	Status	Vote Percent
N. Brady	Rep	Incumbent	100

Houghton*			
Population 36,628			
General Election			
Candidate	Party	Status	Vote Percent
D. Edwards	Ind	Challenger	46.27
M. Makinen	Dem	Incumbent	53.4

Huron			
Population 33,118			
Candidate	Party	Status	Vote Percent
T. Rutkowski	NP	Incumbent	100

Ingham			
Population 280,895			
Primary Election			
Candidate	Party	Status	Vote Percent
T. English	Dem	Open Seat	19.14
B. Jackson	Dem	Open Seat	15.87
P. O'Keefe	Dem	Open Seat	21.9
C. Siemon	Dem	Open Seat	42.99
B. O'Berry	Rep	Open Seat	63.09
M. Stephens	Rep	Open Seat	36.75
General Election			
C. Siemon	Dem	Open Seat	58.53
B. O'Berry	Rep	Open Seat	41.27

Ionia			
Population 63,905			
Primary Election			
Candidate	Party	Status	Vote Percent
K. Butler	Rep	Incumbent	60.73
W. Downes	Rep	Challenger	39.12

Iosco			
Population 25,887			
General Election			
Candidate	Party	Status	Vote Percent
G. Rapp	NP	Challenger	55.64
J. Wainwright	NP	Incumbent	44.36

Iron			
Population 11,817			
Candidate	Party	Status	Vote Percent
M. Powell	Dem	Incumbent	100

* Candidate J. Cone ran unopposed in the Republican primary, but dropped out of the race before the general election.

Isabella			
Population 70,311			
Candidate	Party	Status	Vote Percent
R. Scully	Rep	Incumbent	100

Jackson			
Population 160,248			
General Election			
Candidate	Party	Status	Vote Percent
J. Jarzynka	Rep	Incumbent	57.1
W. Rappleeye	Dem	Challenger	42.52

Kalamazoo			
Population 250,331			
Primary Election			
Candidate	Party	Status	Vote Percent
J. Getting	Dem	Incumbent	65.63
E. Payne	Dem	Challenger	34.36
General Election			
J. Getting	Dem	Incumbent	61.77
D. Smith	Rep	Challenger	38.23

Kalkaska			
Population 17,153			
Candidate	Party	Status	Vote Percent
M. Perreault	Rep	Incumbent	100

Kent			
Population 602,622			
General Election			
Candidate	Party	Status	Vote Percent
C. Becker	Rep	Open Seat	58.28
A. Bryant	Dem	Open Seat	41.72

Keweenaw			
Population 2,156			
Candidate	Party	Status	Vote Percent
C. Miller	Dem	Open Seat	100

Lake			
Population 11,539			
General Election			
Candidate	Party	Status	Vote Percent
B. Barbier	Dem	Challenger	44.98
C. Cooper	Rep	Incumbent	55.01

Lapeer			
Population 88,319			
Primary Election			
Candidate	Party	Status	Vote Percent
T. Courser	Rep	Challenger	4.42
M. Sharkey	Rep	Challenger	59.82
T. Turkelson	Rep	Incumbent	35.74
General Election			
M. Sharkey	Rep	Challenger	71.76
P. Fulks	Dem	Challenger	28.23

Leelanau			
Population 21,708			
General Election			
Candidate	Party	Status	Vote Percent
J. Hubbell	Rep	Incumbent	67.97
J. Slocombe	NP	Challenger	31.76

Lenawee			
Population 99,892			
Primary Election			
Candidate	Party	Status	Vote Percent
R.B. Castleberry	Rep	Incumbent	77.34
R. Leon	Rep	Challenger	22.47

Livingston			
Population 180,967			
Primary Election			
Candidate	Party	Status	Vote Percent
C. Henry	Rep	Challenger	41.84
W. Vaillencourt	Rep	Incumbent	58.16

Luce			
Population 6,631			
Candidate	Party	Status	Vote Percent
J. Freed	Rep	Incumbent	100

Mackinac			
Population 11,113			
General Election			
Candidate	Party	Status	Vote Percent
K. Pelter	Dem	Challenger	46.66
J.S. Spencer	Rep	Incumbent	53.04

Macomb			
Population 840,978			
General Election			
Candidate	Party	Status	Vote Percent
E. Smith	Dem	Incumbent	61.6
M. Wrathell	Rep	Challenger	38.4

Manistee			
Population 24,733			
Candidate	Party	Status	Vote Percent
J. Haag	Rep	Open Seat	98.1

Marquette			
Population 67,077			
Candidate	Party	Status	Vote Percent
M. Wiese	Dem	Incumbent	100

Mason			
Population 28,705			
Candidate	Party	Status	Vote Percent
P. Spaniola	Dem	Incumbent	96.73

Mecosta			
Population 42,798			
Candidate	Party	Status	Vote Percent
B. Thiede	Rep	Incumbent	100

Menominee			
Population 24,029			
Candidate	Party	Status	Vote Percent
W. Merkel	NP	Incumbent	100

Midland			
Population 83,629			
Candidate	Party	Status	Vote Percent
J.D. Brooks	Rep	Incumbent	99.1

Missaukee			
Population 14,849			
General Election			
Candidate	Party	Status	Vote Percent
C. Harwell	NP	Challenger	22.09
M. Ransom	Rep	Incumbent	77.91

Monroe			
Population 152,021			
Candidate	Party	Status	Vote Percent
W. Nichols	Dem	Incumbent	97.14

Montcalm			
Population 63,342			
Candidate	Party	Status	Vote Percent
A. Krause	Rep	Incumbent	97.7

Montmorency			
Population 9,765			
Candidate	Party	Status	Vote Percent
V. Kunding	Rep	Incumbent	100

Muskegon			
Population 172,188			
General Election			
Candidate	Party	Status	Vote Percent
J. Greve	Ind	Challenger	20.94
D.J. Hilson	Dem	Incumbent	79.05

Newaygo			
Population 48,460			
Candidate	Party	Status	Vote Percent
R. Springstead	Rep	Incumbent	100

Oakland			
Population 1,202,362			
General Election			
Candidate	Party	Status	Vote Percent
S. Afton	Lib	Challenger	4.35
J. Cooper	Dem	Incumbent	50.49
M. Goetz	Rep	Challenger	45.02

Oceana			
Population 26,570			
Candidate	Party	Status	Vote Percent
J. Bizon	Rep	Incumbent	100

Ogemaw			
Population 21,699			
Candidate	Party	Status	Vote Percent
L. Schultz	Dem	Incumbent	97.11

Ontonagan			
Population 6,780			
Candidate	Party	Status	Vote Percent
M. Findlay	Dem	Incumbent	98.44

Osceola			
Population 23,528			
Candidate	Party	Status	Vote Percent
T. Thompson	Rep	Incumbent	100

Oscoda			
Population 8,640			
Candidate	Party	Status	Vote Percent
C. Morse-Bills	Rep	Incumbent	97.58

Otsego			
Population 24,164			
Primary Election			
Candidate	Party	Status	Vote Percent
M. Rola	Rep	Incumbent	48.4
B. Curran	Rep	Challenger	51.5

Ottawa			
Population 263,801			
Candidate	Party	Status	Vote Percent
R. Frantz	Rep	Incumbent	98.5

Presque Isle			
Population 13,376			
Primary Election			
Candidate	Party	Status	Vote Percent
M. Goodrich	Rep	Open Seat	44.43
K. Radzibon	Rep	Open Seat	55.53

Roscommon			
Population 24,449			
Candidate	Party	Status	Vote Percent
M. Jerrigan	Rep	Incumbent	N/A*

Saginaw			
Population 200,169			
Candidate	Party	Status	Vote Percent
J. McColgan	Dem	Incumbent	98.46

Sanilac			
Population 43,114			
Candidate	Party	Status	Vote Percent
J. Young	Rep	Incumbent	100

Schoolcraft			
Population 8,485			
Candidate	Party	Status	Vote Percent
T. Noble	Rep	Incumbent	96.79

* Unable to obtain election results from county clerk.

Shiawassee			
Population 70,648			
Candidate	Party	Status	Vote Percent
D. Finnegan	Rep	Incumbent	100

St. Clair			
Population 163,040			
Candidate	Party	Status	Vote Percent
M. Wendling	Rep	Incumbent	100

St. Joseph			
Population 61,295			
Candidate	Party	Status	Vote Percent
J. McDonough	Rep	Incumbent	98.34

Tuscola			
Population 55,729			
Candidate	Party	Status	Vote Percent
M. Reene	Rep	Incumbent	98.57

Van Buren			
Population 76,258			
Candidate	Party	Status	Vote Percent
M. Bedford	Rep	Incumbent	100

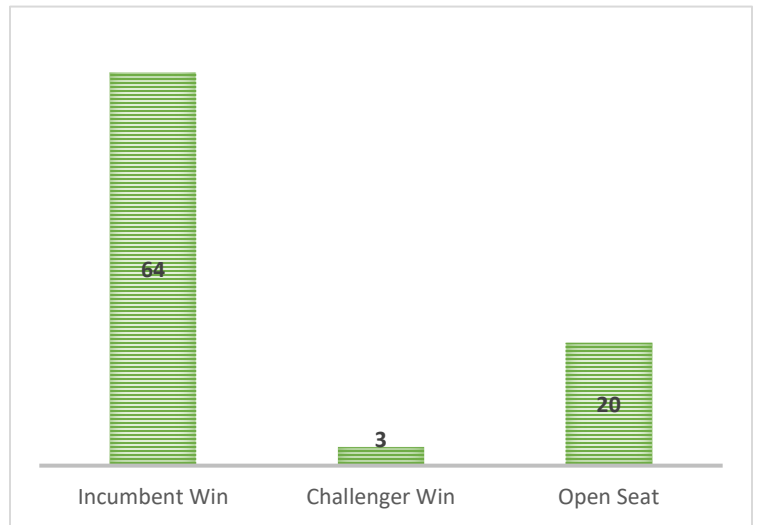
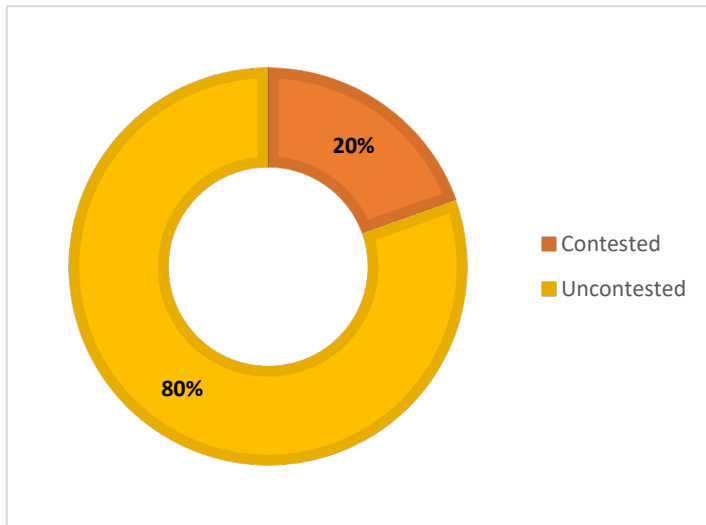
Washtenaw			
Population 344,791			
Candidate	Party	Status	Vote Percent
B. Mackie	Dem	Incumbent	98.87

Wayne			
Population 1,820,584			
General Election			
Candidate	Party	Status	Vote Percent
D. Afton	Ind	Challenger	15.77
K. Worthy	Dem	Incumbent	83.56

Wexford			
Population 32,735			
Primary Election			
Candidate	Party	Status	Vote Percent
A. Badovinac	Rep	Incumbent	43.06
J. Elmore	Rep	Challenger	56.93

Minnesota

Minnesota elects 87 county attorneys in nonpartisan elections. The county attorneys serve four year terms, and they preside over a single county. Minnesota does not hold primary elections if fewer than three candidates file for county attorney. The data in this report comes from the 2014 election.



District Overview

Aitkin			
Population 16,202			
Candidate	Party	Status	Vote Percent
J. Ratz	NP	Incumbent	99.28

Anoka			
Population 330,844			
Candidate	Party	Status	Vote Percent
A. Palumbo	NP	Incumbent	99.12

Becker			
Population 32,504			
Candidate	Party	Status	Vote Percent
G. Thilmoney	NP	Incumbent	99.41

Beltrami			
Population 44,442			
Primary Election			
Candidate	Party	Status	Vote Percent
D. Carter	NP	Open Seat	13.92
A. Claesson-Huseby	NP	Open Seat	58.52
D. Hanson	NP	Open Seat	27.56
General Election			
A. Claesson-Huseby	NP	Open Seat	51.84
D. Hanson	NP	Open Seat	48.01

Benton			
Population 38,451			
Candidate	Party	Status	Vote Percent
P. Miller	NP	Open Seat	99.33

Big Stone			
Population 5,269			
Candidate	Party	Status	Vote Percent
B. Watson	NP	Incumbent	100

Blue Earth			
Population 64,013			
Primary Election			
Candidate	Party	Status	Vote Percent
J. Birkholz	NP	Open Seat	30.21
K. Friedrichs	NP	Open Seat	22.25
P. McDermott	NP	Open Seat	47.54
General Election			
J. Birkholz	NP	Open Seat	46.95
P. McDermott	NP	Open Seat	52.59

Brown			
Population 25,893			
Candidate	Party	Status	Vote Percent
C. Hanson	NP	Open Seat	53.75
R. Hinnenthal	NP	Open Seat	46.13

Carlton			
Population 35,386			
Candidate	Party	Status	Vote Percent
D. Genereau	NP	Challenger	40.59
T. Pertler	NP	Incumbent	58.85

Carver			
Population 91,042			
Candidate	Party	Status	Vote Percent
M. Metz	NP	Incumbent	99.18

Cass Population 28,567			
Candidate	Party	Status	Vote Percent
C. Strandlie	NP	Open Seat	99.24

Chippewa Population 12,441			
Candidate	Party	Status	Vote Percent
D. Gilbertson	NP	Open Seat	99.69

Chisago Population 53,887			
Candidate	Party	Status	Vote Percent
J. Johnson	NP	Open Seat	41.44
J. Reiter	NP	Open Seat	58.31

Clay Population 58,999			
Candidate	Party	Status	Vote Percent
B. Melton	NP	Incumbent	99.09

Clearwater Population 8,695			
Candidate	Party	Status	Vote Percent
R. Mollin	NP	Incumbent	100

Cook Population 5,176			
Candidate	Party	Status	Vote Percent
M. Hicken	NP	Open Seat	98.03

Cottonwood Population 11,687			
Candidate	Party	Status	Vote Percent
N. Anderson	NP	Incumbent	99.37

Crow Wing Population 62,500			
Candidate	Party	Status	Vote Percent
D. Ryan	NP	Incumbent	99.09

Dakota Population 398,552			
Candidate	Party	Status	Vote Percent
J. Backstrom	NP	Incumbent	98.65

Dodge			
Population 20,087			
Candidate	Party	Status	Vote Percent
P. Kiltinen	NP	Incumbent	97.95

Douglas			
Population 36,009			
Candidate	Party	Status	Vote Percent
C. Larson	NP	Incumbent	99.37

Faribault			
Population 14,553			
Candidate	Party	Status	Vote Percent
T. Timmerman	NP	Incumbent	99.44

Fillmore			
Population 20,866			
Candidate	Party	Status	Vote Percent
B. Corson	NP	Incumbent	98.75

Freeborn			
Population 31,255			
Candidate	Party	Status	Vote Percent
C. Nelson	NP	Open Seat	98.26

Goodhue			
Population 46,183			
Candidate	Party	Status	Vote Percent
S. Betcher	NP	Incumbent	99.2

Grant			
Population 6,018			
Candidate	Party	Status	Vote Percent
J. Anderson	NP	Incumbent	98.18

Hennepin			
Population 1,152,425			
Candidate	Party	Status	Vote Percent
M. Freeman	NP	Incumbent	98.34

Houston			
Population 19,027			
Candidate	Party	Status	Vote Percent
S. Jandt	NP	Open Seat	99.27

Hubbard			
Population 20,428			
Candidate	Party	Status	Vote Percent
D. Dearstyne	NP	Incumbent	98.84

Isanti			
Population 37,816			
Candidate	Party	Status	Vote Percent
J. Edblad	NP	Incumbent	98.23

Itasca			
Population 45,058			
Primary Election			
Candidate	Party	Status	Vote Percent
J. Dimich	NP	Challenger	28.99
J. Muhar	NP	Incumbent	50.27
E. Tholen	NP	Challenger	20.73
General Election			
J. Dimich	NP	Challenger	42.37
J. Muhar	NP	Incumbent	57.28

Jackson			
Population 10,266			
General Election			
Candidate	Party	Status	Vote Percent
P. Elbert	NP	Open Seat	25.15
S. Haley	NP	Open Seat	74.82

Kanabec			
Population 16,239			
Candidate	Party	Status	Vote Percent
B. McFadden	NP	Incumbent	99.07

Kandiyohi			
Population 42,239			
Candidate	Party	Status	Vote Percent
S. Baker	NP	Incumbent	99.45

Kittson			
Population 4,552			
Candidate	Party	Status	Vote Percent
R. Malm	NP	Incumbent	98.99

Koochiching			
Population 13,311			
Candidate	Party	Status	Vote Percent
J. Naglosky	NP	Incumbent	98.98

Lac Qui Parle			
Population 7,259			
Candidate	Party	Status	Vote Percent
R. Stulz	NP	Incumbent	97.72

Lake			
Population 10,866			
Candidate	Party	Status	Vote Percent
L. Auron	NP	Incumbent	98.74

Lake of the Woods			
Population 4,045			
Candidate	Party	Status	Vote Percent
J. Austad	NP	Incumbent	99.54

LeSueur			
Population 27,703			
Candidate	Party	Status	Vote Percent
B. Christian	NP	Incumbent	99.38

Lincoln			
Population 5,896			
Candidate	Party	Status	Vote Percent
G. Petersen	NP	Incumbent	99.29

Lyon			
Population 25,857			
Candidate	Party	Status	Vote Percent
R. Maes	NP	Incumbent	98.87

Mahnomen			
Population 5,413			
Candidate	Party	Status	Vote Percent
D. Spalla	NP	Incumbent	98.8

Marshall			
Population 9,439			
Candidate	Party	Status	Vote Percent
D. Aandal	NP	Incumbent	99.12

Martin			
Population 20,840			
General Election			
Candidate	Party	Status	Vote Percent
M. Trushenski	NP	Challenger	30.22
T. Viesselman	NP	Incumbent	69.51

McLeod			
Population 36,651			
Candidate	Party	Status	Vote Percent
M. Junge	NP	Incumbent	98.6

Meeker			
Population 23,300			
General Election			
Candidate	Party	Status	Vote Percent
C. Miller	NP	Open Seat	28.96
B. Schiefelbein	NP	Open Seat	70.96

Mille Lacs			
Population 26,097			
Candidate	Party	Status	Vote Percent
M. Herzing	NP	Challenger	39.06
J. Jude	NP	Incumbent	25.56
J. Walsh	NP	Challenger	35.38
General Election			
M. Herzing	NP	Challenger	46.45
J. Walsh	NP	Challenger	53

Morrison			
Population 33,198			
Candidate	Party	Status	Vote Percent
B. Middendorf	NP	Incumbent	98.69

Mower			
Population 39,163			
Candidate	Party	Status	Vote Percent
K. Nelsen	NP	Incumbent	98.97

Murray			
Population 8,725			
Candidate	Party	Status	Vote Percent
T. Smith	NP	Open Seat	97.97

Nicollet			
Population 32,727			
Candidate	Party	Status	Vote Percent
M. Zehnder Fischer	NP	Incumbent	98.79

Nobles			
Population 21,378			
Candidate	Party	Status	Vote Percent
K. Kusz	NP	Incumbent	99.38

Norman			
Population 6,852			
General Election			
Candidate	Party	Status	Vote Percent
J. Brue	NP	Open Seat	58.26
C. Julin	NP	Open Seat	41.66

Olmsted			
Population 144,248			
Candidate	Party	Status	Vote Percent
M. Ostrem	NP	Incumbent	99.03

Otter Tail			
Population 57,303			
Candidate	Party	Status	Vote Percent
D. Hauser	NP	Incumbent	99.15

Pennington			
Population 13,930			
Candidate	Party	Status	Vote Percent
A. Rogalla	NP	Incumbent	100

Pine			
Population 29,750			
Candidate	Party	Status	Vote Percent
S. Cundy	NP	Open Seat	39.35
R. Frederickson	NP	Open Seat	60.34

Pipestone			
Population 9,596			
Candidate	Party	Status	Vote Percent
D. Sandy	NP	Open Seat	99.04

Polk			
Population 31,600			
Candidate	Party	Status	Vote Percent
G. Widseth	NP	Incumbent	97.96

Pope			
Population 10,995			
Candidate	Party	Status	Vote Percent
N. Nelson	NP	Incumbent	98.69

Ramsey			
Population 508,640			
Candidate	Party	Status	Vote Percent
J. Choi	NP	Incumbent	98.66

Red Lake			
Population 4,089			
Candidate	Party	Status	Vote Percent
M. LaCoursiere	NP	Open Seat	99.47

Redwood			
Population 16,059			
Candidate	Party	Status	Vote Percent
S. Collins	NP	Incumbent	98.57

Renville			
Population 15,730			
Candidate	Party	Status	Vote Percent
D. Torgelson	NP	Incumbent	99.21

Rice			
Population 64,142			
General Election			
Candidate	Party	Status	Vote Percent
G. P. Beaumaster	NP	Incumbent	42.59
J. Fossum	NP	Challenger	57.12

Rock			
Population 9,687			
Candidate	Party	Status	Vote Percent
D. Kloserbuer	NP	Incumbent	98.59

Roseau			
Population 15,629			
Candidate	Party	Status	Vote Percent
K. Foss	NP	Incumbent	98.09

Scott			
Population 129,928			
General Election			
Candidate	Party	Status	Vote Percent
R. Hocevar	NP	Open Seat	51.93
J. Terwedo	NP	Open Seat	47.56

Sherburne			
Population 88,499			
General Election			
Candidate	Party	Status	Vote Percent
K. Heaney	NP	Incumbent	64.43
D. Snyder	NP	Challenger	35.19

Sibley			
Population 15,226			
Candidate	Party	Status	Vote Percent
D. Schauer	NP	Incumbent	99.12

St. Louis			
Population 200,226			
Candidate	Party	Status	Vote Percent
M. Rubin	NP	Incumbent	99.1

Stearns			
Population 150,642			
General Election			
Candidate	Party	Status	Vote Percent
M. Hansen	NP	Challenger	37.39
J. Kendall	NP	Incumbent	62.37

Steele			
Population 36,576			
Candidate	Party	Status	Vote Percent
D. McIntosh	NP	Incumbent	99.44

Stevens			
Population 9,726			
Candidate	Party	Status	Vote Percent
A. Jordan	NP	Incumbent	99.08

Swift			
Population 9,783			
General Election			
Candidate	Party	Status	Vote Percent
R. Finke	NP	Incumbent	32.51
D. Olson	NP	Challenger	67.47

Todd			
Population 24,895			
Candidate	Party	Status	Vote Percent
C. Rasmussen	NP	Incumbent	97.94

Traverse			
Population 3,558			
Candidate	Party	Status	Vote Percent
M. Franzese	NP	Incumbent	98.61

Wabasha			
Population 21,676			
Candidate	Party	Status	Vote Percent
K. Kelly	NP	Open Seat	99.35

Wadena			
Population 13,843			
Candidate	Party	Status	Vote Percent
K. Ladd	NP	Incumbent	98.1

Waseca			
Population 19,136			
Candidate	Party	Status	Vote Percent
B. Miller	NP	Open Seat	98.57

Washington			
Population 238,136			
Candidate	Party	Status	Vote Percent
P. Orput	NP	Incumbent	99.17

Watowan			
Population 11,211			
Candidate	Party	Status	Vote Percent
S. Lindee	NP	Incumbent	99.13

Wilkin			
Population 6,576			
Candidate	Party	Status	Vote Percent
T. Fox	NP	Incumbent	97.89

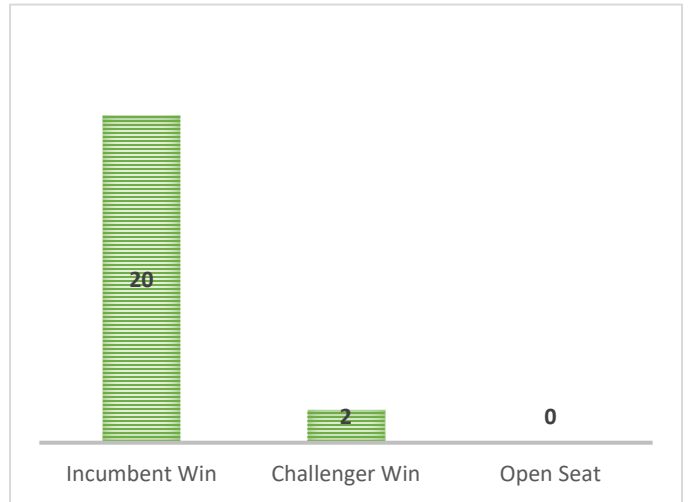
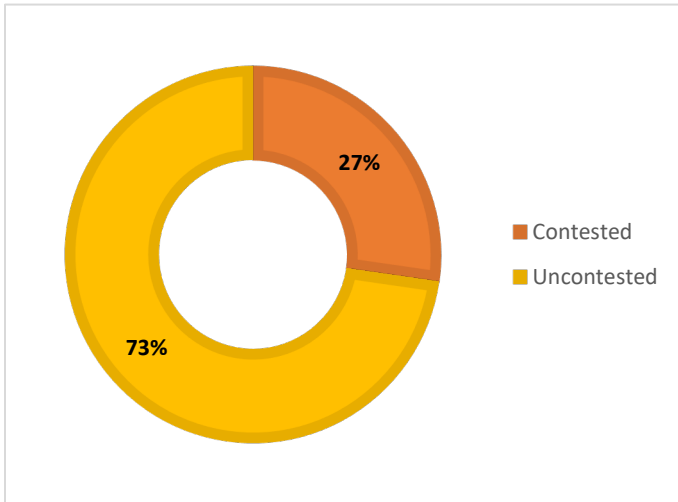
Winona			
Population 51,461			
Candidate	Party	Status	Vote Percent
K. Sonneman	NP	Incumbent	99.11

Wright			
Population 124,700			
Candidate	Party	Status	Vote Percent
T. Kelly	NP	Incumbent	99.22

Yellow Medicine			
Population 10,438			
Candidate	Party	Status	Vote Percent
K. Helgeson	NP	Incumbent	99.29

Mississippi

Mississippi elects 22 district attorneys in partisan elections. The district attorneys serve four year terms, and they preside over multi-county districts. Mississippi does not require unopposed candidates to appear on the ballot in the primary election. The data in this report comes from the 2015 election.



District Overview

District 1			
Population 255,183			
Primary Election			
Candidate	Party	Status	Vote Percent
A. Bullard	Dem	Challenger	56.57
P. Gault	Dem	Challenger	43.43
General Election			
A. Bullard	Dem	Challenger	44.9
J. Weddle	Rep	Incumbent	55

District 2			
Population 248,820			
Candidate	Party	Status	Vote Percent
J. Smith	Rep	Incumbent	100

District 3			
Population 174,944			
Candidate	Party	Status	Vote Percent
B. Creekmore	Dem	Incumbent	100

District 4			
Population 112,904			
Candidate	Party	Status	Vote Percent
W. Richardson	Dem	Incumbent	100

District 5			
Population 100,990			
Candidate	Party	Status	Vote Percent
D. Evans	Dem	Incumbent	100

District 6			
Population 63,424			
Candidate	Party	Status	Vote Percent
R. Harper	Dem	Incumbent	100

District 7			
Population 245,285			
Primary Election			
Candidate	Party	Status	Vote Percent
R. Smith	Dem	Incumbent	70.9
S. Alexander	Dem	Challenger	29.1

District 8			
Population 103,465			
General Election			
Candidate	Party	Status	Vote Percent
T. McCaughn	Rep	Challenger	48
M. Duncan	Dem	Incumbent	52

District 9			
Population 55,095			
Candidate	Party	Status	Vote Percent
R. Smith	Dem	Incumbent	100

District 10			
Population 128,196			
Candidate	Party	Status	Vote Percent
E. Mitchell	Dem	Incumbent	100

District 11			
Population 79,297			
Primary Election			
Candidate	Party	Status	Vote Percent
B. Mitchell	Dem	Incumbent	74.57
D. Felton	Dem	Challenger	25.43

District 12			
Population 87,184			
Candidate	Party	Status	Vote Percent
P. Burchell	Rep	Incumbent	100

District 13			
Population 80,624			
General Election			
Candidate	Party	Status	Vote Percent
M. Sullivan	Dem	Challenger	58
D. Jones	Rep	Incumbent	34
W. McNair	Ind	Challenger	8.5

District 14			
Population 90,716			
Candidate	Party	Status	Vote Percent
D. Bates	Dem	Incumbent	100

District 15			
Population 163,996			
Candidate	Party	Status	Vote Percent
H. Kittrell	Rep	Incumbent	100

District 16			
Population 139,629			
General Election			
Candidate	Party	Status	Vote Percent
S. Colom	Dem	Challenger	54
F. Allgood	Ind	Incumbent	46

District 17			
Population 252,901			
Candidate	Party	Status	Vote Percent
J. Champion	Dem	Incumbent	100

District 18			
Population 67,761			
Candidate	Party	Status	Vote Percent
A. Buckley	Rep	Incumbent	100

District 19			
Population 176,646			
Candidate	Party	Status	Vote Percent
A. Lawrence	Rep	Incumbent	100

District 20			
Population 236,820			
Candidate	Party	Status	Vote Percent
M. Guest	Rep	Incumbent	100

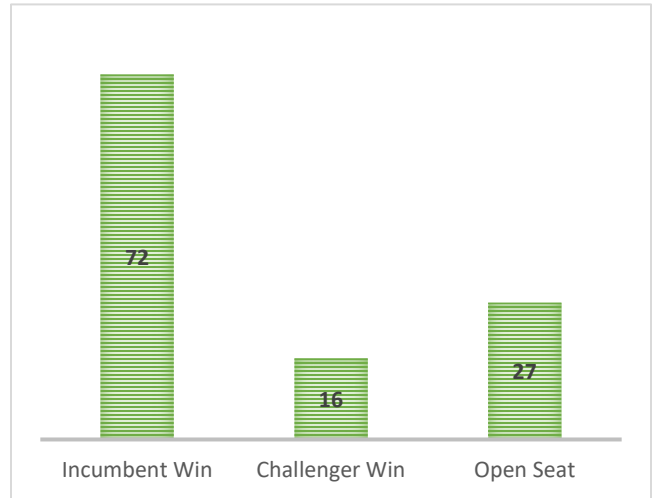
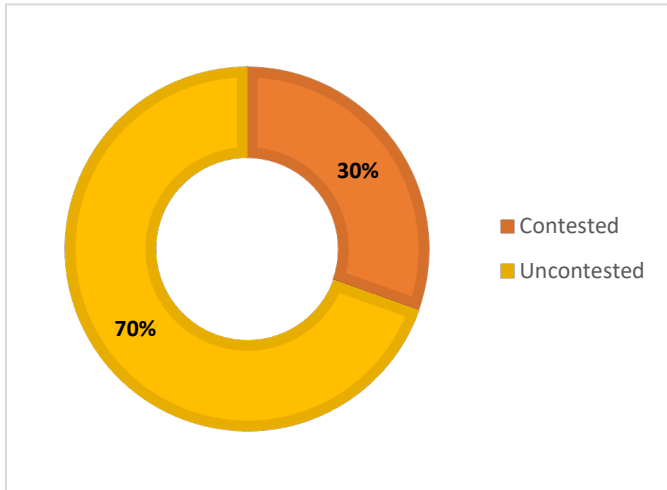
District 21			
Population 56,638			
Candidate	Party	Status	Vote Percent
A. Oliver	Dem	Incumbent	100

District 22			
Population 46,779			
Candidate	Party	Status	Vote Percent
A. Martin	Dem	Incumbent	100

District	Counties
1	Alcorn, Itawamba, Lee, Monroe, Pontotoc, Prentiss, Tishomingo
2	Hancock, Harrison, Stone
3	Benton, Calhoun, Chickasaw, Lafayette, Marshall, Tippah, Union
4	Leflore, Sunflower, Washington
5	Attala, Carroll, Choctaw, Grenada, Montgomery, Webster, Winston
6	Adams, Amite, Franklin, Wilkinson
7	Hinds
8	Leake, Neshoba, Newton, Scott
9	Issaquena, Sharkey, Warren
10	Clarke, Kemper, Lauderdale, Wayne
11	Bolivar, Coahoma, Quitman, Tunica
12	Forrest, Perry
13	Covington, Jasper, Simpson, Smith
14	Lincoln, Pike, Walthall
15	Jefferson Davis, Lamar, Lawrence, Marion, Pearl River
16	Clay, Lowndes, Noxubee, Okitbbeh
17	Desoto, Panola, Tallahatchie, Tate, Yalobusha
18	Jones
19	George, Greene, Jackson
20	Madison, Rankin
21	Holmes, Humphreys, Yazoo
22	Claiborne, Copiah, Jefferson

Missouri

Missouri elects 115 prosecuting attorneys in partisan elections. The prosecuting attorneys serve four year terms, and they preside over a single county. The city of St. Louis has its own circuit attorney. The data in this report comes from elections held in 2014 and 2016. In those election cycles, two counties—Sullivan County and Worth County—did not have a single candidate run for prosecuting attorney.



District Overview

Adair Population 25,607			
Candidate	Party	Status	Vote Percent
M. Wilson	Dem	Incumbent	98.25

Andrew Population 17,291			
Candidate	Party	Status	Vote Percent
S. Stevenson	Rep	Incumbent	100

Atchison Population 5,685			
Candidate	Party	Status	Vote Percent
B. Hurst	Ind	Open Seat	100

Audrain Population 25,529			
Candidate	Party	Status	Vote Percent
J. Shellabarger	Dem	Incumbent	98

Barry Population 35,597			
-----------------------------------	--	--	--

Primary Election			
Candidate	Party	Status	Vote Percent
S. Dunker	Rep	Open Seat	18.27
M. Weatherman	Rep	Open Seat	20.03
A. Boxx	Rep	Open Seat	61.7

Barton Population 12,402			
Candidate	Party	Status	Vote Percent
S. Kaderly	Dem	Incumbent	N/A*

Bates Population 17,049			
Candidate	Party	Status	Vote Percent
H. Jenkins	Dem	Incumbent	96.87

Benton Population 19,056			
Candidate	Party	Status	Vote Percent
K. Woodley	Rep	Incumbent	98.48

Bollinger Population 12,363			
Primary Election			
Candidate	Party	Status	Vote Percent
S. Gray	Rep	Incumbent	36.32
H. Robins	Rep	Challenger	63.68

Boone Population 162,642			
Candidate	Party	Status	Vote Percent
D. Knight	Dem	Incumbent	100

Buchanan Population 89,201			
Candidate	Party	Status	Vote Percent
D. Scroggins, Jr.	Dem	Incumbent	97.15

Butler Population 42,794			
Candidate	Party	Status	Vote Percent
K. Barbour	Rep	Incumbent	98.79

* Unable to obtain election results from county clerk.

Caldwell			
Population 9,424			
Candidate	Party	Status	Vote Percent
B. Kopek	Rep	Incumbent	98.58

Callaway			
Population 44,332			
Candidate	Party	Status	Vote Percent
C. Wilson	Rep	Incumbent	98.85

Camden			
Population 44,002			
Primary Election			
Candidate	Party	Status	Vote Percent
C. Bradbury	Rep	Challenger	30.95
B. Keedy	Rep	Incumbent	19.59
M. Gilley	Rep	Challenger	49.45

Cape Girardeau			
Population 75,674			
Candidate	Party	Status	Vote Percent
C. Limbaugh	Rep	Incumbent	98.32

Carroll			
Population 9,295			
Candidate	Party	Status	Vote Percent
C. Brown	Dem	Incumbent	97.24

Carter			
Population 6,265			
Candidate	Party	Status	Vote Percent
E. Richardson	Dem	Incumbent	100

Cass			
Population 99,478			
General Election			
Candidate	Party	Status	Vote Percent
B. Butler	Rep	Challenger	52.8
T. Hensley	Dem	Incumbent	47.14

Cedar			
Population 13,982			
Primary Election			
Candidate	Party	Status	Vote Percent
R. Breshears	Rep	Open Seat	47.72
T. Gaither	Rep	Open Seat	52.28

Chariton			
Population 7,831			
General Election			
Candidate	Party	Status	Vote Percent
R. Wheeler	Ind	Open Seat	50.52
B. Scheiderer	Rep	Open Seat	49.31

Christian			
Population 77,422			
Candidate	Party	Status	Vote Percent
A. Fite	Rep	Incumbent	98.99

Clark*			
Population 7,139			
Primary Election			
Candidate	Party	Status	Vote Percent
J. Moon	Dem	Incumbent	100
General Election			
H. Conger	Rep	Challenger	100

Clay			
Population 221,939			
Candidate	Party	Status	Vote Percent
D. White	Dem	Incumbent	96.04

Clinton			
Population 20,743			
Candidate	Party	Status	Vote Percent
J. Gagnon	Dem	Incumbent	98.07

Cole			
Population 75,990			
General Election			
Candidate	Party	Status	Vote Percent
A. Gandhi	Ind	Challenger	44.12
M. Richardson	Rep	Incumbent	55.67

Cooper			
Population 17,601			
Candidate	Party	Status	Vote Percent
D. Abele	Rep	Incumbent	98.64

* Candidate J. Moon dropped out of the race prior to the general election

Crawford			
Population 24,696			
General Election			
Candidate	Party	Status	Vote Percent
W. Seay	Dem	Challenger	32.74
J. Howald	Rep	Incumbent	67.14

Dade			
Population 7,883			
Candidate	Party	Status	Vote Percent
G. Troxell	Rep	Incumbent	98.72

Dallas			
Population 16,777			
Primary Election			
Candidate	Party	Status	Vote Percent
J. Baker	Rep	Challenger	37.5
A. Mead	Rep	Challenger	24.64
B. Viets	Rep	Incumbent	37.89

Daviess			
Population 8,433			
Candidate	Party	Status	Vote Percent
A. Gibson	Dem	Incumbent	97.01

DeKalb			
Population 12,892			
Candidate	Party	Status	Vote Percent
E. Tate	Dem	Incumbent	98.01

Dent			
Population 15,657			
Candidate	Party	Status	Vote Percent
A. Curley	Rep	Incumbent	98.64

Douglas			
Population 13,684			
Candidate	Party	Status	Vote Percent
C. Wade	Rep	Open Seat	98.8

Dunklin			
Population 31,953			
Primary Election			
Candidate	Party	Status	Vote Percent
J. McCormick	Dem	Challenger	54.02
S. Sokoloff	Dem	Incumbent	45.98

Franklin			
Population 101,492			
Candidate	Party	Status	Vote Percent
R. Parks	Rep	Incumbent	97.9

Gasconade			
Population 15,222			
Candidate	Party	Status	Vote Percent
M. Weston	Rep	Open Seat	100

Gentry			
Population 6,738			
Candidate	Party	Status	Vote Percent
D. Parman	Rep	Open Seat	99.29

Greene			
Population 275,174			
Candidate	Party	Status	Vote Percent
D. Patterson	Rep	Incumbent	97.33

Grundy			
Population 10,261			
General Election			
Candidate	Party	Status	Vote Percent
C. Stallings	Dem	Incumbent	35.36
C. Lamm-Clark	Rep	Challenger	64.44

Harrison			
Population 8,957			
Primary Election			
Candidate	Party	Status	Vote Percent
N. Easton	Rep	Open Seat	39.33
R. Turner	Rep	Open Seat	60.67

Henry			
Population 22,272			
Primary Election			
Candidate	Party	Status	Vote Percent
Z. Maggi	Dem	Challenger	45.76
R. Shields	Dem	Incumbent	54.24

Hickory			
Population 9,627			
Candidate	Party	Status	Vote Percent
M. Brown	Rep	Open Seat	99.32

Holt			
Population 4,912			
Candidate	Party	Status	Vote Percent
R. Shepherd	Rep	Incumbent	98.46

Howard			
Population 10,144			
General Election			
Candidate	Party	Status	Vote Percent
S. Murrell	Dem	Challenger	54.23
D. Riekhof	Rep	Incumbent	45.74

Howell			
Population 40,400			
Candidate	Party	Status	Vote Percent
M. Hutchings	Rep	Incumbent	100

Iron			
Population 10,630			
Primary Election			
Candidate	Party	Status	Vote Percent
B. Parker	Dem	Incumbent	53.9
M. Randazzo	Dem	Challenger	46.1

Jackson			
Population 674,158			
Candidate	Party	Status	Vote Percent
J. Baker	Dem	Incumbent	96.65

Jasper			
Population 117,404			
Candidate	Party	Status	Vote Percent
D. Dankelson	Rep	Incumbent	98.16

Jefferson			
Population 218,733			
Candidate	Party	Status	Vote Percent
F. Wegge	Dem	Incumbent	100

Johnson			
Population 52,595			
Primary Election			
Candidate	Party	Status	Vote Percent
R. Russell	Rep	Challenger	68.3
L. Stopyy	Rep	Incumbent	31.7

Knox*			
Population 4,131			
Primary Election			
Candidate	Party	Status	Vote Percent
J. Ahern	Dem	Open Seat	100
General Election			
J. Fortney	Rep	Open Seat	99

Laclede			
Population 35,571			
Candidate	Party	Status	Vote Percent
J. Morris	Rep	Incumbent	98.89

Lafayette			
Population 33,381			
Primary Election			
Candidate	Party	Status	Vote Percent
J. Taylor	Dem	Open Seat	42.16
K. Hilbrenner	Dem	Open Seat	57.84
General Election			
K. Hilbrenner	Dem	Open Seat	55.03
C. Perry Jr.	Rep	Open Seat	44.73

Lawrence			
Population 38,634			
Candidate	Party	Status	Vote Percent
A. Trotter	Rep	Incumbent	98.83

Lewis			
Population 10,211			
Candidate	Party	Status	Vote Percent
J. DeCoster	Dem	Incumbent	100

Lincoln			
Population 52,566			
Candidate	Party	Status	Vote Percent
L. Askey	Dem	Incumbent	95.29

Linn			
Population 12,761			
Candidate	Party	Status	Vote Percent
T. Carlson	Dem	Incumbent	96.43

* Candidate J. Ahern dropped out of the race prior to the general election.

Livingston			
Population 15,195			
Candidate	Party	Status	Vote Percent
A. Warren	Rep	Incumbent	98.9

Macon			
Population 15,566			
Candidate	Party	Status	Vote Percent
J. Meisner	Dem	Incumbent	100

Madison			
Population 12,226			
General Election			
Candidate	Party	Status	Vote Percent
J. Cox	Dem	Challenger	34.97
M. Robbins	Rep	Incumbent	64.96

Maries			
Population 9,176			
General Election			
Candidate	Party	Status	Vote Percent
T. Schwartz	Dem	Incumbent	51.77
A. Skouby	Rep	Challenger	48.15

Marion			
Population 28,781			
Candidate	Party	Status	Vote Percent
D. Clayton	Dem	Open Seat	98.56

McDonald			
Population 23,083			
Candidate	Party	Status	Vote Percent
B. Dobbs	Rep	Open Seat	97.63

Mercer			
Population 3,785			
Candidate	Party	Status	Vote Percent
J. Young	Rep	Incumbent	86.72

Miller			
Population 24,748			
Primary Election			
Candidate	Party	Status	Vote Percent
M. Howard	Rep	Incumbent	37.03
B. Winfrey	Rep	Challenger	62.96

Mississippi			
Population 14,358			
Candidate	Party	Status	Vote Percent
D. Cann	Dem	Incumbent	N/A*

Moniteau			
Population 15,607			
Candidate	Party	Status	Vote Percent
S. Healea	Rep	Incumbent	100

Monroe			
Population 8,840			
Candidate	Party	Status	Vote Percent
T. Kendrick	Dem	Incumbent	98.31

Montgomery			
Population 12,236			
Candidate	Party	Status	Vote Percent
N. Carroz	Rep	Open Seat	100

Morgan			
Population 20,565			
Candidate	Party	Status	Vote Percent
D. Dunklee	Dem	Incumbent	100

New Madrid			
Population 18,956			
Candidate	Party	Status	Vote Percent
A. Lawson	Dem	Open Seat	98.85

Newton			
Population 58,114			
Candidate	Party	Status	Vote Percent
J. Skouby	Rep	Incumbent	98.83

Nodaway			
Population 23,370			
Candidate	Party	Status	Vote Percent
B. Rice	Rep	Incumbent	97.53

Oregon			
Population 10,881			
Candidate	Party	Status	Vote Percent
J. Crask	Dem	Open Seat	98.5

* Unable to obtain election results from county clerk.

Osage			
Population 13,878			
Candidate	Party	Status	Vote Percent
A. Grellner	Dem	Incumbent	98.94

Ozark			
Population 9,723			
General Election			
Candidate	Party	Status	Vote Percent
T. Cline	Rep	Incumbent	68.66
L. McKinney	Dem	Challenger	31.26

Pemiscot			
Population 18,296			
Candidate	Party	Status	Vote Percent
J. Lytle	Dem	Open Seat	98.95

Perry			
Population 18,971			
Candidate	Party	Status	Vote Percent
T. Hoeh	Rep	Incumbent	98.87

Pettis			
Population 42,201			
Primary Election			
Candidate	Party	Status	Vote Percent
M. McNeal	Rep	Open Seat	17.66
A. Rehmer	Rep	Open Seat	21.12
P. Sawyer	Rep	Open Seat	35.22
K. Tanner	Rep	Open Seat	25.96

Phelps			
Population 45,156			
Primary Election			
Candidate	Party	Status	Vote Percent
B. Shockley	Rep	Open Seat	31.02
B. Fox	Rep	Open Seat	68.98

Pike			
Population 18,516			
Candidate	Party	Status	Vote Percent
M. Fisher	Dem	Incumbent	98.44

Platte			
Population 89,322			
Candidate	Party	Status	Vote Percent
E. Zahnd	Rep	Incumbent	97.63

Polk			
Population 31,137			
Candidate	Party	Status	Vote Percent
K. Ashlock	Rep	Incumbent	98.78

Pulaski			
Population 52,274			
General Election			
Candidate	Party	Status	Vote Percent
K. Hillman	Rep	Incumbent	81.82
W. Gifford	Dem	Challenger	18.01

Putnam			
Population 4,979			
Candidate	Party	Status	Vote Percent
T. Keedy	Rep	Incumbent	99.08

Ralls			
Population 10,167			
Candidate	Party	Status	Vote Percent
R. Rodenbaugh	Dem	Incumbent	98.21

Randolph			
Population 25,414			
General Election			
Candidate	Party	Status	Vote Percent
M. Fusselman	Rep	Incumbent	55.53
C. Thornburg	Dem	Challenger	44.39

Ray			
Population 23,494			
General Election			
Candidate	Party	Status	Vote Percent
C. Johnston	Rep	Challenger	59.89
D. Rogers	Dem	Incumbent	40.03

Reynolds			
Population 6,696			
Primary Election			
Candidate	Party	Status	Vote Percent
B. Thompson	Dem	Challenger	67.43
R. Johnson	Dem	Incumbent	32.56

Ripley			
Population 14,100			
Candidate	Party	Status	Vote Percent
C. Miller	Dem	Open Seat	100

Saline			
Population 23,370			
Candidate	Party	Status	Vote Percent
D. Stouffer	Dem	Incumbent	98.68

Schuyler			
Population 4,431			
Candidate	Party	Status	Vote Percent
L. Gravett	Dem	Open Seat	99.52

Scotland			
Population 4,843			
General Election			
Candidate	Party	Status	Vote Percent
K. Nicoli	Dem	Incumbent	68.64
A. Wilson	Rep	Challenger	31.35

Scott			
Population 39,191			
Candidate	Party	Status	Vote Percent
P. Boyd	Dem	Incumbent	97.55

Shannon			
Population 8,441			
Candidate	Party	Status	Vote Percent
J. Brumble	Dem	Incumbent	100

Shelby			
Population 6,373			
Candidate	Party	Status	Vote Percent
J. Force	Dem	Incumbent	98.53

St. Charles			
Population 360,485			
Candidate	Party	Status	Vote Percent
T. Lohmar	Rep	Open Seat	98.35

St. Clair			
Population 9,805			
Candidate	Party	Status	Vote Percent
J. Jones	Rep	Open Seat	100

St. Francois			
Population 65,359			
Candidate	Party	Status	Vote Percent
J. Mahurin	Dem	Open Seat	95.54

St. Louis County			
Population 998,954			
Primary Election			
Candidate	Party	Status	Vote Percent
L. Broadnax	Dem	Challenger	28.64
B. McCulloch	Dem	Incumbent	71.36

St. Louis City			
Population 319,294			
Primary Election			
Candidate	Party	Status	Vote Percent
K. Gardner	Dem	Open Seat	46.6
M. Carl	Dem	Open Seat	23.58
P. Hamacher	Dem	Open Seat	16.52
S. Harmon	Dem	Open Seat	13.29

Ste. Genevieve			
Population 18,145			
Candidate	Party	Status	Vote Percent
C. Kinsky	Dem	Incumbent	97.36

Stoddard			
Population 29,968			
Candidate	Party	Status	Vote Percent
R. Oliver	Rep	Incumbent	98.31

Stone			
Population 32,202			
Candidate	Party	Status	Vote Percent
M. Selby	Rep	Incumbent	99.02

Sullivan*			
Population 6,714			
Candidate	Party	Status	Vote Percent
N/A	N/A	Open Seat	N/A

Taney†			
Population 51,675			
Candidate	Party	Status	Vote Percent
J. Merrell	Rep	Incumbent	N/A

* No candidate ran for local prosecutor. N. Keedy was subsequently appointed to fill the office.

† Unable to obtain election results from county clerk.

Texas			
Population 26,008			
Primary Election			
Candidate	Party	Status	Vote Percent
P. Stevens Jr.	Rep	Challenger	66.89
M. Anderson	Rep	Incumbent	31.1

Vernon*			
Population 21,159			
Primary Election			
Candidate	Party	Status	Vote Percent
D. Dunfield	Rep	Challenger	100
General Election			
B. McInroy	Rep	Challenger	80.24
L. Ewing	Dem	Incumbent	19.75

Warren			
Population 32,513			
Primary Election			
Candidate	Party	Status	Vote Percent
J. Bartlett	Rep	Incumbent	38.25
K. King	Rep	Challenger	61.75

Washington			
Population 25,195			
Candidate	Party	Status	Vote Percent
J. Hedgecorth	Dem	Incumbent	97.28

Wayne			
Population 13,521			
Primary Election			
Candidate	Party	Status	Vote Percent
R. Ramshur	Dem	Incumbent	40.89
M. Jackson	Dem	Challenger	59.11

Webster			
Population 36,202			
Primary Election			
Candidate	Party	Status	Vote Percent
B. Berkstresser	Rep	Challenger	50.3
D. Padgett	Rep	Incumbent	49.7

* Candidate D. Dunfield ran unopposed in the Republican primary. He was later removed from the general ballot for failing to disclose a 1996 conviction when he ran for office.

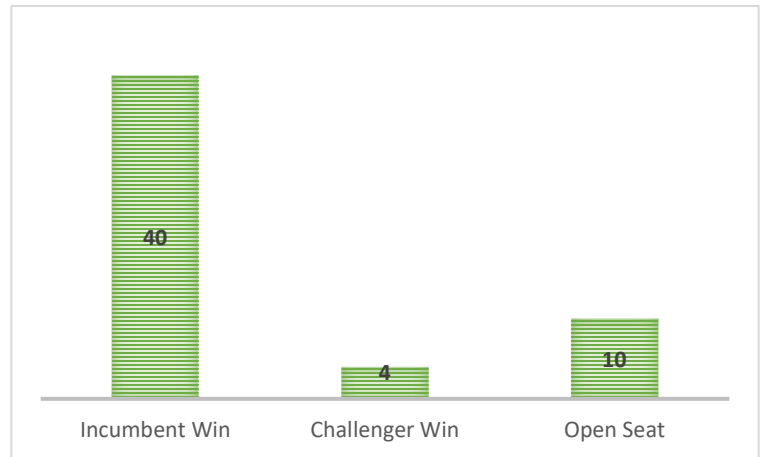
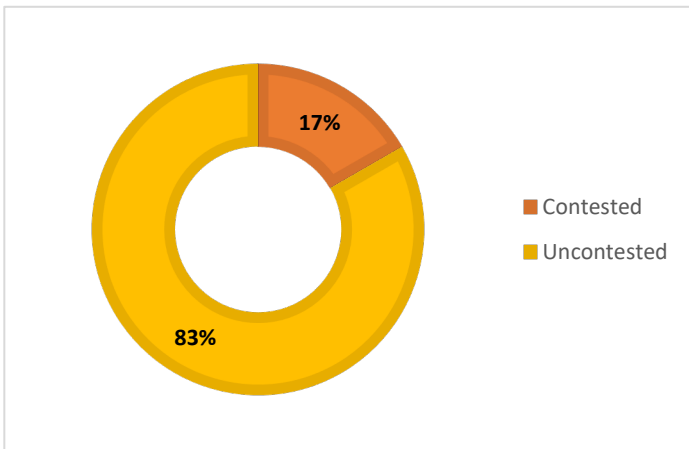
Worth*			
Population 2,171			
Candidate	Party	Status	Vote Percent
N/A	N/A	Open Seat	N/A

Wright			
Population 18,815			
Candidate	Party	Status	Vote Percent
J. MacPherson	Rep	Incumbent	97.57

* No candidate ran for local prosecutor. D. Baird was appointed to fill the office.

Montana

Montana leaves the decision whether to elect local prosecutors attorneys to the counties; and it also allows counties decide whether to hold partisan or nonpartisan elections. Montana elects 54 of its 56 county attorneys, and approximately two thirds of those county attorneys are elected in partisan elections. Two counties in Montana—Carter County and Petroleum County—have chosen to appoint their prosecutors. Carter County shares its County Attorney with a nearby county, Fallon County. But while the Fallon County Attorney stands for election, the position of County Attorney does not appear on the Carter County ballot. All appointed county attorneys serve “at the pleasure” of the county commissioners. The elected county attorneys serve four year terms. Montana allows local officials to decide whether to hold a non-partisan primary elections if fewer than three candidates file for county attorney. The data in this report comes from the 2014 election.



District Overview

Beaverhead			
Population 9,246			
Candidate	Party	Status	Vote Percent
J. Fitch	Ind	Incumbent	100

Big Horn			
Population 12,865			
General Election			
Candidate	Party	Status	Vote Percent
G. Harris	NP	Open Seat	58
R. Schoppe	NP	Open Seat	42

Blaine			
Population 6,491			
Candidate	Party	Status	Vote Percent
K. Harwood	Dem	Open Seat	100

Broadwater			
Population 5,612			
General Election			
Candidate	Party	Status	Vote Percent
J. Morris	NP	Open Seat	21
C. Swanson	NP	Open Seat	79

Carbon			
Population 10,078			
Candidate	Party	Status	Vote Percent
A. Nixon	NP	Incumbent	100

Cascade			
Population 81,327			
Candidate	Party	Status	Vote Percent
J. Parker	Dem	Incumbent	100

Chouteau			
Population 5,813			
Candidate	Party	Status	Vote Percent
S. Gannon	Rep	Incumbent	100

Custer			
Population 11,699			
Candidate	Party	Status	Vote Percent
W. Glade	NP	Incumbent	62
J. Oja	NP	Challenger	38

Daniels			
Population 1,751			
Candidate	Party	Status	Vote Percent
K. Hoversland	Rep	Incumbent	100

Dawson			
Population 8,966			
Candidate	Party	Status	Vote Percent
O. Norlin-Rieger	Rep	Incumbent	100

Deer Lodge			
Population 9,298			
Candidate	Party	Status	Vote Percent
B. Krakowka	NP	Incumbent	100

Fallon			
Population 2,890			
Primary Election			
Candidate	Party	Status	Vote Percent
A. Batterman	Rep	Incumbent	34
D. Pankratz	Rep	Challenger	66

Fergus			
Population 11,586			
Candidate	Party	Status	Vote Percent
T. Meissner	NP	Incumbent	100

Flathead			
Population 90,928			
Candidate	Party	Status	Vote Percent
E. Corrigan	Rep	Incumbent	100

Gallatin			
Population 89,513			
Candidate	Party	Status	Vote Percent
M. Lambert	Rep	Incumbent	100

Garfield			
Population 1,206			
Candidate	Party	Status	Vote Percent
G. Ryder	NP	Incumbent	100

Glacier			
Population 13,399			
Candidate	Party	Status	Vote Percent
C. Berkram	Dem	Incumbent	100

Golden Valley			
Population 884			
Candidate	Party	Status	Vote Percent
K. Sipe	Ind	Open Seat	100

Granite			
Population 3,079			
Candidate	Party	Status	Vote Percent
B. Bradshaw	Rep	Incumbent	100

Hill			
Population 16,096			
Candidate	Party	Status	Vote Percent
G. Dahl	Dem	Incumbent	100

Jefferson			
Population 11,406			
General Election			
Candidate	Party	Status	Vote Percent
S. Haddon	NP	Incumbent	57
E. Inman	NP	Challenger	43

Judith Basin			
Population 2,072			
General Election			
Candidate	Party	Status	Vote Percent
H. Perry	Rep	Challenger	61
M. Westveer	Dem	Incumbent	39

Lake			
Population 28,746			
Primary Election			
Candidate	Party	Status	Vote Percent
S. Eschenbacher	Rep	Challenger	53
M. Young	Rep	Incumbent	47

Lewis and Clark			
Population 63,395			
Candidate	Party	Status	Vote Percent
L. Gallagher	Dem	Incumbent	100

Liberty			
Population 2,339			
Candidate	Party	Status	Vote Percent
H. Brown	Ind	Incumbent	100

Lincoln			
Population 19,867			
Candidate	Party	Status	Vote Percent
B. Cassidy	NP	Incumbent	100

Madison			
Population 7,691			
Candidate	Party	Status	Vote Percent
C. Christensen	NP	Incumbent	100

McCone			
Population 1,734			
General Election			
Candidate	Party	Status	Vote Percent
J. Hrubes	Rep	Challenger	75
K. Link	Dem	Incumbent	25

Meagher			
Population 1,891			
Candidate	Party	Status	Vote Percent
K. Deschene	Rep	Incumbent	100

Mineral			
Population 4,223			
Candidate	Party	Status	Vote Percent
M. Boris	Rep	Incumbent	100

Missoula			
Population 109,299			
Candidate	Party	Status	Vote Percent
K. Pabst	Dem	Open Seat	100

Musselshell			
Population 4,538			
Candidate	Party	Status	Vote Percent
K. Sipe	Ind	Open Seat	100

Park			
Population 15,636			
General Election			
Candidate	Party	Status	Vote Percent
B. Becker	NP	Open Seat	51
K. Carrick	NP	Open Seat	49

Phillips			
Population 4,253			
Candidate	Party	Status	Vote Percent
E. Amestoy	Rep	Incumbent	100

Pondera			
Population 6,153			
Candidate	Party	Status	Vote Percent
M. Ries	Rep	Incumbent	100

Powder River			
Population 1,743			
Candidate	Party	Status	Vote Percent
J. Noble	Rep	Incumbent	100

Powell			
Population 7,027			
Candidate	Party	Status	Vote Percent
L. Smith	Rep	Incumbent	100

Prairie			
Population 1,179			
Candidate	Party	Status	Vote Percent
D. Rice	Rep	Open Seat	100

Ravalli			
Population 40,212			
Candidate	Party	Status	Vote Percent
B. Fulbright	Rep	Incumbent	100

Richland			
Population 9,746			
Candidate	Party	Status	Vote Percent
M. Weber	Dem	Incumbent	100

Roosevelt			
Population 10,425			
Candidate	Party	Status	Vote Percent
R. Patch	NP	Incumbent	100

Rosebud			
Population 9,233			
Candidate	Party	Status	Vote Percent
C. K. White	Rep	Incumbent	100

Sanders			
Population 11,413			
Candidate	Party	Status	Vote Percent
R. Zimmerman	NP	Incumbent	100

Sheridan			
Population 3,384			
Candidate	Party	Status	Vote Percent
B. Fosland	Rep	Incumbent	100

Silver Bow			
Population 34,200			
Candidate	Party	Status	Vote Percent
E. Joyce	NP	Incumbent	100

Stillwater			
Population 9,117			
Candidate	Party	Status	Vote Percent
N. Rohde	Rep	Open Seat	100

Sweet Grass			
Population 3,651			
Candidate	Party	Status	Vote Percent
P. Dringman	Rep	Incumbent	100

Teton			
Population 6,073			
Candidate	Party	Status	Vote Percent
J. Coble	Rep	Incumbent	100

Toole			
Population 5,324			
Candidate	Party	Status	Vote Percent
M. Raph	Rep	Incumbent	100

Treasure			
Population 718			
Candidate	Party	Status	Vote Percent
H. Schantz	Rep	Open Seat	100

Valley			
Population 7,369			
Candidate	Party	Status	Vote Percent
N. Murnion	NP	Incumbent	100

Wheatland			
Population 2,168			
Candidate	Party	Status	Vote Percent
L. Hickman	Rep	Incumbent	100

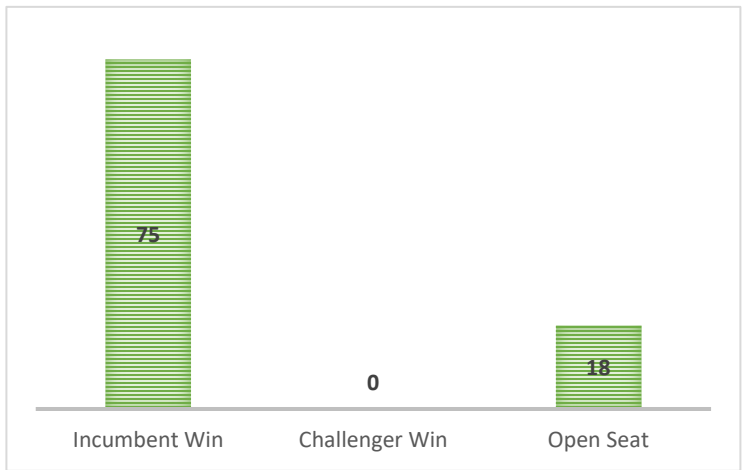
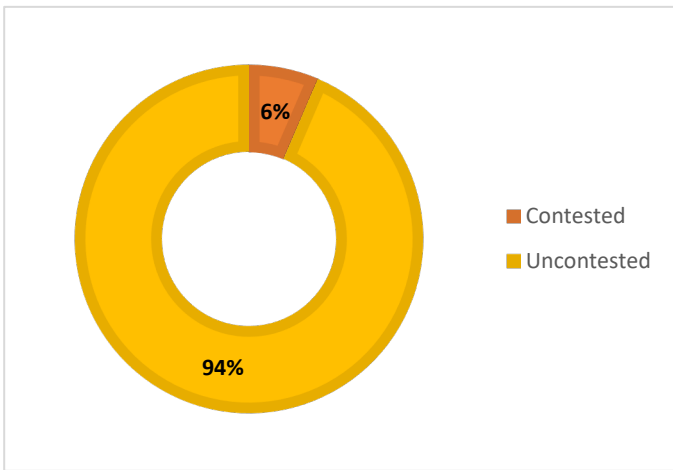
Wibaux			
Population 1,017			
Candidate	Party	Status	Vote Percent
R. Efta	Dem	Incumbent	100

Yellowstone			
Population 147,972			
Candidate	Party	Status	Vote Percent
S. Twito	Rep	Incumbent	100

*Carter and Petroleum counties appointed their District Attorneys

Nebraska

Nebraska elects its 93 county attorneys in partisan elections. The county attorneys serve four year terms, and they preside over a single county. Nebraska does not require unopposed candidates to appear on the ballot in the primary election. The data in this report comes from the elections held in 2014. In those election cycles, six counties—Arthur County, Grant County, Hooker County, Keya Paha County, Logan County, and McPherson County—did not have a single candidate run for county attorney. One more county—Hayes County—did not have any candidate for county attorney on the ballot, but a write in candidate ended up garnering 18 votes and thus winning the position.



District Overview

Adams			
Population 31,364			
Candidate	Party	Status	Vote Percent
D. Daiss	Rep	Incumbent	97.51

Antelope			
Population 6,685			
Candidate	Party	Status	Vote Percent
J. Abler	Rep	Incumbent	98.78

Arthur*			
Population 460			
Candidate	Party	Status	Vote Percent
N/A	N/A	Open Seat	N/A

* No candidate ran for local prosecutor, and so R. Roberts was appointed to fill the office.

Banner			
Population 690			
Candidate	Party	Status	Vote Percent
J. Zimmerman	Rep	Incumbent	99.58

Blaine			
Population 478			
Candidate	Party	Status	Vote Percent
G. Clark	Rep	Incumbent	N/A*

Boone			
Population 5,505			
Candidate	Party	Status	Vote Percent
J. Ely	Dem	Open Seat	98

Box Butte			
Population 11,308			
Candidate	Party	Status	Vote Percent
K. Hutchinson	Rep	Incumbent	N/A†

Boyd			
Population 2,099			
Candidate	Party	Status	Vote Percent
A. Boettcher	Rep	Incumbent	98.4

Brown			
Population 3,145			
Candidate	Party	Status	Vote Percent
D. Streich	Rep	Incumbent	N/A‡

Buffalo			
Population 46,102			
Candidate	Party	Status	Vote Percent
S. Eatherton	Rep	Incumbent	99

Burt			
Population 6,858			
Candidate	Party	Status	Vote Percent
F. Barron	Rep	Open Seat	N/A§

Butler			
Population 8,395			
Candidate	Party	Status	Vote Percent
J. Reiter	Rep	Incumbent	98.33

* Unable to obtain election results from county clerk.

† Unable to obtain election results from county clerk.

‡ Unable to obtain election results from county clerk.

§ Unable to obtain election results from county clerk.

Cass			
Population 25,241			
Candidate	Party	Status	Vote Percent
N. Cox	Rep	Incumbent	98.04

Cedar			
Population 8,852			
Candidate	Party	Status	Vote Percent
G. Hirschbach	Rep	Incumbent	99

Chase			
Population 3,966			
Candidate	Party	Status	Vote Percent
A. Wine	Rep	Incumbent	69

Cherry			
Population 5,713			
Candidate	Party	Status	Vote Percent
E. Scott	Rep	Incumbent	95.83

Cheyenne			
Population 9,998			
Candidate	Party	Status	Vote Percent
P. Schaub	Rep	Incumbent	52

Clay			
Population 6,542			
Candidate	Party	Status	Vote Percent
T. Griess	Rep	Incumbent	72.82

Colfax			
Population 10,515			
Candidate	Party	Status	Vote Percent
D. Kracl	Dem	Incumbent	99.16

Cuming			
Population 9,139			
Candidate	Party	Status	Vote Percent
D. Bracht	Rep	Incumbent	99.97

Custer			
Population 10,939			
Candidate	Party	Status	Vote Percent
S. Bowers	Rep	Incumbent	98.95

Dakota			
Population 21,006			
Primary Election			
Candidate	Party	Status	Vote Percent
K. Watson	Dem	Incumbent	56.67
J. Loos	Dem	Challenger	43.33

Dawes			
Population 9,182			
Candidate	Party	Status	Vote Percent
V. Haug	Rep	Incumbent	98.60

Dawson			
Population 24,326			
Candidate	Party	Status	Vote Percent
E. Waterman	Rep	Incumbent	98.60

Deuel			
Population 1,941			
Primary Election			
Candidate	Party	Status	Vote Percent
J. Jay	Rep	Open Seat	51
J. Stellar	Rep	Open Seat	49

Dixon			
Population 6,000			
Candidate	Party	Status	Vote Percent
L. Miner	Rep	Incumbent	98.96

Dodge			
Population 36,691			
Candidate	Party	Status	Vote Percent
O. Glass	Rep	Incumbent	98.93

Douglas			
Population 517,110			
General Election			
Candidate	Party	Status	Vote Percent
D. Kleine	Dem	Incumbent	64.99
C. Garman	Rep	Challenger	34.81

Dundy			
Population 2,008			
Candidate	Party	Status	Vote Percent
G. Burke	Rep	Incumbent	N/A*

* Unable to obtain election results from county clerk.

Fillmore			
Population 5,890			
Candidate	Party	Status	Vote Percent
J. Cunningham	Rep	Incumbent	96.65

Franklin			
Population 3,225			
Candidate	Party	Status	Vote Percent
H. Schenker	Rep	Open Seat	98.45

Frontier			
Population 2,756			
Candidate	Party	Status	Vote Percent
J. Schroeder	Rep	Incumbent	96.50

Furnas			
Population 4,959			
Candidate	Party	Status	Vote Percent
T. Patterson	Rep	Incumbent	100

Gage			
Population 22,311			
Candidate	Party	Status	Vote Percent
R. Harris	Rep	Incumbent	98.63

Garden			
Population 2,057			
Candidate	Party	Status	Vote Percent
P. Pierce	Rep	Incumbent	97.37

Garfield			
Population 2,049			
Candidate	Party	Status	Vote Percent
D. Crandall	Rep	Incumbent	94.66

Gosper			
Population 2,044			
Candidate	Party	Status	Vote Percent
T. Wilson	Rep	Incumbent	99.23

Grant*			
Population 614			
Candidate	Party	Status	Vote Percent
N/A	N/A	Open Seat	N/A

* No candidate ran for local prosecutor, and so T. Curtiss was appointed to fill the office.

Greeley			
Population 2,538			
Primary Election			
Candidate	Party	Status	Vote Percent
C. Bassett	Dem	Incumbent	68.31
B. Hanson	Dem	Challenger	31.69

Hall			
Population 58,607			
Candidate	Party	Status	Vote Percent
M. Young	Rep	Open Seat	98.82

Hamilton			
Population 9,124			
Candidate	Party	Status	Vote Percent
M. Powell	Rep	Incumbent	100

Harlan			
Population 3,423			
Candidate	Party	Status	Vote Percent
B. McQuay	Rep	Incumbent	98

Hayes			
Population 967			
Candidate	Party	Status	Vote Percent
D. Garner	Rep	Open Seat	N/A*

Hitchcock			
Population 2,908			
Candidate	Party	Status	Vote Percent
D. Garner	Rep	Open Seat	100

Holt			
Population 10,435			
Primary Election			
Candidate	Party	Status	Vote Percent
B. Kelly	Rep	Open Seat	75.80
T. Herzog	Rep	Open Seat	24.20

Hooker[†]			
Population 736			
Candidate	Party	Status	Vote Percent
N/A	N/A	Open Seat	N/A

* D. Garner did not appear on the ballot, but was instead elected as a write-in candidate.

† No candidate ran for local prosecutor, and so G. Vinton was appointed to fill the office.

Howard			
Population 6,274			
Candidate	Party	Status	Vote Percent
D. Schroeder	Rep	Incumbent	100

Jefferson			
Population 7,547			
Candidate	Party	Status	Vote Percent
L. Bauer	Rep	Incumbent	N/A*

Johnson			
Population 5,217			
Candidate	Party	Status	Vote Percent
J. Smith	Rep	Incumbent	99.25

Kearney			
Population 6,489			
Candidate	Party	Status	Vote Percent
M. Bellamy	Rep	Incumbent	100

Keith			
Population 8,368			
Candidate	Party	Status	Vote Percent
R. Fair	Rep	Incumbent	97.82

Keya Paha†			
Population 824			
Candidate	Party	Status	Vote Percent
N/A	N/A	Open Seat	N/A

Kimball			
Population 3,821			
Candidate	Party	Status	Vote Percent
D. Wilson	Rep	Incumbent	98.17

Knox			
Population 8,701			
Candidate	Party	Status	Vote Percent
J. Thomas	Rep	Incumbent	97.33

Lancaster			
Population 285,407			
Candidate	Party	Status	Vote Percent
J. Kelly	Rep	Incumbent	97.91

* Unable to obtain election results from county clerk.

† No candidate ran for local prosecutor, and so E. Scott was appointed to fill the office.

Lincoln			
Population 36,288			
Candidate	Party	Status	Vote Percent
R. Harling	Rep	Incumbent	98.35

Logan*			
Population 763			
Candidate	Party	Status	Vote Percent
N/A	N/A	Open Seat	N/A

Loup			
Population 632			
Candidate	Party	Status	Vote Percent
J. White	Rep	Incumbent	79.15

Madison			
Population 34,876			
Candidate	Party	Status	Vote Percent
J. Smith	Rep	Incumbent	98.58

McPherson[†]			
Population 539			
Candidate	Party	Status	Vote Percent
N/A	N/A	Open Seat	N/A

Merrick			
Population 7,845			
Candidate	Party	Status	Vote Percent
L. Homolka	Rep	Incumbent	100

Morrill			
Population 5,042			
Candidate	Party	Status	Vote Percent
T. Rodak	Rep	Incumbent	97.85

Nance			
Population 3,735			
Candidate	Party	Status	Vote Percent
R. Wetovick	Rep	Incumbent	98.18

Nemaha			
Population 7,248			
Candidate	Party	Status	Vote Percent
L. Ligouri	Rep	Incumbent	97.94

* No candidate ran for local prosecutor, and so S. Vinton was appointed to fill the office.

† No candidate ran for local prosecutor, and so T. Brouillette was appointed to fill the office.

Nuckolls			
Population 4,500			
Candidate	Party	Status	Vote Percent
T. Schmidt	Dem	Incumbent	95.21

Otoe			
Population 15,470			
Candidate	Party	Status	Vote Percent
D. Partsch	Rep	Incumbent	98.12

Pawnee			
Population 2,773			
Candidate	Party	Status	Vote Percent
J. Ladman	Dem	Incumbent	100

Perkins			
Population 2,970			
Candidate	Party	Status	Vote Percent
R. Roberts	Rep	Incumbent	98.22

Phelps			
Population 9,188			
Candidate	Party	Status	Vote Percent
M. Henry	Rep	Incumbent	99.33

Pierce			
Population 7,266			
Candidate	Party	Status	Vote Percent
V. Luebbe	Rep	Incumbent	99.62

Platte			
Population 32,237			
Candidate	Party	Status	Vote Percent
C. Hart	Dem	Incumbent	98.08

Polk			
Population 5,406			
Candidate	Party	Status	Vote Percent
R. Colling	Rep	Incumbent	100

Red Willow			
Population 11,055			
Candidate	Party	Status	Vote Percent
P. Wood	Rep	Incumbent	100

Richardson			
Population 8,363			
Candidate	Party	Status	Vote Percent
D. Merz	Dem	Incumbent	95.87

Rock			
Population 1,526			
Candidate	Party	Status	Vote Percent
A. Gurnsey	Rep	Incumbent	N/A*

Saline			
Population 14,200			
Candidate	Party	Status	Vote Percent
T. Eickman	Dem	Incumbent	97.82

Sarpy			
Population 158,840			
Candidate	Party	Status	Vote Percent
L. Polikov	Rep	Incumbent	97.83

Saunders			
Population 20,780			
Primary Election			
Candidate	Party	Status	Vote Percent
S. Twohig	Rep	Open Seat	66.62
S. Tinglehoff	Rep	Open Seat	33.35

Scotts Bluff			
Population 36,970			
Candidate	Party	Status	Vote Percent
D. Eubanks	Dem	Incumbent	100

Seward			
Population 16,750			
Candidate	Party	Status	Vote Percent
W. Elston	Rep	Incumbent	N/A†

Sheridan			
Population 5,469			
Candidate	Party	Status	Vote Percent
J. Simmons	Rep	Incumbent	99

Sherman			
Population 3,152			
Candidate	Party	Status	Vote Percent
H. Sikyta	Rep	Incumbent	67.82

* Unable to obtain election results from county clerk.

† Unable to obtain election results from county clerk.

Sioux			
Population 1,311			
Candidate	Party	Status	Vote Percent
J. Edmund	Rep	Incumbent	97.5

Stanton			
Population 6,129			
Candidate	Party	Status	Vote Percent
B. Lampli	Rep	Incumbent	100

Thayer			
Population 5,228			
Candidate	Party	Status	Vote Percent
D. Werner	Rep	Incumbent	100

Thomas			
Population 647			
Candidate	Party	Status	Vote Percent
W. Arganbright	Rep	Incumbent	98

Thurston			
Population 6,940			
Candidate	Party	Status	Vote Percent
L. Ubbinga	Dem	Open Seat	100

Valley			
Population 4,260			
Candidate	Party	Status	Vote Percent
B. Hanson	Rep	Open Seat	100

Washington			
Population 20,234			
Candidate	Party	Status	Vote Percent
S. Schaaf	Rep	Open Seat	98.63

Wayne			
Population 9,595			
Candidate	Party	Status	Vote Percent
M. Pieper	Rep	Incumbent	100

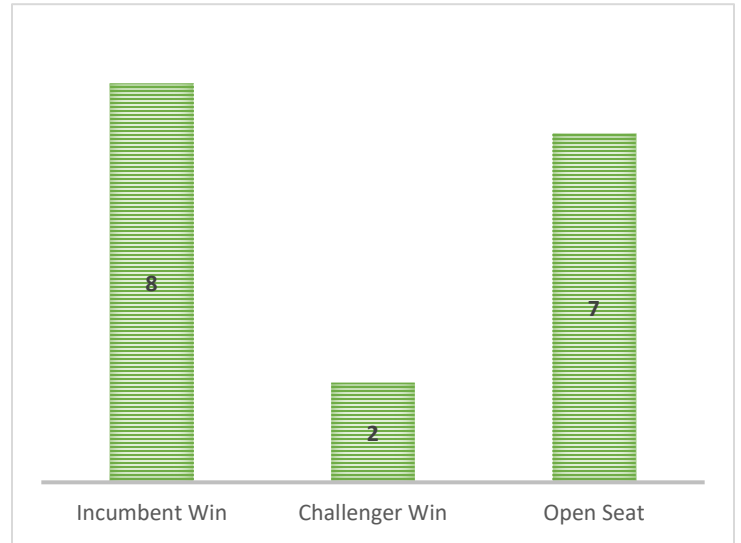
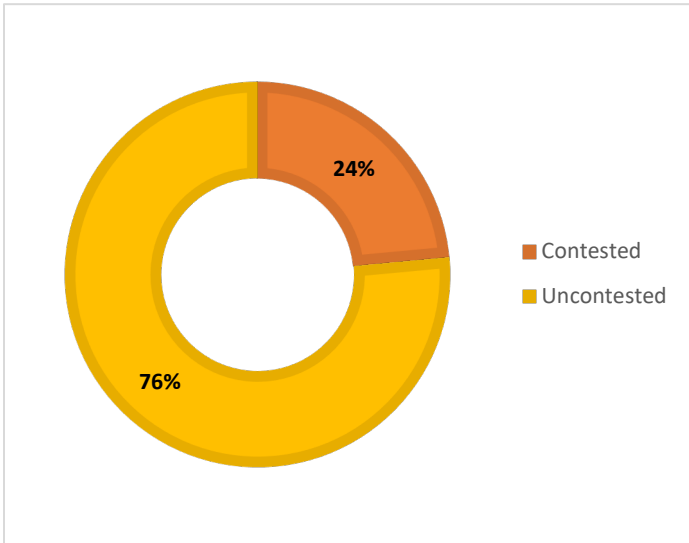
Webster			
Population 3,812			
Candidate	Party	Status	Vote Percent
S. Bockstader	Rep	Incumbent	100

Wheeler			
Population 818			
Candidate	Party	Status	Vote Percent
J. McNally	NP	Incumbent	96.50

York			
Population 13,665			
Candidate	Party	Status	Vote Percent
C. Dick	Dem	Incumbent	99.40

Nevada

Nevada elects 17 district attorneys in partisan elections. The district attorneys serve four year terms, and they preside over a single county. Carson City has its own district attorney. Nevada does not require unopposed candidates to appear on the ballot in the primary election. The data in this report comes from the 2014 election.



County Overview

Carson City			
Population 55,274			
General Election			
Candidate	Party	Status	Vote Percent
J. Woodbury	NP	Open Seat	53.31
M. Krueger	NP	Open Seat	46.69

Churchill			
Population 24,877			
Candidate	Party	Status	Vote Percent
A. Mallory	Rep	Incumbent	100

Clark			
Population 1,951,269			
General Election			
Candidate	Party	Status	Vote Percent
S. Wolfson	Dem	Incumbent	72
R. Duensing Jr.	Lib	Challenger	27.74

Douglas			
Population 46,997			
Candidate	Party	Status	Vote Percent
M. Jackson	Rep	Incumbent	100

Elko			
Population 48,818			
Candidate	Party	Status	Vote Percent
M. Torvinen	Rep	Incumbent	100

Esmeralda			
Population 783			
Candidate	Party	Status	Vote Percent
R. Glennen	Rep	Open Seat	100

Eureka			
Population 1,987			
Candidate	Party	Status	Vote Percent
T. Beutel	Rep	Incumbent	100

Humboldt			
Population 16,528			
Candidate	Party	Status	Vote Percent
M. Macdonald	Dem	Incumbent	100

Lander			
Population 5,775			
Candidate	Party	Status	Vote Percent
T. Herrera	Rep	Open Seat	100

Lincoln			
Population 5,345			
Candidate	Party	Status	Vote Percent
D. Hooge	Rep	Incumbent	100

Lyon			
Population 51,980			
Candidate	Party	Status	Vote Percent
S. Rye	Rep	Open Seat	100

Mineral			
Population 4,772			
Candidate	Party	Status	Vote Percent
S. Rowe	Ind	Incumbent	100

Nye			
Population 43,946			
General Election			
Candidate	Party	Status	Vote Percent
A. Bello	Rep	Challenger	62
B. Kunzi	Dem	Incumbent	38

Pershing			
Population 6,753			
Candidate	Party	Status	Vote Percent
B. Shields	Rep	Open Seat	100

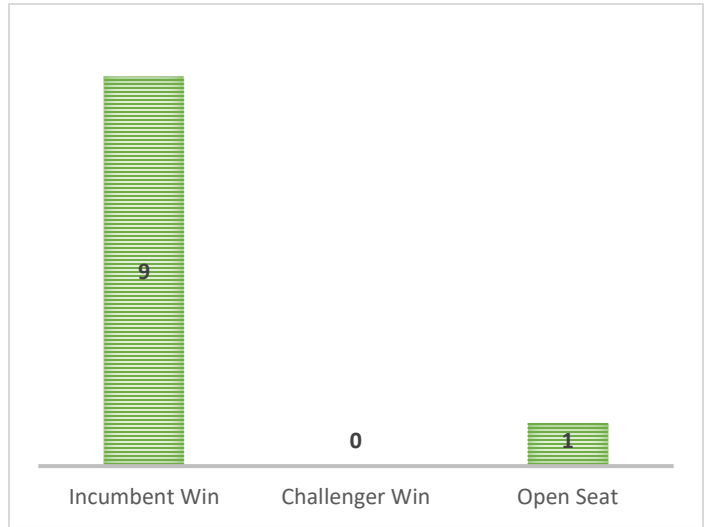
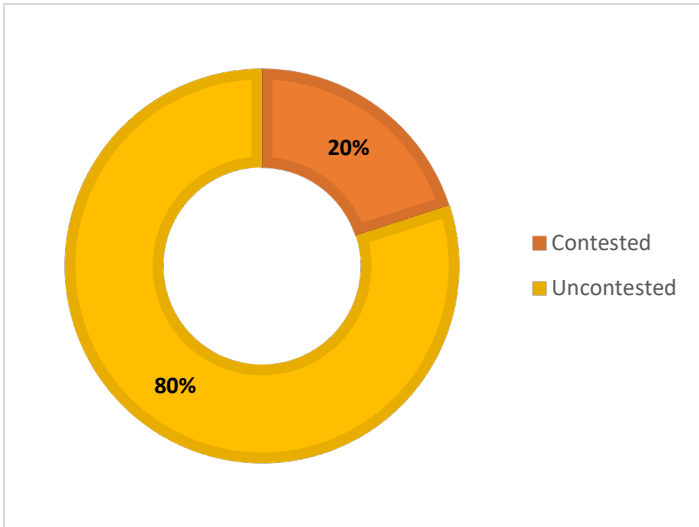
Storey			
Population 4,010			
Candidate	Party	Status	Vote Percent
A. Langer	Rep	Open Seat	100

Washoe			
Population 421,407			
Candidate	Party	Status	Vote Percent
C. Hicks	Rep	Open Seat	100

White Pine			
Population 10,030			
General Election			
Candidate	Party	Status	Vote Percent
M. Wheable	Rep	Challenger	72
K. Brown	Rep	Incumbent	27

New Hampshire

New Hampshire elects 10 county attorneys in partisan elections. The county attorneys serve two year terms, and they preside over a single county. The data in this report comes from the 2016 election.



County Overview

Belknap			
Population 60,088			
Candidate	Party	Status	Vote Percent
M. Guldbrandsen	Rep	Incumbent	99

Carroll			
Population 47,818			
Candidate	Party	Status	Vote Percent
M. O'Rourke-Andruzzi	NP	Open Seat	99

Cheshire			
Population 77,117			
Candidate	Party	Status	Vote Percent
C. McLaughlin	Dem	Incumbent	99

Coos			
Population 33,055			
Candidate	Party	Status	Vote Percent
J. McCormick	Dem	Incumbent	99

Grafton			
Population 89,118			
Candidate	Party	Status	Vote Percent
L. Saffo	NP	Incumbent	99

Hillsborough			
Population 400,721			
Primary Election			
Candidate	Party	Status	Vote Percent
G. Corriveau	Dem	Challenger	99
S. Sweeney	Rep	Challenger	34.63
D. Hogan	Rep	Incumbent	65.19
General Election			
G. Corriveau	Dem	Challenger	44
D. Hogan	Rep	Incumbent	56

Merrimack			
Population 146,445			
Candidate	Party	Status	Vote Percent
S. Murray	Rep	Incumbent	99

Rockingham			
Population 295,223			
Primary Election			
Candidate	Party	Status	Vote Percent
P. Conway	Rep	Incumbent	53.78
J. Grosky	Rep	Challenger	46.21
N. Patenaude	Dem	Challenger	100
General Election			
P. Conway	Rep	Incumbent	61
N. Patenaude	Dem	Challenger	39

Strafford			
Population 123,143			
Candidate	Party	Status	Vote Percent
T. Velardi	NP	Incumbent	99

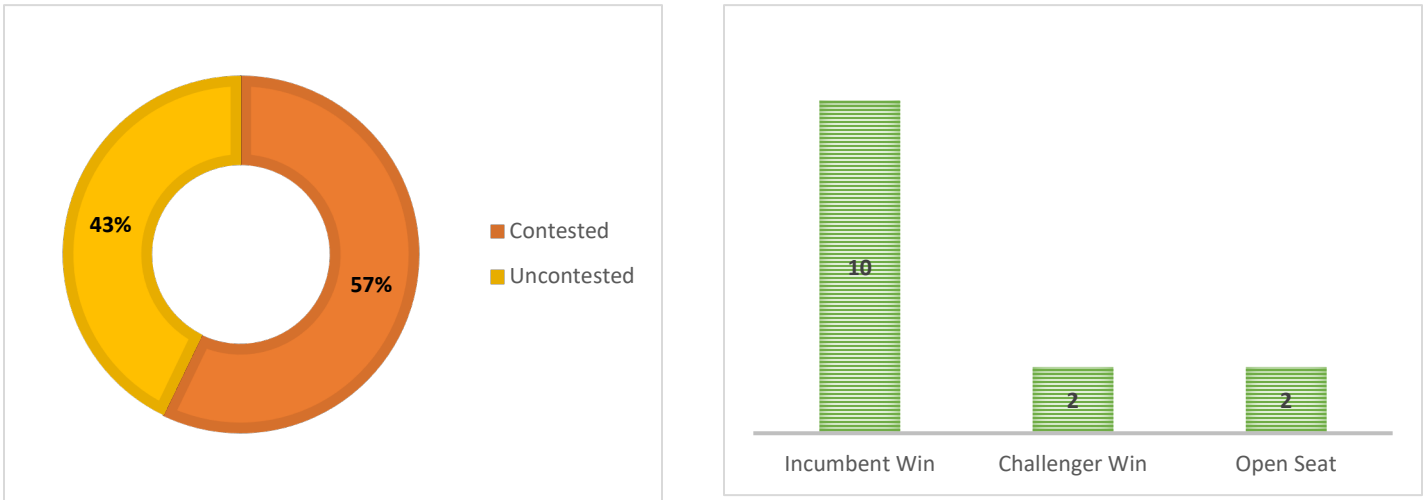
Sullivan			
Population 43,742			
Candidate	Party	Status	Vote Percent
M. Hathaway	Ind	Incumbent	99

New Jersey

New Jersey does not hold elections for local prosecutors. The local prosecutors in New Jersey are appointed by the state's governor with the advice and consent of the state senate.

New Mexico

New Mexico elects 14 district attorneys in partisan elections. The district attorneys serve four year terms, and they preside over multi-county districts. The data in this report comes from the 2016 election.



District Overview

District 1			
Population 202,366			
Primary Election			
Candidate	Party	Status	Vote Percent
J. Padgett	Dem	Incumbent	31.88
M. Serna	Dem	Challenger	35.63
M. Sanchez-Gagne	Dem	Challenger	32.49
General Election			
Y. Chicoine	Rep	Challenger	27.82
M. Serna	Dem	Challenger	72.18

District 2*			
Population 662,564			
Primary Election			
Candidate	Party	Status	Vote Percent
E. Perea	Dem	Open Seat	33.08
R. Torrez	Dem	Open Seat	66.92

* Simon Kubiak ran in the Republican primary and won. He dropped out of the race before the general election due to a lack of financial support.

District 3			
Population 209,233			
Primary Election			
Candidate	Party	Status	Vote Percent
M. D'Antonio	Dem	Incumbent	58.98
J. Dickens	Dem	Challenger	41.02
General Election			
B. Cates	Rep	Challenger	43.58
M. D'Antonio	Dem	Incumbent	56.42

District 4			
Population 38,961			
Candidate	Party	Status	Vote Percent
R. Flores	Dem	Incumbent	100

District 5			
Population 184,201			
Candidate	Party	Status	Vote Percent
D. Luce	Rep	Open Seat	100

District 6			
Population 59,473			
Primary Election			
Candidate	Party	Status	Vote Percent
F. Estevez	Dem	Incumbent	56.24
M. Renteria	Dem	Challenger	43.76

District 7			
Population 49,962			
General Election			
Candidate	Party	Status	Vote Percent
L. Deschamps	Dem	Challenger	38.67
C. Wellborn	Rep	Incumbent	61.33

District 8			
Population 51,236			
Primary Election			
Candidate	Party	Status	Vote Percent
D. Gallegos	Dem	Incumbent	50.1
P. Sanchez	Dem	Challenger	49.9

District 9			
Population 65,222			
Candidate	Party	Status	Vote Percent
A. Reeb	Rep	Incumbent	100

District 10			
Population 11,738			
Candidate	Party	Status	Vote Percent
T. Rose	Dem	Incumbent	100

District 11 - Division 1			
Population 130,044			
Candidate	Party	Status	Vote Percent
R. Tedrow	Rep	Incumbent	100

District 11 - Division 2			
Population 71,492			
Primary Election			
Candidate	Party	Status	Vote Percent
K. Gillson	Dem	Incumbent	53.88
B. Martin	Dem	Challenger	46.12

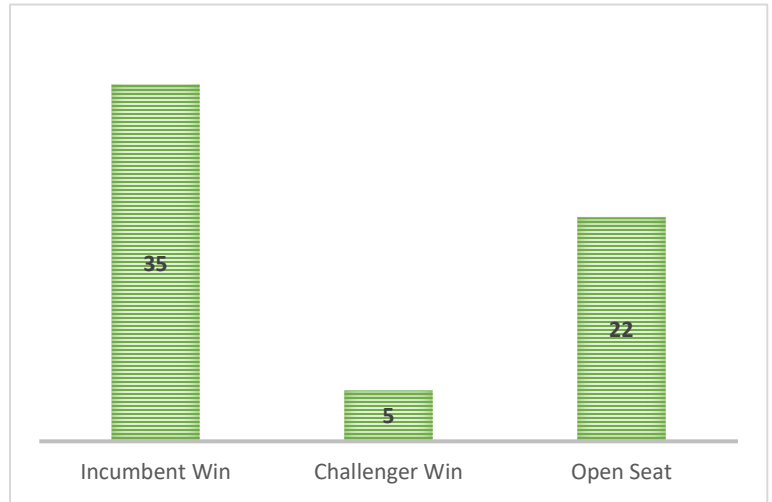
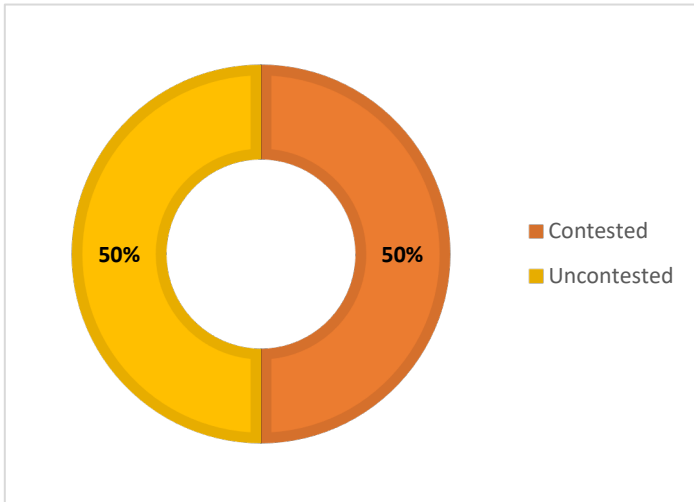
District 12			
Population 84,294			
Primary Election			
Candidate	Party	Status	Vote Percent
D. Ceballes	Rep	Incumbent	34.43
J. Sugg	Rep	Challenger	65.57

District 13			
Population 235,343			
Candidate	Party	Status	Vote Percent
L. Martinez	Dem	Incumbent	100

District	Counties
1	Santa Fe, Rio Arriba, Los Alamos
2	Bernalillo
3	Doña Ana
4	San Miguel, Mora, Guadalupe
5	Chaves, Eddy, Lea
6	Grant, Hidalgo, Luna
7	Torrance, Socorro, Catrón, Sierra
8	Taos, Colfax, Union
9	Curry, Roosevelt
10	Harding, De Baca, Quay
11 - Division 1	San Juan
11 - Division 2	McKinley
12	Otero, Lincoln
13	Cibola, Sandoval, Valencia

New York

New York elects 62 district attorneys in partisan elections. The district attorneys serve four year terms, and they preside over a single county. New York does not require unopposed candidates to appear on the ballot in the primary election. The data in this report comes from elections held in 2014, 2015, 2016, and 2017.



District Overview

Albany			
Population 304,204			
Candidate	Party	Status	Vote Percent
D. Soares	Dem	Incumbent	98.95

Allegany			
Population 48,946			
Candidate	Party	Status	Vote Percent
K. Slep	Rep	Incumbent	99.8

Bronx			
Population 1,385,108			
General Election			
Candidate	Party	Status	Vote Percent
D. Clark	Dem	Open Seat	79.55
R. Siano	Rep	Open Seat	13.28

Broome			
Population 200,600			
General Election			
Candidate	Party	Status	Vote Percent
S. Cornwell, Jr.	Rep	Challenger	49.59
G. Mollen	Dem	Incumbent	48.37

Cattaraugus			
Population 80,317			
Candidate	Party	Status	Vote Percent
L. Rieman	Rep	Incumbent	99.62

Cayuga			
Population 80,026			
Candidate	Party	Status	Vote Percent
J. Budelmann	Rep	Incumbent	98.84

Chautauqua			
Population 134,905			
General Election			
Candidate	Party	Status	Vote Percent
J. Schmidt	Rep	Challenger	42.99
P. Swanson	Dem	Incumbent	50.4

Chemung			
Population 88,830			
Candidate	Party	Status	Vote Percent
W. Wetmore	Rep	Incumbent	76.91

Chenango			
Population 50,477			
General Election			
Candidate	Party	Status	Vote Percent
J. McBride	Rep	Incumbent	71.8
Z. Wentworth	Dem	Challenger	24.83

Clinton			
Population 82,128			
Candidate	Party	Status	Vote Percent
A. Wylie	Dem	Incumbent	99

Columbia			
Population 63,096			
General Election			
Candidate	Party	Status	Vote Percent
P. Czajka	Rep	Incumbent	51.73
K. Golden	Dem	Challenger	44.29

Cortland			
Population 49,336			
Candidate	Party	Status	Vote Percent
P. Perfetti	Rep	Challenger	50.4
M. Suben	Dem	Incumbent	49.4

Delaware			
Population 47,980			
Candidate	Party	Status	Vote Percent
J. Hubbard	Rep	Open Seat	99.6

Dutchess			
Population 297,488			
Candidate	Party	Status	Vote Percent
W. Grady	Rep	Incumbent	98.54

Erie			
Population 919,040			
Primary Election			
Candidate	Party	Status	Vote Percent
M. Flaherty, Jr.	Dem	Open Seat	39.46
J. Flynn	Dem	Open Seat	44.45
M. Sacha	Dem	Open Seat	13.85
General Election			
J. Flynn	Dem	Open Seat	50.66
J. Treanor	Rep	Open Seat	41.06

Essex			
Population 39,370			
Candidate	Party	Status	Vote Percent
K. Sprague	Rep	Incumbent	100

Franklin			
Population 51,599			
Primary Election			
Candidate	Party	Status	Vote Percent
C. Carriero	Dem	Challenger	70.16
G. MacNeill	Dem	Incumbent	29.23
General Election			
C. Carriero	Dem	Challenger	59.71
P. Dumas	Rep	Challenger	40.27

Fulton			
Population 55,531			
Candidate	Party	Status	Vote Percent
C. Brown	Rep	Open Seat	71.3

Genesee			
Population 60,079			
Candidate	Party	Status	Vote Percent
L. Friedman	Rep	Incumbent	76.53

Greene			
Population 49,221			
General Election			
Candidate	Party	Status	Vote Percent
P. Salvino	Dem	Open Seat	39.6
J. Stanzione	Rep	Open Seat	60.35

Hamilton			
Population 4,836			
Candidate	Party	Status	Vote Percent
M. Purdue	Dem	Incumbent	99

Herkimer			
Population 64,519			
General Election			
Candidate	Party	Status	Vote Percent
J. Carpenter	Rep	Incumbent	55.65
M. Daley	Dem	Challenger	38.46

Jefferson			
Population 116,229			
General Election			
Candidate	Party	Status	Vote Percent
K. Mills	Rep	Open Seat	65.16
A. Neddo	Dem	Open Seat	34.84

Kings			
Population 2,504,700			
Primary Election			
Candidate	Party	Status	Vote Percent
A. Dwimoh	Dem	Open Seat	7.23
M. Fliedner	Dem	Open Seat	10.19
P. Gatling	Dem	Open Seat	9.23
V. Gentile	Dem	Open Seat	8
E. Gonzalez	Dem	Open Seat	52.92
A. Swern	Dem	Open Seat	11.51
General Election			
V. Gentile	Ref	Open Seat	10.85
E. Gonzalez	Dem	Open Seat	71.39

Lewis			
Population 27,087			
Primary Election			
Candidate	Party	Status	Vote Percent
A. Matteson	Rep	Challenger	36
L. Young	Rep	Challenger	60
General Election			
L. Young	Rep	Challenger	44
L. Moser	Dem	Incumbent	53

Livingston			
Population 65,393			
General Election			
Candidate	Party	Status	Vote Percent
G. McCaffrey	Dem	Incumbent	59.75
R. Sciarrino	Rep	Challenger	40.11

Madison			
Population 73,442			
Candidate	Party	Status	Vote Percent
W. Gabor	Rep	Incumbent	99.52

Monroe			
Population 744,344			
General Election			
Candidate	Party	Status	Vote Percent
C. Baker Leit	Dem	Challenger	26.62
S. Doorley	Rep	Incumbent	67.19

Montgomery			
Population 50,219			
General Election			
Candidate	Party	Status	Vote Percent
H. Aison	Dem	Open Seat	40.37
K. McCoski	Rep	Open Seat	59.66

Nassau			
Population 1,339,532			
Primary Election			
Candidate	Party	Status	Vote Percent
M. Scotto	Dem	Open Seat	27.07
M. Singas	Dem	Open Seat	67.92
General Election			
K. Murray	Rep	Open Seat	43
M. Singas	Dem	Open Seat	57

New York			
Population 1,585,873			
Candidate	Party	Status	Vote Percent
C. Vance, Jr.	Dem	Incumbent	90.6

Niagara			
Population 216,469			
Candidate	Party	Status	Vote Percent
C. Wojtaszek	Dem	Open Seat	99.8

Oneida			
Population 234,878			
Candidate	Party	Status	Vote Percent
S. McNamara	Dem	Incumbent	72.6

Onondaga			
Population 467,026			
Candidate	Party	Status	Vote Percent
W. Fitzpatrick	Rep	Incumbent	75.21

Ontario			
Population 107,931			
General Election			
Candidate	Party	Status	Vote Percent
K. Karle	Ind	Open Seat	41.94
J. Ritts	Rep	Open Seat	57.83

Orange			
Population 372,813			
General Election			
Candidate	Party	Status	Vote Percent
D. Hoover	Rep	Incumbent	58.2
M. Isgur	Dem	Challenger	31.2

Orleans			
Population 42,883			
Candidate	Party	Status	Vote Percent
J. Cardone	Rep	Incumbent	71.69

Oswego			
Population 122,109			
General Election			
Candidate	Party	Status	Vote Percent
M. McAndrew	Dem	Open Seat	28.01
G. Oakes	Rep	Open Seat	65.18

Otsego			
Population 62,259			
Candidate	Party	Status	Vote Percent
J. Muehl	Rep	Incumbent	99.54

Putnam			
Population 99,710			
General Election			
Candidate	Party	Status	Vote Percent
A. Levy	Ind	Incumbent	43.09
R. Tandy	Rep	Challenger	56.66

Queens			
Population 2,230,722			
Candidate	Party	Status	Vote Percent
R. Brown	Dem	Incumbent	92.01

Rensselaer			
Population 159,429			
General Election			
Candidate	Party	Status	Vote Percent
J. Ablove	Rep	Open Seat	48.08
C. Laquidara	Dem	Open Seat	47.05

Richmond			
Population 468,730			
General Election			
Candidate	Party	Status	Vote Percent
J. Illuzzi	Rep	Open Seat	45.04
M. McMahon	Dem	Open Seat	54.76

Rockland			
Population 311,687			
Candidate	Party	Status	Vote Percent
T. Zugibe	Dem	Incumbent	99.65

St. Lawrence			
Population 111,944			
General Election			
Candidate	Party	Status	Vote Percent
J. Monroe	Dem	Open Seat	44.24
G. Pasqua	Rep	Open Seat	55.7

Saratoga			
Population 219,607			
Candidate	Party	Status	Vote Percent
K. Heggen	Rep	Open Seat	99.57

Schenectady			
Population 154,727			
Candidate	Party	Status	Vote Percent
R. Carney	Dem	Incumbent	99.57

Schoharie			
Population 32,749			
General Election			
Candidate	Party	Status	Vote Percent
S. Mallery	Rep	Open Seat	57
S. Smith	Dem	Open Seat	43

Schuyler			
Population 18,343			
Candidate	Party	Status	Vote Percent
J. Fazzary	Rep	Incumbent	99.45

Seneca			
Population 35,251			
General Election			
Candidate	Party	Status	Vote Percent
B. Porsch	Rep	Incumbent	64.17
J. Sapio	Ind	Challenger	35.77

Steuben			
Population 98,990			
Candidate	Party	Status	Vote Percent
B. Baker	Rep	Incumbent	75.57

Suffolk			
Population 1,493,350			
General Election			
Candidate	Party	Status	Vote Percent
C. Garvey	Lib	Open Seat	1.45
R. Perini	Rep	Open Seat	36.38
T. Sini	Dem	Open Seat	62.17

Sullivan			
Population 77,547			
Candidate	Party	Status	Vote Percent
J. Farrell	Rep	Incumbent	100

Tioga			
Population 51,125			
Candidate	Party	Status	Vote Percent
K. Martin	Rep	Incumbent	70.66

Tompkins			
Population 101,564			
General Election			
Candidate	Party	Status	Vote Percent
E. Kopko	Ind	Open Seat	20.73
M. Van Houten	Dem	Open Seat	61.17

Ulster			
Population 182,493			
Candidate	Party	Status	Vote Percent
H. Carnright	Rep	Incumbent	68.93

Warren			
Population 65,707			
Candidate	Party	Status	Vote Percent
J. Carusone	Rep	Open Seat	99.67

Washington			
Population 63,216			
Candidate	Party	Status	Vote Percent
T. Jordan	Rep	Incumbent	99.5

Wayne			
Population 93,772			
General Election			
Candidate	Party	Status	Vote Percent
M. Calarco	Dem	Open Seat	52.95
D. Fulvio	Rep	Open Seat	41.32

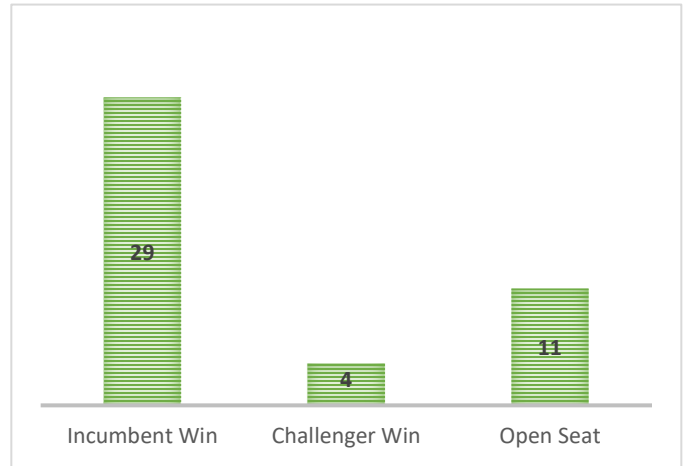
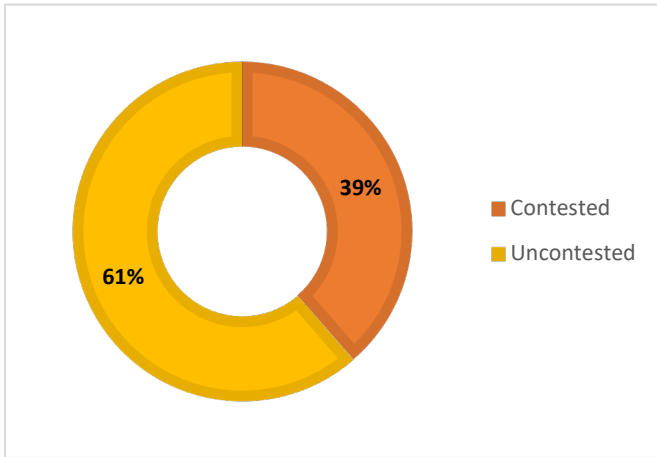
Westchester			
Population 949,113			
General Election			
Candidate	Party	Status	Vote Percent
B. Bendish	Rep	Open Seat	26.78
A. Scarpino, Jr.	Dem	Open Seat	61.91

Wyoming			
Population 42,155			
Candidate	Party	Status	Vote Percent
D. O'Geen	Rep	Incumbent	78.16

Yates			
Population 25,348			
General Election			
Candidate	Party	Status	Vote Percent
T. Casella	Ind	Challenger	52.14
V. Gardner	Rep	Incumbent	47.72

North Carolina

North Carolina elects 44 district attorneys in partisan elections. The district attorneys serve four year terms, and they preside over multi-county districts. North Carolina does not require unopposed candidates to appear on the ballot in the primary election. The data in this report comes from elections held in 2014 and 2016.



District Overview

District 1			
Population 148,551			
Primary Election			
Candidate	Party	Status	Vote Percent
K. Fagan	Dem	Challenger	24.33
N. Lamb	Dem	Challenger	75.66
General Election			
N. Lamb	Dem	Challenger	45.83
A. Womble	Rep	Incumbent	54.16

District 2			
Population 95,709			
Candidate	Party	Status	Vote Percent
S. Edwards	Dem	Incumbent	100

District 3A			
Population 168,148			
Candidate	Party	Status	Vote Percent
K. Robb	Rep	Incumbent	100

District 3B			
Population 183,118			
Candidate	Party	Status	Vote Percent
S. Thomas	Dem	Incumbent	100

District 4			
Population 309,861			
Candidate	Party	Status	Vote Percent
E. Lee	Dem	Incumbent	100

District 5			
Population 254,884			
Candidate	Party	Status	Vote Percent
B. David	Dem	Incumbent	100

District 6			
Population 122,741			
Primary Election			
Candidate	Party	Status	Vote Percent
V. Asbell	Dem	Open Seat	71.28
M. Pelfrey	Dem	Open Seat	28.71

District 7			
Population 233,626			
Candidate	Party	Status	Vote Percent
R. Evans	Dem	Incumbent	100

District 8			
Population 203,480			
General Election			
Candidate	Party	Status	Vote Percent
M. Deldridge	Rep	Open Seat	50.67
T. Light	Dem	Open Seat	49.32

District 9			
Population 186,929			
Primary Election			
Candidate	Party	Status	Vote Percent
C. Bostic	Dem	Open Seat	41.91
M. Waters	Dem	Open Seat	58.08

District 9A			
Population 63,183			
Candidate	Party	Status	Vote Percent
W. Bradsher	Rep	Incumbent	100

District 10*			
Population 900,993			
Primary Election			
Candidate	Party	Status	Vote Percent
N. Freeman	Dem	Challenger	57.85
B. Zellinger	Dem	Challenger	42.15
J. Bryant	Rep	Incumbent	32.61
J. Cruden	Rep	Challenger	33.68
J. Griffin	Rep	Challenger	22.76
T. Swaim	Rep	Challenger	10.94
General Election			
J. Bryant	Rep	Incumbent	44.46
N. Freeman	Dem	Challenger	55.54

District 11A			
Population 172,544			
Candidate	Party	Status	Vote Percent
V. Stewart	Dem	Incumbent	100

District 11B			
Population 168,878			
Candidate	Party	Status	Vote Percent
S. Doyle	Rep	Incumbent	100

District 12			
Population 319,431			
Candidate	Party	Status	Vote Percent
W. West	Dem	Incumbent	100

District 13			
Population 200,719			
Primary Election			
Candidate	Party	Status	Vote Percent
J. David	Rep	Incumbent	59.17
R. Smithwick	Rep	Challenger	40.82

District 14			
Population 267,587			
Primary Election			
Candidate	Party	Status	Vote Percent
B. Aus	Dem	Open Seat	29.51
R. Echols	Dem	Open Seat	61.48
M. Garrell	Dem	Open Seat	9.02

* Due to the near tie in the Republican primary, a runoff election was held between Cruden and Bryant. Although Cruden won the primary, Bryant won the runoff election allowing him to advance to the general election.

District 15A			
Population 151,131			
Primary Election			
Candidate	Party	Status	Vote Percent
A. Hanford	Dem	Challenger	37.47
P. Nadolski	Dem	Incumbent	62.53
General Election			
R. Sharpe	Rep	Challenger	47.33
P. Nadolski	Dem	Incumbent	52.67

District 15B			
Population 197,306			
Candidate	Party	Status	Vote Percent
J. Woodall	Dem	Incumbent	100

District 16A			
Population 83,109			
Primary Election			
Candidate	Party	Status	Vote Percent
J. Allen	Dem	Challenger	45.56
K. Newton	Dem	Incumbent	54.43

District 16B			
Population 134,168			
Candidate	Party	Status	Vote Percent
L. Britt	Dem	Incumbent	100

District 16C			
Population 73,587			
Candidate	Party	Status	Vote Percent
R. Saunders	Dem	Incumbent	100

District 17A			
Population 93,643			
Primary Election			
Candidate	Party	Status	Vote Percent
C. Blitzer	Rep	Open Seat	65.94
M. Bridge	Rep	Open Seat	34.06

District 17B			
Population 121,074			
Candidate	Party	Status	Vote Percent
R. Bowman	Dem	Incumbent	100

District 18			
Population 488,406			
Candidate	Party	Status	Vote Percent
D. Henderson	Dem	Incumbent	100

District 19A			
Population 178,011			
Candidate	Party	Status	Vote Percent
R. Vaneekhoven	Rep	Incumbent	100

District 19B			
Population 169,550			
Candidate	Party	Status	Vote Percent
A. Gregson	Rep	Open Seat	100

District 19C			
Population 138,428			
Candidate	Party	Status	Vote Percent
B. Cook	Rep	Incumbent	100

District 19D			
Population 88,247			
Candidate	Party	Status	Vote Percent
M. Krueger	Rep	Incumbent	100

District 20A			
Population 60,585			
Candidate	Party	Status	Vote Percent
T. Clodfelter	Rep	Open Seat	64.65
J. Phillips	Rep	Open Seat	35.35

District 20B			
Population 201,292			
Candidate	Party	Status	Vote Percent
P. Robinson	Rep	Incumbent	100

District 21			
Population 350,670			
Candidate	Party	Status	Vote Percent
J. O'Neill	Rep	Incumbent	100

District 22A			
Population 196,635			
Candidate	Party	Status	Vote Percent
S. Kirkman	Rep	Incumbent	100

District 22B			
Population 204,118			
Candidate	Party	Status	Vote Percent
G. Frank	Rep	Incumbent	100

District 23			
Population 146,182			
Candidate	Party	Status	Vote Percent
T. Horner	Rep	Incumbent	100

District 24			
Population 123,037			
Primary Election			
Candidate	Party	Status	Vote Percent
S. Banks	Rep	Open Seat	48
N. Miller	Rep	Open Seat	19.03
B. Springer	Rep	Open Seat	32.96

District 25			
Population 328,299			
Primary Election			
Candidate	Party	Status	Vote Percent
J. Gaither	Rep	Incumbent	31.09
D. Learner	Rep	Challenger	39.38
S. Reilly	Rep	Challenger	29.52

District 26			
Population 919,628			
Candidate	Party	Status	Vote Percent
A. Murray	Rep	Incumbent	100

District 27A			
Population 206,086			
Candidate	Party	Status	Vote Percent
L. Bell	Rep	Incumbent	100

District 27B			
Population 176,343			
Primary Election			
Candidate	Party	Status	Vote Percent
J. Bridges	Dem	Open Seat	72.48
C. McWhirter	Dem	Open Seat	27.51
General Election			
M. Miller	Rep	Open Seat	63.87
J. Bridges	Dem	Open Seat	36.13

District 28			
Population 238,318			
Primary Election			
Candidate	Party	Status	Vote Percent
R. Moore	Dem	Incumbent	32.32
T. Williams	Dem	Challenger	67.68
General Election			
B. Scales	Ind	Challenger	37.64
T. Williams	Dem	Challenger	67.68

District 29A			
Population 112,806			
Primary Election			
Candidate	Party	Status	Vote Percent
T. Bell	Rep	Challenger	62.62
B. Greenway	Dem	Incumbent	37.37

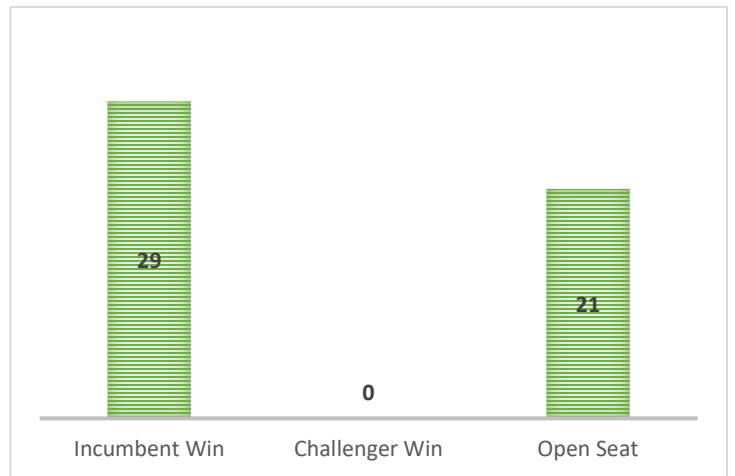
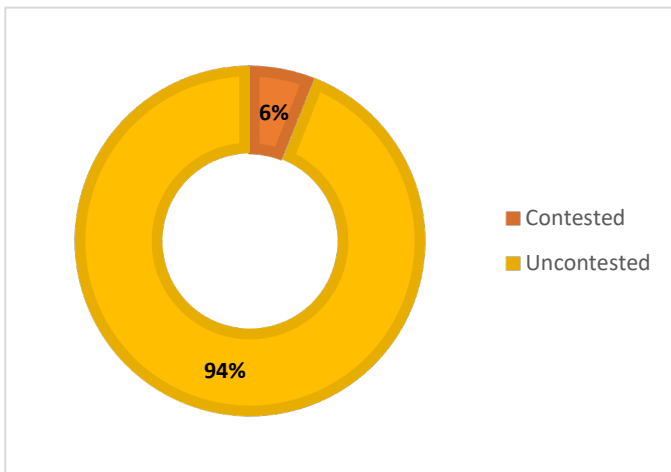
District 29B			
Population 160,340			
Candidate	Party	Status	Vote Percent
G. Newman	Rep	Open Seat	100

District 30			
Population 160,180			
General Election			
Candidate	Party	Status	Vote Percent
J. Moore	Dem	Open Seat	39.52
A. Welch	Rep	Open Seat	60.47

District	Counties	District	Counties
1	Camden, Chowan, Currituck, Dare, Gates, Pasquotank, Perquimans	17A	Rockingham
2	Beaufort, Hyde, Martin, Tyrrell, Washington	17B	Stokes, Surry
3A	Pitt	18	Guilford
3B	Carteret, Craven, Pamlico	19A	Cabarrus
4	Duplin, Jones, Sampson, Onslow	19B	Montgomery, Randolph
5	New Hanover, Pender	19C	Rowan
6	Bertie, Halifax, Hertford, Northampton	19D	Moore
7	Edgecombe, Nash, Wilson	20A	Stanly
8	Greene, Lenoir, Wayne	20B	Union
9	Franklin, Granville, Vance, Warren	21	Forsyth
9A	Caswell, Person	22A	Alexander, Iredell
10	Wake	22B	Davidson, Davie
11A	Harnett, Lee	23	Alleghany, Ashe, Wilkes, Yadkin
11B	Johnston	24	Avery, Madison, Mitchell, Watauga, Yancey
12	Cumberland	25	Burke, Caldwell, Catawba
13	Bladen, Brunswick, Columbus	26	Mecklenburg
14	Durham	27A	Gaston
15A	Alamance	27B	Cleveland, Lincoln
15B	Chatham, Orange	28	Buncombe
16A	Hoke, Scotland	29A	McDowell, Rutherford
16B	Robeson	29B	Henderson, Polk, Transylvania
16C	Anson, Richmond	30	Cherokee, Clay, Graham, Haywood, Jackson, Swain

North Dakota

North Dakota leaves the decision whether to elect local prosecutors to the counties. Counties that wish to appoint their state’s attorney to place the question of appointment on the ballot; a majority vote changes the selection method from election to appointment. North Dakota elects 51 of its 53 state’s attorneys in nonpartisan elections. Two counties—Golden Valley County and Steele County—have chosen to appoint their prosecutors. The state’s attorneys serve four year terms, and they preside over a single county. The data in this report comes from the 2014 election. In the 2014 election, Billings County did not have a single candidate run for prosecuting attorney.



District Overview

Adams			
Population 2,343			
Candidate	Party	Status	Vote Percent
A. Roseland	NP	Incumbent	97.08

Barnes			
Population 11,066			
Candidate	Party	Status	Vote Percent
C. Martineck	NP	Open Seat	99.65

Benson			
Population 6,660			
Candidate	Party	Status	Vote Percent
J. Wang	NP	Incumbent	95.54

Billings*			
Population 783			
Candidate	Party	Status	Vote Percent
N/A	N/A	Open Seat	N/A

Bottineau			
Population 6,429			
Candidate	Party	Status	Vote Percent
A. Benson III	NP	Incumbent	99.24

Bowman			
Population 3,151			
Candidate	Party	Status	Vote Percent
A. Weiss	NP	Open Seat	98.51

Burke			
Population 1,968			
Candidate	Party	Status	Vote Percent
A. Fiesel	NP	Incumbent	98.49

Burleigh			
Population 81,308			
Candidate	Party	Status	Vote Percent
R. Riha	NP	Incumbent	99.31

Cass			
Population 149,778			
Candidate	Party	Status	Vote Percent
B. Burdick	NP	Incumbent	98.92

Cavalier			
Population 3,993			
Candidate	Party	Status	Vote Percent
R. Stewart	NP	Incumbent	97.66

Dickey			
Population 5,289			
Candidate	Party	Status	Vote Percent
G. Neuharth	NP	Incumbent	98.29

Divide			
Population 2,071			
Candidate	Party	Status	Vote Percent
S. Jordan	NP	Open Seat	N/A[†]

* No candidate ran for local prosecutor. J. Brovold was appointed to fill the office.

† S. Jordan did not appear on the ballot, but was instead elected as a write-in candidate.

Dunn			
Population 3,536			
Candidate	Party	Status	Vote Percent
P. Merriman	NP	Open Seat	83.39

Eddy			
Population 2,385			
Candidate	Party	Status	Vote Percent
T. Peterson	NP	Incumbent	98.3

Emmons			
Population 3,550			
Candidate	Party	Status	Vote Percent
D. Grenz	NP	Open Seat	97.95

Foster			
Population 3,343			
Candidate	Party	Status	Vote Percent
P. Murphy	NP	Incumbent	79.42

Grand Forks			
Population 66,861			
Candidate	Party	Status	Vote Percent
P. Welte	NP	Incumbent	99.3

Grant			
Population 2,394			
Candidate	Party	Status	Vote Percent
G. Walker	NP	Open Seat	N/A*

Griggs			
Population 2,420			
Primary Election			
Candidate	Party	Status	Vote Percent
M. Spahr	NP	Open Seat	45.91
J. Tenneson	NP	Open Seat	53.98

Hettinger			
Population 2,477			
Candidate	Party	Status	Vote Percent
J. Gion	NP	Open Seat	98.09

Kidder			
Population 2,435			
Candidate	Party	Status	Vote Percent
E. Hetland	NP	Open Seat	98.56

* G. Walker did not appear on the ballot, but rather was elected as a write-in candidate.

LaMoure			
Population 4,139			
General Election			
Candidate	Party	Status	Vote Percent
T. Duffy	NP	Open Seat	50.65
K. Radermacher	NP	Open Seat	49.25

Logan			
Population 1,990			
Candidate	Party	Status	Vote Percent
I. Zimmerman	NP	Open Seat	99.54

McHenry			
Population 5,395			
Candidate	Party	Status	Vote Percent
C. Breyer	NP	Open Seat	99.13

McIntosh			
Population 2,809			
Candidate	Party	Status	Vote Percent
T. Elhard	NP	Incumbent	93.86

McKenzie			
Population 6,360			
Candidate	Party	Status	Vote Percent
J. Rodenbiker	NP	Open Seat	97.63

McLean			
Population 8,962			
Candidate	Party	Status	Vote Percent
L. Erickson	NP	Incumbent	98.22

Mercer			
Population 8,424			
Candidate	Party	Status	Vote Percent
J. Binder	NP	Open Seat	98.48

Morton			
Population 27,471			
Candidate	Party	Status	Vote Percent
A. Kopyy	NP	Incumbent	98.75

Mountrail			
Population 7,673			
Candidate	Party	Status	Vote Percent
W. Enget	NP	Incumbent	98.35

Nelson			
Population 3,126			
Candidate	Party	Status	Vote Percent
J. Tenneson	NP	Open Seat	99.28

Oliver			
Population 1,846			
Candidate	Party	Status	Vote Percent
J. Mahoney	NP	Incumbent	98.22

Pembina			
Population 7,413			
Candidate	Party	Status	Vote Percent
S. Davis	NP	Incumbent	97.87

Pierce			
Population 4,357			
Candidate	Party	Status	Vote Percent
G. Mack	NP	Incumbent	97.83

Ramsey			
Population 11,451			
Candidate	Party	Status	Vote Percent
L. Olson	NP	Incumbent	98.83

Ransom			
Population 5,457			
General Election			
Candidate	Party	Status	Vote Percent
F. Kelly	NP	Incumbent	58.05
L. Thomason	NP	Challenger	41.53

Renville			
Population 2,470			
Candidate	Party	Status	Vote Percent
M. Madsen	NP	Incumbent	99.27

Richland			
Population 16,321			
Candidate	Party	Status	Vote Percent
R. McBeth	NP	Open Seat	99.07

Rolette			
Population 13,937			
Candidate	Party	Status	Vote Percent
R. Thompson	NP	Open Seat	99.59

Sargent			
Population 3,829			
Candidate	Party	Status	Vote Percent
L. Bopp	NP	Incumbent	95.41

Sheridan			
Population 1,321			
Candidate	Party	Status	Vote Percent
L. Erickson	NP	Open Seat	99

Sioux			
Population 4,153			
Candidate	Party	Status	Vote Percent
J. Gosbee	NP	Incumbent	98.15

Slope			
Population 727			
Candidate	Party	Status	Vote Percent
J. Gion	NP	Open Seat	99.7

Stark			
Population 24,199			
Candidate	Party	Status	Vote Percent
T. Henning	NP	Incumbent	98.1

Stutsman			
Population 21,100			
Candidate	Party	Status	Vote Percent
F. Fremgen	NP	Incumbent	98.33

Towner			
Population 2,246			
Candidate	Party	Status	Vote Percent
T. Nikolaisen Jr.	NP	Open Seat	97.43

Traill			
Population 8,121			
Candidate	Party	Status	Vote Percent
S. Larson	NP	Incumbent	94.75

Walsh			
Population 11,119			
Candidate	Party	Status	Vote Percent
B. Whelan	NP	Incumbent	98.53

Ward			
Population 61,675			
Candidate	Party	Status	Vote Percent
R. Larson	NP	Incumbent	98.58

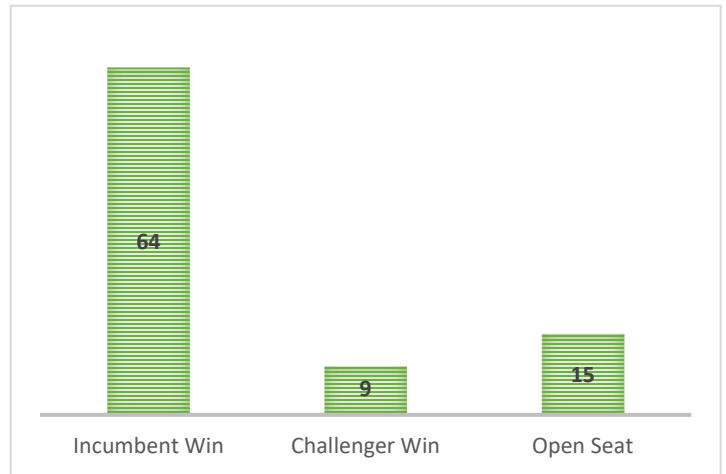
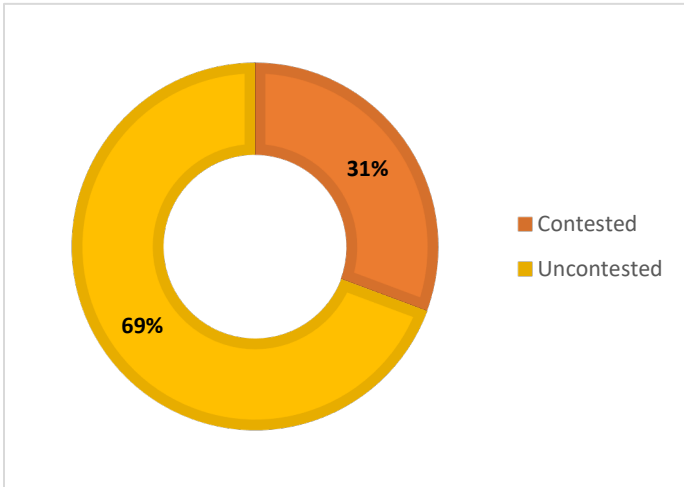
Wells			
Population 4,207			
Candidate	Party	Status	Vote Percent
K. Murray	NP	Incumbent	96.59

Williams			
Population 22,398			
Candidate	Party	Status	Vote Percent
M. Wilder	NP	Incumbent	97.97

* Golden Valley and Steele counties appoint, rather than elect their prosecutors.

Ohio

Ohio elects 88 prosecuting attorneys in partisan elections. The prosecuting attorneys serve four year terms, and they preside over a single county. The data in this report comes from the 2016 election.



District Overview

Adams Population 28,550			
Candidate	Party	Status	Vote Percent
D. Kelley	Rep	Incumbent	100

Allen Population 106,331			
Candidate	Party	Status	Vote Percent
J. Waldick	Rep	Incumbent	100

Ashland Population 53,139			
Candidate	Party	Status	Vote Percent
C. Tunnell	Rep	Incumbent	100

Ashtabula Population 101,497			
Candidate	Party	Status	Vote Percent
N. Larocci	Dem	Incumbent	100

Athens Population 64,757			
Candidate	Party	Status	Vote Percent
K. Blackburn	Dem	Incumbent	100

Auglaize			
Population 45,949			
Candidate	Party	Status	Vote Percent
E. Pierce	Rep	Incumbent	100

Belmont			
Population 70,400			
Candidate	Party	Status	Vote Percent
D. Fry	Rep	Open Seat	100

Brown			
Population 44,846			
General Election			
Candidate	Party	Status	Vote Percent
Z. Corbin	Rep	Open Seat	84.15
D. Varnau	Ind	Open Seat	15.85

Butler			
Population 368,130			
Candidate	Party	Status	Vote Percent
M. Gmoser	Rep	Incumbent	100

Carroll			
Population 28,836			
General Election			
Candidate	Party	Status	Vote Percent
S. Barnett	Rep	Open Seat	55.67
K. Stoneman	Dem	Open Seat	44.33

Champaign			
Population 40,097			
Candidate	Party	Status	Vote Percent
K. Talebi	Rep	Incumbent	100

Clark			
Population 138,333			
Candidate	Party	Status	Vote Percent
A. Wilson	Rep	Incumbent	100

Clermont			
Population 197,363			
Candidate	Party	Status	Vote Percent
V. Faris	Rep	Incumbent	100

Clinton			
Population 42,040			
Candidate	Party	Status	Vote Percent
R. Moyer	Rep	Incumbent	100

Columbiana			
Population 107,841			
Candidate	Party	Status	Vote Percent
R. Herron	Dem	Incumbent	100

Coshocton			
Population 36,901			
Candidate	Party	Status	Vote Percent
J. Given	Rep	Incumbent	100

Crawford			
Population 43,784			
Primary Election			
Candidate	Party	Status	Vote Percent
R. Ratliff	Rep	Challenger	31.27
M. Crall	Rep	Incumbent	68.73

Cuyahoga			
Population 1,280,122			
Primary Election			
Candidate	Party	Status	Vote Percent
M. O'Malley	Dem	Challenger	55.92
T. McGinty	Dem	Incumbent	44.08

Darke			
Population 52,959			
General Election			
Candidate	Party	Status	Vote Percent
D. Rohrer	Ind	Challenger	27.44
R.K. Ormsby III	Rep	Incumbent	72.56

Defiance			
Population 39,037			
Candidate	Party	Status	Vote Percent
M. Murray	Rep	Incumbent	100

Delaware			
Population 174,214			
Candidate	Party	Status	Vote Percent
C. O'Brien	Rep	Incumbent	100

Erie			
Population 77,079			
Candidate	Party	Status	Vote Percent
K. Baxter	Dem	Incumbent	100

Fairfield			
Population 146,156			
Primary Election			
Candidate	Party	Status	Vote Percent
K. Witt	Rep	Challenger	74.34
G. Marx	Rep	Incumbent	25.66

Fayette			
Population 29,030			
Candidate	Party	Status	Vote Percent
J. Weade	Rep	Incumbent	100

Franklin			
Population 1,163,414			
General Election			
Candidate	Party	Status	Vote Percent
B. Fitrakis	Gr	Challenger	5.81
Z. Klein	Dem	Challenger	45.59
R. O'Brien	Rep	Incumbent	48.61

Fulton			
Population 42,698			
Candidate	Party	Status	Vote Percent
S. Haselman	Rep	Incumbent	100

Gallia			
Population 30,934			
General Election			
Candidate	Party	Status	Vote Percent
J. Holdren	Rep	Challenger	52.16
J. Adkins	Dem	Incumbent	47.84

Geauga			
Population 93,389			
Candidate	Party	Status	Vote Percent
J. Flaiz	Rep	Incumbent	100

Greene			
Population 161,573			
Candidate	Party	Status	Vote Percent
S. Haller	Rep	Incumbent	100

Guernsey			
Population 40,087			
Primary Election			
Candidate	Party	Status	Vote Percent
J. Blue	Rep	Open Seat	52.05
M. Groh	Rep	Open Seat	50.55
General Election			
J. Blue	Rep	Open Seat	54.38
K. Biegler	Dem	Open Seat	45.62

Hamilton			
Population 802,374			
General Election			
Candidate	Party	Status	Vote Percent
A. Triggs	Dem	Challenger	45.53
J. Deters	Rep	Incumbent	54.47

Hancock*			
Population 74,782			
Candidate	Party	Status	Vote Percent
P. Riegle	Ind	Challenger	100

Hardin			
Population 32,058			
Candidate	Party	Status	Vote Percent
B. Bailey	Rep	Incumbent	100

Harrison			
Population 15,864			
Candidate	Party	Status	Vote Percent
O. Beetham	Rep	Open Seat	100

Henry			
Population 28,215			
Primary Election			
Candidate	Party	Status	Vote Percent
T. Manahan	Rep	Open Seat	55.11
H. Glanagan	Rep	Open Seat	44.89
General Election			
T. Manahan	Rep	Open Seat	47.47
G. Howe-Gebers	Dem	Open Seat	52.53

Highland			
Population 43,589			
Candidate	Party	Status	Vote Percent
A. Collins	Rep	Incumbent	100

* Incumbent Mark Miller ran unopposed in the primary election and won. Prior to the November election, he was appointed to municipal judge by Gov. Kasich and so he did not run in the general election.

Hocking*			
Population 29,380			
Primary Election			
Candidate	Party	Status	Vote Percent
J. Sarver	Rep	Open Seat	100
General Election			
K. Henderson	Dem	Open Seat	46.96
B. Fickel	Rep	Open Seat	53.04

Holmes			
Population 42,366			
Candidate	Party	Status	Vote Percent
S. Warner	Rep	Open Seat	100

Huron			
Population 59,626			
General Election			
Candidate	Party	Status	Vote Percent
J. Sitterly	Rep	Open Seat	65.3
D. Kasper	Dem	Open Seat	34.7

Jackson			
Population 33,225			
General Election			
Candidate	Party	Status	Vote Percent
J. Kirby	Ind	Challenger	47.55
J. Lovett	Rep	Incumbent	52.45

Jefferson			
Population 69,709			
Candidate	Party	Status	Vote Percent
J. Hanlin	Dem	Incumbent	100

Knox			
Population 60,921			
Candidate	Party	Status	Vote Percent
C. McConville	Rep	Incumbent	100

* Candidate J. Sarver dropped out of the race prior to the general election after pleading guilty to misdemeanor crimes related to unethical behavior.

Lake*			
Population 230,041			
Primary Election			
Candidate	Party	Status	Vote Percent
W. Barthol	Dem	Challenger	100
General Election			
C. Coulson	Rep	Incumbent	100

Lawrence			
Population 62,450			
Candidate	Party	Status	Vote Percent
B. Anderson	Rep	Incumbent	100

Licking			
Population 166,492			
Primary Election			
Candidate	Party	Status	Vote Percent
B. Hayes	Rep	Open Seat	54.6
C. Reame	Rep	Open Seat	45.4
General Election			
B. Hayes	Rep	Open Seat	63.58
C. Shook	Dem	Open Seat	36.42

Logan			
Population 45,858			
Candidate	Party	Status	Vote Percent
E. Stewart	Rep	Open Seat	100

Lorain			
Population 301,356			
Primary Election			
Candidate	Party	Status	Vote Percent
J.D. Tomlinson	Dem	Challenger	47.05
D. Will	Dem	Incumbent	52.95

Lucas			
Population 441,815			
Candidate	Party	Status	Vote Percent
J. Bates	Dem	Incumbent	100

Madison			
Population 43,435			
Candidate	Party	Status	Vote Percent
S. Pronai	Rep	Incumbent	100

* Challenger W. Barthol died prior to the November election, leaving C. Coulson unopposed in the general election.

Mahoning			
Population 238,823			
Candidate	Party	Status	Vote Percent
P. Gains	Dem	Incumbent	100

Marion			
Population 66,501			
General Election			
Candidate	Party	Status	Vote Percent
W. Edwards	Ind	Challenger	16.46
M. Russell	Dem	Challenger	29.07
B. Yager	Rep	Incumbent	54.47

Medina			
Population 172,332			
General Election			
Candidate	Party	Status	Vote Percent
S. Thompson	Rep	Challenger	52.13
D. Holman	Dem	Incumbent	47.87

Meigs			
Population 23,770			
Primary Election			
Candidate	Party	Status	Vote Percent
J. Stanley	Rep	Challenger	66.25
C. Williams	Rep	Incumbent	33.75

Mercer			
Population 40,814			
Candidate	Party	Status	Vote Percent
M. Fox	Rep	Incumbent	100

Miami			
Population 102,506			
Primary Election			
Candidate	Party	Status	Vote Percent
A. Kendell	Rep	Open Seat	62.05
M. Kemmer	Rep	Open Seat	37.95

Monroe			
Population 14,642			
Candidate	Party	Status	Vote Percent
J. Peters	Dem	Incumbent	100

Montgomery			
Population 535,153			
Candidate	Party	Status	Vote Percent
M. Heck	Dem	Incumbent	100

Morgan			
Population 15,054			
Candidate	Party	Status	Vote Percent
M. Howdysshell	Rep	Incumbent	100

Morrow			
Population 34,827			
Primary Election			
Candidate	Party	Status	Vote Percent
A. Wick	Rep	Challenger	41.95
C. Howland	Rep	Incumbent	58.05

Muskingum			
Population 86,074			
Candidate	Party	Status	Vote Percent
D. Haddox	Rep	Incumbent	100

Noble			
Population 14,645			
Candidate	Party	Status	Vote Percent
K. Riddle	Rep	Incumbent	100

Ottawa			
Population 41,428			
General Election			
Candidate	Party	Status	Vote Percent
J. VanEerten	Rep	Challenger	55.01
M. Mulligan	Dem	Incumbent	44.99

Paulding			
Population 19,614			
Candidate	Party	Status	Vote Percent
J. Burkard	Rep	Incumbent	100

Perry			
Population 36,058			
Candidate	Party	Status	Vote Percent
J. Flautt	Rep	Incumbent	100

Pickaway			
Population 55,698			
Candidate	Party	Status	Vote Percent
J. Wolford	Rep	Incumbent	100

Pike			
Population 28,709			
Candidate	Party	Status	Vote Percent
R. Junk	Dem	Incumbent	100

Portage			
Population 161,419			
Candidate	Party	Status	Vote Percent
V. Vigluicci	Dem	Incumbent	100

Preble			
Population 42,270			
Candidate	Party	Status	Vote Percent
M. Votel	Rep	Incumbent	100

Putnam			
Population 34,499			
Candidate	Party	Status	Vote Percent
G. Lammers	Dem	Incumbent	100

Richland			
Population 124,475			
General Election			
Candidate	Party	Status	Vote Percent
B. Page	Dem	Open Seat	44.39
G. Bishop	Rep	Open Seat	55.61

Ross			
Population 78,064			
Candidate	Party	Status	Vote Percent
M. Schmidt	Rep	Incumbent	100

Sandusky			
Population 60,944			
General Election			
Candidate	Party	Status	Vote Percent
T. Braun	Rep	Challenger	58.61
T. Stierwalt	Dem	Incumbent	41.39

Scioto			
Population 79,499			
Candidate	Party	Status	Vote Percent
M. Kuhn	Rep	Incumbent	100

Seneca			
Population 56,745			
Candidate	Party	Status	Vote Percent
D. Devine	Ind	Incumbent	100

Shelby			
Population 49,423			
Candidate	Party	Status	Vote Percent
T. Sell	Rep	Incumbent	100

Stark			
Population 375,586			
General Election			
Candidate	Party	Status	Vote Percent
J. Jakmides	Rep	Challenger	49.8
J. Ferrero	Dem	Incumbent	50.2

Summit			
Population 541,781			
General Election			
Candidate	Party	Status	Vote Percent
J. Chapman	Rep	Challenger	35.9
S. Walsh	Dem	Incumbent	64.1

Trumbull			
Population 210,312			
Candidate	Party	Status	Vote Percent
D. Watkins	Dem	Incumbent	100

Tuscarawas			
Population 92,582			
Candidate	Party	Status	Vote Percent
R. Styer	Rep	Incumbent	100

Union			
Population 52,300			
Candidate	Party	Status	Vote Percent
D. Phillips	Rep	Incumbent	100

Van Wert			
Population 28,744			
Primary Election			
Candidate	Party	Status	Vote Percent
E. Yarger	Rep	Challenger	50.45
C. Kennedy	Rep	Incumbent	49.55

Vinton			
Population 13,435			
Candidate	Party	Status	Vote Percent
T. Kimes-Brown	Dem	Incumbent	100

Warren			
Population 212,693			
Candidate	Party	Status	Vote Percent
D. Fornshell	Rep	Incumbent	100

Washington			
Population 61,778			
Candidate	Party	Status	Vote Percent
K. Rings	Rep	Open Seat	100

Wayne			
Population 114,520			
Candidate	Party	Status	Vote Percent
D. Lutz	Rep	Incumbent	100

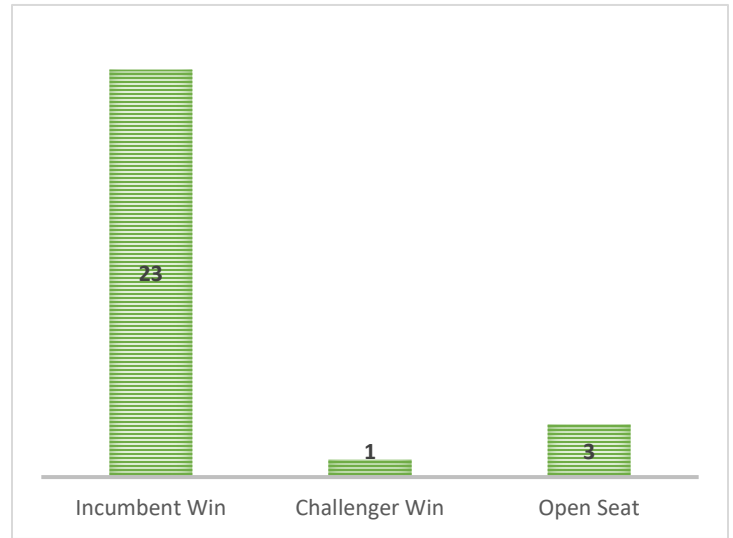
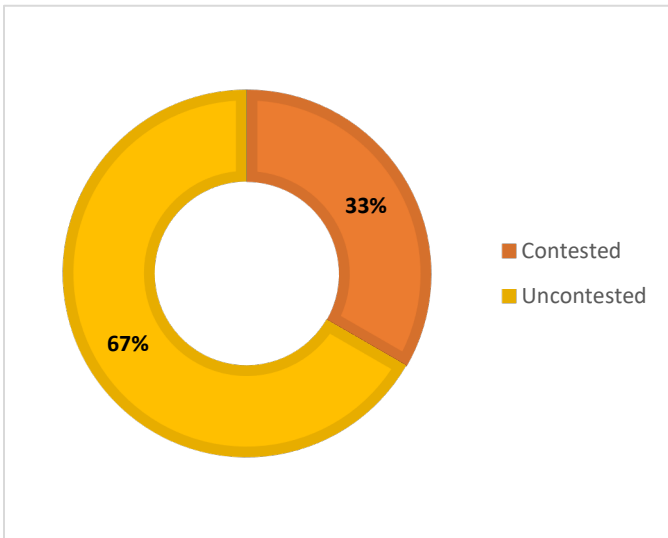
Williams			
Population 37,642			
Candidate	Party	Status	Vote Percent
K. Zartman	Rep	Open Seat	100

Wood			
Population 125,488			
Candidate	Party	Status	Vote Percent
P. Dobson	Rep	Incumbent	100

Wyandot			
Population 22,615			
Candidate	Party	Status	Vote Percent
D. Rowland	Rep	Incumbent	100

Oklahoma

Oklahoma elects 27 district attorneys in partisan elections. The district attorneys serve four year terms, and they preside over multi-county districts. Oklahoma does not require unopposed candidates to appear on the ballot in either the primary or the general election. The data in this report comes from the 2014 election.



District Overview

District 1			
Population 32,436			
Candidate	Party	Status	Vote Percent
J.M. Boring	Rep	Incumbent	N/A

District 2			
Population 69,105			
General Election			
Candidate	Party	Status	Vote Percent
A. Marsee	Rep	Open Seat	50.7
T. Ivester	Dem	Open Seat	49.3

District 3			
Population 53,045			
Candidate	Party	Status	Vote Percent
J. Wampler	Rep	Incumbent	N/A

District 4			
Population 207,625			
Candidate	Party	Status	Vote Percent
M. Fields	Rep	Incumbent	N/A

District 5			
Population 130,291			
Candidate	Party	Status	Vote Percent
F. Smith	Rep	Incumbent	N/A

District 6			
Population 133,551			
Candidate	Party	Status	Vote Percent
J. Hicks	Rep	Incumbent	N/A

District 7			
Population 718,633			
Candidate	Party	Status	Vote Percent
D. Prater	Dem	Incumbent	N/A

District 8			
Population 58,123			
Candidate	Party	Status	Vote Percent
B. Hermanson	Rep	Incumbent	N/A

District 9			
Population 119,198			
Primary Election			
Candidate	Party	Status	Vote Percent
L. Thomas	Rep	Incumbent	52.6
J. Bowyer	Rep	Challenger	26.1
D. McGrath	Rep	Challenger	21.4

District 10			
Population 64,049			
Candidate	Party	Status	Vote Percent
R. Duncan	Rep	Incumbent	N/A

District 11			
Population 61,512			
Candidate	Party	Status	Vote Percent
K. Buchanan	Rep	Incumbent	N/A

District 12			
Population 143,193			
Primary Election			
Candidate	Party	Status	Vote Percent
M. Ballard	Rep	Incumbent	61.1
E. Oquin	Rep	Challenger	25.1
J. Steidley	Rep	Challenger	13.8

District 13			
Population 73,335			
Candidate	Party	Status	Vote Percent
K. Wright III	Dem	Incumbent	N/A

District 14			
Population 603,403			
Primary Election			
Candidate	Party	Status	Vote Percent
S. Kunzweiler	Rep	Open Seat	46.8
B. Crain	Rep	Open Seat	13.4
F. Jordan	Rep	Open Seat	39.7

District 15			
Population 70,990			
Primary Election			
Candidate	Party	Status	Vote Percent
O. Loge Jr	Dem	Challenger	48
R. Brook	Dem	Challenger	8.4
L. Moore	Dem	Incumbent	43.6

District 16			
Population 61,538			
Candidate	Party	Status	Vote Percent
J. Smith	Dem	Incumbent	N/A

District 17			
Population 59,928			
Candidate	Party	Status	Vote Percent
M. Matloff	Dem	Incumbent	N/A

District 18			
Population 58,606			
Candidate	Party	Status	Vote Percent
C. Sullivan	Rep	Incumbent	N/A

District 19			
Population 62,523			
Candidate	Party	Status	Vote Percent
E. Redman	Dem	Incumbent	N/A

District 20			
Population 97,265			
Primary Election			
Candidate	Party	Status	Vote Percent
C. Ladd	Dem	Incumbent	67.7
H. Frock	Dem	Challenger	32.3
General Election			
C. Ladd	Dem	Incumbent	56.7
K. Tressler	Rep	Challenger	43.3

District 21			
Population 317,837			
Candidate	Party	Status	Vote Percent
J.G. Mashburn	Rep	Incumbent	67
M. Millstead	Dem	Challenger	33

District 22			
Population 76,977			
Candidate	Party	Status	Vote Percent
P. Smith	Rep	Incumbent	N/A

District 23			
Population 103,715			
Candidate	Party	Status	Vote Percent
R. Smothermon	Dem	Incumbent	N/A

District 24			
Population 82,158			
Candidate	Party	Status	Vote Percent
M. Cook	Rep	Incumbent	N/A

District 25			
Population 60,321			
Candidate	Party	Status	Vote Percent
O.R. Barris III	Dem	Incumbent	N/A

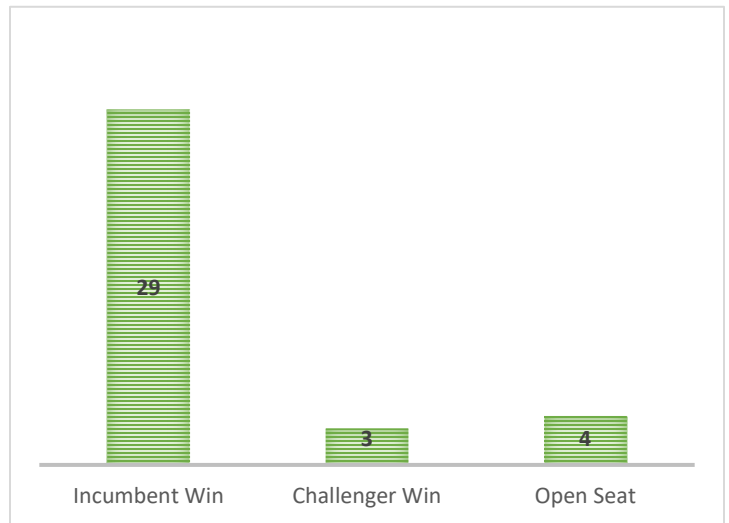
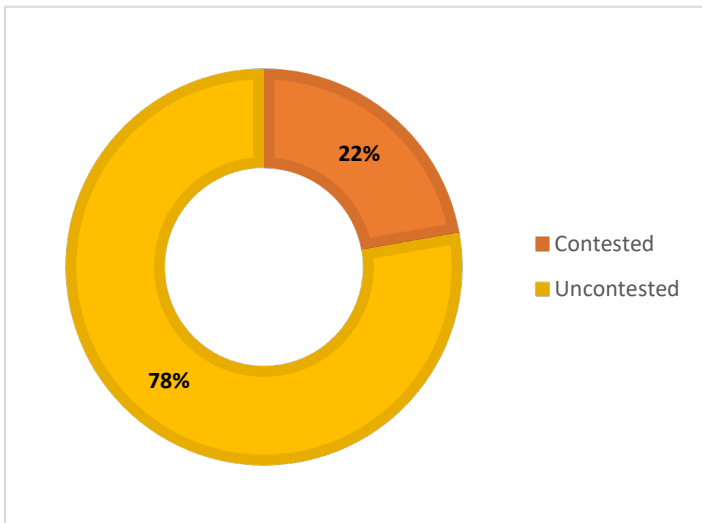
District 26			
Population 46,938			
Primary Election			
Candidate	Party	Status	Vote Percent
C. Boring	Rep	Open Seat	65.4
D. Lohmann	Rep	Open Seat	34.6

District 27			
Population 185,146			
Primary Election			
Candidate	Party	Status	Vote Percent
B. Kuester	Rep	Incumbent	74.9
T. Mize	Rep	Challenger	25.1

District	Counties	District	Counties
1	Beaver, Cimarron, Harper, Texas	15	Muskogee
2	Beckham, Custer, Ellis, Roger, Mills, Washita	16	Latimer, LeFlore
3	Greer, Harmon, Jackson, Kiowa, Tillman	17	Choctaw, McCurtain, Pushmataha
4	Blaine, Canadian, Garfield, Grant, Kingfisher	18	Haskell, Pittsburg
5	Comanche, Cotton	19	Atoka, Bryan, Coal
6	Caddo, Grady, Jefferson, Stephens	20	Carter, Johnston, Love, Marshall, Murray
7	Oklahoma	21	Cleveland, Garvin, McClain
8	Kay, Noble	22	Hughes, Pontotoc, Seminole
9	Logan, Payne	23	Lincoln, Pottawatomie
10	Osage, Pawnee	24	Creek, Okfuskee
11	Nowata, Washington	25	McIntosh, Okmulgee
12	Craig, Mayes, Rogers	26	Alfalfa, Dewey, Major, Woods, Woodward
13	Delaware, Ottawa	27	Adair, Cherokee, Sequoyah, Wagoner
14	Tulsa		

Oregon

Oregon elects 36 district attorneys in nonpartisan elections. The district attorneys serve four year terms, and they preside over a single county. Oregon does not hold primary elections if fewer than three candidates file for district attorney. The data in this report comes from elections held in 2014 and 2016.



District Overview

Baker		
Population 16,134		
Candidate	Status	Vote Percent
M. Shirtcliff	Incumbent	96.67

Benton		
Population 85,579		
Candidate	Status	Vote Percent
J. Haroldson	Incumbent	98.27

Clackamas		
Population 375,992		
Candidate	Status	Vote Percent
J. Foote	Incumbent	98.26

Clatsop		
Population 37,039		
Candidate	Status	Vote Percent
J. Marquis	Incumbent	90.79

Columbia		
Population 49,351		
Candidate	Status	Vote Percent
S. Atchison	Incumbent	97.18

Coos		
Population 63,043		
Candidate	Status	Vote Percent
P. Frasier	Incumbent	97.95

Crook		
Population 20,978		
Candidate	Status	Vote Percent
D. Vitolins	Incumbent	95.17

Curry		
Population 22,364		
Primary Election		
Candidate	Status	Vote Percent
E. Bryant	Challenger	46.39
E. Dial	Incumbent	53.29

Deschutes		
Population 157,733		
Primary Election		
Candidate	Status	Vote Percent
P. Flaherty	Incumbent	40.16
J. Hummel	Challenger	59.48

Douglas		
Population 107,667		
Candidate	Status	Vote Percent
R. Wesenberg	Incumbent	98.72

Gilliam		
Population 1,871		
Candidate	Status	Vote Percent
M. Weatherford	Incumbent	94.18

Grant		
Population 7,445		
Primary Election		
Candidate	Status	Vote Percent
J. Carpenter	Challenger	57.17
R. Goslin	Incumbent	42.04

Harney		
Population 7,422		
Primary Election		
Candidate	Status	Vote Percent
T. Beaubien	Open Seat	38.07
J. Lucas	Open Seat	61.83

Hood River		
Population 22,346		
Candidate	Status	Vote Percent
J. Sewell	Incumbent	97.78

Jackson		
Population 203,206		
Candidate	Status	Vote Percent
B. Heckert	Incumbent	98.87

Jefferson		
Population 21,720		
Candidate	Status	Vote Percent
S. Leriche	Incumbent	95.13

Josephine		
Population 82,713		
Candidate	Status	Vote Percent
R. Mulkins	Open Seat	98.28

Klamath		
Population 66,380		
Candidate	Status	Vote Percent
R. Patridge	Incumbent	98.58

Lake*		
Population 7,895		
Primary Election		
Candidate	Status	Vote Percent
P. Flaherty	Challenger	35.91
S. Forster	Challenger	35.15
U. Stapleton	Incumbent	28.72
General Election		
S. Forster	Challenger	67.26

* Although S. Forster lost the primary election, she was able to run in the general election because P. Flaherty dropped out of the race before the general election.

Lane		
Population 351,715		
Primary Election		
Candidate	Status	Vote Percent
C. Tullos	Challenger	24.37
P. Perlow	Incumbent	75.2

Lincoln		
Population 46,034		
Candidate	Status	Vote Percent
M. Branam	Incumbent	98.06

Linn		
Population 116,672		
Candidate	Status	Vote Percent
D. Marteeny	Incumbent	98.81

Malheur		
Population 31,313		
Candidate	Status	Vote Percent
E. Landis	Open Seat	99.05

Marion		
Population 315,335		
Candidate	Status	Vote Percent
W. Beglau	Incumbent	98.85

Morrow		
Population 11,173		
Candidate	Status	Vote Percent
J. Nelson	Incumbent	99.13

Multnomah		
Population 735,334		
Candidate	Status	Vote Percent
R. Underhill	Incumbent	98.18

Polk		
Population 75,403		
Candidate	Status	Vote Percent
A. Felton	Incumbent	98.89

Sherman		
Population 1,765		
Candidate	Status	Vote Percent
W. McLeod	Incumbent	98.53

Tillamook		
Population 25,250		
Candidate	Status	Vote Percent
B. Porter	Incumbent	95.01

Umatilla		
Population 75,889		
Candidate	Status	Vote Percent
D. Primus	Incumbent	98.96

Union		
Population 25,748		
Candidate	Status	Vote Percent
K. McDaniel	Incumbent	96.65

Wallowa		
Population 7,008		
Candidate	Status	Vote Percent
M. Williams	Incumbent	95.59

Wasco		
Population 25,213		
Candidate	Status	Vote Percent
E. Nisley	Incumbent	92.77

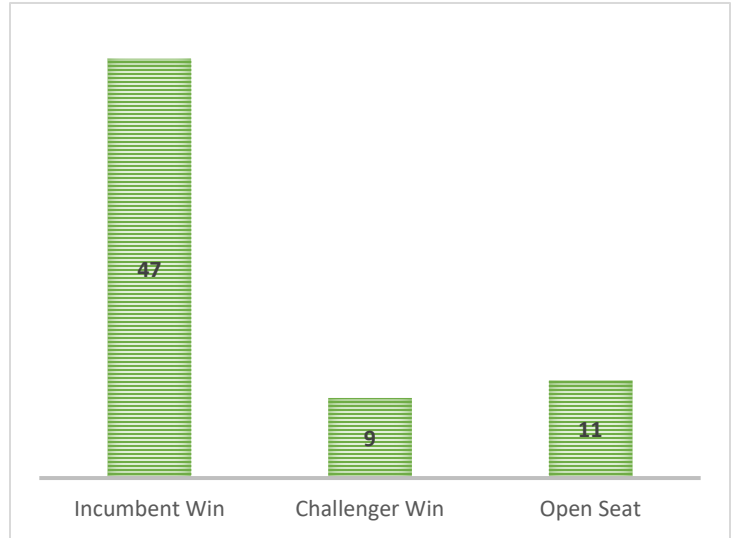
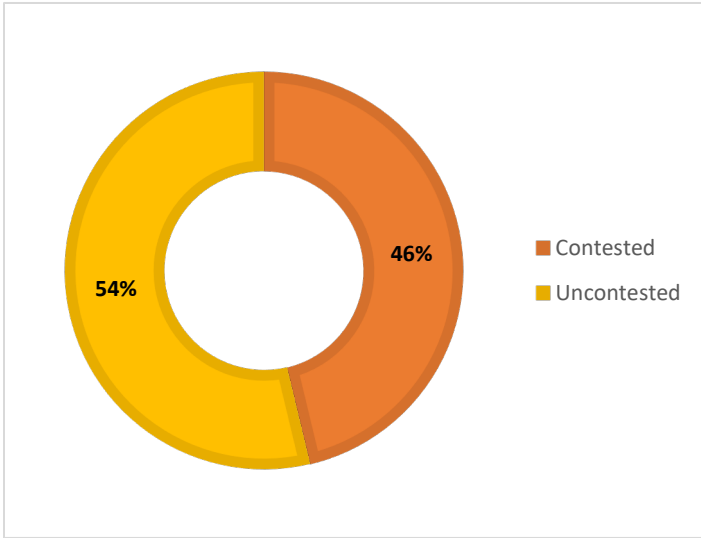
Washington		
Population 529,710		
Candidate	Status	Vote Percent
B. Hermann	Incumbent	98.91

Wheeler		
Population 1,441		
Primary Election		
Candidate	Status	Vote Percent
G. Ladd	Open Seat	51.78
J. Springer	Open Seat	47.85

Yamhill		
Population 99,193		
Primary Election		
Candidate	Status	Vote Percent
B. Berry	Incumbent	70.06
A. Eagan	Challenger	29.54

Pennsylvania

Pennsylvania elects 67 district attorneys in partisan elections. The district attorneys serve four year terms, and they preside over a single county. The data in this report comes from the elections held in 2015 and 2017.



District Overview

Adams			
Population 101,407			
Candidate	Party	Status	Vote Percent
B. Sinnet	Rep	Open Seat	99.5

Allegheny			
Population 1,223,348			
Candidate	Party	Status	Vote Percent
S. Zappala Jr.	Dem	Incumbent	99.1

Armstrong			
Population 68,941			
General Election			
Candidate	Party	Status	Vote Percent
C. Calarie	Dem	Open Seat	29.7
K. Charlton	Rep	Open Seat	70.3

Beaver			
Population 170,539			
Primary Election			
Candidate	Party	Status	Vote Percent
G. Benyo Jr.	Rep	Open Seat	30.5
D. Lozier	Rep	Open Seat	66.5
D. Goodwald	Dem	Open Seat	28.2
F. Martocci	Dem	Open Seat	38.9
A. Torrence	Dem	Open Seat	32
General Election			
D. Lozier	Rep	Open Seat	50.5
F. Martocci	Dem	Open Seat	49.4

Bedford			
Population 49,762			
Candidate	Party	Status	Vote Percent
W. Higgins Jr.	Rep	Incumbent	98.1

Berks			
Population 411,442			
Candidate	Party	Status	Vote Percent
J. Adams	Dem	Incumbent	99.8

Blair			
Population 127,089			
Primary Election			
Candidate	Party	Status	Vote Percent
R. Consiglio	Rep	Incumbent	65.4
R. Donaldson	Rep	Challenger	34.4

Bradford			
Population 62,622			
Primary Election			
Candidate	Party	Status	Vote Percent
D. Barrett	Rep	Incumbent	50.8
C. Donald	Rep	Challenger	19.7
J. Smith	Rep	Challenger	29.5

Bucks			
Population 625,249			
General Election			
Candidate	Party	Status	Vote Percent
R. Scholer	Dem	Challenger	45.58
M. Weintraub	Rep	Incumbent	54.41

Butler			
Population 183,862			
Candidate	Party	Status	Vote Percent
R. Goldinger	Rep	Incumbent	99.4

Cambria			
Population 143,679			
General Election			
Candidate	Party	Status	Vote Percent
K. Callihan	Dem	Incumbent	67.8
T. Leiden	Rep	Challenger	32.1

Cameron			
Population 5,085			
General Election			
Candidate	Party	Status	Vote Percent
P. Malizia	Ind	Incumbent	49.6
J. Miglicio	Rep	Challenger	50.4

Carbon			
Population 65,249			
General Election			
Candidate	Party	Status	Vote Percent
J. Engler	Dem	Incumbent	53.4
A. Weaver	Rep	Challenger	46.5

Centre			
Population 153,990			
Primary Election			
Candidate	Party	Status	Vote Percent
B. Cantorna	Dem	Challenger	69.4
S. Parks Miller	Dem	Incumbent	30.4

Chester			
Population 498,886			
General Election			
Candidate	Party	Status	Vote Percent
T. Hogan	Rep	Incumbent	59.9
T. Purl	Dem	Challenger	40

Clarion			
Population 39,988			
Candidate	Party	Status	Vote Percent
M. Aaron	NP	Incumbent	N/A*

Clearfield			
Population 81,642			
General Election			
Candidate	Party	Status	Vote Percent
L. Nedza	Rep	Challenger	36.9
W. Shaw Jr.	Dem	Incumbent	63

* Unable to obtain election results from county clerk.

Clinton			
Population 39,238			
Primary Election			
Candidate	Party	Status	Vote Percent
P. Ryan	Dem	Open Seat	47.64
D. Strouse	Dem	Open Seat	52.35
General Election			
F. Lingle	Rep	Open Seat	40.72
D. Strouse	Dem	Open Seat	59.27

Columbia			
Population 67,295			
Candidate	Party	Status	Vote Percent
T. Leipold	Rep	Incumbent	99.6

Crawford			
Population 88,765			
Candidate	Party	Status	Vote Percent
F. Schultz	Rep	Incumbent	100

Cumberland			
Population 235,406			
Candidate	Party	Status	Vote Percent
D. Freed	Rep	Incumbent	98.8

Dauphin			
Population 268,100			
Candidate	Party	Status	Vote Percent
E. Marisco Jr.	Rep	Incumbent	99.8

Delaware			
Population 558,979			
Candidate	Party	Status	Vote Percent
J. Whelan	Rep	Incumbent	99.87

Elk			
Population 31,946			
Candidate	Party	Status	Vote Percent
S. McMahon	Dem	Incumbent	99.4

Erie			
Population 280,566			
Candidate	Party	Status	Vote Percent
J. Daneri	Rep	Incumbent	100

Fayette			
Population 136,606			
Primary Election			
Candidate	Party	Status	Vote Percent
R. Bower	Dem	Challenger	53
J. Heneks	Dem	Incumbent	47

Forest			
Population 7,716			
Primary Election			
Candidate	Party	Status	Vote Percent
B. Litten	Rep	Open Seat	55.6
R.P. Rockwell	Rep	Open Seat	34.2

Franklin			
Population 149,618			
Candidate	Party	Status	Vote Percent
M. Fogal	Rep	Incumbent	99

Fulton			
Population 14,845			
Candidate	Party	Status	Vote Percent
T. Kendall	Rep	Incumbent	99.5

Greene			
Population 38,686			
Candidate	Party	Status	Vote Percent
M. Fox	Dem	Incumbent	98.3

Huntingdon			
Population 45,913			
Candidate	Party	Status	Vote Percent
D. Smith	Rep	Incumbent	98.9

Indiana			
Population 88,880			
Candidate	Party	Status	Vote Percent
P. Dougherty	Dem	Incumbent	N/A

Jefferson			
Population 45,200			
Primary Election			
Candidate	Party	Status	Vote Percent
J. Burkett	Rep	Incumbent	76.16
J. Ryan	Rep	Challenger	23.83

Juniata			
Population 24,636			
Candidate	Party	Status	Vote Percent
C. Snook	Rep	Incumbent	98.3

Lackawanna			
Population 214,437			
Primary Election			
Candidate	Party	Status	Vote Percent
S. Scanlon	Rep	Incumbent	38.8
E. Talerico Jr.	Rep	Challenger	60.4
General Election			
M. Powell	Dem	Challenger	51.5
E. Talerico Jr.	Rep	Challenger	48.4

Lancaster			
Population 519,445			
Candidate	Party	Status	Vote Percent
C. Stedman	Rep	Incumbent	99.5

Lawrence			
Population 91,108			
Candidate	Party	Status	Vote Percent
J. Lamancusa	Dem	Incumbent	99.4

Lebanon			
Population 133,568			
Candidate	Party	Status	Vote Percent
D. Arnold Jr.	Rep	Incumbent	98.9

Lehigh			
Population 349,497			
Candidate	Party	Status	Vote Percent
J. Martin	Rep	Incumbent	100

Luzerne			
Population 320,918			
General Election			
Candidate	Party	Status	Vote Percent
V. DeLuca	Dem	Challenger	36.7
S. Salavantis	Rep	Incumbent	63.2

Lycoming			
Population 116,111			
General Election			
Candidate	Party	Status	Vote Percent
M. Kilgus	Dem	Challenger	24.4
E. Linhardt	Rep	Incumbent	55.3
P. Petcavage	Ind	Challenger	20.2

McKean			
Population 43,450			
Primary Election			
Candidate	Party	Status	Vote Percent
R. Learn	Rep	Incumbent	47.76
S. Vettenburg-Shaffer	Rep	Challenger	52.23

Mercer			
Population 116,638			
General Election			
Candidate	Party	Status	Vote Percent
M. Karson Jr.	Rep	Challenger	62.2
R. Kochems	Dem	Incumbent	37.7

Mifflin			
Population 46,682			
Primary Election			
Candidate	Party	Status	Vote Percent
J. Davis	Rep	Open Seat	11.8
M. Remy	Rep	Open Seat	13.2
N. Schrum	Rep	Open Seat	28
C. Torquato	Rep	Open Seat	47

Monroe			
Population 169,842			
Candidate	Party	Status	Vote Percent
D. Christine	Rep	Incumbent	100

Montgomery			
Population 799,874			
General Election			
Candidate	Party	Status	Vote Percent
B. Castor Jr.	Rep	Open Seat	44.7
K. Steele	Dem	Open Seat	55.3

Montour			
Population 18,267			
Candidate	Party	Status	Vote Percent
A. Mattis	Rep	Open Seat	99.1

Northampton			
Population 297,735			
Candidate	Party	Status	Vote Percent
J. Morganelli	Dem	Incumbent	99.8

Northumberland			
Population 94,528			
General Election			
Candidate	Party	Status	Vote Percent
A. Matulewicz*	Rep	Challenger	57.5
A. Targonski	Dem	Incumbent	42.5

Perry			
Population 45,969			
Primary Election			
Candidate	Party	Status	Vote Percent
A. Bender	Rep	Challenger	59.5
C. Chenot III	Rep	Incumbent	30.3
B. Wevodau	Rep	Challenger	10.2

Philadelphia			
Population 1,526,006			
Primary Election			
Candidate	Party	Status	Vote Percent
T. Deni	Dem	Open Seat	1.5
T. El Shabazz	Dem	Open Seat	11.6
J. Khan	Dem	Open Seat	20.3
L. Krasner	Dem	Open Seat	38.2
R. Negrin	Dem	Open Seat	14.2
J. O'Neill	Dem	Open Seat	6
M. Untermeyer	Dem	Open Seat	8.2
General Election			
L. Krasner	Dem	Open Seat	74.7
B. Grossman	Rep	Open Seat	25.3

Pike			
Population 57,369			
General Election			
Candidate	Party	Status	Vote Percent
K. Gaughan	Rep	Challenger	48.1
R. Tonkin†	Dem	Incumbent	51.9

Potter			
Population 17,457			
Candidate	Party	Status	Vote Percent
A. Watson	Rep	Incumbent	97.8

* Challenger A. Matulewicz ran in the Democratic primary and lost, and then ran as a Republican in the general election and won.

† Incumbent Tonkin ran in the Republican primary and lost, then ran in the general election as a Democrat.

Schuylkill			
Population 148,289			
General Election			
Candidate	Party	Status	Vote Percent
C. Holman	Rep	Incumbent	45.3
M. O'Pake	Dem	Challenger	54.6

Snyder			
Population 39,702			
Candidate	Party	Status	Vote Percent
M. Piecuch	Rep	Incumbent	99.5

Somerset			
Population 77,742			
Candidate	Party	Status	Vote Percent
L. Strasiser	Dem	Incumbent	99

Sullivan			
Population 6,428			
Candidate	Party	Status	Vote Percent
L. Simpson	Rep	Incumbent	100

Susquehanna			
Population 43,356			
Primary Election			
Candidate	Party	Status	Vote Percent
P. Daly	Rep	Open Seat	11
R. Klein	Rep	Open Seat	44.9
M. O'Malley	Rep	Open Seat	44.1

Tioga			
Population 41,981			
Primary Election			
Candidate	Party	Status	Vote Percent
K. Deats	Rep	Incumbent	44.5
M. Morris	Rep	Challenger	25.6
T. Walrath Jr.	Rep	Challenger	29.8

Union			
Population 44,947			
Candidate	Party	Status	Vote Percent
D.P. Johnson	Rep	Incumbent	100

Venango			
Population 54,984			
Candidate	Party	Status	Vote Percent
S. White	Rep	Incumbent	99

Warren			
Population 41,815			
Candidate	Party	Status	Vote Percent
R. Greene	Rep	Incumbent	N/A*

Washington			
Population 207,820			
General Election			
Candidate	Party	Status	Vote Percent
P. Marcoline	Dem	Challenger	38.2
E. Vittone	Rep	Incumbent	61.7

Wayne			
Population 52,822			
Candidate	Party	Status	Vote Percent
J. Edwards	Rep	Incumbent	87

Westmoreland			
Population 365,169			
Candidate	Party	Status	Vote Percent
J. Peck	Dem	Incumbent	100

Wyoming			
Population 28,276			
Candidate	Party	Status	Vote Percent
J. Mitchell	Dem	Incumbent	99

York			
Population 434,972			
Primary Election			
Candidate	Party	Status	Vote Percent
J. Eshbach	Rep	Open Seat	48.2
D. Sunday	Rep	Open Seat	51.7

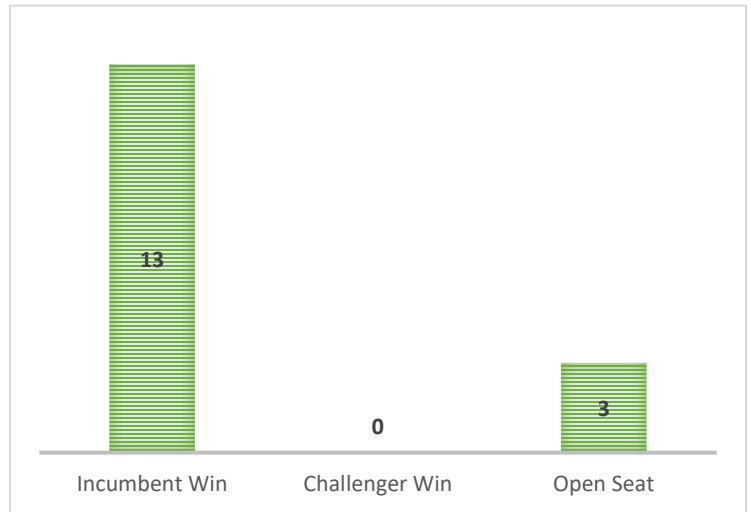
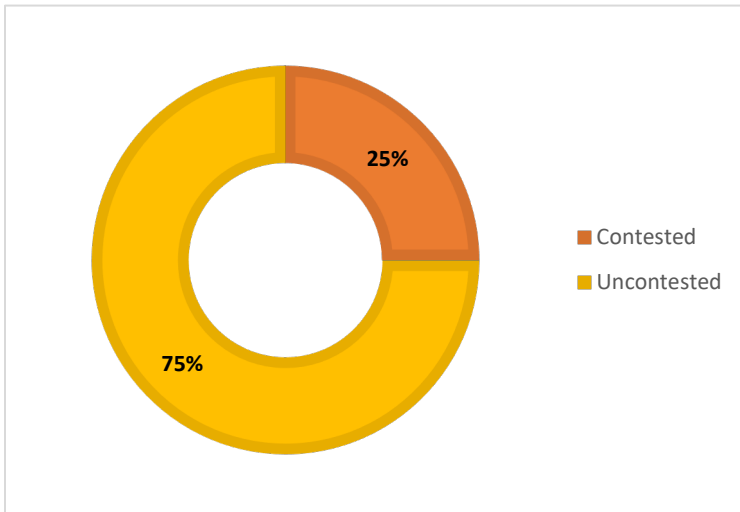
* Unable to obtain election results from county clerk.

Rhode Island

The state of Rhode Island does not select local prosecutors. All criminal cases are handled by the state Attorney General, who is elected.

South Carolina

South Carolina elects 16 solicitors in partisan elections. The solicitors serve four year terms, and they preside over multi-county districts. South Carolina does not require unopposed candidates to appear on the ballot in the primary election. The data in this report comes from elections held in 2014 and 2016.



District Overview

District 1			
Population 244,231			
Candidate	Party	Status	Vote Percent
D. Pascoe	Dem	Incumbent	98.81

District 2			
Population 198,707			
Candidate	Party	Status	Vote Percent
J. Thurmond Jr.	Rep	Incumbent	99.04

District 3			
Population 196,070			
Candidate	Party	Status	Vote Percent
E. Finney III	Dem	Incumbent	99.1

District 4			
Population 176,410			
Candidate	Party	Status	Vote Percent
W. Rogers Jr.	Dem	Incumbent	99.36

District 5			
Population 446,201			
Candidate	Party	Status	Vote Percent
D. Johnson	Dem	Incumbent	98.97

District 6			
Population 133,748			
Primary Election			
Candidate	Party	Status	Vote Percent
R. Newman Jr.	Rep	Open Seat	55.03
T. Holland Sr.	Rep	Open Seat	44.97
General Election			
W. Frick	Dem	Open Seat	47.78
R. Newman Jr.	Rep	Open Seat	52.17

District 7			
Population 339,649			
Candidate	Party	Status	Vote Percent
B. Barnette	Rep	Incumbent	99.33

District 8			
Population 199,123			
Candidate	Party	Status	Vote Percent
D. Stumbo	Rep	Incumbent	99.22

District 9			
Population 528,052			
Candidate	Party	Status	Vote Percent
S. Wilson	Rep	Incumbent	98.82

District 10			
Population 261,399			
Primary Election			
Candidate	Party	Status	Vote Percent
D. Wagner Jr.	Rep	Open Seat	49.84
W. Burr	Rep	Open Seat	17.55
R. Campbell	Rep	Open Seat	32.87

District 11			
Population 319,484			
Primary Election			
Candidate	Party	Status	Vote Percent
R. Hubbard III	Rep	Open Seat	49.84
C. Lively	Rep	Open Seat	31.54
L. Wedekind	Rep	Open Seat	18.61

District 12			
Population 169,947			
Candidate	Party	Status	Vote Percent
E. Clements III	Dem	Incumbent	98.94

District 13			
Population 570,449			
Candidate	Party	Status	Vote Percent
W. Wilkins	Rep	Incumbent	99.16

District 14			
Population 257,411			
Primary Election			
Candidate	Party	Status	Vote Percent
D. Stone III	Rep	Incumbent	68.92
A. McCall-Tanner	Rep	Challenger	31.08

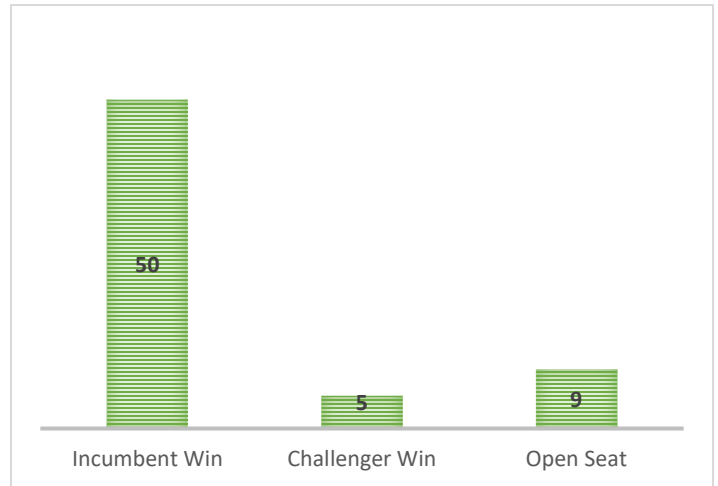
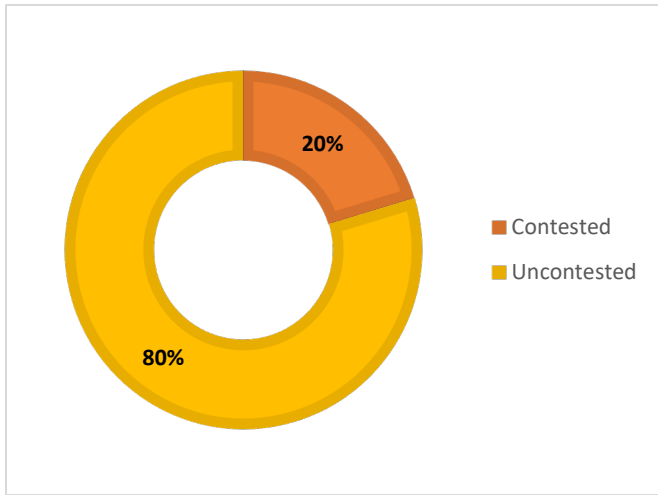
District 15			
Population 329,449			
Candidate	Party	Status	Vote Percent
J. Richardson	Rep	Incumbent	99.44

District 16			
Population 255,034			
Candidate	Party	Status	Vote Percent
K. Brackett	Rep	Incumbent	99.09

District	Counties
1	Calhoun, Orangeburg, Dorchester
2	Aiken, Barnwell, Bamberg
3	Lee, Sumter, Clarendon, Williamsburg
4	Dillon, Chesterfield, Darlington, Marlboro
5	Kershaw, Richland
6	Chester, Fairfield, Lancaster
7	Cherokee, Spartanburg
8	Abbeville, Newberry, Laurens, Greenwood
9	Berkeley, Charleston
10	Oconee, Anderson
11	McCormick, Edgefield, Lexington, Saluda
12	Florence, Marion
13	Pickens, Greenville
14	Allendale, Colleton, Hampton, Beaufort, Jasper
15	Georgetown, Horry
16	York, Union

South Dakota

South Dakota elects 64 state's attorneys in partisan elections. The state's attorneys serve four year terms, and they preside over a single county. South Dakota does not require unopposed candidates to appear on the ballot in either the primary or the general election. The data in this report comes from the 2016 election. In the 2016 election, Hamlin County did not have a single candidate run for prosecuting attorney.



District Overview

Aurora			
Population 2,710			
Candidate	Party	Status	Vote Percent
J. Steele	Dem	Incumbent	N/A

Beadle			
Population 17,398			
Candidate	Party	Status	Vote Percent
M. Moore	Dem	Incumbent	N/A

Bennett			
Population 3,431			
Primary Election			
Candidate	Party	Status	Vote Percent
K. Orrock	Rep	Incumbent	25.4
S. Harris	Rep	Challenger	74.59
B. Long	Dem	Challenger	57.14
S. MacNally	Dem	Challenger	42.85
General Election			
S. Harris	Rep	Challenger	63
B. Long	Dem	Challenger	37

Bon Homme			
Population 7,070			
General Election			
Candidate	Party	Status	Vote Percent
P. Boschma	Ind	Challenger	20
L. Rothschadl	Rep	Incumbent	80

Brookings			
Population 31,965			
General Election			
Candidate	Party	Status	Vote Percent
A. Howard	Dem	Open Seat	54
D. Nelson	Rep	Open Seat	46

Brown			
Population 36,531			
Candidate	Party	Status	Vote Percent
C. White	Rep	Open Seat	N/A

Brule			
Population 5,255			
General Election			
Candidate	Party	Status	Vote Percent
D. Natvig	Rep	Challenger	56
T. Rossow	Ind	Incumbent	44

Buffalo			
Population 1,912			
Candidate	Party	Status	Vote Percent
D. Larson	Dem	Open Seat	N/A

Butte			
Population 10,110			
Candidate	Party	Status	Vote Percent
C. Wendt	Rep	Incumbent	N/A

Campbell			
Population 1,466			
Candidate	Party	Status	Vote Percent
M. Kroontje	Rep	Incumbent	N/A

Charles Mix			
Population 9,129			
General Election			
Candidate	Party	Status	Vote Percent
S. Cotton	Rep	Open Seat	69
S. Podhradsky	Dem	Open Seat	31

Clark			
Population 3,691			
Candidate	Party	Status	Vote Percent
C. Fjelland	Rep	Incumbent	N/A

Clay			
Population 13,864			
General Election			
Candidate	Party	Status	Vote Percent
T. Gertsma	Dem	Incumbent	46.78
A. Tracy	Rep	Challenger	53.22

Codington			
Population 27,227			
Candidate	Party	Status	Vote Percent
P. McCann	Dem	Incumbent	N/A

Corson			
Population 4,050			
Candidate	Party	Status	Vote Percent
E. Bogue	Ind	Incumbent	N/A

Custer			
Population 8,216			
Candidate	Party	Status	Vote Percent
T. Kelley	Rep	Incumbent	N/A

Davison			
Population 19,504			
Candidate	Party	Status	Vote Percent
J. Miskimins	Rep	Incumbent	N/A

Day			
Population 5,710			
Candidate	Party	Status	Vote Percent
D. Smeins	Dem	Incumbent	N/A

Deuel			
Population 4,364			
Candidate	Party	Status	Vote Percent
J. Knight	Dem	Incumbent	N/A

Dewey			
Population 5,301			
Candidate	Party	Status	Vote Percent
S. Aberle	Dem	Incumbent	N/A

Douglas			
Population 3,002			
Candidate	Party	Status	Vote Percent
C. Parkhurst	Rep	Incumbent	N/A

Edmunds			
Population 4,071			
Primary Election			
Candidate	Party	Status	Vote Percent
V. Beck	Rep	Incumbent	59.94
S. Larson	Rep	Challenger	40

Fall River			
Population 7,094			
General Election			
Candidate	Party	Status	Vote Percent
P. Ginsbach	Dem	Challenger	41
J. Sword	Rep	Incumbent	59

Faulk			
Population 2,364			
Candidate	Party	Status	Vote Percent
T. Bormann	Rep	Incumbent	N/A

Grant			
Population 7,356			
Candidate	Party	Status	Vote Percent
M. Reedstrom	Rep	Incumbent	N/A

Gregory			
Population 4,271			
Candidate	Party	Status	Vote Percent
A. Bartling	Rep	Open Seat	N/A

Haakon			
Population 1,937			
Candidate	Party	Status	Vote Percent
B. Kjerstad McKnight	Rep	Incumbent	N/A

Hamlin*			
Population 5,903			
Candidate	Party	Status	Vote Percent
N/A	N/A	Open	N/A

* No candidate ran for local prosecutor, as a result J. Delzer was appointed to the office.

Hand			
Population 3,431			
Candidate	Party	Status	Vote Percent
E. Anson	Rep	Incumbent	N/A

Hanson			
Population 3,331			
Candidate	Party	Status	Vote Percent
J. Davies	Dem	Incumbent	N/A

Harding			
Population 1,255			
Candidate	Party	Status	Vote Percent
D. Ginsbach	Rep	Open Seat	N/A

Hughes			
Population 17,022			
Candidate	Party	Status	Vote Percent
W. Kloepfner	Rep	Incumbent	N/A

Hutchinson			
Population 7,343			
Candidate	Party	Status	Vote Percent
G. Roth	Rep	Incumbent	N/A

Hyde			
Population 1,420			
Candidate	Party	Status	Vote Percent
M. Voorhees	Ind	Incumbent	N/A

Jackson			
Population 3,031			
Candidate	Party	Status	Vote Percent
D. Van Gorp	Rep	Incumbent	N/A

Jerauld			
Population 2,071			
General Election			
Candidate	Party	Status	Vote Percent
C. Bridgman	Ind	Incumbent	34
D. Koch	Rep	Challenger	66

Jones			
Population 1,006			
Candidate	Party	Status	Vote Percent
A. Fuoss	Rep	Incumbent	N/A

Kingsbury			
Population 5,148			
General Election			
Candidate	Party	Status	Vote Percent
G. Gass	Ind	Incumbent	61
G. Schumacher	Rep	Challenger	39

Lake			
Population 11,200			
Candidate	Party	Status	Vote Percent
M. de Castro	Rep	Incumbent	N/A

Lawrence			
Population 24,097			
General Election			
Candidate	Party	Status	Vote Percent
J. Fitzgerald	Rep	Incumbent	64
J. Olson	Ind	Challenger	36

Lincoln			
Population 44,828			
Candidate	Party	Status	Vote Percent
T. Wollman	Rep	Incumbent	N/A

Lyman			
Population 3,755			
Candidate	Party	Status	Vote Percent
S. Smith	Ind	Open Seat	N/A

Marshall			
Population 4,656			
General Election			
Candidate	Party	Status	Vote Percent
D. Frohling	Rep	Challenger	69
C. Locken	Ind	Incumbent	31

McCook			
Population 5,618			
Candidate	Party	Status	Vote Percent
M. Fink	Rep	Incumbent	N/A

McPherson			
Population 2,459			
Candidate	Party	Status	Vote Percent
D. Kallenberger	Rep	Incumbent	N/A

Meade			
Population 25,434			
Candidate	Party	Status	Vote Percent
K. Krull	Rep	Incumbent	N/A

Mellette			
Population 2,048			
Candidate	Party	Status	Vote Percent
Z. Pahlke	Rep	Incumbent	N/A

Miner			
Population 2,389			
Candidate	Party	Status	Vote Percent
G. Protsch	Dem	Incumbent	N/A

Minnehaha			
Population 169,468			
Candidate	Party	Status	Vote Percent
A. McGowan	Dem	Incumbent	N/A

Moody			
Population 6,486			
Candidate	Party	Status	Vote Percent
P. Lewis	Rep	Incumbent	N/A

Pennington			
Population 100,948			
Candidate	Party	Status	Vote Percent
M. Vargo	Rep	Incumbent	N/A

Perkins			
Population 2,982			
Candidate	Party	Status	Vote Percent
S. Penfield	Rep	Incumbent	N/A

Potter			
Population 2,329			
Primary Election			
Candidate	Party	Status	Vote Percent
M. Larson	Rep	Challenger	47.07
C. Smith	Rep	Incumbent	52.93

Roberts			
Population 10,149			
Candidate	Party	Status	Vote Percent
K. Nikolas	Dem	Open Seat	N/A

Sanborn			
Population 2,355			
Candidate	Party	Status	Vote Percent
J. Larson	Rep	Incumbent	N/A

Spink			
Population 6,415			
Candidate	Party	Status	Vote Percent
V. Fischbach	Dem	Incumbent	N/A

Stanley			
Population 2,966			
Candidate	Party	Status	Vote Percent
T. Maher	Rep	Incumbent	N/A

Sully			
Population 1,373			
Candidate	Party	Status	Vote Percent
E. Sovell	Rep	Incumbent	N/A

Tripp			
Population 5,644			
Candidate	Party	Status	Vote Percent
A. Pahlke	Rep	Incumbent	N/A

Turner			
Population 8,347			
Candidate	Party	Status	Vote Percent
K. Hoffman	Rep	Incumbent	N/A

Union			
Population 14,399			
Candidate	Party	Status	Vote Percent
J. Miller	Rep	Incumbent	N/A

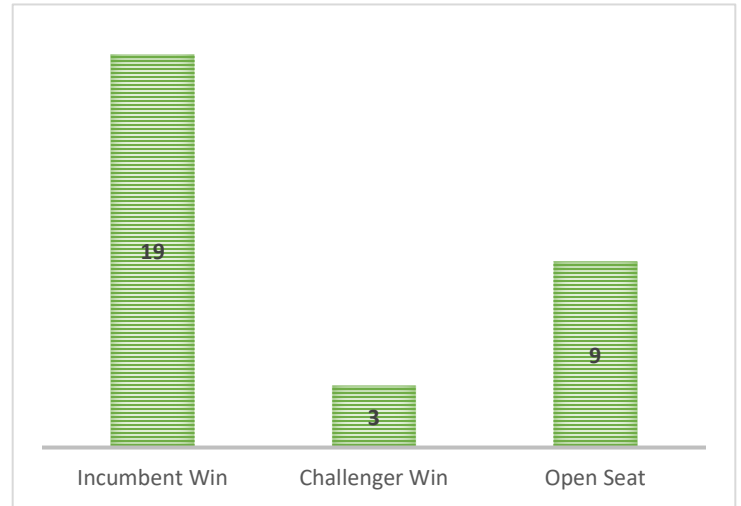
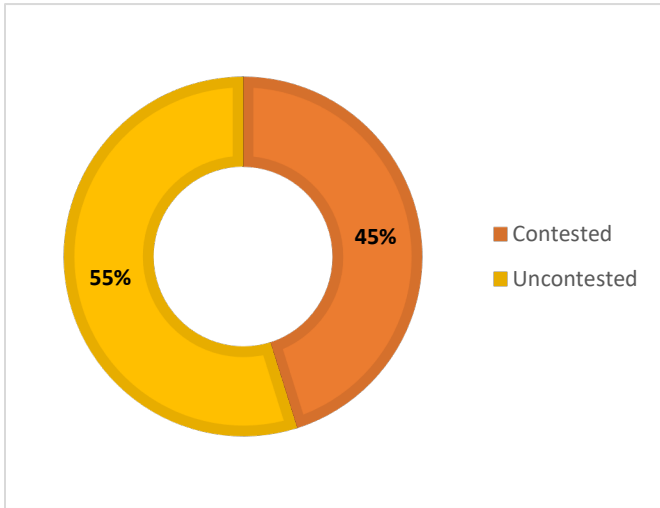
Walworth			
Population 5,438			
Candidate	Party	Status	Vote Percent
J. Hare	Rep	Incumbent	N/A

Yankton			
Population 22,438			
Candidate	Party	Status	Vote Percent
R. Kilmisch	Rep	Incumbent	N/A

Ziebach			
Population 2,801			
Candidate	Party	Status	Vote Percent
C. Laurenz-Bogue	Rep	Incumbent	N/A

Tennessee

Tennessee elects 31 district attorneys general in partisan elections. The district attorneys general serve eight year terms, and they preside over multi-county districts. The data in this report comes from the 2014 election.



District Overview

District 1			
Population 216,960			
Primary Election			
Candidate	Party	Status	Vote Percent
T. Clark	Rep	Incumbent	54.4
J. Cochran	Rep	Challenger	45.4
General Election			
T. Clark	Rep	Incumbent	65.6
D. Smith	Ind	Challenger	34.4

District 2			
Population 156,823			
Candidate	Party	Status	Vote Percent
B. Staubus	Rep	Incumbent	100

District 3			
Population 195,027			
Primary Election			
Candidate	Party	Status	Vote Percent
D. Armstrong	Rep	Open Seat	65.8
E. Kershaw	Rep	Open Seat	34.2
General Election			
D. Armstrong	Rep	Open Seat	65
C. Mills	Dem	Open Seat	35.3

District 4			
Population 199,615			
Candidate	Party	Status	Vote Percent
J. Dunn	Rep	Incumbent	100

District 5			
Population 123,010			
Candidate	Party	Status	Vote Percent
M. Flynn	Rep	Incumbent	100

District 6			
Population 432,226			
Candidate	Party	Status	Vote Percent
C. Knight	Rep	Open Seat	100

District 7			
Population 75,129			
Candidate	Party	Status	Vote Percent
D. Clark	Dem	Incumbent	100

District 8			
Population 132,225			
General Election			
Candidate	Party	Status	Vote Percent
J. Effler	Ind	Challenger	58.4
L. Phillips-Jones	Ind	Incumbent	41.6

District 9			
Population 136,477			
Candidate	Party	Status	Vote Percent
R. Johnson	Ind	Incumbent	100

District 10			
Population 212,573			
Primary Election			
Candidate	Party	Status	Vote Percent
S. Crump	Rep	Incumbent	73.5
S. Hatchett	Rep	Challenger	26.5

District 11			
Population 336,463			
Candidate	Party	Status	Vote Percent
N. Pinkston	Rep	Open Seat	100

District 12			
Population 141,789			
Candidate	Party	Status	Vote Percent
M. Taylor	Dem	Incumbent	100

District 13			
Population 207,959			
Primary Election			
Candidate	Party	Status	Vote Percent
B. Dunaway	Rep	Open Seat	53
S. Fry	Rep	Open Seat	47
General Election			
B. Dunaway	Rep	Open Seat	63.7
T. Craighead	Dem	Open Seat	36.2

District 14			
Population 52,796			
General Election			
Candidate	Party	Status	Vote Percent
C. Northcott	Rep	Challenger	54.1
M. Layne	Dem	Incumbent	45.9

District 15			
Population 174,915			
Candidate	Party	Status	Vote Percent
T. Thompson Jr.	Ind	Incumbent	100

District 16			
Population 276,405			
Primary Election			
Candidate	Party	Status	Vote Percent
J. Jones	Rep	Open Seat	62.4
C. Ward	Rep	Open Seat	37.6

District 17			
Population 115,398			
Candidate	Party	Status	Vote Percent
R. Carter	Ind	Incumbent	100

District 18			
Population 160,645			
Candidate	Party	Status	Vote Percent
R. Whitley	Rep	Incumbent	100

District 19			
Population 238,614			
General Election			
Candidate	Party	Status	Vote Percent
J. Carney Jr.	Ind	Incumbent	52.8
J. Wallace	Ind	Challenger	47.2

District 20			
Population 626,681			
Primary Election			
Candidate	Party	Status	Vote Percent
G. Funk	Dem	Open Seat	42.7
D. Lance	Dem	Open Seat	23.3
R. McGuire	Dem	Open Seat	33

District 21			
Population 227,948			
Candidate	Party	Status	Vote Percent
K. Helper	Rep	Incumbent	100

District 22			
Population 169,331			
General Election			
Candidate	Party	Status	Vote Percent
B. Cooper	Rep	Open Seat	50.9
C. Molder	Ind	Open Seat	49.1

District 23			
Population 129,059			
Candidate	Party	Status	Vote Percent
R. Crouch Jr.	Ind	Open Seat	100

District 24			
Population 115,124			
General Election			
Candidate	Party	Status	Vote Percent
M. Stowe	Rep	Challenger	57.9
H. McCadams	Dem	Incumbent	42.1

District 25			
Population 180,637			
General Election			
Candidate	Party	Status	Vote Percent
M. Dunavant	Ind	Incumbent	66.1
D.J. Norton	Ind	Challenger	33.9

District 26			
Population 143,194			
Candidate	Party	Status	Vote Percent
J. Woodall	Ind	Incumbent	100

District 27			
Population 66,828			
Candidate	Party	Status	Vote Percent
T. Thomas	Dem	Incumbent	100

District 28			
Population 83,056			
Candidate	Party	Status	Vote Percent
G. Brown	Ind	Incumbent	100

District 29			
Population 46,167			
Candidate	Party	Status	Vote Percent
P. Bivens	Ind	Incumbent	100

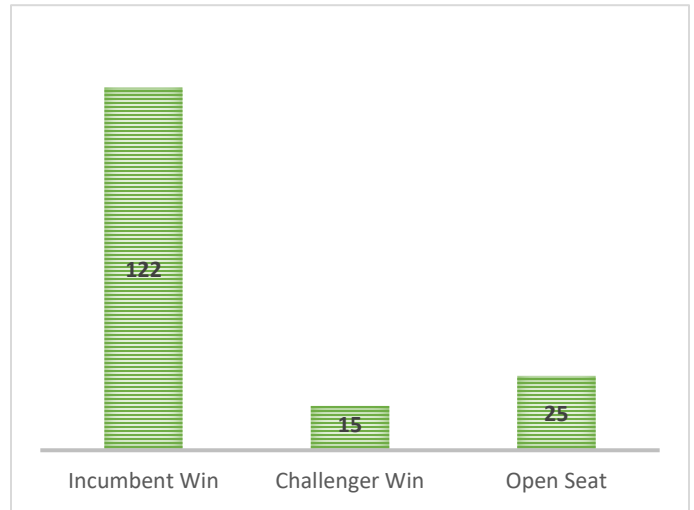
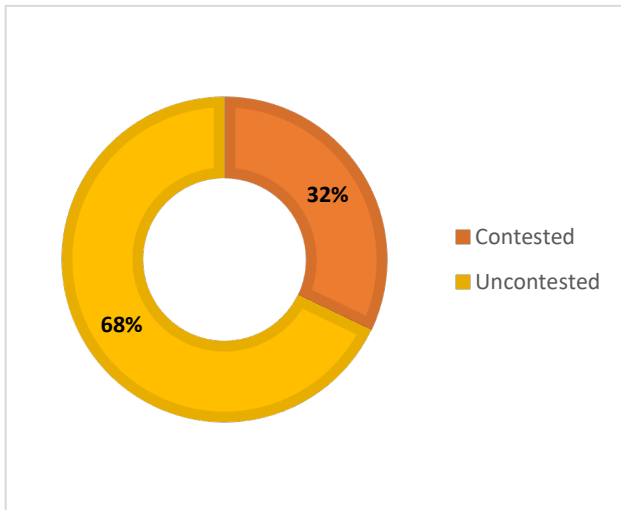
District 30			
Population 927,644			
General Election			
Candidate	Party	Status	Vote Percent
A. Weirich	Rep	Open Seat	65.3
J. Brown	Dem	Open Seat	34.7

District 31			
Population 45,387			
General Election			
Candidate	Party	Status	Vote Percent
L. Zavogiannis	Dem	Incumbent	51.6
T. Pirtle	Ind	Challenger	48.4

District	Counties	District	Counties
1	Carter, Johnson, Unicoi, Washington	17	Bedford, Lincoln, Marshall, Moore
2	Sullivan	18	Sumner
3	Greene, Hamblen, Hancock, Hawkins	19	Montgomery, Robertson
4	Cocke, Grainger, Jefferson, Sevier	20	Davidson
5	Blount	21	Hickman, Lewis, Perry, Williamson
6	Knox	22	Giles, Lawrence, Maury, Wayne
7	Anderson	23	Cheatham, Dickson, Houston, Humphreys, Stewart
8	Campbell, Claiborne, Fentress, Scott, Union	24	Benton, Carroll, Decatur, Hardin, Henry
9	Loudon, Meigs, Morgan, Roane	25	Fayette, Hardeman, Lauderdale, McNairy, Tipton
10	Bradley, McMinn, Monroe, Polk	26	Chester, Henderson, Madison
11	Hamilton	27	Obion, Weakley
12	Bledsoe, Franklin, Grundy, Marion, Rhea, Sequatchie	28	Crockett, Gibson, Haywood
13	Clay, Cumberland, DeKalb, Overton, Pickett, Putnam, White	29	Dyer, Lake
14	Coffee	30	Shelby
15	Jackson, Macon, Smith, Trousdale, Wilson	31	Van Buren, Warren
16	Cannon, Rutherford		

Texas

Texas elects 163 local prosecutors in partisan elections. Some of these elected prosecutors are called district attorneys and some are called county attorneys. The prosecutors serve four year terms, and they preside over districts that consist of single counties, multiple counties, or portions of counties. Texas allows local governments to decide whether to have unopposed candidates appear on the ballot. The data in this report comes from elections held in 2014 and 2016.



District Overview

District 1			
Population 19,699			
Candidate	Party	Status	Vote Percent
J. Dutton	Rep	Incumbent	100

District 2			
Population 50,845			
Primary Election			
Candidate	Party	Status	Vote Percent
E. Beckworth	Rep	Challenger	51.38
R. Patton	Rep	Incumbent	48.62

District 8			
Population 50,997			
Candidate	Party	Status	Vote Percent
W. Ramsay	Rep	Incumbent	100

District 9			
Population 455,746			
Candidate	Party	Status	Vote Percent
B. Ligon	Rep	Incumbent	100

District 18			
Population 159,424			
Candidate	Party	Status	Vote Percent
D. Hanna	Rep	Incumbent	100

District 21			
Population 50,905			
Candidate	Party	Status	Vote Percent
J. Renken	Rep	Open Seat	100

District 22			
Population 108,472			
Candidate	Party	Status	Vote Percent
J. Tharp	Rep	Incumbent	100

District 23			
Population 36,702			
Candidate	Party	Status	Vote Percent
S. Reis	Dem	Incumbent	100

District 24			
Population 34,690			
Primary Election			
Candidate	Party	Status	Vote Percent
R. Lassmann	Rep	Incumbent	43.5
T. Breen	Rep	Challenger	29.71
A. Condie	Rep	Challenger	26.79

District 26			
Population 422,679			
Primary Election			
Candidate	Party	Status	Vote Percent
S. Dick	Rep	Challenger	55.93
J. Duty	Rep	Incumbent	44.07

District 27			
Population 310,235			
Candidate	Party	Status	Vote Percent
H. Garza	Rep	Incumbent	100

District 29			
Population 28,111			
Primary Election			
Candidate	Party	Status	Vote Percent
K. Burnett	Rep	Challenger	53.03
M. Burns	Rep	Incumbent	46.97

District 31			
Population 35,983			
Candidate	Party	Status	Vote Percent
F. McDonough	Rep	Incumbent	100

District 32			
Population 28,593			
Primary Election			
Candidate	Party	Status	Vote Percent
R. Thompson	Rep	Open Seat	86.26
J. Young	Rep	Open Seat	16.74

District 33			
Population 78,679			
Candidate	Party	Status	Vote Percent
W. McAfee	Rep	Incumbent	100

District 34			
Population 806,521			
Primary Election			
Candidate	Party	Status	Vote Percent
J. Esparza	Dem	Incumbent	49.85
Y. Rosales	Dem	Challenger	28.75
L. Morales	Dem	Challenger	21.41

District 35			
Population 43,042			
Primary Election			
Candidate	Party	Status	Vote Percent
M. Murray	Rep	Incumbent	70.38
B. Ruth	Rep	Challenger	29.62

District 36			
Population 64,804			
Candidate	Party	Status	Vote Percent
S. Smith	Rep	Open Seat	100

District 38			
Population 75,720			
Candidate	Party	Status	Vote Percent
D. Kindred	Rep	Incumbent	100

District 39			
Population 9,838			
Candidate	Party	Status	Vote Percent
M. Fouts	Dem	Incumbent	100

District 42			
Population 8,895			
Candidate	Party	Status	Vote Percent
H. Hemphill	Rep	Incumbent	100

District 43			
Population 116,927			
Candidate	Party	Status	Vote Percent
D. Schnebly	Rep	Incumbent	100

District 46			
Population 19,010			
Candidate	Party	Status	Vote Percent
S. Heatly	Dem	Incumbent	100

District 47			
Population 122,974			
Primary Election			
Candidate	Party	Status	Vote Percent
R. Sims	Rep	Incumbent	65.79
S. Denney	Rep	Challenger	34.21

District 49			
Population 264,322			
Candidate	Party	Status	Vote Percent
I. Alaniz	Dem	Incumbent	100

District 50			
Population 9,236			
Primary Election			
Candidate	Party	Status	Vote Percent
J. Habert Dick	Rep	Open Seat	61.72
L. Trevino	Rep	Open Seat	38.28

District 51			
Population 119,747			
Candidate	Party	Status	Vote Percent
A. Palmer	Rep	Incumbent	100

District 52			
Population 75,388			
Candidate	Party	Status	Vote Percent
D. Boyd	Rep	Incumbent	100

District 53			
Population 1,024,266			
Primary Election			
Candidate	Party	Status	Vote Percent
M. Moore	Dem	Open Seat	59.46
G. Cobb	Dem	Open Seat	34.39
R. Reed	Dem	Open Seat	6.15
General Election			
M. Moore	Dem	Open Seat	60.05
M. Phelan	Rep	Open Seat	33.95

District 63			
Population 49,863			
Primary Election			
Candidate	Party	Status	Vote Percent
F. Hernandez	Dem	Incumbent	63.48
J. Mota	Dem	Challenger	36.52
General Election			
F. Hernandez	Dem	Incumbent	49.25
M. Bagley	Rep	Challenger	50.75

District 64			
Population 36,273			
Candidate	Party	Status	Vote Percent
W. Hatch	Rep	Incumbent	100

District 66			
Population 35,089			
Candidate	Party	Status	Vote Percent
M. Pratt	Rep	Incumbent	100

District 69			
Population 37,703			
Candidate	Party	Status	Vote Percent
D. Green	Rep	Incumbent	100

District 70			
Population 137,130			
Candidate	Party	Status	Vote Percent
R. Bland IV	Rep	Incumbent	100

District 76			
Population 44,735			
Candidate	Party	Status	Vote Percent
C. Bailey	Rep	Incumbent	100

District 79			
Population 48,061			
Primary Election			
Candidate	Party	Status	Vote Percent
C. Garcia	Dem	Incumbent	52.9
R. Solis Jr.	Dem	Challenger	47.1

District 81			
Population 126,756			
General Election			
Candidate	Party	Status	Vote Percent
R. Pena	Dem	Incumbent	34.92
A. Louis	Rep	Challenger	65.08

District 83			
Population 34,899			
Primary Election			
Candidate	Party	Status	Vote Percent
J. Escuder	Dem	Challenger	57.37
R. Ponton	Dem	Challenger	42.63
General Election			
J. Escuder	Dem	Challenger	44.12
S. Wilson	Rep	Incumbent	55.88

District 84			
Population 27,763			
Candidate	Party	Status	Vote Percent
M. Snider	Rep	Incumbent	100

District 85			
Population 194,851			
Candidate	Party	Status	Vote Percent
J. Parsons	Rep	Incumbent	100

District 88			
Population 54,635			
Primary Election			
Candidate	Party	Status	Vote Percent
D. Sheffield	Rep	Incumbent	54.51
T. Roebuck	Rep	Challenger	45.49

District 90			
Population 28,180			
Candidate	Party	Status	Vote Percent
D. Peavy	Rep	Incumbent	100

District 97			
Population 39,525			
Primary Election			
Candidate	Party	Status	Vote Percent
C. Polhemus	Rep	Challenger	51.86
P. Williams	Rep	Incumbent	48.14

District 100			
Population 23,310			
Candidate	Party	Status	Vote Percent
L. Inman	Rep	Incumbent	100

District 105			
Population 340,223			
Primary Election			
Candidate	Party	Status	Vote Percent
M. Gonzalez	Dem	Challenger	55.82
M. Skurka	Dem	Incumbent	44.18
General Election			
M. Gonzalez	Dem	Challenger	50.59
J. Gardner	Rep	Challenger	49.41

District 106			
Population 43,735			
Primary Election			
Candidate	Party	Status	Vote Percent
P. Furlow	Rep	Challenger	48.53
M. Munk	Rep	Incumbent	38.8
R. Cox	Rep	Challenger	12.67

District 109			
Population 11,485			
Candidate	Party	Status	Vote Percent
A. Navarette	Rep	Open Seat	100

District 110			
Population 11,737			
Primary Election			
Candidate	Party	Status	Vote Percent
W. Jackson	Rep	Open Seat	44.75
R. Hamilton	Rep	Open Seat	37.88
S. Marshall	Rep	Open Seat	17.37

District 112			
Population 30,076			
Candidate	Party	Status	Vote Percent
L. English	Rep	Incumbent	100

District 118			
Population 39,811			
Candidate	Party	Status	Vote Percent
H. Wilkerson	Rep	Incumbent	100

District 119			
Population 124,812			
Primary Election			
Candidate	Party	Status	Vote Percent
J. Best	Rep	Open Seat	53.65
A. Graves	Rep	Open Seat	46.35

District 123			
Population 25,448			
Candidate	Party	Status	Vote Percent
S. Shires	Rep	Open Seat	100

District 132			
Population 17,562			
Candidate	Party	Status	Vote Percent
B. Smith	Rep	Incumbent	100

District 142			
Population 136,872			
Primary Election			
Candidate	Party	Status	Vote Percent
L. Nodolf	Rep	Open Seat	60.13
W. Lundy	Rep	Open Seat	39.87

District 143			
Population 24,523			
Candidate	Party	Status	Vote Percent
R. Reynolds	Dem	Incumbent	100

District 145			
Population 64,524			
Primary Election			
Candidate	Party	Status	Vote Percent
N. Lostracco	Rep	Incumbent	57.61
R. Morin	Rep	Challenger	42.39

District 156			
Population 44,099			
Candidate	Party	Status	Vote Percent
J. Aliseda	Rep	Incumbent	100

District 159			
Population 86,771			
Primary Election			
Candidate	Party	Status	Vote Percent
J. Martin	Rep	Open Seat	74.23
K. Carswell	Rep	Open Seat	25.77

District 173			
Population 78,532			
Candidate	Party	Status	Vote Percent
M. Hall	Rep	Open Seat	100

District 196			
Population 86,129			
Candidate	Party	Status	Vote Percent
N. Walker Jr.	Rep	Incumbent	100

District 198			
Population 70,110			
Candidate	Party	Status	Vote Percent
S. Monroe	Rep	Incumbent	100

District 216			
Population 49,625			
Candidate	Party	Status	Vote Percent
L. Wilke	Rep	Open Seat	100

District 220			
Population 40,703			
Candidate	Party	Status	Vote Percent
A. Sibley	Rep	Open Seat	100

District 229			
Population 78,050			
Primary Election			
Candidate	Party	Status	Vote Percent
O. Escobar	Dem	Incumbent	51.14
J.M. Alvarez	Dem	Challenger	35.75
J. Ramos	Dem	Challenger	13.11

District 235			
Population 38,437			
Primary Election			
Candidate	Party	Status	Vote Percent
J. Warren	Rep	Open Seat	32.98
K. Orsburn	Rep	Open Seat	34.66
D. Comer	Rep	Open Seat	32.37
Primary Runoff Election			
J. Warren	Rep	Open Seat	71.04
K. Orsburn	Rep	Open Seat	28.96

District 253			
Population 75,643			
Candidate	Party	Status	Vote Percent
L. Pickett	Rep	Incumbent	100

District 258			
Population 14,585			
Candidate	Party	Status	Vote Percent
B. Schiro	Rep	Incumbent	100

District 259			
Population 23,580			
Candidate	Party	Status	Vote Percent
J. Boaz	Rep	Incumbent	100

District 266			
Population 37,890			
Candidate	Party	Status	Vote Percent
A. Nash	Rep	Incumbent	100

District 268			
Population 585,375			
Primary Election			
Candidate	Party	Status	Vote Percent
J. Healey Jr.	Rep	Incumbent	71.83
D. Wright	Rep	Challenger	28.17
General Election			
W. Carter	Dem	Challenger	41.66
J. Healey Jr.	Rep	Incumbent	58.34

District 271			
Population 68,171			
Candidate	Party	Status	Vote Percent
G. Lowery	Rep	Incumbent	100

District 278			
Population 26,604			
Candidate	Party	Status	Vote Percent
T. McLain	Rep	Incumbent	100

District 286			
Population 26,062			
Primary Election			
Candidate	Party	Status	Vote Percent
R. Husen	Rep	Challenger	34.74
C. Dennis	Rep	Incumbent	65.26

District 287			
Population 17,434			
Candidate	Party	Status	Vote Percent
K. Gurley	Rep	Incumbent	100

District 293			
Population 75,931			
Candidate	Party	Status	Vote Percent
R. Serna	Dem	Incumbent	100

District 329			
Population 41,280			
General Election			
Candidate	Party	Status	Vote Percent
J. Roades	Dem	Challenger	33.04
D. Allison	Rep	Incumbent	66.96

District 344			
Population 35,096			
Candidate	Party	Status	Vote Percent
C. Lieck	Rep	Incumbent	100

District 349			
Population 23,732			
Candidate	Party	Status	Vote Percent
D. Kaspar	Rep	Incumbent	100

District 355			
Population 51,182			
Candidate	Party	Status	Vote Percent
R. Christian	Rep	Incumbent	100

District 369			
Population 16,801			
Candidate	Party	Status	Vote Percent
H. Knight	Rep	Incumbent	100

District 451*			
Population 33,410			
Candidate	Party	Status	Vote Percent
N. Bishop	Rep	Open Seat	N/A

District 452			
Population 21,146			
Primary Election			
Candidate	Party	Status	Vote Percent
T. Ahlschwede	Rep	Incumbent	65.05
S. Chapman	Rep	Challenger	34.95

Anderson			
Population 58,458			
Primary Election			
Candidate	Party	Status	Vote Percent
A. Mitchell	Rep	Challenger	57.64
D. Lowe	Rep	Incumbent	42.63

Andrews			
Population 14,786			
Candidate	Party	Status	Vote Percent
T. Mason	Rep	Incumbent	100

Aransas			
Population 23,158			
Candidate	Party	Status	Vote Percent
K. Barnebey	Rep	Incumbent	100

Austin			
Population 28,417			
Candidate	Party	Status	Vote Percent
T. Koehn	Rep	Incumbent	100

Bastrop			
Population 74,171			
Candidate	Party	Status	Vote Percent
B. Goertz	Rep	Incumbent	100

* This was a newly created district. N. Bishop was appointed as the initial officeholder, but elections will be held in the future.

Bexar			
Population 1,714,773			
Primary Election			
Candidate	Party	Status	Vote Percent
N. LaHood	Dem	Challenger	50.06
T. Huntzinger	Dem	Challenger	49.94
General Election			
N. LaHood	Dem	Challenger	51.56
S. Reed	Rep	Incumbent	48.44

Bowie			
Population 92,565			
Candidate	Party	Status	Vote Percent
J. Rochelle	Rep	Incumbent	100

Brazoria			
Population 313,166			
Candidate	Party	Status	Vote Percent
J. Yenne	Rep	Incumbent	100

Caldwell			
Population 38,066			
Primary Election			
Candidate	Party	Status	Vote Percent
F. Weber	Dem	Open Seat	67.12
R. Banks	Dem	Open Seat	32.88

Calhoun			
Population 21,381			
Candidate	Party	Status	Vote Percent
D. Heard	Dem	Incumbent	100

Callahan			
Population 13,544			
Candidate	Party	Status	Vote Percent
S. Deel	Rep	Incumbent	100

Cameron			
Population 406,220			
Primary Election			
Candidate	Party	Status	Vote Percent
L. Saenz	Dem	Incumbent	51.39
C. Masso	Dem	Challenger	48.61

Cass			
Population 30,464			
Primary Election			
Candidate	Party	Status	Vote Percent
R. Lee	Rep	Open Seat	66.6
J. McIntyre	Rep	Open Seat	33.4
General Election			
T. Richardson	Dem	Open Seat	34
R. Lee	Rep	Open Seat	65.99

Castro			
Population 8,062			
Candidate	Party	Status	Vote Percent
S. Hamlin	Rep	Open Seat	100

Collin			
Population 782,341			
Candidate	Party	Status	Vote Percent
G. Willis	Rep	Incumbent	100

Colorado			
Population 20,874			
Candidate	Party	Status	Vote Percent
J. Johannes	Rep	Incumbent	100

Crosby			
Population 6,059			
Candidate	Party	Status	Vote Percent
M. Sales	Rep	Incumbent	100

Dallas			
Population 2,368,139			
Primary Election			
Candidate	Party	Status	Vote Percent
S. Hawk	Rep	Challenger	62.44
T. Nowak	Rep	Challenger	37.56
General Election			
S. Hawk	Rep	Challenger	50.44
C. Watkins	Dem	Incumbent	49.56

Deaf Smith			
Population 19,372			
Candidate	Party	Status	Vote Percent
J. English	Rep	Incumbent	100

Denton			
Population 662,614			
Primary Election			
Candidate	Party	Status	Vote Percent
P. Johnson	Rep	Incumbent	43.37
K. Alexander	Rep	Challenger	39
H. Paine	Rep	Challenger	17.63

Eastland			
Population 18,583			
Candidate	Party	Status	Vote Percent
R. Thomason	Rep	Incumbent	100

Ellis			
Population 149,610			
Candidate	Party	Status	Vote Percent
P. Wilson	Rep	Incumbent	100

Falls			
Population 17,866			
Candidate	Party	Status	Vote Percent
K. Gilliam	Rep	Incumbent	100

Fannin			
Population 33,915			
Candidate	Party	Status	Vote Percent
R. Glaser	Rep	Incumbent	100

Fayette			
Population 24,554			
Candidate	Party	Status	Vote Percent
P. Supak	Dem	Incumbent	100

Freestone			
Population 19,816			
Primary Election			
Candidate	Party	Status	Vote Percent
B. Evans	Rep	Challenger	50.62
C. Martin	Rep	Incumbent	34.16
A. Wolfe	Rep	Challenger	15.23

Galveston			
Population 291,309			
Primary Election			
Candidate	Party	Status	Vote Percent
J. Roady	Rep	Incumbent	62.1
P. Morris	Rep	Challenger	37.9

Gonzales			
Population 19,807			
Candidate	Party	Status	Vote Percent
P. Watkins	Rep	Incumbent	100

Grayson			
Population 120,877			
Primary Election			
Candidate	Party	Status	Vote Percent
J. Brown	Rep	Incumbent	65.01
B. Cate	Rep	Challenger	34.98

Gregg			
Population 121,730			
Candidate	Party	Status	Vote Percent
C. Dorrough	Rep	Incumbent	100

Guadalupe			
Population 131,533			
Candidate	Party	Status	Vote Percent
D. Willborn	Rep	Incumbent	100

Harris			
Population 4,092,459			
Primary Election			
Candidate	Party	Status	Vote Percent
K. Ogg	Dem	Challenger	50.89
M. Overstreet	Dem	Challenger	28.51
L. Oliver	Dem	Challenger	20.6
General Election			
K. Ogg	Dem	Challenger	54.22
D. Anderson	Rep	Incumbent	45.78

Harrison			
Population 65,631			
Candidate	Party	Status	Vote Percent
C. Solomon	Rep	Incumbent	100

Hays			
Population 157,107			
Primary Election			
Candidate	Party	Status	Vote Percent
W. Mau	Rep	Open Seat	58.3
L. Peach	Rep	Open Seat	41.7

Hidalgo			
Population 774,769			
Primary Election			
Candidate	Party	Status	Vote Percent
R. Rodriguez	Dem	Challenger	63.91
R. Guerra	Dem	Incumbent	36.09

Jackson			
Population 14,075			
Candidate	Party	Status	Vote Percent
P. Guenther	Rep	Incumbent	100

Jasper			
Population 35,710			
Candidate	Party	Status	Vote Percent
S. Hollis	Dem	Incumbent	100

Jefferson			
Population 252,273			
General Election			
Candidate	Party	Status	Vote Percent
B. Wortham	Dem	Open Seat	65.1
P. Thomas	Rep	Open Seat	34.89

Kaufman			
Population 103,350			
Candidate	Party	Status	Vote Percent
E. Wiley	Rep	Incumbent	100

Kenedy & Kleberg			
Population 32,477			
General Election			
Candidate	Party	Status	Vote Percent
N. Fugate	Dem	Open Seat	45.78
J. Hubert	Rep	Open Seat	54.22

Lamar			
Population 49,793			
Candidate	Party	Status	Vote Percent
G. Young	Rep	Incumbent	100

Lamb			
Population 13,977			
Candidate	Party	Status	Vote Percent
S. Say	Rep	Incumbent	100

Lampasas			
Population 19,677			
Candidate	Party	Status	Vote Percent
J. Greenwood	Rep	Incumbent	100

Lavaca			
Population 19,263			
Candidate	Party	Status	Vote Percent
J. Fryer	Rep	Incumbent	100

Lee			
Population 16,612			
Candidate	Party	Status	Vote Percent
M. Placke	Rep	Incumbent	100

Limestone			
Population 23,384			
Candidate	Party	Status	Vote Percent
R. DeFriend	Rep	Incumbent	100

Lubbock			
Population 278,831			
Candidate	Party	Status	Vote Percent
M. Powell	Rep	Incumbent	100

Madison			
Population 13,664			
Candidate	Party	Status	Vote Percent
B. Risinger	Rep	Incumbent	100

Marion			
Population 10,546			
Candidate	Party	Status	Vote Percent
A. Smoak	Rep	Incumbent	100

McLennan			
Population 234,906			
General Election			
Candidate	Party	Status	Vote Percent
R. Callahan	Ind	Challenger	17.87
A. Reyna	Rep	Incumbent	82.13

Milam			
Population 24,757			
Candidate	Party	Status	Vote Percent
B. Torrey	Rep	Incumbent	100

Morris			
Population 12,934			
Candidate	Party	Status	Vote Percent
S. Cowan	Dem	Incumbent	100

Navarro			
Population 47,735			
Candidate	Party	Status	Vote Percent
R. Thompson	Rep	Incumbent	100

Newton			
Population 14,445			
Candidate	Party	Status	Vote Percent
C. Ponthier	Rep	Incumbent	100

Ochiltree			
Population 10,223			
Candidate	Party	Status	Vote Percent
J. Meraz	Rep	Open Seat	100

Oldham			
Population 2,052			
Candidate	Party	Status	Vote Percent
K. Birdsong	Rep	Incumbent	100

Orange			
Population 81,837			
Candidate	Party	Status	Vote Percent
J. Kimbrough	Rep	Incumbent	100

Panola			
Population 23,796			
Candidate	Party	Status	Vote Percent
D. Davidson	Dem	Incumbent	100

Polk			
Population 45,413			
Primary Election			
Candidate	Party	Status	Vote Percent
W. Hon	Rep	Incumbent	66.57
E. Coker	Rep	Challenger	33.43

Rains			
Population 10,914			
Candidate	Party	Status	Vote Percent
R. Vititow	Rep	Incumbent	100

Randall			
Population 120,725			
Candidate	Party	Status	Vote Percent
J. Farren	Rep	Incumbent	100

Red River			
Population 12,860			
General Election			
Candidate	Party	Status	Vote Percent
J. Herrington	Dem	Challenger	41.77
V. Varley	Rep	Incumbent	58.22

Robertson			
Population 16,622			
Candidate	Party	Status	Vote Percent
W. Siegert	Rep	Incumbent	100

Rockwall			
Population 78,337			
Candidate	Party	Status	Vote Percent
K. Culpepper	Rep	Incumbent	100

Rusk			
Population 53,330			
Candidate	Party	Status	Vote Percent
M. Jimerson	Rep	Incumbent	100

San Jacinto			
Population 26,384			
Candidate	Party	Status	Vote Percent
R. Trapp	Rep	Incumbent	100

Smith			
Population 209,714			
Primary Election			
Candidate	Party	Status	Vote Percent
M. Bingham III	Rep	Incumbent	74.3
A. Jackson	Rep	Challenger	25.7

Swisher			
Population 7,854			
Candidate	Party	Status	Vote Percent
J. Criswell	Rep	Incumbent	100

Tarrant			
Population 1,809,034			
Primary Election			
Candidate	Party	Status	Vote Percent
S. Wilson	Rep	Open Seat	59.42
G. Makey	Rep	Open Seat	32.04
K. Lowthorp	Rep	Open Seat	8.53

Taylor			
Population 131,506			
Primary Election			
Candidate	Party	Status	Vote Percent
J. Hicks	Rep	Open Seat	51.22
J. Wilks	Rep	Open Seat	48.78

Terry			
Population 12,651			
Candidate	Party	Status	Vote Percent
J. Ferguson-Worley	Rep	Incumbent	100

Tyler			
Population 21,766			
Primary Election			
Candidate	Party	Status	Vote Percent
L. Cloy	Rep	Open Seat	50.6
D. Hunt	Rep	Open Seat	49.4

Upshur			
Population 39,309			
Candidate	Party	Status	Vote Percent
B. Byrd	Rep	Incumbent	100

Van Zandt			
Population 52,579			
Candidate	Party	Status	Vote Percent
C. Martin	Rep	Incumbent	100

Victoria			
Population 86,793			
Candidate	Party	Status	Vote Percent
S. Tyler	Rep	Incumbent	100

Walker			
Population 67,861			
Candidate	Party	Status	Vote Percent
D. Weeks	Dem	Incumbent	100

Waller			
Population 43,205			
Candidate	Party	Status	Vote Percent
E. Mathis	Rep	Incumbent	100

Wichita			
Population 131,500			
Candidate	Party	Status	Vote Percent
M. Shelton	Rep	Incumbent	100

Willacy			
Population 22,134			
Primary Election			
Candidate	Party	Status	Vote Percent
A. Hinojosa	Dem	Challenger	31.09
B. Ammerman	Dem	Incumbent	38.54
J. Guerra	Dem	Challenger	30.37
Primary Runoff Election			
A. Hinojosa	Dem	Challenger	51.13
B. Ammerman	Dem	Incumbent	48.86

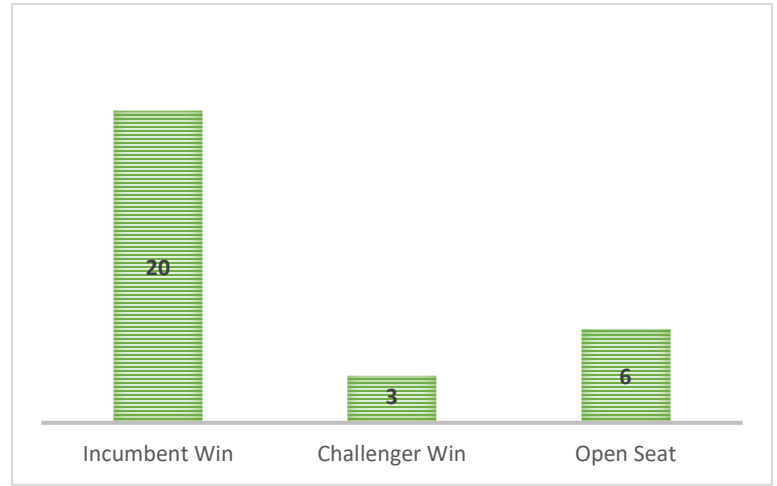
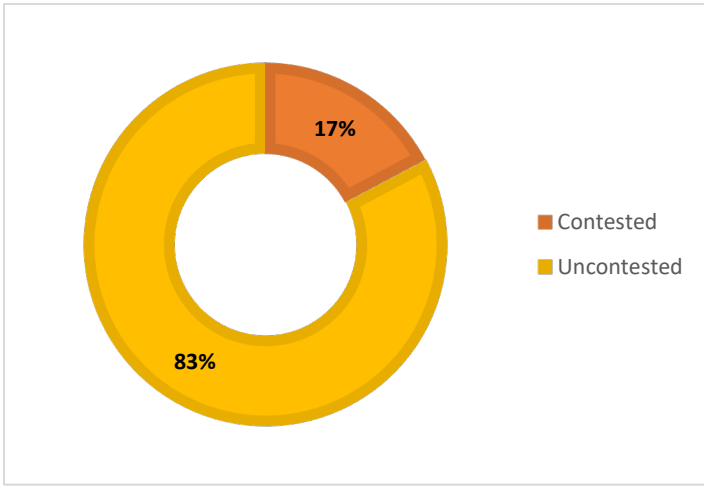
Wood			
Population 41,964			
Candidate	Party	Status	Vote Percent
J. Wheeler	Rep	Incumbent	100

Yoakum			
Population 7,879			
Candidate	Party	Status	Vote Percent
B. Helwig	Rep	Incumbent	100

District	Counties	District	Counties
1	Sabine, San Augustine	90	Stephens, Young
2	Cherokee	97	Archer, Clay, Montague
8	Delta, Franklin, Hopkins	100	Carson, Childress, Collingsworth, Donley, Hall
9	Montgomery	105	Nueces
18	Johnson, Somervell	106	Dawson, Gaines, Garza, Lynn
21	Burleson, Washington	109	Crane, Winkler
22	Comal	110	Briscoe, Dickens, Floyd, Motley
23	Matagorda	112	Crockett, Pecos, Reagan, Sutton, Upton
24	Dewitt, Goliad, Refugio	118	Howard, Martin
26	Williamson	119	Concho, Runnels, Tom Green
27	Bell	123	Shelby
29	Palo Pinto	132	Borden, Scurry
31	Gray, Hemphill, Lipscomb, Roberts, Wheeler	142	Midland
32	Fisher, Mitchell, Nolan	143	Loving, Reeves, Ward
33	Blanco, Burnet, Llano, San Saba	145	Nacogdoches
34	Culberson, El Paso, Hudspeth	156	Bee, Live Oak, McMullen
35	Brown, Mills	159	Angelina
36	San Patricio	173	Henderson
38	Medina, Real, Uvalde	196	Hunt
39	Haskell, Kent, Stonewall, Throckmorton	198	Bandera, Kerr
42	Coleman	216	Kerr
43	Parker	220	Bosque, Comanche, Hamilton
46	Foard, Hardeman, Wilbarger	229	Duval, Jim Hogg, Starr
47	Armstrong, Potter	235	Cooke
49	Webb, Zapata	253	Liberty
50	Baylor, Cottle, King, Knox	258	Trinity
51	Coke, Irion, Schleicher, Sterling, Tom Green	259	Jones, Shackelford
52	Coryell	266	Erath
53	Travis	268	Fort Bend
63	Terrell, Val Verde	271	Jack, Wise
64	Hale	278	Grimes
66	Hill	286	Cochran, Hockley
69	Dallam, Hartley, Moore, Sherman	287	Bailey, Parmer
70	Ector	293	Dimmit, Maverick, Zavala
76	Camp, Titus	329	Wharton
79	Brooks, Jim Wells	344	Chambers
81	Atascosa, Frio, Karnes, La Salle, Wilson	349	Houston
83	Brewster, Jeff Davis, Pecos, Presidio	355	Hood
84	Hansford, Hutchinson	369	Leon
85	Brazos	451	Kendall
88	Hardin	452	Edwards, Kimble, Mason, McCulloch, Menard

Utah

Utah elects 29 county and district attorneys in partisan elections. The county and district attorneys serve four year terms, and they preside over a single county. Utah does not require unopposed candidates to appear on the ballot in the primary election. The data in this report comes from the 2014 election. In the 2014 election, three counties—Daggett County, Piute County, and Rich County—did not have a single candidate run for county attorney.



District Overview

Beaver			
Population 6,629			
Candidate	Party	Status	Vote Percent
V. Christiansen	Dem	Incumbent	100

Box Elder			
Population 49,975			
Candidate	Party	Status	Vote Percent
S. Hadfield	Rep	Incumbent	100

Cache			
Population 112,656			
General Election			
Candidate	Party	Status	Vote Percent
C. Daines	Ind	Challenger	30.80
J. Swink	Rep	Incumbent	69.20

Carbon			
Population 21,403			
Candidate	Party	Status	Vote Percent
G. Strate	Dem	Incumbent	100

Daggett*			
Population 1,059			
Candidate	Party	Status	Vote Percent
N/A	N/A	Open Seat	N/A

Davis			
Population 306,479			
Candidate	Party	Status	Vote Percent
T. Rawlings	Rep	Incumbent	100

Duchesne			
Population 18,607			
Candidate	Party	Status	Vote Percent
S. Foote	Rep	Incumbent	100

Emery			
Population 10,976			
Candidate	Party	Status	Vote Percent
M. Olsen	N/A	Open Seat	100

Garfield			
Population 5,172			
Candidate	Party	Status	Vote Percent
B. Huntington	Rep	Incumbent	100

Grand			
Population 9,225			
Candidate	Party	Status	Vote Percent
K.A. Fitzgerald	N/A	Incumbent	100

Iron			
Population 46,163			
Candidate	Party	Status	Vote Percent
S. Garrett	Rep	Incumbent	100

Juab			
Population 10,246			
Candidate	Party	Status	Vote Percent
J. Eldridge	N/A	Incumbent	100

Kane			
Population 7,125			
Candidate	Party	Status	Vote Percent
R. Van Dyke	Rep	Incumbent	100

* No candidate ran for local prosecutor, and so N. Lund was appointed to fill the office.

Millard			
Population 12,503			
Candidate	Party	Status	Vote Percent
P. Finlinson	Rep	Open Seat	100

Morgan			
Population 9,469			
Candidate	Party	Status	Vote Percent
J. Farris	NP	Incumbent	100

Piute*			
Population 1,556			
Candidate	Party	Status	Vote Percent
N/A	N/A	Open Seat	N/A

Rich†			
Population 2,264			
Candidate	Party	Status	Vote Percent
N/A	N/A	Open Seat	N/A

Salt Lake			
Population 1,029,655			
General Election			
Candidate	Party	Status	Vote Percent
S. Gill	Dem	Incumbent	51.20
S. Nelson	Rep	Challenger	48.80

San Juan			
Population 14,746			
General Election			
Candidate	Party	Status	Vote Percent
C. Halls	N/A	Incumbent	39.31
K. Laws	N/A	Challenger	60.69

Sanpete			
Population 27,822			
Candidate	Party	Status	Vote Percent
B. Keisel	Rep	Incumbent	100

Sevier			
Population 20,802			
Candidate	Party	Status	Vote Percent
D. Eyre	Rep	Incumbent	100

* No candidate ran for local prosecutor, and so S. Burns was appointed to fill the office.

† No candidate ran for local prosecutor, and so G. Heward was appointed to fill the office.

Summit			
Population 36,324			
General Election			
Candidate	Party	Status	Vote Percent
R. Hilder	Dem	Challenger	51.83
D. Brickey	Rep	Incumbent	48.17

Tooele			
Population 58,218			
Candidate	Party	Status	Vote Percent
D. Hogan	Rep	Incumbent	100

Uintah			
Population 32,588			
Candidate	Party	Status	Vote Percent
G.M. Thomas	Rep	Incumbent	100

Utah			
Population 516,564			
Candidate	Party	Status	Vote Percent
J. Buhman	Rep	Incumbent	100

Wasatch			
Population 23,530			
Candidate	Party	Status	Vote Percent
S. Sweat	N/A	Incumbent	100

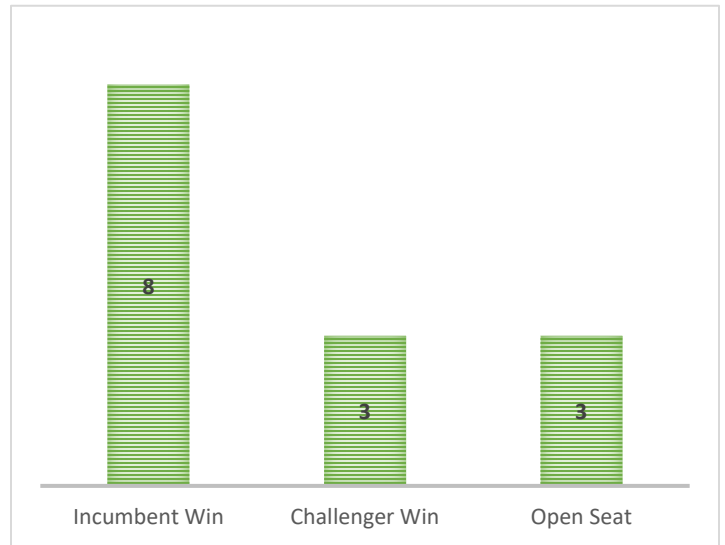
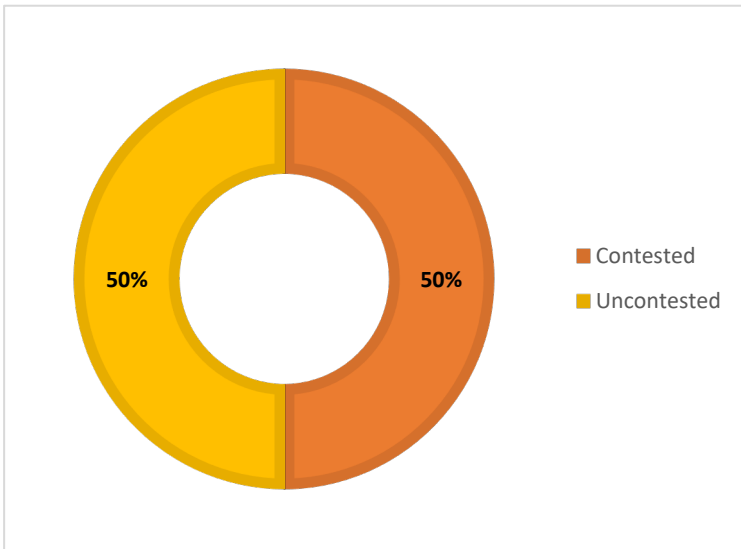
Washington			
Population 138,115			
Candidate	Party	Status	Vote Percent
B. Belnap	N/A	Incumbent	100

Wayne			
Population 2,778			
Primary Election			
Candidate	Party	Status	Vote Percent
L. McCartney	N/A	Challenger	67.27
D. Van Dyke	N/A	Incumbent	32.73

Weber			
Population 231,236			
Candidate	Party	Status	Vote Percent
C. Allred	Rep	Open Seat	100

Vermont

Vermont elects 14 state's attorneys in partisan elections. The state's attorneys serve four year terms, and they preside over a single county. The data in this report comes from the 2014 election.



District Overview

Addison			
Population 36,821			
Candidate	Party	Status	Vote Percent
D. Fenster	Rep	Incumbent	99

Bennington			
Population 37,125			
General Election			
Candidate	Party	Status	Vote Percent
K. Rambold	Ind	Challenger	40.6
E. Marthage	Dem	Incumbent	59.3

Caledonia			
Population 31,227			
Candidate	Party	Status	Vote Percent
L. Warren	Rep	Incumbent	99.6

Chittenden			
Population 156,545			
Candidate	Party	Status	Vote Percent
T. Donovan	Dem	Incumbent	100

Essex			
Population 6,306			
Primary Election			
Candidate	Party	Status	Vote Percent
J. Woolard	Rep	Challenger	46.6
V. Illuzzi	Rep	Incumbent	53.3

Franklin			
Population 47,746			
Candidate	Party	Status	Vote Percent
J. Hughes	Rep	Incumbent	100

Grand Isle			
Population 6,970			
Primary Election			
Candidate	Party	Status	Vote Percent
D. Disabito	Dem	Challenger	58.1
D. Miller	Dem	Incumbent	41.7

Lamoille			
Population 24,475			
Primary Election			
Candidate	Party	Status	Vote Percent
C. Moll	Dem	Open Seat	34.9
P. Finnerty	Dem	Open Seat	64.3

Orange			
Population 28,936			
Candidate	Party	Status	Vote Percent
W. Porter	Rep	Incumbent	99

Orleans			
Population 27,231			
Primary Election			
Candidate	Party	Status	Vote Percent
A. Franklin	Rep	Open Seat	39.9
J. Barrett	Rep	Open Seat	58.7
General Election			
J. Barrett	Rep	Open Seat	50.4
J. Lillicrap	Dem	Open Seat	30.4
B. Luna	Ind	Open Seat	19.2

Rutland			
Population 61,642			
General Election			
Candidate	Party	Status	Vote Percent
R. Kennedy	Dem	Challenger	51.3
M. Brierre	Rep	Incumbent	48.6

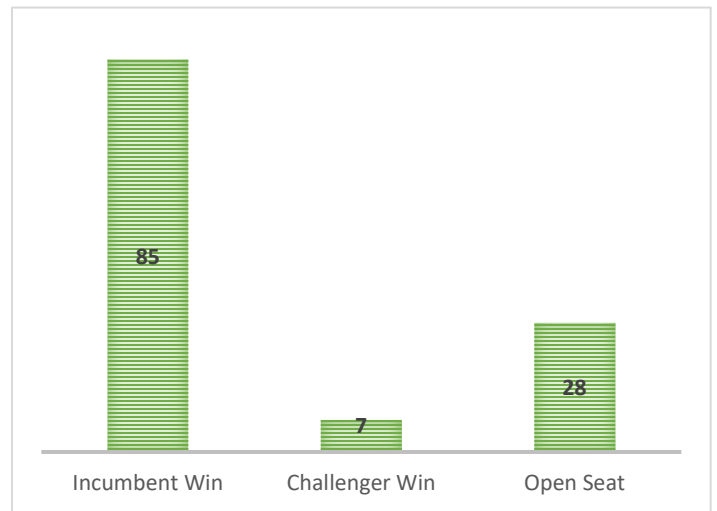
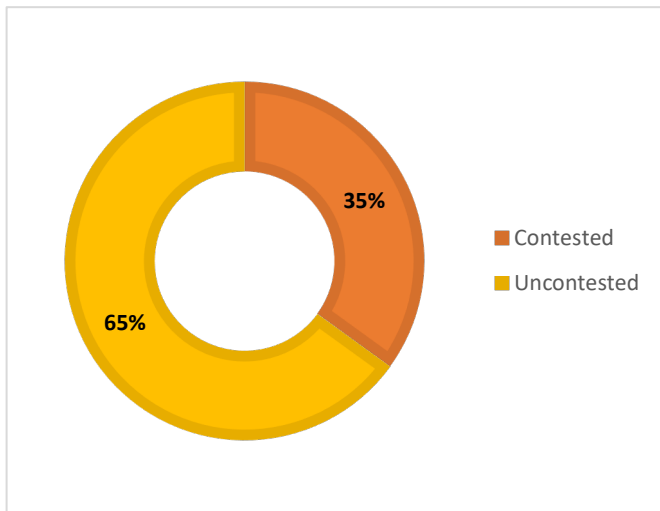
Washington			
Population 59,534			
General Election			
Candidate	Party	Status	Vote Percent
S. Williams	Dem	Challenger	53.9
T. Kelly	Rep	Incumbent	46.1

Windham			
Population 44,513			
Candidate	Party	Status	Vote Percent
T. Shriver	Dem	Incumbent	99.9

Windsor			
Population 56,670			
Candidate	Party	Status	Vote Percent
M. Kainen	Dem	Open Seat	100

Virginia

Virginia elects its 121 commonwealth's attorneys in partisan elections. The commonwealth attorneys serve four year terms, and they preside over a single county. In addition, there are 26 cities in Virginia that have their own commonwealth attorneys. Virginia does not require unopposed candidates to appear on the ballot in the primary election. The data in this report comes from elections held in 2015, 2016, and 2017.



District Overview

Accomack			
Population 33,164			
General Election			
Candidate	Party	Status	Vote Percent
J. Morgan	Ind	Challenger	41.4
M. Brenner	Rep	Incumbent	31.5
C. Bundick	Ind	Challenger	26.9

Albemarle			
Population 98,970			
General Election			
Candidate	Party	Status	Vote Percent
R. Tracci	Rep	Challenger	51
D. Lunsford	Dem	Incumbent	48.7

Alexandria City			
Population 139,966			
Candidate	Party	Status	Vote Percent
B. Porter	Dem	Incumbent	97.55

Alleghany/Covington City			
Population 16,250			
Candidate	Party	Status	Vote Percent
E. Stein	Ind	Incumbent	98.81

Amelia			
Population 12,690			
Candidate	Party	Status	Vote Percent
L. Harrison	Ind	Incumbent	94.1

Amherst			
Population 32,353			
Candidate	Party	Status	Vote Percent
W. Carver	Ind	Open Seat	99.4

Appomattox			
Population 14,973			
Candidate	Party	Status	Vote Percent
D. Puckett	Ind	Incumbent	97.4

Arlington/Falls Church City			
Population 207,627			
Candidate	Party	Status	Vote Percent
T. Stamos	Dem	Incumbent	97.62

Augusta			
Population 73,750			
General Election			
Candidate	Party	Status	Vote Percent
T. Martin	Rep	Challenger	62.6
A. Ervin	Ind	Incumbent	37.3

Bath			
Population 4,731			
Candidate	Party	Status	Vote Percent
J. Singleton	Ind	Incumbent	99.6

Bedford			
Population 68,676			
Candidate	Party	Status	Vote Percent
W. Nance	Rep	Open Seat	98.5

Bland			
Population 6,824			
Candidate	Party	Status	Vote Percent
P. White	Rep	Open Seat	98.9

Botetourt			
Population 33,148			
Candidate	Party	Status	Vote Percent
J. Branscom	Rep	Incumbent	99.1

Bristol City			
Population 17,835			
Candidate	Party	Status	Vote Percent
J. Wolfe	Rep	Incumbent	97.93

Brunswick			
Population 17,434			
Candidate	Party	Status	Vote Percent
L. Green	Ind	Incumbent	98.4

Buchanan			
Population 24,098			
General Election			
Candidate	Party	Status	Vote Percent
K. Hibbitts	Rep	Challenger	35.5
G. Arrington	Dem	Incumbent	64.4

Buckingham			
Population 17,146			
Candidate	Party	Status	Vote Percent
E. Wright	Ind	Incumbent	97.9

Buena Vista City			
Population 6,650			
General Election			
Candidate	Party	Status	Vote Percent
J. Moon	Rep	Challenger	45.22
C. Russell	Ind	Incumbent	54.71

Campbell			
Population 54,842			
Candidate	Party	Status	Vote Percent
P. McAndrews	Ind	Incumbent	98.9

Caroline			
Population 28,545			
Candidate	Party	Status	Vote Percent
J. Mahoney	Ind	Open Seat	66.9

Carroll			
Population 30,042			
Candidate	Party	Status	Vote Percent
N. Lyons	Rep	Incumbent	99

Charles City			
Population 7,256			
General Election			
Candidate	Party	Status	Vote Percent
W. Orrell	Ind	Challenger	18.7
R. Tyler	Ind	Incumbent	81.2

Charlotte			
Population 12,586			
Candidate	Party	Status	Vote Percent
W. Green	Ind	Incumbent	99.4

Charlottesville City			
Population 43,475			
Primary Election			
Candidate	Party	Status	Vote Percent
J. Platania	Dem	Open Seat	62.2
J. Fogel	Dem	Open Seat	37.8

Chesapeake City			
Population 222,209			
General Election			
Candidate	Party	Status	Vote Percent
C. Falk	Ind	Challenger	27.2
N. Parr	Rep	Incumbent	72.2

Chesterfield			
Population 316,236			
Candidate	Party	Status	Vote Percent
W. Davenport	Rep	Incumbent	98.5

Clarke			
Population 14,034			
Candidate	Party	Status	Vote Percent
A. Williams	N/A	Open Seat	98.1

Colonial Heights City			
Population 17,411			
Candidate	Party	Status	Vote Percent
A. Collins	N/A	Open Seat	98.59

Craig			
Population 5,190			
Candidate	Party	Status	Vote Percent
T. Cox	Ind	Incumbent	97.2

Culpeper			
Population 46,689			
General Election			
Candidate	Party	Status	Vote Percent
P. Walther	Rep	Challenger	51.3
M. Chernin	Ind	Challenger	16
M. Frederick	Ind	Incumbent	32.6

Cumberland			
Population 10,052			
Candidate	Party	Status	Vote Percent
P. Scales	Dem	Incumbent	97.9

Danville City			
Population 43,055			
Candidate	Party	Status	Vote Percent
M. Newman	Ind	Incumbent	99.4

Dickenson			
Population 15,903			
Candidate	Party	Status	Vote Percent
C. Baker	Dem	Open Seat	98.4

Dinwiddie			
Population 28,001			
Candidate	Party	Status	Vote Percent
A. Baskervill	Ind	Open Seat	55.9

Essex			
Population 11,151			
Candidate	Party	Status	Vote Percent
V. Donoghue	Rep	Incumbent	99.2

Fairfax			
Population 1,081,726			
Candidate	Party	Status	Vote Percent
R. Morrogh	Dem	Incumbent	96.8

Fauquier			
Population 65,203			
Candidate	Party	Status	Vote Percent
J. Fisher	Rep	Incumbent	98.8

Floyd			
Population 15,279			
Candidate	Party	Status	Vote Percent
E. Branscom	Rep	Open Seat	98.7

Fluvanna			
Population 25,691			
Candidate	Party	Status	Vote Percent
J. Haislip	Ind	Incumbent	99.2

Franklin			
Population 55,159			
General Election			
Candidate	Party	Status	Vote Percent
A. Dudley	Ind	Open Seat	42.9
R. Deatherage	Ind	Open Seat	28.5
P. Nix	Ind	Open Seat	28.5

Frederick			
Population 78,305			
Candidate	Party	Status	Vote Percent
R. Spicer	Dem	Incumbent	99

Fredericksburg City			
Population 24,286			
Candidate	Party	Status	Vote Percent
L. Jenkins	Ind	Incumbent	97.5

Giles			
Population 17,286			
Candidate	Party	Status	Vote Percent
R. Lilly	Ind	Incumbent	99.2

Gloucester			
Population 36,858			
Candidate	Party	Status	Vote Percent
H. Smith	Rep	Incumbent	98.7

Goochland			
Population 21,717			
Candidate	Party	Status	Vote Percent
D. Caudill	Rep	Open Seat	97.3

Grayson			
Population 15,533			
General Election			
Candidate	Party	Status	Vote Percent
R. Brooks	Rep	Challenger	30.43
D. Vaught	Ind	Incumbent	62.19

Greene			
Population 18,403			
Candidate	Party	Status	Vote Percent
R. Morris	Ind	Incumbent	99.2

Greenville/Emporia City Population 12,243			
Candidate	Party	Status	Vote Percent
P. Watson	Ind	Incumbent	99.46

Halifax Population 36,241			
Candidate	Party	Status	Vote Percent
T. Martin	Ind	Incumbent	98.9

Hampton City Population 137,436			
General Election			
Candidate	Party	Status	Vote Percent
N. Hobbs	NP	Challenger	31.84
A. Bell	Dem	Incumbent	67.72

Hanover Population 99,863			
Primary Election			
Candidate	Party	Status	Vote Percent
E. Vaughn	Rep	Challenger	23.7
T. Chalkley	Rep	Incumbent	76.3

Henrico Population 306,935			
Primary Election			
Candidate	Party	Status	Vote Percent
T. Pham	Rep	Challenger	40.8
J. Everhart	Rep	Challenger	40.5
S. Dillon	Rep	Challenger	18.7
General Election			
T. Pham	Rep	Challenger	43.8
S. Taylor	Dem	Incumbent	55.9

Henry Population 54,151			
Candidate	Party	Status	Vote Percent
M. Nester	Ind	Incumbent	99.3

Highland Population 2,321			
Candidate	Party	Status	Vote Percent
M. Dowd	Ind	Incumbent	96.6

Hopewell City			
Population 22,591			
Candidate	Party	Status	Vote Percent
R. Newman	Ind	Incumbent	97.56

Isle of Wight			
Population 35,270			
General Election			
Candidate	Party	Status	Vote Percent
G. Phillips	Ind	Open Seat	60.9
J. Stanton	Ind	Open Seat	38.9

James City/Williamsburg City			
Population 67,009			
Candidate	Party	Status	Vote Percent
N. Green	Rep	Incumbent	98.72

King and Queen			
Population 6,945			
Candidate	Party	Status	Vote Percent
C. Adkins	Ind	Incumbent	99.7

King George			
Population 23,584			
Candidate	Party	Status	Vote Percent
K. Gusmann	Ind	Incumbent	98.2

King William			
Population 15,935			
Candidate	Party	Status	Vote Percent
M. Kite	Ind	Incumbent	98.3

Lancaster			
Population 11,391			
General Election			
Candidate	Party	Status	Vote Percent
J. Smith	Ind	Open Seat	52.1
R. Cunningham	Rep	Open Seat	47

Lee			
Population 25,587			
General Election			
Candidate	Party	Status	Vote Percent
H. Cridlin	Dem	Open Seat	53.7
S. Munsey	Rep	Open Seat	46.3

Loudoun			
Population 312,311			
General Election			
Candidate	Party	Status	Vote Percent
R. Ohneiser	Dem	Challenger	40.5
J. Plowman	Rep	Incumbent	59.3

Louisa			
Population 33,153			
Candidate	Party	Status	Vote Percent
R. McGuire	Rep	Incumbent	97.7

Lunenburg			
Population 12,914			
Candidate	Party	Status	Vote Percent
R. Clement	Ind	Incumbent	98.7

Lynchburg City			
Population 75,568			
Primary Election			
Candidate	Party	Status	Vote Percent
B. Harrison	Rep	Open Seat	66.2
T. Griffin	Rep	Open Seat	33.8
General Election			
C. Hutcherson	Dem	Open Seat	34.4
B. Harrison	Rep	Open Seat	65.26

Madison			
Population 13,308			
General Election			
Candidate	Party	Status	Vote Percent
C. Berry	Ind	Open Seat	63.1
J. Reid	Ind	Open Seat	36.9

Martinsville City			
Population 13,821			
General Election			
Candidate	Party	Status	Vote Percent
J. Ziglar	Ind	Challenger	39.7
H. Gravely	Ind	Incumbent	60.03

Mathews			
Population 8,978			
Candidate	Party	Status	Vote Percent
T. Bowen	Ind	Incumbent	99.6

Mecklenburg			
Population 32,727			
Candidate	Party	Status	Vote Percent
A. Nash	Ind	Open Seat	98.4

Middlesex			
Population 10,959			
General Election			
Candidate	Party	Status	Vote Percent
D. Eberline	Ind	Challenger	26.3
M. Hurd	Ind	Incumbent	51.8

Montgomery			
Population 94,392			
Candidate	Party	Status	Vote Percent
M. Pettitt	Rep	Incumbent	98.7

Nelson			
Population 15,020			
General Election			
Candidate	Party	Status	Vote Percent
D. Rutherford	Rep	Open Seat	39.2
H. Goodwin	Ind	Open Seat	34.4
J. Gress	Dem	Open Seat	26.2

New Kent			
Population 18,429			
Candidate	Party	Status	Vote Percent
C. Gregory	Ind	Incumbent	99.3

Newport News City			
Population 180,719			
Candidate	Party	Status	Vote Percent
H. Gwynn	Dem	Incumbent	98.4

Norfolk City			
Population 242,803			
Primary Election			
Candidate	Party	Status	Vote Percent
R. Batliner	Dem	Challenger	32
S.W. Dawson	Dem	Challenger	24.4
G. Underwood	Dem	Incumbent	43.6

Northampton			
Population 12,389			
General Election			
Candidate	Party	Status	Vote Percent
G. Dunham	Ind	Challenger	40.3
B. Jones	Ind	Incumbent	59.7

Northumberland			
Population 12,330			
Candidate	Party	Status	Vote Percent
J. Wrightson	Ind	Incumbent	99.3

Nottoway			
Population 15,853			
Candidate	Party	Status	Vote Percent
T. Royall	Ind	Incumbent	99.3

Orange			
Population 33,481			
Candidate	Party	Status	Vote Percent
D. Wheeler O'Connell	Ind	Incumbent	98.5

Page			
Population 24,042			
Candidate	Party	Status	Vote Percent
K. Alger II	Rep	Incumbent	99.2

Patrick			
Population 18,490			
Candidate	Party	Status	Vote Percent
S. Vipperman	Ind	Incumbent	99.5

Petersburg City			
Population 32,420			
Primary Election			
Candidate	Party	Status	Vote Percent
C. Wilson	Dem	Open Seat	73.3
L. Parker	Dem	Open Seat	26.7

Pittsylvania			
Population 63,506			
Candidate	Party	Status	Vote Percent
R. Haskins	Rep	Incumbent	99.5

Portsmouth City			
Population 95,535			
General Election			
Candidate	Party	Status	Vote Percent
S. Morales	Dem	Incumbent	62.89
T.J. Wright	Ind	Challenger	36.79

Powhatan			
Population 28,046			
General Election			
Candidate	Party	Status	Vote Percent
R. Cox	Ind	Open Seat	88.8
J. Moore	Ind	Open Seat	11.2

Prince Edward			
Population 23,368			
Primary Election			
Candidate	Party	Status	Vote Percent
M. Clark	Dem	Open Set	52.8
B. Butler	Dem	Open Seat	47.2

Prince George			
Population 35,725			
General Election			
Candidate	Party	Status	Vote Percent
S. Fierro	Rep	Challenger	50.7
J. Paul	Ind	Incumbent	49.2

Prince William			
Population 454,096			
General Election			
Candidate	Party	Status	Vote Percent
M. May	Rep	Challenger	46.13
P. Ebert	Dem	Incumbent	53.58

Pulaski			
Population 34,872			
Candidate	Party	Status	Vote Percent
K. Fleenor	Dem	Incumbent	98.8

Radford City			
Population 16,408			
Candidate	Party	Status	Vote Percent
C. Rehak	Dem	Incumbent	95.08

Rappahannock			
Population 7,373			
Candidate	Party	Status	Vote Percent
A. Goff	Ind	Incumbent	94.5

Richmond			
Population 9,254			
General Election			
Candidate	Party	Status	Vote Percent
E. Tribble	Ind	Open Seat	80.2
J. Monroe	Ind	Open Seat	19.4

Richmond City Population 204,214			
Candidate	Party	Status	Vote Percent
M. Herring	Dem	Incumbent	97.87

Roanoke Population 92,376			
Candidate	Party	Status	Vote Percent
E. Leach	Rep	Incumbent	99

Roanoke City Population 97,032			
General Election			
Candidate	Party	Status	Vote Percent
M. Hill	Dem	Challenger	36.61
D. Caldwell	Ind	Incumbent	63.38

Rockbridge/Lexington City Population 22,307			
General Election			
Candidate	Party	Status	Vote Percent
C. Billias	Rep	Open Seat	56.39
J. Elrod	Ind	Open Seat	43.53

Rockingham/ Harrisonburg City Population 76,314			
Candidate	Party	Status	Vote Percent
M. Garst	Rep	Incumbent	97.08

Russell Population 28,897			
Candidate	Party	Status	Vote Percent
B. Patton	Dem	Incumbent	99.2

Salem City Population 24,802			
Candidate	Party	Status	Vote Percent
T. Bowers	Ind	Incumbent	98.54

Scott Population 23,177			
General Election			
Candidate	Party	Status	Vote Percent
B. Glenn	Dem	Challenger	29.9
M. McClung	Rep	Incumbent	70

Shenandoah			
Population 41,993			
General Election			
Candidate	Party	Status	Vote Percent
C. Logan	Rep	Challenger	47.4
A. Wiseley	Ind	Incumbent	52.4

Smyth			
Population 32,208			
Candidate	Party	Status	Vote Percent
R. Evans	Dem	Incumbent	99

Southampton/Franklin City			
Population 18,570			
Candidate	Party	Status	Vote Percent
E. Cooke	Dem	Incumbent	98.58

Spotsylvania			
Population 122,397			
General Election			
Candidate	Party	Status	Vote Percent
T. Bird	Rep	Challenger	50.1
W. Neely	Ind	Incumbent	49.7

Stafford			
Population 128,961			
Primary Election			
Candidate	Party	Status	Vote Percent
W. Olsen	Rep	Incumbent	59.1
J. Pelt	Rep	Challenger	40.9
General Election			
T. Barbrow	Dem	Challenger	35.4
W. Olsen	Rep	Incumbent	64.3

Staunton City			
Population 23,746			
Candidate	Party	Status	Vote Percent
R. Robertson	Dem	Incumbent	98.55

Suffolk City			
Population 84,585			
Candidate	Party	Status	Vote Percent
C. Ferguson	Ind	Incumbent	98.11

Surry			
Population 7,058			
General Election			
Candidate	Party	Status	Vote Percent
D. Davis	Ind	Open Seat	72
H. Thompson	Ind	Open Seat	27.9

Sussex			
Population 12,087			
Candidate	Party	Status	Vote Percent
L. Ramsey	Ind	Incumbent	98.8

Tazewell			
Population 45,078			
General Election			
Candidate	Party	Status	Vote Percent
M. Dennis	Dem	Open Seat	60.2
F. Neo	Rep	Open Seat	39.4

Virginia Beach City			
Population 437,994			
Candidate	Party	Status	Vote Percent
C. Stolle	Rep	Incumbent	96.64

Warren			
Population 37,575			
Candidate	Party	Status	Vote Percent
B. Madden	Rep	Incumbent	98.3

Washington			
Population 54,876			
General Election			
Candidate	Party	Status	Vote Percent
J. Cumbrow	Dem	Challenger	53
N. Price	Rep	Incumbent	46.9

Waynesboro City			
Population 21,006			
Candidate	Party	Status	Vote Percent
D. Ledbetter	Ind	Open Seat	98.5

Westmoreland			
Population 17,454			
Candidate	Party	Status	Vote Percent
J. Sichel	Ind	Incumbent	99.4

Winchester City Population 26,203			
Candidate	Party	Status	Vote Percent
M. Abrams	Ind	Incumbent	98.56

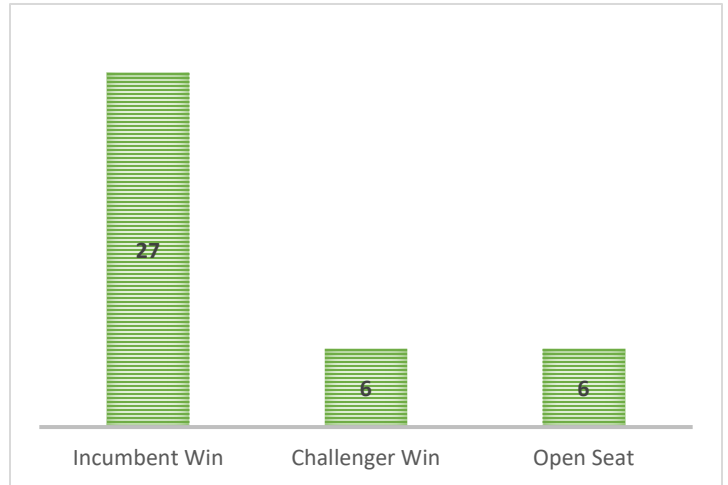
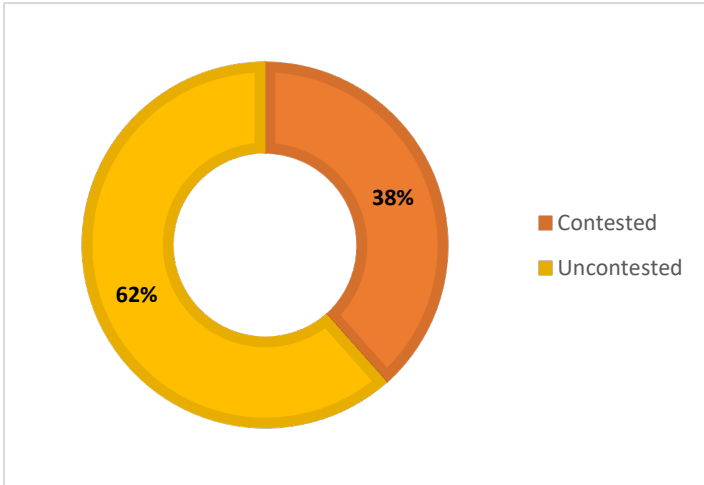
Wise/Norton City Population 41,452			
General Election			
Candidate	Party	Status	Vote Percent
C. Slemp	Rep	Open Seat	57.64
G. Gilliam	Dem	Open Seat	20.85
A. Collins	Ind	Open Seat	20.85

Wythe Population 29,235			
Candidate	Party	Status	Vote Percent
G. Mabe	Rep	Incumbent	99

York/Poquoson City Population 65,464			
Candidate	Party	Status	Vote Percent
B. Hahn	Rep	Incumbent	98.61

Washington

Washington elects 39 prosecuting attorneys in partisan elections. The prosecuting attorneys serve four year terms, and they preside over a single county. The data in this report comes from the 2014 election.



District Overview

Adams Population 18,728			
Candidate	Party	Status	Vote Percent
R. Flyckt	Rep	Incumbent	100

Asotin Population 21,623			
Candidate	Party	Status	Vote Percent
B. Nichols	NP	Incumbent	100

Benton Population 175,177			
Candidate	Party	Status	Vote Percent
A. Miller	Dem	Incumbent	100

Chelan Population 72,453			
Candidate	Party	Status	Vote Percent
D. Shae	Rep	Incumbent	100

Clallam Population 71,404			
General Election			
Candidate	Party	Status	Vote Percent
M. Nichols	Rep	Open Seat	52.3
W. Payne	Rep	Open Seat	47.7

Clark			
Population 425,363			
General Election			
Candidate	Party	Status	Vote Percent
A. Golik	Dem	Incumbent	54.4
J. Townsend	Rep	Challenger	45.6

Columbia			
Population 4,078			
General Election			
Candidate	Party	Status	Vote Percent
R. Culwell	NP	Incumbent	57
R. Lewis	NP	Challenger	43

Cowlitz			
Population 102,410			
General Election			
Candidate	Party	Status	Vote Percent
R. Jurvakainen	Ind	Challenger	53.6
S. Baur	Dem	Incumbent	46.4

Douglas			
Population 38,431			
Candidate	Party	Status	Vote Percent
S. Clem	NP	Incumbent	100

Ferry			
Population 7,551			
Primary Election			
Candidate	Party	Status	Vote Percent
C. O. Wood	Ind	Open Seat	18.4
E. Paulsen	Rep	Open Seat	59.7
J. von Sauer	Rep	Open Seat	22
General Election			
E. Paulsen	Rep	Open Seat	74.3
J. von Sauer	Rep	Open Seat	25.7

Franklin			
Population 78,163			
Candidate	Party	Status	Vote Percent
S. Sant	Rep	Incumbent	100

Garfield			
Population 2,266			
Candidate	Party	Status	Vote Percent
M. Newberg	Rep	Incumbent	100

Grant			
Population 89,120			
General Election			
Candidate	Party	Status	Vote Percent
G. Dano	Rep	Challenger	53.4
A. Lee	Rep	Incumbent	46.6

Grays Harbor			
Population 72,797			
General Election			
Candidate	Party	Status	Vote Percent
K. Svoboda	Dem	Open Seat	52.7
M. Spencer	Dem	Open Seat	47.3

Island			
Population 78,506			
Candidate	Party	Status	Vote Percent
G. Banks	Dem	Incumbent	100

Jefferson			
Population 29,872			
General Election			
Candidate	Party	Status	Vote Percent
M. Haas	Dem	Challenger	62.5
S. Rosekrans	Dem	Incumbent	37.5

King			
Population 1,931,249			
Candidate	Party	Status	Vote Percent
D. Satterberg	Rep	Incumbent	96.9

Kitsap			
Population 251,133			
Primary Election			
Candidate	Party	Status	Vote Percent
R. Scales	Dem	Challenger	15.7
R. Hauge	Dem	Incumbent	37.5
T. Robinson	Rep	Challenger	32.5
B. Danielson	Ind	Challenger	14.4
General Election			
R. Hauge	Dem	Incumbent	46.5
T. Robinson	Rep	Challenger	50.5

Kittitas			
Population 40,915			
Candidate	Party	Status	Vote Percent
G. Zempel	Rep	Incumbent	100

Klickitat			
Population 20,318			
General Election			
Candidate	Party	Status	Vote Percent
D. Quesnel	Ind	Challenger	55.9
L. Hoctor	Rep	Incumbent	44.1

Lewis			
Population 75,455			
Candidate	Party	Status	Vote Percent
J. Meyer	Rep	Incumbent	100

Lincoln			
Population 10,570			
Candidate	Party	Status	Vote Percent
J. Barkdull	Rep	Incumbent	100

Mason			
Population 60,699			
Candidate	Party	Status	Vote Percent
M. Dorcy	Rep	Incumbent	100

Okanogan			
Population 41,120			
Candidate	Party	Status	Vote Percent
K. Sloan	Dem	Incumbent	100

Pacific			
Population 20,920			
General Election			
Candidate	Party	Status	Vote Percent
M. McClain	NP	Challenger	59.1
D. Burke	Dem	Incumbent	40.9

Pend Oreille			
Population 13,001			
General Election			
Candidate	Party	Status	Vote Percent
D. Hunt	Rep	Open Seat	69.8
R. McCroskey	Rep	Open Seat	30.2

Pierce			
Population 795,225			
Candidate	Party	Status	Vote Percent
M. Lindquist	Dem	Incumbent	100

San Juan			
Population 15,769			
Candidate	Party	Status	Vote Percent
R. Gaylord	Dem	Incumbent	100

Skagit			
Population 116,901			
Candidate	Party	Status	Vote Percent
R. Weyrich	Dem	Incumbent	100

Skamania			
Population 11,066			
Candidate	Party	Status	Vote Percent
A. Kick	Dem	Incumbent	100

Snohomish			
Population 713,335			
Candidate	Party	Status	Vote Percent
M. Roe	Dem	Incumbent	100

Spokane			
Population 471,221			
General Election			
Candidate	Party	Status	Vote Percent
L. Haskell	Rep	Open Seat	59.7
B. Beggs	Dem	Open Seat	40.3

Stevens			
Population 43,531			
Candidate	Party	Status	Vote Percent
T. Rasmussen	Rep	Incumbent	100

Thurston			
Population 252,264			
Candidate	Party	Status	Vote Percent
J. Tunheim	Dem	Incumbent	100

Wahkiakum			
Population 3,978			
General Election			
Candidate	Party	Status	Vote Percent
D. Bigelow	Dem	Incumbent	50.9
H. Heywood	NP	Challenger	49.2

Walla Walla			
Population 58,781			
Candidate	Party	Status	Vote Percent
J. Nagle	Rep	Incumbent	100

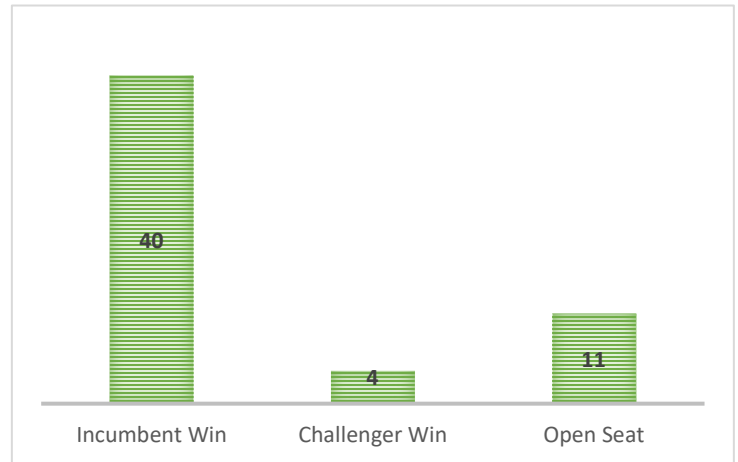
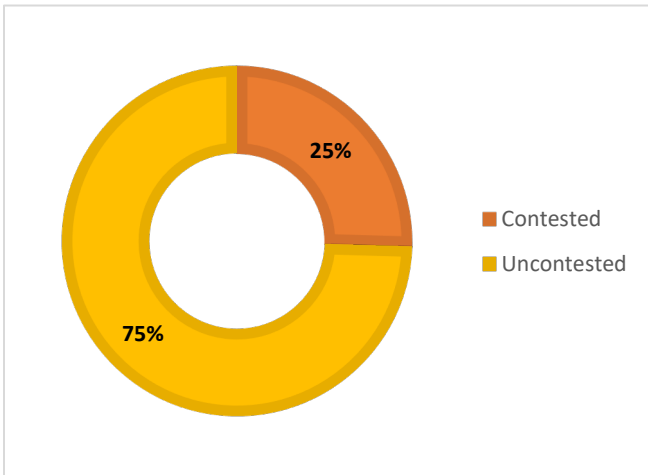
Whatcom			
Population 201,140			
Candidate	Party	Status	Vote Percent
D. McEachran	Rep	Incumbent	100

Whitman			
Population 44,776			
Candidate	Party	Status	Vote Percent
D. Tracy	Rep	Incumbent	100

Yakima			
Population 243,231			
Candidate	Party	Status	Vote Percent
J. Brusic	Rep	Open Seat	52
T. Clements	Rep	Open Seat	46.6

West Virginia

West Virginia elects 55 prosecuting attorneys in partisan elections. The prosecuting attorneys serve four year terms, and they preside over a single county. The data in this report comes from the 2016 election.



District Overview

Barbour			
Population 16,589			
Primary Election			
Candidate	Party	Status	Vote Percent
J. Boylen	Dem	Challenger	52.40
L. Poling	Dem	Incumbent	47.60
General Election			
J. Boylen	Dem	Challenger	25.85
T. Hoxie	Rep	Challenger	74.08

Berkeley			
Population 104,169			
Primary Election			
Candidate	Party	Status	Vote Percent
P. Games-Neely	Rep	Incumbent	41.75
C. Wilkes-Delligatti	Rep	Challenger	58.25

Boone			
Population 24,629			
Candidate	Party	Status	Vote Percent
K. Randolph	Dem	Incumbent	99.55

Braxton			
Population 14,523			
Candidate	Party	Status	Vote Percent
K. McLaughlin	Dem	Incumbent	100

Brooke			
Population 24,069			
Candidate	Party	Status	Vote Percent
J. Barki III	Dem	Incumbent	100

Cabell			
Population 96,319			
Candidate	Party	Status	Vote Percent
S. Hammers	Dem	Incumbent	100

Calhoun			
Population 7,627			
Candidate	Party	Status	Vote Percent
S. Johnson	Dem	Incumbent	100

Clay			
Population 9,386			
Candidate	Party	Status	Vote Percent
J. Samples	Dem	Incumbent	100

Doddridge			
Population 8,202			
Candidate	Party	Status	Vote Percent
B. Fitzgerald	Rep	Incumbent	100

Fayette			
Population 46,039			
Candidate	Party	Status	Vote Percent
L. Harrah II	Dem	Incumbent	100

Gilmer			
Population 8,693			
Candidate	Party	Status	Vote Percent
G. Hough	Dem	Incumbent	100

Grant			
Population 11,937			
Primary Election			
Candidate	Party	Status	Vote Percent
J. Ours	Rep	Challenger	55.20
J. Roth	Rep	Incumbent	44.80

Greenbrier			
Population 35,480			
Candidate	Party	Status	Vote Percent
P. Via	Rep	Incumbent	100

Hampshire			
Population 23,964			
Candidate	Party	Status	Vote Percent
D. James	Rep	Incumbent	100

Hancock			
Population 30,676			
Candidate	Party	Status	Vote Percent
J. Davis	Dem	Incumbent	100

Hardy			
Population 14,025			
Candidate	Party	Status	Vote Percent
L. See	Dem	Incumbent	100

Harrison			
Population 69,099			
Candidate	Party	Status	Vote Percent
R. Romano	Dem	Incumbent	100

Jackson			
Population 29,211			
Candidate	Party	Status	Vote Percent
K. Franklin	Rep	Open Seat	100

Jefferson			
Population 53,498			
Primary Election			
Candidate	Party	Status	Vote Percent
C. Howard	Dem	Open Seat	44.42
H. Rasheed	Dem	Open Seat	55.58
General Election			
M. Harvey	Rep	Open Seat	56.08
H. Rasheed	Dem	Open Seat	43.80

Kanawha			
Population 193,063			
Candidate	Party	Status	Vote Percent
C. Miller	Rep	Incumbent	100

Lewis			
Population 16,372			
Candidate	Party	Status	Vote Percent
C. Flanagan	Rep	Incumbent	100

Lincoln			
Population			
Candidate	Party	Status	Vote Percent
J. Gabehart	Dem	Incumbent	100

Logan			
Population 36,743			
Candidate	Party	Status	Vote Percent
J. Bennett	Dem	Incumbent	99.74

Marion			
Population 56,418			
Candidate	Party	Status	Vote Percent
J. Freeman	Dem	Open Seat	100

Marshall			
Population 33,107			
Candidate	Party	Status	Vote Percent
R. Wade	Dem	Incumbent	99.63

Mason			
Population 27,324			
Candidate	Party	Status	Vote Percent
R. Stein, Jr.	Rep	Open Seat	100

McDowell			
Population 22,113			
Candidate	Party	Status	Vote Percent
E. Kornish	Dem	Incumbent	100

Mercer			
Population 62,264			
Primary Election			
Candidate	Party	Status	Vote Percent
K. Harshbarger	Dem	Open Seat	67.99
J. McGinnis	Dem	Open Seat	32.01
General Election			
K. Harshbarger	Dem	Open Seat	48.66
G. Sitler	Rep	Open Seat	51.29

Mineral			
Population 28,212			
Candidate	Party	Status	Vote Percent
F. Pancake III	Rep	Open Seat	100

Mingo			
Population 26,839			
Primary Election			
Candidate	Party	Status	Vote Percent
J. Jewell	Dem	Open Seat	57.23
T. Maynard	Dem	Open Seat	42.77

Monongalia			
Population 96,189			
Primary Election			
Candidate	Party	Status	Vote Percent
L. Cardoso	Dem	Open Seat	48.79
P. DeChristopher	Dem	Open Seat	51.21

Monroe			
Population 13,502			
Candidate	Party	Status	Vote Percent
J. St. Claire	Dem	Incumbent	100

Morgan			
Population 17,541			
Candidate	Party	Status	Vote Percent
D. McLaughlin	Rep	Incumbent	100

Nicholas			
Population 26,233			
Primary Election			
Candidate	Party	Status	Vote Percent
J. Sweeney	Dem	Incumbent	51.48
G. Tucker	Dem	Challenger	48.52

Ohio			
Population 44,443			
General Election			
Candidate	Party	Status	Vote Percent
M. Sheehan	Rep	Challenger	38.63
S. Smith	Dem	Incumbent	61.29

Pendleton			
Population 7,695			
Candidate	Party	Status	Vote Percent
K. Sponaugle	Dem	Incumbent	98.62

Pleasants			
Population 7,605			
Primary Election			
Candidate	Party	Status	Vote Percent
C. Bryant	Dem	Incumbent	34.34
B. Carr	Dem	Challenger	65.66

Pocahontas			
Population 8,719			
Primary Election			
Candidate	Party	Status	Vote Percent
B. Martin	Dem	Challenger	36.15
E. Simmons	Dem	Incumbent	63.85

Preston			
Population 33,520			
Candidate	Party	Status	Vote Percent
M. Snyder	Rep	Incumbent	100

Putnam			
Population 55,486			
Candidate	Party	Status	Vote Percent
M. Sorsaia	Rep	Incumbent	99.32

Raleigh			
Population 78,859			
Candidate	Party	Status	Vote Percent
K. Keller	Dem	Incumbent	100

Randolph			
Population 29,405			
Candidate	Party	Status	Vote Percent
M. Parker	Dem	Incumbent	100

Ritchie			
Population 10,449			
Primary Election			
Candidate	Party	Status	Vote Percent
K. Christ	Rep	Open Seat	39.05
M. Farnsworth	Rep	Open Seat	38.99
R. Mazzei	Rep	Open Seat	21.96
General Election			
K. Christ	Rep	Open Seat	44.25
S. Rogers II	Dem	Open Seat	55.75

Roane			
Population 14,926			
Candidate	Party	Status	Vote Percent
J. Downey	Rep	Incumbent	100

Summers			
Population 13,927			
Primary Election			
Candidate	Party	Status	Vote Percent
K. Cook	Rep	Open Seat	42.71
D. Gilbert	Rep	Open Seat	34.17
R. Gunnoe	Rep	Open Seat	23.12
General Election			
K. Cook	Rep	Open Seat	70.45
J. McNeely	Dem	Open Seat	29.55

Taylor			
Population 16,895			
Candidate	Party	Status	Vote Percent
J. Bord	Rep	Incumbent	100

Tucker			
Population 7,141			
Candidate	Party	Status	Vote Percent
R. Lamora	Rep	Incumbent	100

Tyler			
Population 9,208			
Candidate	Party	Status	Vote Percent
D. Furbee	Rep	Incumbent	100

Upshur			
Population 24,254			
Candidate	Party	Status	Vote Percent
D. Godwin	Rep	Incumbent	99.57

Wayne			
Population 42,481			
Candidate	Party	Status	Vote Percent
T. Plymale	Dem	Incumbent	100

Webster			
Population 9,154			
Candidate	Party	Status	Vote Percent
D. Vandevender	Dem	Incumbent	100

Wetzel			
Population 16,583			
Candidate	Party	Status	Vote Percent
T. Haught	Dem	Incumbent	100

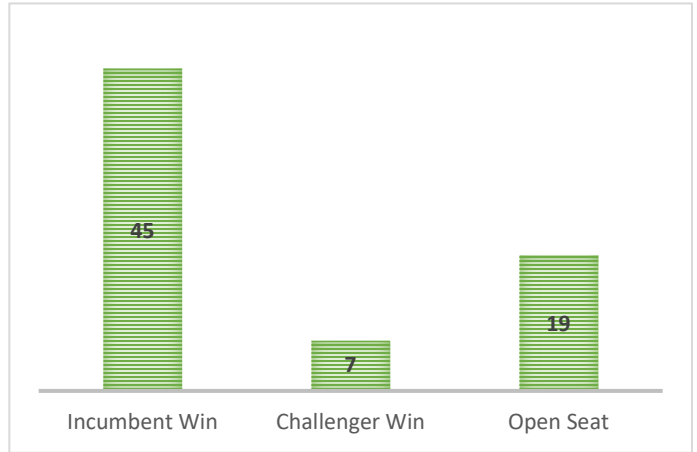
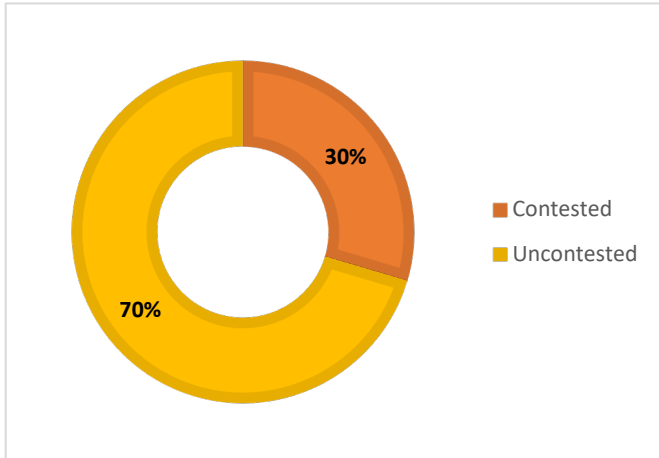
Wirt			
Population 5,717			
Candidate	Party	Status	Vote Percent
T. Davitian	Rep	Incumbent	100

Wood			
Population 86,956			
Primary Election			
Candidate	Party	Status	Vote Percent
A. Armstrong	Rep	Open Seat	24.52
P. Lefebure	Rep	Open Seat	75.48

Wyoming			
Population 23,796			
Candidate	Party	Status	Vote Percent
M. Cochrane	Dem	Incumbent	100

Wisconsin

Wisconsin elects 71 district attorneys in partisan elections. The district attorneys serve four year terms, and they preside over a single county. The data in this report comes from the 2016 election.



District Overview

Adams			
Population 20,875			
Candidate	Party	Status	Vote Percent
T. Bonnet	Ind	Incumbent	99.57

Ashland			
Population 16,157			
Candidate	Party	Status	Vote Percent
K. McKnight	Dem	Incumbent	98.96

Barron			
Population 45,870			
Primary Election			
Candidate	Party	Status	Vote Percent
A. Baranek	Dem	Incumbent	50.54
A. Marcoux	Dem	Challenger	49.46

Bayfield			
Population 15,014			
Primary Election			
Candidate	Party	Status	Vote Percent
F. Bourg	Dem	Incumbent	26.71
K. Lawton	Dem	Challenger	73.29

Brown			
Population 248,007			
Candidate	Party	Status	Vote Percent
D. Lasee	Rep	Incumbent	98.5

Buffalo			
Population 13,587			
Candidate	Party	Status	Vote Percent
T. Clark	Dem	Incumbent	99.04

Burnett			
Population 15,457			
Candidate	Party	Status	Vote Percent
W. Norine	Rep	Incumbent	100

Calumet			
Population 48,971			
Primary Election			
Candidate	Party	Status	Vote Percent
N. Bolz	Rep	Incumbent	37.4
N. Haberman	Rep	Challenger	62.6

Chippewa			
Population 62,415			
Candidate	Party	Status	Vote Percent
S. Gibbs	Rep	Incumbent	100

Clark			
Population 34,690			
Candidate	Party	Status	Vote Percent
K. Stumbris	Dem	Open Seat	100

Columbia			
Population 56,833			
General Election			
Candidate	Party	Status	Vote Percent
D. Kammer	Ind	Challenger	47.26
J. Kohlwey	Rep	Incumbent	52.54

Crawford			
Population 16,644			
Candidate	Party	Status	Vote Percent
T. Baxter	Dem	Incumbent	99.34

Dane			
Population 488,073			
Primary Election			
Candidate	Party	Status	Vote Percent
B. Jambois	Dem	Challenger	26.88
I. Ozanne	Dem	Incumbent	72.98

Dodge			
Population 88,759			
Candidate	Party	Status	Vote Percent
K. Klomberg	Rep	Incumbent	100

Door			
Population 27,785			
Primary Election			
Candidate	Party	Status	Vote Percent
C. Nordin	Rep	Challenger	58.99
R. Pelrine	Rep	Incumbent	40.99

Douglas			
Population 44,159			
Primary Election			
Candidate	Party	Status	Vote Percent
D. Blank	Dem	Incumbent	41.2
M. Fruehauf	Dem	Challenger	58.77

Dunn			
Population 43,857			
General Election			
Candidate	Party	Status	Vote Percent
A. Nodolf	Rep	Incumbent	53.25
H. Webster	Dem	Challenger	46.75

Eau Claire			
Population 98,736			
Candidate	Party	Status	Vote Percent
G. King	Dem	Open Seat	98.51

Florence			
Population 4,423			
Candidate	Party	Status	Vote Percent
D. Drexler	Rep	Incumbent	99.81

Fond du Lac			
Population 101,633			
Candidate	Party	Status	Vote Percent
E. Toney	Rep	Incumbent	100

Forest			
Population 9,304			
Candidate	Party	Status	Vote Percent
C. Simono	Dem	Incumbent	98.5

Grant			
Population 51,208			
Candidate	Party	Status	Vote Percent
L. Riniker	Rep	Incumbent	99.41

Green			
Population 36,842			
Candidate	Party	Status	Vote Percent
C. Nolen	Rep	Open Seat	98.17

Green Lake			
Population 19,051			
Candidate	Party	Status	Vote Percent
A. Christenson	Rep	Incumbent	99.72

Iowa			
Population 23,687			
Candidate	Party	Status	Vote Percent
L. Nelson	Dem	Incumbent	98.76

Iron			
Population 5,916			
Primary Election			
Candidate	Party	Status	Vote Percent
E. Erickson	Dem	Open Seat	34.24
A. Stella	Dem	Open Seat	65.76
General Election			
A. Stella	Dem	Open Seat	49.99
M. Tingstad	Rep	Open Seat	50.04

Jackson			
Population 20,449			
Candidate	Party	Status	Vote Percent
G. Fox	Dem	Incumbent	98.98

Jefferson			
Population 83,686			
Candidate	Party	Status	Vote Percent
S. Happ	Dem	Incumbent	96.85

Juneau			
Population 26,664			
Primary Election			
Candidate	Party	Status	Vote Percent
K. Hamm	Rep	Challenger	53.99
S. Smith	Rep	Challenger	26.37
M. Solovey	Rep	Incumbent	19.64

Kenosha			
Population 166,426			
Candidate	Party	Status	Vote Percent
M. Graveley	Dem	Open Seat	97.34

Kewaunee			
Population 20,574			
Candidate	Party	Status	Vote Percent
A. Naze	Dem	Incumbent	100

La Crosse			
Population 114,638			
Candidate	Party	Status	Vote Percent
T. Gruenke	Dem	Incumbent	100

Lafayette			
Population 16,836			
General Election			
Candidate	Party	Status	Vote Percent
K. Findley	Dem	Incumbent	35.24
J. Gill	Rep	Challenger	64.72

Langlade			
Population 19,977			
Candidate	Party	Status	Vote Percent
E. Gebert	Rep	Open Seat	99.83

Lincoln			
Population 28,743			
Primary Election			
Candidate	Party	Status	Vote Percent
G. Bayne-Allison	Dem	Open Seat	60.8
S. Brubacher	Dem	Open Seat	39.2

Manitowoc			
Population 81,442			
Candidate	Party	Status	Vote Percent
J. LaBre	Rep	Open Seat	99.09

Marathon			
Population 134,063			
Candidate	Party	Status	Vote Percent
T. Wetzsteon	Dem	Open Seat	98.35

Marinette			
Population 41,749			
Candidate	Party	Status	Vote Percent
A. Brey	Dem	Incumbent	100

Marquette			
Population 15,404			
Candidate	Party	Status	Vote Percent
C. Hendee	Rep	Incumbent	99.21

Menominee & Shawano			
Population 46,181			
Candidate	Party	Status	Vote Percent
G. Parker	Rep	Incumbent	100

Milwaukee			
Population 947,735			
Primary Election			
Candidate	Party	Status	Vote Percent
J. Chisolm	Dem	Incumbent	65
V. Swanigan	Dem	Challenger	34.8

Monroe			
Population 44,673			
Primary Election			
Candidate	Party	Status	Vote Percent
K. Croninger	Rep	Open Seat	63.54
A. Lueck	Rep	Open Seat	36.46

Oconto			
Population 37,660			
Candidate	Party	Status	Vote Percent
E. Burke	Rep	Incumbent	100

Oneida			
Population 35,998			
Candidate	Party	Status	Vote Percent
M. Schiek	Rep	Incumbent	99.01

Outagamie			
Population 176,695			
Candidate	Party	Status	Vote Percent
C. Schneider	Rep	Incumbent	100

Ozaukee			
Population 86,395			
Candidate	Party	Status	Vote Percent
A. Gerol	Rep	Incumbent	97.82

Pepin			
Population 7,469			
Candidate	Party	Status	Vote Percent
J. Seifert	Dem	Incumbent	100

Pierce			
Population 41,019			
Candidate	Party	Status	Vote Percent
S. Froelich	Dem	Incumbent	99.54

Polk			
Population 44,205			
General Election			
Candidate	Party	Status	Vote Percent
J. Kemp	Rep	Challenger	60.52
D. Steffen	Dem	Incumbent	39.48

Portage			
Population 70,019			
Candidate	Party	Status	Vote Percent
L. Molepske	Dem	Incumbent	99.02

Price			
Population 14,159			
Candidate	Party	Status	Vote Percent
M. Fuhr	Dem	Incumbent	100

Racine			
Population 195,408			
General Election			
Candidate	Party	Status	Vote Percent
T. Binger	Dem	Open Seat	42.01
P. Hanson	Rep	Open Seat	57.99

Richland			
Population 18,021			
Candidate	Party	Status	Vote Percent
J. Harper	Rep	Incumbent	99.27

Rock			
Population 160,331			
Candidate	Party	Status	Vote Percent
D. O'Leary	Dem	Incumbent	98.5

Rusk			
Population 14,755			
General Election			
Candidate	Party	Status	Vote Percent
A. Barna	Dem	Open Seat	50.94
J. Rennieke	Rep	Open Seat	49.06

Saint Croix			
Population 84,345			
Primary Election			
Candidate	Party	Status	Vote Percent
D. Burger	Rep	Open Seat	32.66
M. Nieskes	Rep	Open Seat	35.73
R. O'Sullivan	Rep	Open Seat	31.53
General Election			
M. Nieskes	Rep	Open Seat	60.86
S. Yacoub	Dem	Open Seat	39.02

Sauk			
Population 61,976			
Candidate	Party	Status	Vote Percent
K. Calkins	Ind	Incumbent	100

Sawyer			
Population 16,557			
Candidate	Party	Status	Vote Percent
B. Poquette	Rep	Incumbent	98.94

Sheboygan			
Population 115,507			
Candidate	Party	Status	Vote Percent
J. Urmanski	Rep	Open Seat	98.73

Taylor			
Population 20,689			
Candidate	Party	Status	Vote Percent
K. Tlusty	Dem	Incumbent	99.2

Trempealeau			
Population 28,816			
Candidate	Party	Status	Vote Percent
T. McMahon	Dem	Incumbent	98.59

Vernon			
Population 29,773			
Candidate	Party	Status	Vote Percent
T. Gaskell	Rep	Incumbent	100

Vilas			
Population 21,430			
Primary Election			
Candidate	Party	Status	Vote Percent
D. Dominguez	Rep	Open Seat	30.89
M. Milanowski	Rep	Open Seat	69.11

Walworth			
Population 102,228			
Primary Election			
Candidate	Party	Status	Vote Percent
R. Sullivan	Rep	Open Seat	35.04
Z. Wiedenfeld	Rep	Open Seat	64.83

Washburn			
Population 15,911			
Candidate	Party	Status	Vote Percent
A. Winton	Dem	Open Seat	98.82

Washington			
Population 131,887			
Candidate	Party	Status	Vote Percent
M. Bensen	Rep	Incumbent	98.7

Waukesha			
Population 389,891			
Candidate	Party	Status	Vote Percent
S. Opper	Rep	Open Seat	98.62

Waupaca			
Population 52,410			
General Election			
Candidate	Party	Status	Vote Percent
R. Forseth	Dem	Open Seat	35.86
V. Isherwood	Rep	Open Seat	63.97

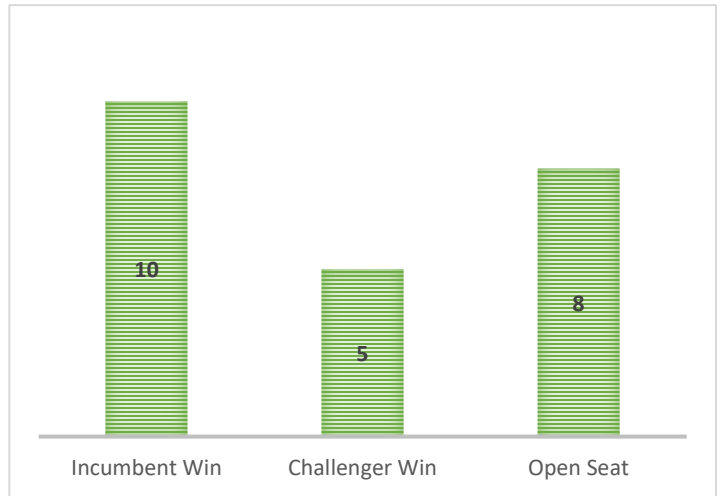
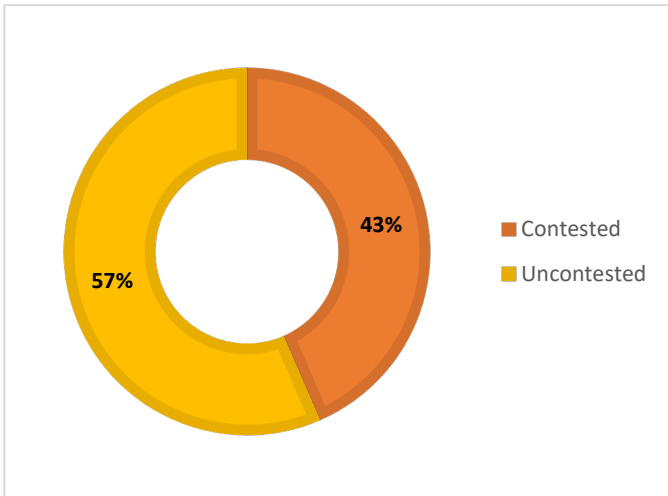
Waushara			
Population 24,496			
Candidate	Party	Status	Vote Percent
S. Blader	Rep	Incumbent	100

Winnebago			
Population 166,994			
Candidate	Party	Status	Vote Percent
C. Gossett	Rep	Incumbent	97.83

Wood			
Population 74,749			
Candidate	Party	Status	Vote Percent
C. Lambert	Rep	Incumbent	99.99

Wyoming

Wyoming elects 23 district attorneys in partisan elections. The district attorneys serve four year terms, and they preside over a single county. The data in this report comes from elections in 2014 and 2016.



District Overview

Albany			
Population 36,299			
Primary Election			
Candidate	Party	Status	Vote Percent
T. Lopez	Dem	Open Seat	27
P. Trent	Dem	Open Seat	68
J. Merseal	Rep	Open Seat	38.24
J. Schermetzler	Rep	Open Seat	44.41
General Election			
J. Schermetzler	Rep	Open Seat	45.73
P. Trent	Dem	Open Seat	49.53

Big Horn			
Population 11,668			
Primary Election			
Candidate	Party	Status	Vote Percent
K. Adams	Rep	Challenger	70.51
M. Burns	Rep	Incumbent	29.4

Campbell			
Population 46,133			
Primary Election			
Candidate	Party	Status	Vote Percent
C. Patterson	Rep	Open Seat	37.16
R. Wirthwein	Rep	Open Seat	42.22
General Election			
R. Wirthwein	Rep	Open Seat	67.56
L. Finkey	Dem	Open Seat	27.05

Carbon			
Population 15,885			
Candidate	Party	Status	Vote Percent
C. Rerucha	Rep	Incumbent	97.9

Converse			
Population 13,833			
Candidate	Party	Status	Vote Percent
Q. Richardson	Rep	Incumbent	82.67

Crook			
Population 7,083			
Candidate	Party	Status	Vote Percent
J. Baron	Dem	Incumbent	62.56

Fremont			
Population 40,123			
Primary Election			
Candidate	Party	Status	Vote Percent
H.M. Bennett	Rep	Open Seat	34.52
P. Lebrun	Rep	Open Seat	65.37

Goshen			
Population 13,249			
Candidate	Party	Status	Vote Percent
K. Brown	Rep	Incumbent	97.7

Hot Springs			
Population 4,812			
Candidate	Party	Status	Vote Percent
J. Williams	Rep	Incumbent	48.7

Johnson			
Population 8,569			
Primary Election			
Candidate	Party	Status	Vote Percent
K. Decock	Rep	Incumbent	29.49
T. Ruby	Rep	Challenger	69.23

Laramie			
Population 91,738			
Primary Election			
Candidate	Party	Status	Vote Percent
S. Homar	Rep	Incumbent	49.05
J. Sandburg	Rep	Challenger	50.82

Lincoln			
Population 18,106			
Candidate	Party	Status	Vote Percent
S. Allred	Rep	Incumbent	83.15

Natrona			
Population 75,450			
Candidate	Party	Status	Vote Percent
M. Blonigen	Rep	Incumbent	78.78

Niobrara			
Population 2,484			
Candidate	Party	Status	Vote Percent
C. Lund	Rep	Open Seat	85.94

Park			
Population 28,205			
Candidate	Party	Status	Vote Percent
B. Skoric	Rep	Incumbent	98.08

Platte			
Population 8,667			
General Election			
Candidate	Party	Status	Vote Percent
K. Johnston	Con	Open Seat	34.61
D. Weaver	Rep	Open Seat	61.01

Sheridan			
Population 29,116			
Candidate	Party	Status	Vote Percent
M. Redle	Rep	Incumbent	65.82

Sublette			
Population 10,247			
Candidate	Party	Status	Vote Percent
C. Kainer	Rep	Open Seat	77.8

Sweetwater			
Population 43,806			
Primary Election			
Candidate	Party	Status	Vote Percent
D. Erramouspe	Rep	Open Seat	63.96
R. Hiatt	Rep	Open Seat	26.57
General Election			
D. Erramouspe	Rep	Open Seat	65.82
B. Reese	Dem	Open Seat	29.81

Teton			
Population 21,294			
Candidate	Party	Status	Vote Percent
S. Weichman	Rep	Incumbent	69.85

Uinta			
Population 21,118			
Primary Election			
Candidate	Party	Status	Vote Percent
L. Howieson	Rep	Challenger	53.97
E.D. Stout	Rep	Incumbent	39.58

Washakie			
Population 8,533			
Primary Election			
Candidate	Party	Status	Vote Percent
M. Argeris	Rep	Incumbent	43.8
J. Worall	Rep	Challenger	53.64

Weston			
Population 7,208			
Candidate	Party	Status	Vote Percent
W. Curley	Rep	Open Seat	71.82

Appendix

More than half of the entire U.S. population lives in only 148 prosecutor districts. Those districts are listed below along with their population and a running tally of cumulative population. The population data in this table comes from the 2010 census. In 2010, the total U.S. population was 308,745,538.

Ranking	State	District	Overall		Cumulative	
			Population 2010	%	Population 2010	%
1	California	Los Angeles	9,818,605	0.0318	9,818,605	0.032
2	Illinois	Cook	5,194,675	0.0168	15,013,280	0.049
3	Texas	Harris	4,092,459	0.0133	19,105,739	0.062
4	Arizona	Maricopa	3,817,117	0.0124	22,922,856	0.074
5	California	San Diego	3,095,313	0.01	26,018,169	0.084
6	California	Orange	3,010,232	0.0097	29,028,401	0.094
7	New York	Kings	2,504,700	0.0081	31,533,101	0.102
8	Florida	11	2,496,435	0.0081	34,029,536	0.11
9	Texas	Dallas	2,368,139	0.0077	36,397,675	0.118
10	New York	Queens	2,230,722	0.0072	38,628,397	0.125
11	California	Riverside	2,189,641	0.0071	40,818,038	0.132
12	California	San Bernardino	2,035,210	0.0066	42,853,248	0.139
13	Nevada	Clark	1,951,269	0.0063	44,804,517	0.145
14	Washington	King	1,931,249	0.0063	46,735,766	0.151
15	Michigan	Wayne	1,820,584	0.0059	48,556,350	0.157
16	Texas	Tarrant	1,809,034	0.0059	50,365,384	0.163
17	California	Santa Clara	1,781,642	0.0058	52,147,026	0.169
18	Florida	17	1,748,066	0.0057	53,895,092	0.175
19	Texas	Bexar	1,714,773	0.0056	55,609,865	0.18
20	New York	New York	1,585,873	0.0051	57,195,738	0.185
21	Pennsylvania	Philadelphia	1,526,006	0.0049	58,721,744	0.19
22	California	Alameda	1,510,271	0.0049	60,232,015	0.195
23	Massachusetts	Middlesex	1,503,085	0.0049	61,735,100	0.2
24	New York	Suffolk	1,493,350	0.0048	63,228,450	0.205
25	California	Sacramento	1,418,788	0.0046	64,647,238	0.209
26	Florida	9	1,414,641	0.0046	66,061,879	0.214
27	New York	Bronx	1,385,108	0.0045	67,446,987	0.218
28	Florida	6	1,381,239	0.0045	68,828,226	0.223
29	New York	Nassau	1,339,532	0.0043	70,167,758	0.227
30	Florida	15	1,320,134	0.0043	71,487,892	0.232
31	Ohio	Cuyahoga	1,280,122	0.0041	72,768,014	0.236

Ranking	State	District	Overall		Cumulative	
			Population 2010	%	Population 2010	%
32	Florida	13	1,229,226	0.004	73,997,240	0.24
33	Pennsylvania	Allegheny	1,223,348	0.004	75,220,588	0.244
34	Michigan	Oakland	1,202,362	0.0039	76,422,950	0.248
35	Ohio	Franklin	1,163,414	0.0038	77,586,364	0.251
36	Minnesota	Hennepin	1,152,425	0.0037	78,738,789	0.255
37	Florida	20	1,152,276	0.0037	79,891,065	0.259
38	Florida	4	1,128,442	0.0037	81,019,507	0.262
39	Virginia	Fairfax	1,081,726	0.0035	82,101,233	0.266
40	California	Contra Costa	1,049,025	0.0034	83,150,258	0.269
41	Florida	5	1,035,784	0.0034	84,186,042	0.273
42	Utah	Salt Lake	1,029,655	0.0033	85,215,697	0.276
43	Texas	53	1,024,266	0.0033	86,239,963	0.279
44	Missouri	St. Louis County	998,954	0.0032	87,238,917	0.283
45	Arizona	Pima	980,263	0.0032	88,219,180	0.286
46	Maryland	Montgomery	971,777	0.0031	89,190,957	0.289
47	Florida	18	966,094	0.0031	90,157,051	0.292
48	Hawaii	Honolulu	953,207	0.0031	91,110,258	0.295
49	New York	Westchester	949,113	0.0031	92,059,371	0.298
50	Wisconsin	Milwaukee	947,735	0.0031	93,007,106	0.301
51	California	Fresno	930,450	0.003	93,937,556	0.304
52	Tennessee	30	927,644	0.003	94,865,200	0.307
53	Georgia	Atlanta	920,581	0.003	95,785,781	0.31
54	North Carolina	26	919,628	0.003	96,705,409	0.313
55	New York	Erie	919,040	0.003	97,624,449	0.316
56	Illinois	DuPage	916,924	0.003	98,541,373	0.319
57	Indiana	19	903,393	0.0029	99,444,766	0.322
58	North Carolina	10	900,993	0.0029	100,345,759	0.325
59	Colorado	18	886,021	0.0029	101,231,780	0.328
60	Maryland	Prince George's	863,420	0.0028	102,095,200	0.331
61	Florida	7	854,692	0.0028	102,949,892	0.333
62	Michigan	Macomb	840,978	0.0027	103,790,870	0.336
63	California	Kern	839,631	0.0027	104,630,501	0.339
64	California	Ventura	823,318	0.0027	105,453,819	0.342
65	Texas	34	806,521	0.0026	106,260,340	0.344
66	Georgia	Gwinnett	805,321	0.0026	107,065,661	0.347
67	California	San Francisco	805,235	0.0026	107,870,896	0.349
68	Maryland	Baltimore County	805,029	0.0026	108,675,925	0.352
69	Ohio	Hamilton	802,374	0.0026	109,478,299	0.355
70	Pennsylvania	Montgomery	799,874	0.0026	110,278,173	0.357

Ranking	State	District	Overall		Cumulative	
			Population 2010	%	Population 2010	%
71	Massachusetts	Worcester	798,552	0.0026	111,076,725	0.36
72	Washington	Pierce	795,225	0.0026	111,871,950	0.362
73	Texas	Collin	782,341	0.0025	112,654,291	0.365
74	Texas	Hidalgo	774,769	0.0025	113,429,060	0.367
75	New York	Monroe	744,344	0.0024	114,173,404	0.37
76	Massachusetts	Essex	743,159	0.0024	114,916,563	0.372
77	Kentucky	30	741,096	0.0024	115,657,659	0.375
78	Florida	12	737,143	0.0024	116,394,802	0.377
79	Oregon	Multnomah	735,334	0.0024	117,130,136	0.379
80	Florida	10	728,612	0.0024	117,858,748	0.382
81	Massachusetts	Suffolk	722,023	0.0023	118,580,771	0.384
82	Oklahoma	7	718,633	0.0023	119,299,404	0.386
83	California	San Mateo	718,451	0.0023	120,017,855	0.389
84	Washington	Snohomish	713,335	0.0023	120,731,190	0.391
85	Illinois	Lake	703,462	0.0023	121,434,652	0.393
86	Georgia	Stone Mountain	691,893	0.0022	122,126,545	0.396
87	Georgia	Cobb	688,078	0.0022	122,814,623	0.398
88	California	San Joaquin	685,306	0.0022	123,499,929	0.4
89	Florida	1	684,856	0.0022	124,184,785	0.402
90	Illinois	Will	677,560	0.0022	124,862,345	0.404
91	Missouri	Jackson	674,158	0.0022	125,536,503	0.407
92	Massachusetts	Norfolk	670,850	0.0022	126,207,353	0.409
93	Texas	Denton	662,614	0.0021	126,869,967	0.411
94	New Mexico	2	662,564	0.0021	127,532,531	0.413
95	Alabama	10	658,466	0.0021	128,190,997	0.415
96	Colorado	4	645,613	0.0021	128,836,610	0.417
97	Tennessee	20	626,681	0.002	129,463,291	0.419
98	Pennsylvania	Bucks	625,249	0.002	130,088,540	0.421
99	Maryland	Baltimore City	620,961	0.002	130,709,501	0.423
100	Oklahoma	14	603,403	0.002	131,312,904	0.425
101	Michigan	Kent	602,622	0.002	131,915,526	0.427
102	Florida	19	602,131	0.002	132,517,657	0.429
103	Colorado	2	600,158	0.0019	133,117,815	0.431
104	Texas	268	585,375	0.0019	133,703,190	0.433
105	South Carolina	13	570,449	0.0018	134,273,639	0.435
106	Pennsylvania	Delaware	558,979	0.0018	134,832,618	0.437
107	Massachusetts	Bristol	548,285	0.0018	135,380,903	0.438
108	Kansas	Johnson	544,179	0.0018	135,925,082	0.44
109	Ohio	Summit	541,781	0.0018	136,466,863	0.442

Ranking	State	District	Overall		Cumulative	
			Population 2010	%	Population 2010	%
110	Colorado	1	539,984	0.0017	137,006,847	0.444
111	Maryland	Anne Arundel	537,656	0.0017	137,544,503	0.445
112	Ohio	Montgomery	535,153	0.0017	138,079,656	0.447
113	Oregon	Washington	529,710	0.0017	138,609,366	0.449
114	South Carolina	9	528,052	0.0017	139,137,418	0.451
115	Pennsylvania	Lancaster	519,445	0.0017	139,656,863	0.452
116	Nebraska	Douglas	517,110	0.0017	140,173,973	0.454
117	Utah	Utah	516,564	0.0017	140,690,537	0.456
118	Illinois	Kane	515,269	0.0017	141,205,806	0.457
119	California	Stanislaus	514,453	0.0017	141,720,259	0.459
120	Minnesota	Ramsey	508,640	0.0016	142,228,899	0.461
121	Pennsylvania	Chester	498,886	0.0016	142,727,785	0.462
122	Kansas	Sedgwick	498,365	0.0016	143,226,150	0.464
123	Colorado	17	497,492	0.0016	143,723,642	0.466
124	Indiana	31	496,005	0.0016	144,219,647	0.467
125	Massachusetts	Plymouth	494,919	0.0016	144,714,566	0.469
126	North Carolina	18	488,406	0.0016	145,202,972	0.47
127	Wisconsin	Dane	488,073	0.0016	145,691,045	0.472
128	California	Sonoma	483,878	0.0016	146,174,923	0.473
129	Washington	Spokane	471,221	0.0015	146,646,144	0.475
130	New York	Richmond	468,730	0.0015	147,114,874	0.476
131	New York	Onondaga	467,026	0.0015	147,581,900	0.478
132	Massachusetts	Hampden	463,490	0.0015	148,045,390	0.48
133	Texas	9	455,746	0.0015	148,501,136	0.481
134	South Carolina	5	446,201	0.0014	148,947,337	0.482
135	California	Tulare	442,179	0.0014	149,389,516	0.484
136	Ohio	Lucas	441,815	0.0014	149,831,331	0.485
137	Louisiana	19	440,171	0.0014	150,271,502	0.487
138	Virginia	Virginia Beach City	437,994	0.0014	150,709,496	0.488
139	Pennsylvania	York	434,972	0.0014	151,144,468	0.49
140	Louisiana	24	432,552	0.0014	151,577,020	0.491
141	Tennessee	6	432,226	0.0014	152,009,246	0.492
142	Iowa	Polk	430,640	0.0014	152,439,886	0.494
143	Michigan	Genesee	425,790	0.0014	152,865,676	0.495
144	Washington	Clark	425,363	0.0014	153,291,039	0.496
145	California	Santa Barbara	423,895	0.0014	153,714,934	0.498
146	Texas	26	422,679	0.0014	154,137,613	0.499
147	Nevada	Washoe	421,407	0.0014	154,559,020	0.501

Acknowledgments

Many students at the University of North Carolina School of Law helped to gather the information necessary to produce this report, including Matthew Baruch, James Clarke, Jennifer Cofer, Patrick Figuerado, Rachel M. Geissler, Mackenzie Harmon, Sarah Hoffman, Brittainy Joyner, Matthew Ledford, Grace Lempp, Ashley Nicole Longman, Adam Renkiewicz, Alison Rossi, Alexander Rutgers, and Alan Sides.

Tyla Olsen provided excellent administrative support and helped gather additional information.

Samantha Owen prepared the individual state reports and provided invaluable assistance throughout the project.

The national data analysis was performed by Michael Morse.

This study was made possible by a generous gift from the Vital Projects Fund, Inc.