

Consequence Delivery System (CDS): San Diego Sector Briefing



U.S. Customs and
Border Protection

January 2017

Overview

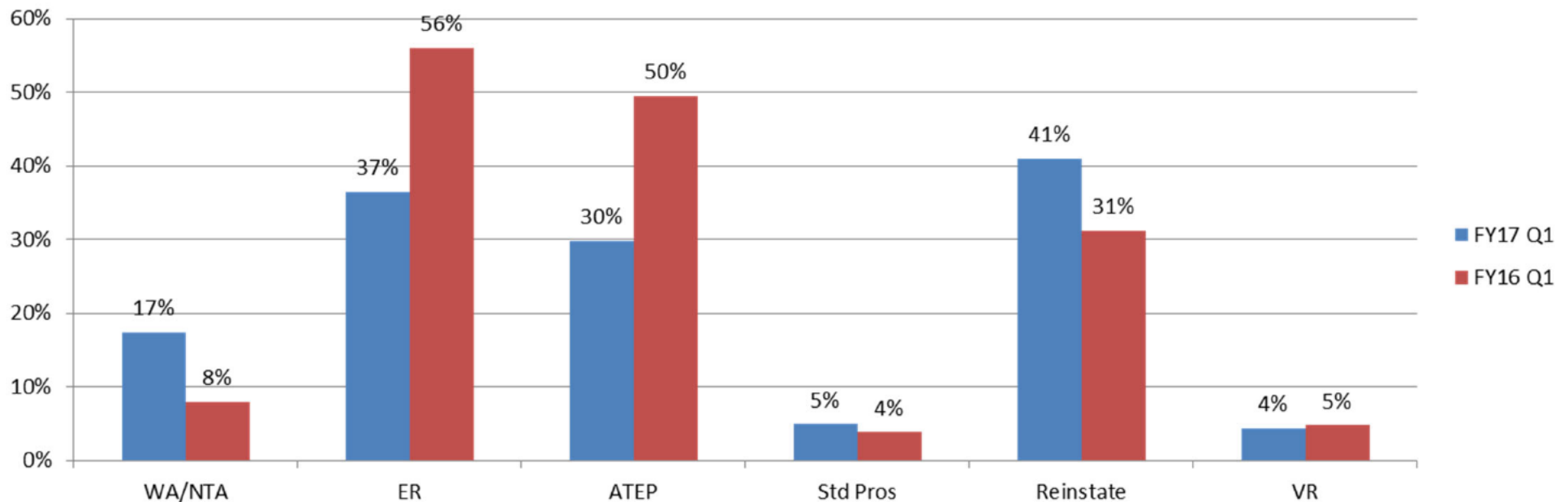
- SDC FY17 Results
- Post-apprehension Indicators
- Performance Measurement
- Conclusion
- Questions – Contact Numbers



U.S. Customs and
Border Protection

SDC FY17 Results

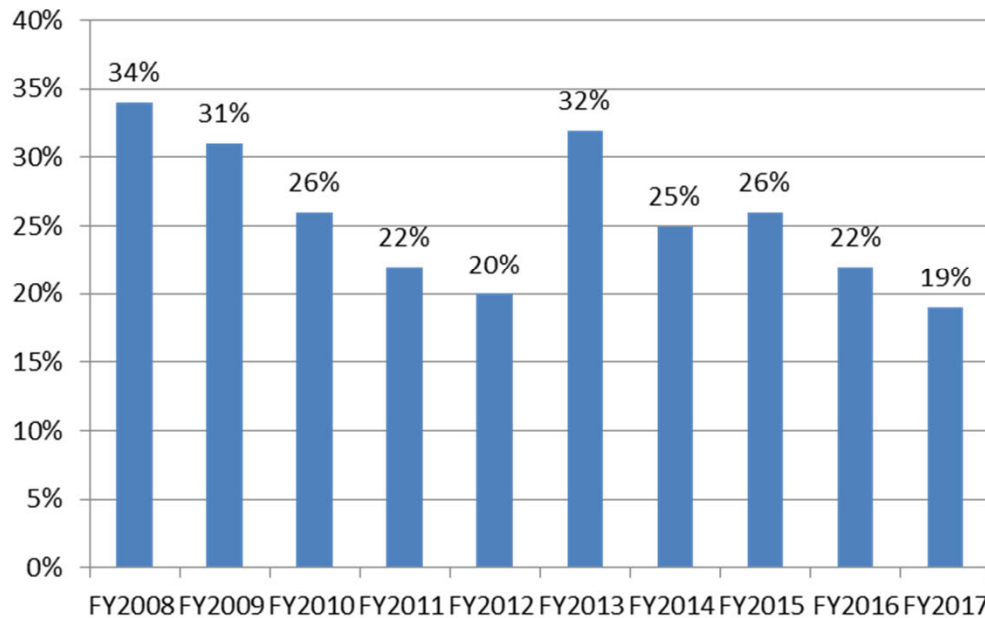
- 99.84% Classification Rate
 - 13 of 8,125 of CDS Trackable Apps not classified
 - FIRA, SOTA, and PERA accounted for 64.75%
- Consequence Delivery in FY16 /FY17 Comparison



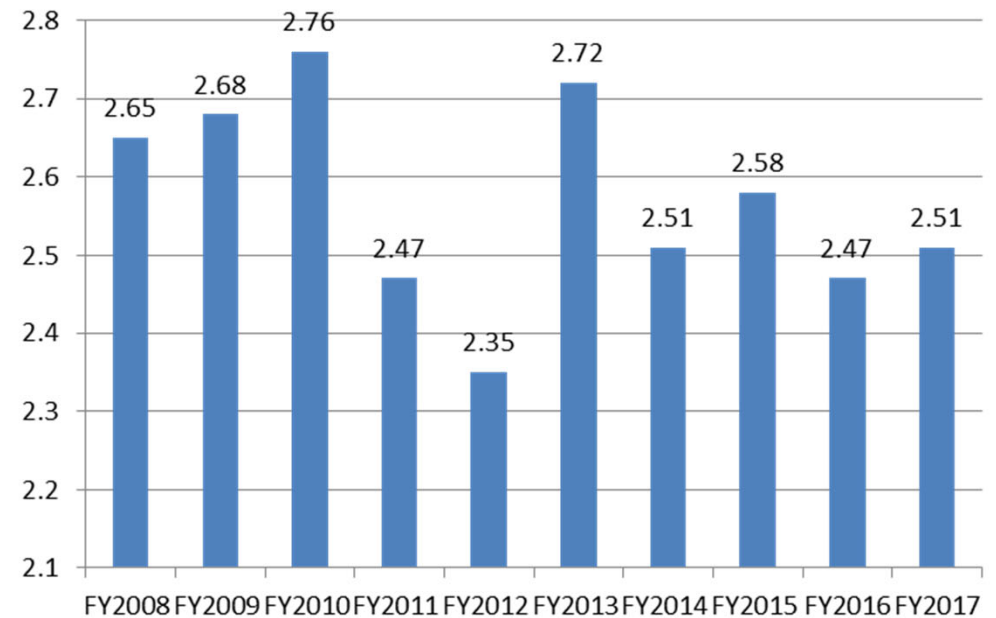
U.S. Customs and
Border Protection

Post-apprehension Indicators

Recidivism Rate



Avg App per Recidivist



- FY16 Q1 – FY17 Q1 Comparison
 - Primary Outcome Indicator – Recidivism Rate
 - Displacement rate decreased from 20% in FY16 Q1 to 17% in FY17 Q1



U.S. Customs and
Border Protection

SAN DIEGO SECTOR

CONSEQUENCE DELIVERY SYSTEM GUIDE

	WA/NTA	Std. Pros.	Reinstate	ATEP	ER	OASISS	VR
First Apprehension (BP)	•	•	•	•	•		•
Second/Third Apprehension (BP)	•	•	•	•	•		•
Persistent Alien	•	•	•	•	•		•
Family Unit	•		•		•		•
Suspected Smuggler	•	•	•	•	•	•	•
Targeted Smuggler	•	•	•	•	•	•	
Criminal Alien	•	•	•	•	•		

- * *This Consequence Delivery System Guide is to be utilized for the processing of deportable aliens. A grayed out consequence is not usually available within that specific classification, however may be utilized if the circumstances surrounding an apprehension dictate its use.*
- * *The use and combination of more than one consequence is highly encouraged when possible.*
- * *This chart is **NOT** meant to be inclusive of every deportable alien arrested or consequence available, as there will be special cases and exceptions in each classification.*

• Most Effective and Efficient	• Less Effective and Efficient
• Highly Effective and Efficient	• Least Effective and Efficient
• Effective and Efficient	• Not Applicable**



U.S. Customs and
Border Protection

For Use in FY 2017



Performance Measurement

- 100% CDS implementation.
- Recidivism rate through the application of more effective and efficient consequences.
 - 19.49% in FY17 Q1, FY16 Q1 22.29%
- The average number of times a recidivist is apprehended.
 - 2.51 avg apps in FY17Q1, FY16 Q1 2.47 avg apps
- The percentage of apprehensions of deportable subjects that result in the application of the most effective and efficient consequence for each alien classification, as determined by CDS.
 - 17.38% in FY17 Q1, FY16 Q1 7.44%
- The percentage of apprehensions of deportable subjects that result in the application of the least effective and efficient consequence for each alien classification, as determined by CDS.
 - 4.33% in FY17 Q1, FY16 Q1 9.79%



Conclusions

- SDC achievements in FY17.
 - Reduced Recidivism Rate.
 - Low no classification rate.
 - Use of least effective and efficient decreased
- SDC trend analysis in FY17.
 - Volume of work (CDS Trackable Apps) increased.
 - Use of VR decreased.
 - Use of ATEP decreased.
 - Displacement % decreased.



Questions – Contact Numbers

Office of Border Patrol (OBP)

Analysis Branch

- Operations Officer (b)(6);(b)(7)(C): (b)(6);(b)(7)(C)
 - (b)(6);(b)(7)(C)



U.S. Customs and
Border Protection



U.S. Customs and Border Protection

Consequence Delivery System (CDS): San Diego Sector Briefing



U.S. Customs and
Border Protection

January 2018

Overview

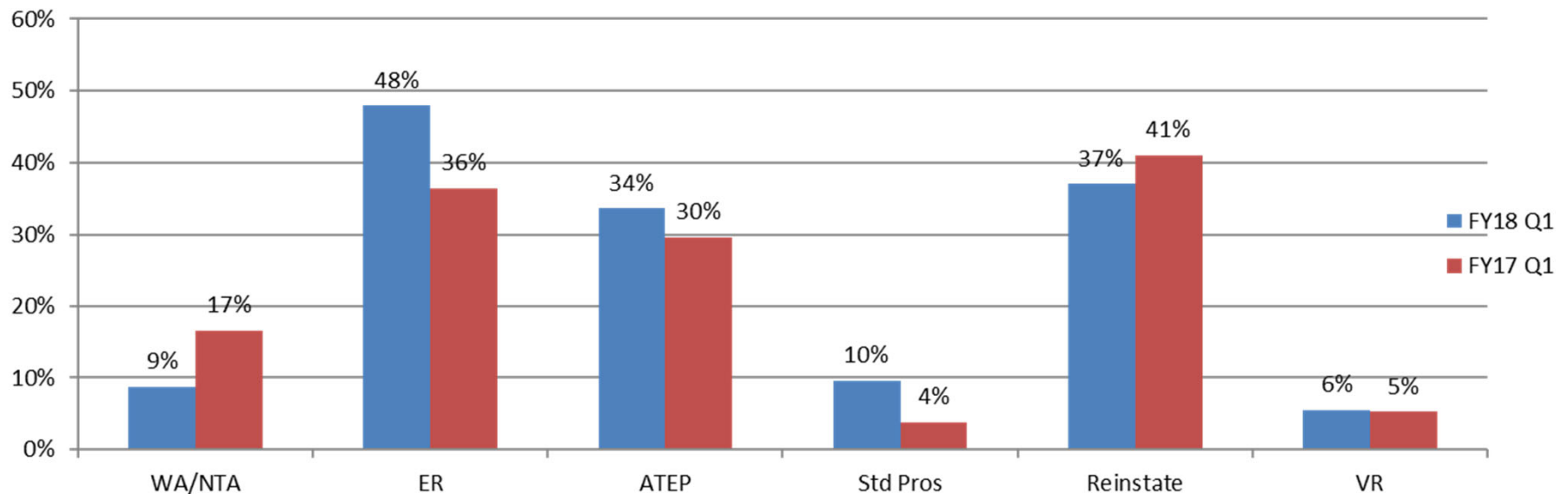
- SDC FY18 Q1 Results
- Post-apprehension Indicators
- Performance Measurement
- Conclusion
- Questions – Contact Numbers



U.S. Customs and
Border Protection

SDC FY18 Q1 Results

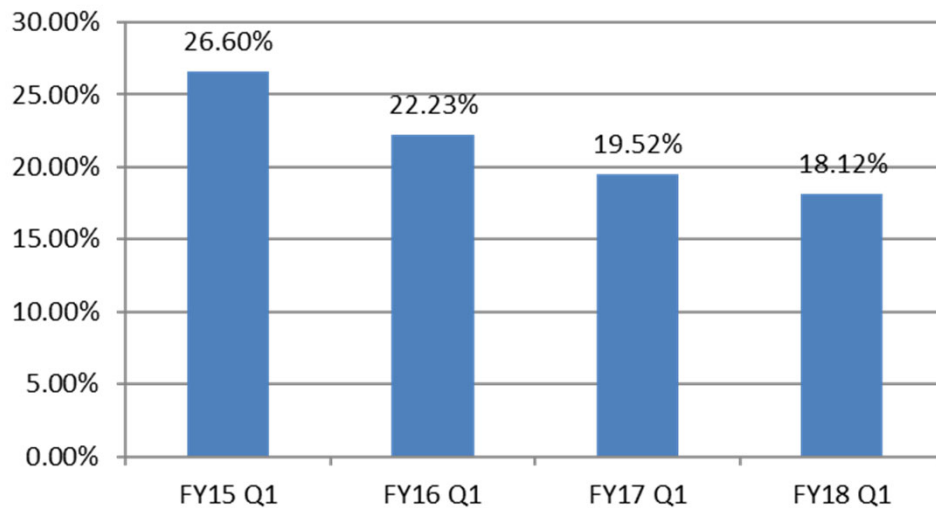
- 100% Classification Rate
 - 00 of 7,519 of CDS Trackable Apps not classified
 - FIRA, SOTA, and PERA accounted for 82.01%
- Consequence Delivery in FY17 Q1 /FY18 Q1 Comparison



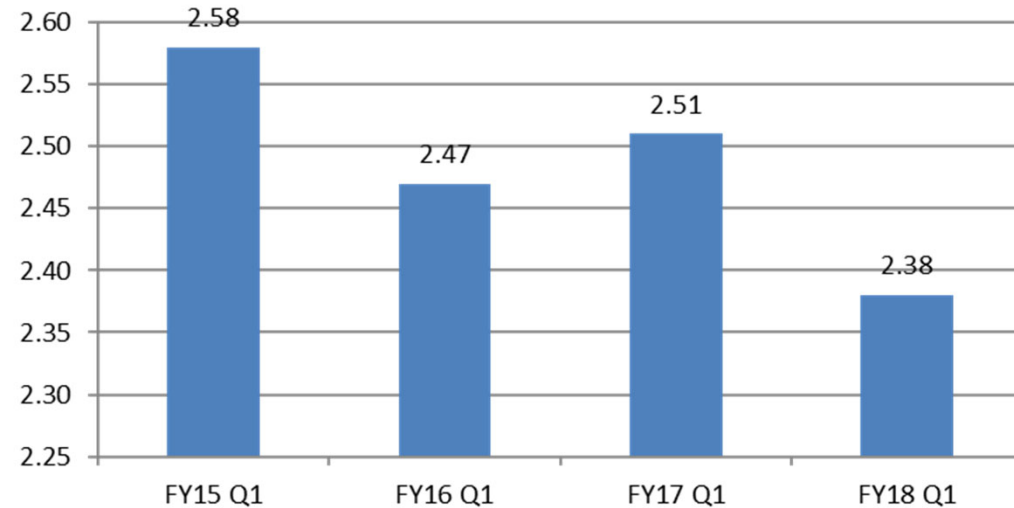
U.S. Customs and
Border Protection

Post-apprehension Indicators

Recidivism Rate



Avg App per Recidivist



- **FY17 Q1 – FY18 Q1 Comparison**
 - Primary Outcome Indicator – Recidivism Rate
 - Displacement rate increased from 17% in FY17 Q1 to 19% in FY18 Q1
 - The # of days from CDS apprehension to re-apprehension rate decreased from 12 days in FY17 Q1 to 11 days in FY18 Q1.



U.S. Customs and
Border Protection

SAN DIEGO SECTOR

CONSEQUENCE DELIVERY SYSTEM GUIDE

	ER	Std. Pros.	ATEP	Reinstate	WA/NTA	OASISS	VR
First Apprehension (BP)	•	•	•	•	•		•
Second/Third Apprehension (BP)	•	•	•	•	•		•
Persistent Alien	•	•	•	•	•		•
Family Unit	•			•	•		•
Suspected Smuggler	•	•	•	•	•	•	•
Targeted Smuggler	•	•	•	•	•	•	
Criminal Alien	•	•	•	•	•		

- * This Consequence Delivery System Guide is to be utilized for the processing of deportable aliens. A grayed out consequence is not usually available within that specific classification, however may be utilized if the circumstances surrounding an apprehension dictate its use.
- * The use and combination of more than one consequence is highly encouraged when possible.
- * This chart is **NOT** meant to be inclusive of every deportable alien arrested or consequence available, as there will be special cases and exceptions in each classification.

• Most Effective and Efficient	• Less Effective and Efficient
• Highly Effective and Efficient	• Least Effective and Efficient
• Effective and Efficient	• Not Applicable**



U.S. Customs and
Border Protection

For Use in FY 2018



Performance Measurement

- 100% CDS implementation.
- Recidivism rate through the application of more effective and efficient consequences.
 - 18.12% in FY18 Q1, FY17 Q1 19.52%
- The average number of times a recidivist is apprehended.
 - 2.38 avg apps in FY18Q1, FY17 Q1 2.51 avg apps
- The percentage of apprehensions of deportable subjects that result in the application of the most effective and efficient consequence for each alien classification, as determined by CDS.
 - 41.73% in FY18 Q1, FY17 Q1 16.54%
- The percentage of apprehensions of deportable subjects that result in the application of the least effective and efficient consequence for each alien classification, as determined by CDS.
 - 5.76% in FY18 Q1, FY17 Q1 6.35%
- USBP Nationwide multiple year recidivist rates by quarter.
 - FY15 Q1-9.45%, FY16 Q1-7.12%, FY17 Q1-6.55%, and FY18 Q1-7.16%.



Conclusions

- SDC trend analysis in FY18 Q1
 - Volume of work (CDS Trackable Apps) decreased
 - Use of VRs and WA/NTAs decreased
 - Use of ATEP and ER increased
 - Displacement % increased
 - Use of Standard Prosecution increased
 - Use of most effective and efficient consequence increased



Questions – Contact Numbers

Office of Border Patrol (OBP)

Analysis Branch

- Operations Officer (b)(6);(b)(7)(C): (b)(6);(b)(7)(C)
 - (b)(6);(b)(7)(C)



U.S. Customs and
Border Protection



U.S. Customs and Border Protection

Consequence Delivery System (CDS): San Diego Sector Briefing



U.S. Customs and
Border Protection

WARNING: This document is ~~FOR OFFICIAL USE ONLY (FOUO)~~ ~~UNCLASSIFIED~~ ~~ENFORCEMENT SENSITIVE (ES)~~. It contains information that may be exempt from public release under the Freedom of Information Act (5 U.S.C. 552). It is to be controlled, stored, handled, transmitted, distributed, and disposed of in accordance with DHS policy relating to FOUO information and is not to be released to the public or other personnel who do not have a valid "need-to-know" without prior approval of an authorized DHS official.

February 2019

Overview

- SDC FY19 Q1 Results
- Post-apprehension Indicators
- Performance Measurement
- Conclusion
- Questions – Contact Numbers

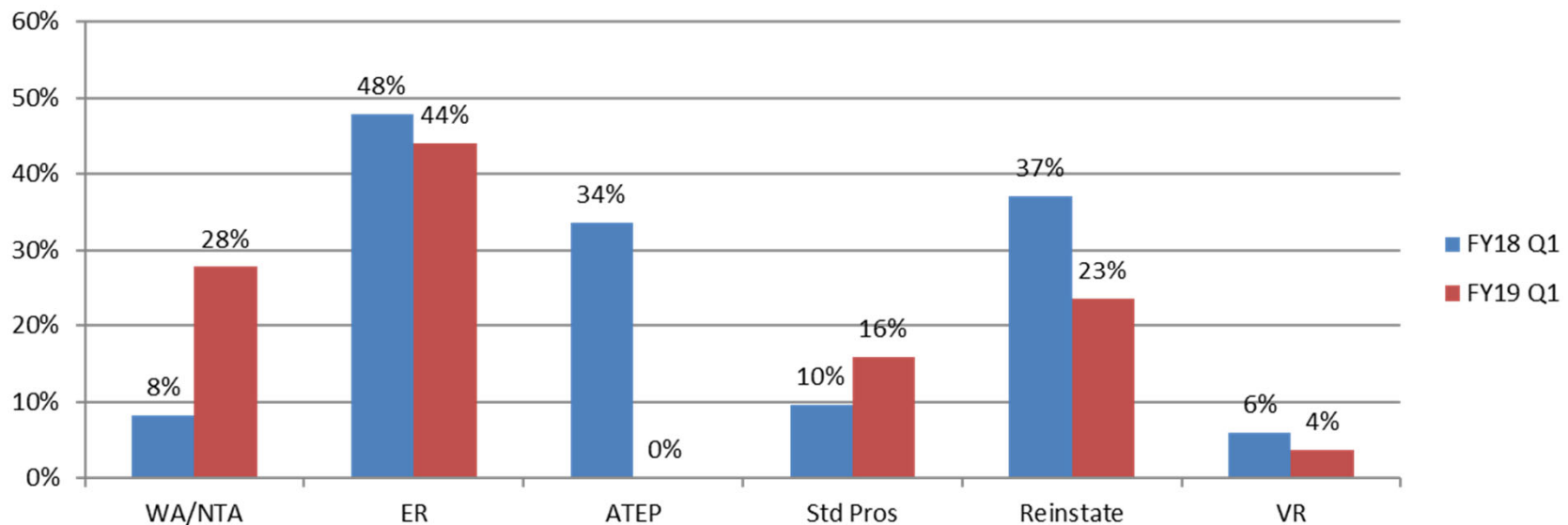


U.S. Customs and
Border Protection

WARNING: This document is ~~FOR OFFICIAL USE ONLY (FOUO)/LAW ENFORCEMENT SENSITIVE (LES)~~. It contains information that may be exempt from public release under the Freedom of Information Act (5 U.S.C. 552). It is to be controlled, stored, handled, transmitted, distributed, and disposed of in accordance with DHS policy relating to FOUO information and is not to be released to the public or other personnel who do not have a valid "need-to-know" without prior approval of an authorized DHS official.

SDC FY19 Q1 Results

- 100% Classification Rate
 - 0 of 12,342 of CDS Trackable Apps not classified
 - FIRA, SOTA, and PERA accounted for 69.35%
- Consequence Delivery in FY19 Q1 /FY18 Q1 Comparison

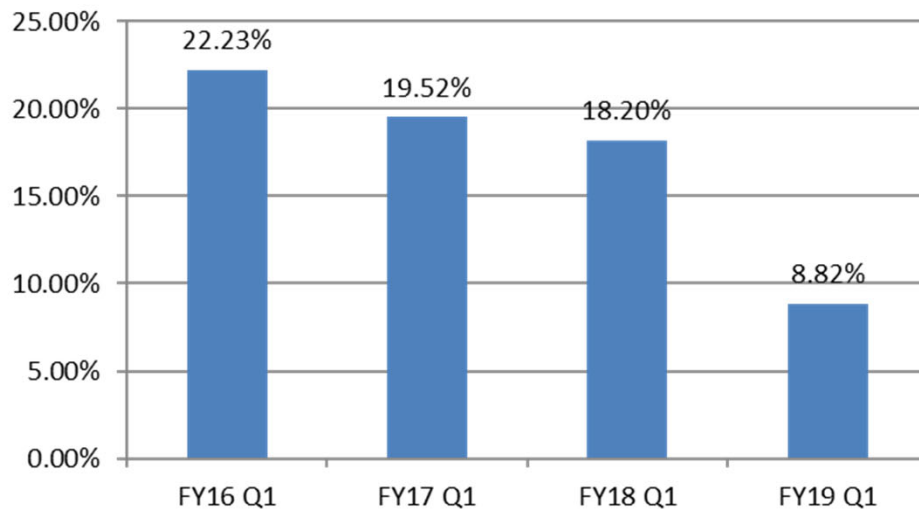


U.S. Customs and
Border Protection

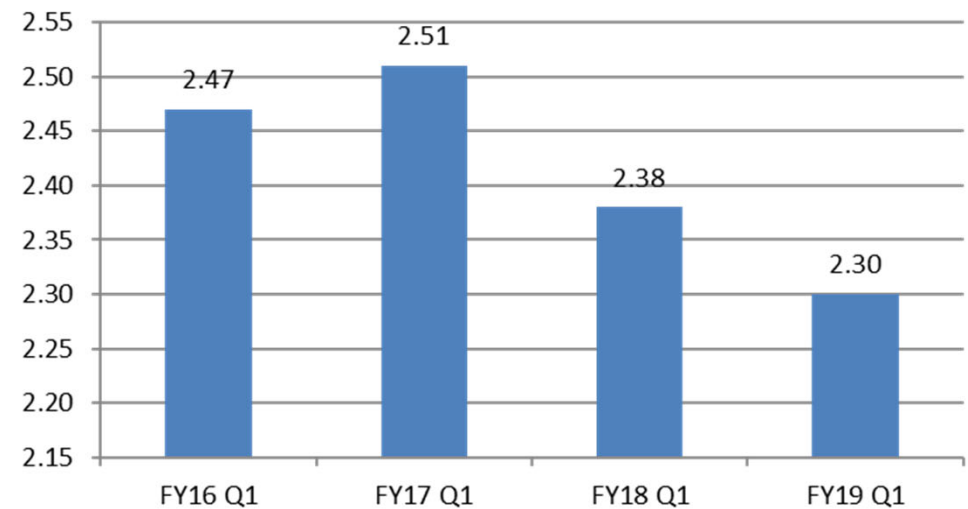
WARNING: This document is ~~FOR OFFICIAL USE ONLY (FOUO)/LAW ENFORCEMENT SENSITIVE (LES)~~. It contains information that may be exempt from public release under the Freedom of Information Act (5 U.S.C. 552). It is to be controlled, stored, handled, transmitted, distributed, and disposed of in accordance with DHS policy relating to FOUO information and is not to be released to the public or other personnel who do not have a valid "need-to-know" without prior approval of an authorized DHS official.

Post-apprehension Indicators

Recidivism Rate



Avg App per Recidivist



- **FY19 Q1 – FY18 Q1 Comparison**
 - Primary Outcome Indicator – Recidivism Rate
 - Displacement rate remained constant, 19% in both FY18 &19 Q1
 - The # of days from CDS apprehension to re-apprehension increased from 11 days in FY18 Q1 to 13 days in FY19 Q1.



U.S. Customs and
Border Protection

WARNING: This document is ~~FOR OFFICIAL USE ONLY (FOUO)/LAW ENFORCEMENT SENSITIVE (LES)~~. It contains information that may be exempt from public release under the Freedom of Information Act (5 U.S.C. 552). It is to be controlled, stored, handled, transmitted, distributed, and disposed of in accordance with DHS policy relating to FOUO information and is not to be released to the public or other personnel who do not have a valid "need-to-know" without prior approval of an authorized DHS official.

SAN DIEGO SECTOR

CONSEQUENCE DELIVERY SYSTEM GUIDE

	WA/NTA	Std. Pros.	ER	Reinstate	ATEP	OASISS	VR
First Apprehension (BP)	•	•	•	•	•		•
Second/Third Apprehension (BP)	•	•	•	•	•		•
Persistent Alien	•	•	•	•	•		•
Family Unit	•		•	•	•		•
Suspected Smuggler	•	•	•	•	•	•	•
Targeted Smuggler	•	•	•	•	•	•	
Criminal Alien	•	•	•	•	•		

- * This Consequence Delivery System Guide is to be utilized for the processing of deportable aliens. A grayed out consequence is not usually available within that specific classification, however may be utilized if the circumstances surrounding an apprehension dictate its use.
- * The use and combination of more than one consequence is highly encouraged when possible.
- * This chart is **NOT** meant to be inclusive of every deportable alien arrested or consequence available, as there will be special cases and exceptions in each classification.

• Most Effective and Efficient	• Less Effective and Efficient
• Highly Effective and Efficient	• Least Effective and Efficient
• Effective and Efficient	• Not Applicable**



U.S. Customs and
Border Protection

For Use in FY 2019

WARNING: This document is ~~FOR OFFICIAL USE ONLY (FOUO)~~ LAW ENFORCEMENT SENSITIVE (LES). It contains information that may be exempt from public release under the Freedom of Information Act (5 U.S.C. 552). It is to be controlled, stored, handled, transmitted, distributed, and disposed of in accordance with DHS policy relating to FOUO information and is not to be released to the public or other personnel who do not have a valid "need-to-know" without prior approval of an authorized DHS official.



Performance Measurement

- 100% CDS implementation.
- Recidivism rate through the application of more effective and efficient consequences.
 - 18.20% in FY18 Q1, FY19 Q1 8.82%
- The average number of times a recidivist is apprehended.
 - 2.38 avg apps in FY18 Q1, FY19 Q1 2.30 avg apps
- The percentage of apprehensions of deportable subjects that result in the application of the most effective and efficient consequence for each alien classification, as determined by CDS.
 - 41.73% in FY18 Q1, FY19 Q1 7.11%
- The percentage of apprehensions of deportable subjects that result in the application of the least effective and efficient consequence for each alien classification, as determined by CDS.
 - 6.11% in FY18 Q1, FY19 Q1 3.68%
- USBP Nationwide multiple year recidivist rates by quarter.

FY	Q1
FY2015	9.45%
FY2016	7.12%
FY2017	6.55%
FY2018	7.18%
FY2019TD	3.79%



U.S. Customs and
Border Protection

WARNING: This document is ~~FOR OFFICIAL USE ONLY (FOUO)/LAW ENFORCEMENT SENSITIVE (LES)~~. It contains information that may be exempt from public release under the Freedom of Information Act (5 U.S.C. 552). It is to be controlled, stored, handled, transmitted, distributed, and disposed of in accordance with DHS policy relating to FOUO information and is not to be released to the public or other personnel who do not have a valid "need-to-know" without prior approval of an authorized DHS official.

Conclusions

- SDC trend analysis in FY19 Q1
 - Volume of work (CDS Trackable Apps) increased
 - FMUA Increased
 - Use of WA/NTAs increased
 - Use of Standard Prosecution increased
 - Displacement % increased
 - Use of least effective and efficient consequence decreased



U.S. Customs and
Border Protection

WARNING: This document is ~~FOR OFFICIAL USE ONLY (FOUO)/LAW ENFORCEMENT SENSITIVE (LES)~~. It contains information that may be exempt from public release under the Freedom of Information Act (5 U.S.C. 552). It is to be controlled, stored, handled, transmitted, distributed, and disposed of in accordance with DHS policy relating to FOUO information and is not to be released to the public or other personnel who do not have a valid "need-to-know" without prior approval of an authorized DHS official.

Questions – Contact Numbers

United States Border Patrol (USBP)

Strategic Planning and Analysis Directorate

- Operations Officer (b)(6);(b)(7)(C): (b)(6);(b)(7)(C)
 - (b)(6);(b)(7)(C)



U.S. Customs and
Border Protection

WARNING: This document is ~~FOR OFFICIAL USE ONLY (FOUO)/LAW ENFORCEMENT SENSITIVE (LES)~~. It contains information that may be exempt from public release under the Freedom of Information Act (5 U.S.C. 552). It is to be controlled, stored, handled, transmitted, distributed, and disposed of in accordance with DHS policy relating to FOUO information and is not to be released to the public or other personnel who do not have a valid "need-to-know" without prior approval of an authorized DHS official.



U.S. Customs and Border Protection

WARNING: This document is ~~FOR OFFICIAL USE ONLY (FOUO)/LAW ENFORCEMENT SENSITIVE (LES)~~. It contains information that may be exempt from public release under the Freedom of Information Act (5 U.S.C. 552). It is to be controlled, stored, handled, transmitted, distributed, and disposed of in accordance with DHS policy relating to FOUO information and is not to be released to the public or other personnel who do not have a valid "need-to-know" without prior approval of an authorized DHS official.

Consequence Delivery System (CDS): San Diego Sector Briefing



U.S. Customs and
Border Protection

WARNING: This document is ~~FOR OFFICIAL USE ONLY (FOUO)~~ ~~UNCLASSIFIED//FOR OFFICIAL USE ONLY (U//FOUO)~~. It contains information that may be exempt from public release under the Freedom of Information Act (5 U.S.C. 552). It is to be controlled, stored, handled, transmitted, distributed, and disposed of in accordance with DHS policy relating to FOUO information and is not to be released to the public or other personnel who do not have a valid "need-to-know" without prior approval of an authorized DHS official.

February 2020

Overview

- SDC FY20 Q1 Results
- Post-apprehension Indicators
- Performance Measurement
- FY20 CDS Guide
- Conclusion
- Questions – Contact Numbers

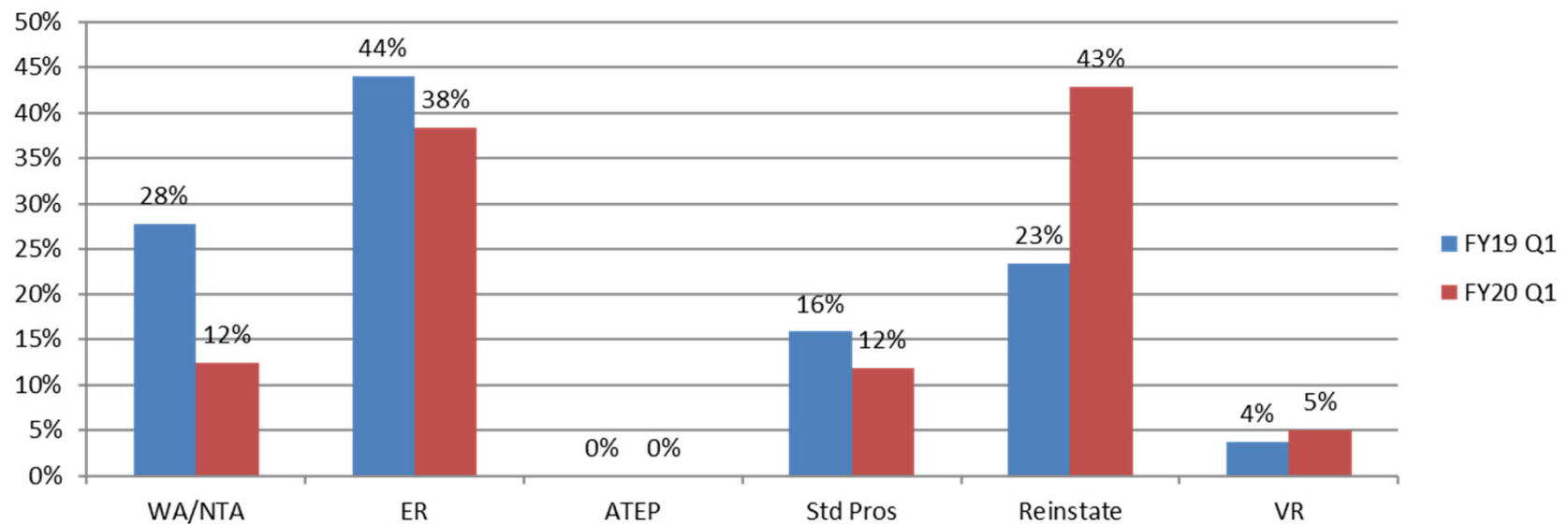


U.S. Customs and
Border Protection

WARNING: This document is ~~FOR OFFICIAL USE ONLY (FOUO) / LAW ENFORCEMENT SENSITIVE (LES)~~. It contains information that may be exempt from public release under the Freedom of Information Act (5 U.S.C. 552). It is to be controlled, stored, handled, transmitted, distributed, and disposed of in accordance with DHS policy relating to FOUO information and is not to be released to the public or other personnel who do not have a valid "need-to-know" without prior approval of an authorized DHS official.

SDC FY20 Q1 Results

- 100% Classification Rate
 - 0 of 10,744 of CDS Trackable Apps not classified
 - FIRA, SOTA, and PERA accounted for 80.59%
- Consequence Delivery in FY19 Q1 /FY20 Q1 Comparison

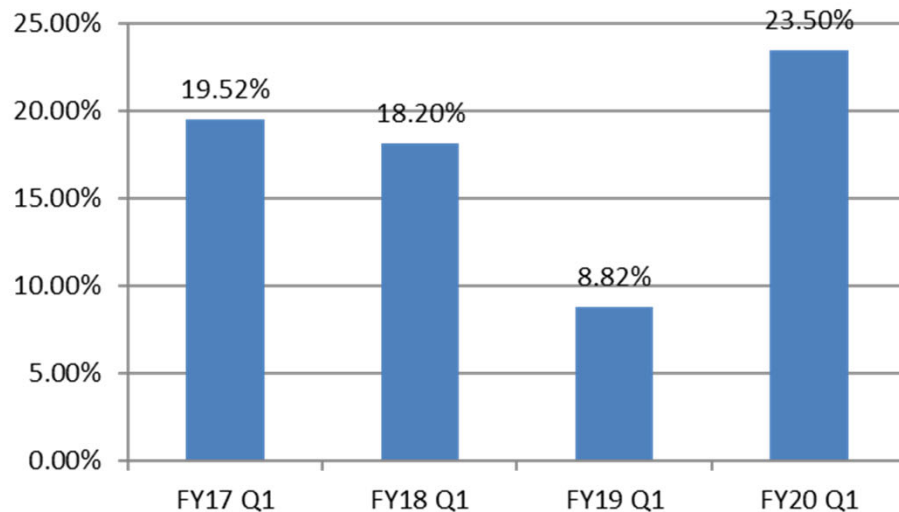


U.S. Customs and
Border Protection

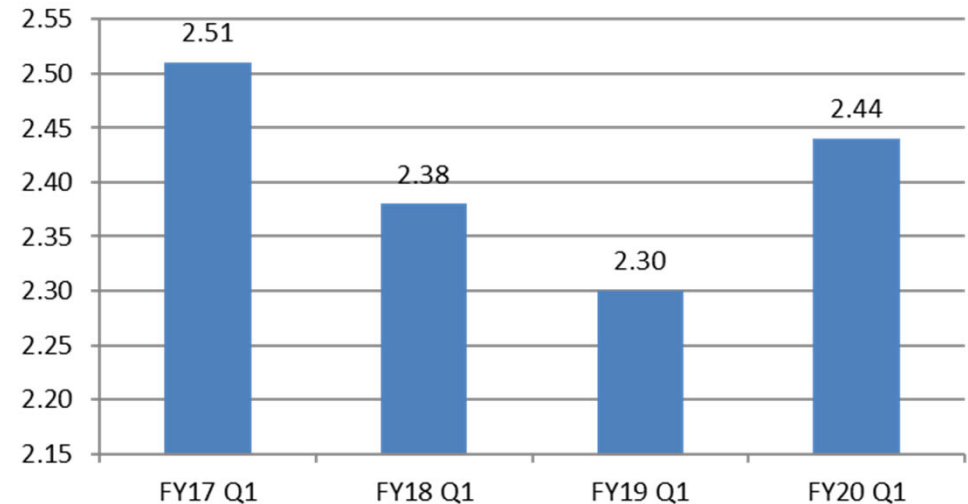
WARNING: This document is ~~FOR OFFICIAL USE ONLY (FOUO)/LAW ENFORCEMENT SENSITIVE (LES)~~. It contains information that may be exempt from public release under the Freedom of Information Act (5 U.S.C. 552). It is to be controlled, stored, handled, transmitted, distributed, and disposed of in accordance with DHS policy relating to FOUO information and is not to be released to the public or other personnel who do not have a valid "need-to-know" without prior approval of an authorized DHS official.

Post-apprehension Indicators

Recidivism Rate



Avg App per Recidivist



- FY19 Q1 – FY20 Q1 Comparison
 - Primary Outcome Indicator – Recidivism Rate
 - Displacement % decreased, 19% in FY19 Q1 vs. 14% in FY20 Q1



U.S. Customs and
Border Protection

WARNING: This document is ~~FOR OFFICIAL USE ONLY (FOUO)/LAW ENFORCEMENT SENSITIVE (LES)~~. It contains information that may be exempt from public release under the Freedom of Information Act (5 U.S.C. 552). It is to be controlled, stored, handled, transmitted, distributed, and disposed of in accordance with DHS policy relating to FOUO information and is not to be released to the public or other personnel who do not have a valid "need-to-know" without prior approval of an authorized DHS official.

SAN DIEGO SECTOR

CONSEQUENCE DELIVERY SYSTEM GUIDE

	WA/NTA	Std. Pros.	ER	Reinstate	VR
First Apprehension (BP)	•	•	•	•	•
Second/Third Apprehension (BP)	•	•	•	•	•
Persistent Alien	•	•	•	•	•
Family Unit	•		•	•	•
Suspected Smuggler	•	•	•	•	•
Targeted Smuggler	•	•	•	•	
Criminal Alien	•	•	•	•	

- * This Consequence Delivery System Guide is to be utilized for the processing of deportable aliens. A grayed out consequence is not usually available within that specific classification, however may be utilized if the circumstances surrounding an apprehension dictate its use.
- * The use and combination of more than one consequence is highly encouraged when possible.
- * This chart is **NOT** meant to be inclusive of every deportable alien arrested or consequence available, as there will be special cases and exceptions in each classification.

• Most Effective and Efficient	• Less Effective and Efficient
• Highly Effective and Efficient	• Least Effective and Efficient
• Effective and Efficient	• Not Applicable**



U.S. Customs and
Border Protection

For Use in FY 2020



Performance Measurement

- 100% CDS implementation.
- Recidivism rate through the application of more effective and efficient consequences.
 - 23.5% in FY20 Q1, vs. 8.82% in FY19 Q1
- The average number of times a recidivist is apprehended.
 - 2.44 avg. apps in FY20 Q1, vs. 2.30 avg apps in FY19 Q1
- The percentage of apprehensions of deportable subjects that result in the application of the most effective and efficient consequence for each alien classification, as determined by CDS.
 - 12.62% in FY20 Q1, vs. 7.11% in FY19 Q1
- The percentage of apprehensions of deportable subjects that result in the application of the least effective and efficient consequence for each alien classification, as determined by CDS.
 - 5.07% in FY20 Q1, vs. 3.68% in FY19 Q1
- USBP Nationwide multiple year recidivist rates by quarter.

FY	Q1
FY2015	9.45%
FY2016	7.12%
FY2017	6.55%
FY2018	7.18%
FY2019	3.81%
FY2020TD	10.93%

WARN NG: This document is ~~FOR OFFICIAL USE ONLY (FOUO)/LAW ENFORCEMENT SENSITIVE (LES)~~. It contains information that may be exempt from public release under the Freedom of Information Act (5 U.S.C. 552). It is to be controlled, stored, handled, transmitted, distributed, and disposed of in accordance with DHS policy relating to FOUO information and is not to be released to the public or other personnel who do not have a valid "need-to-know" without prior approval of an authorized DHS official.



U.S. Customs and
Border Protection

Conclusions

- SDC FY20 Q1 Summary
 - Volume of work (CDS Trackable Apps) decreased
 - FMUA decreased substantially
 - Use of WA/NTAs decreased
 - Use of Reinstatement increased
 - Displacement % decreased
 - Recidivism Rate increased from 8.8% to 23.5%



U.S. Customs and
Border Protection

WARNING: This document is ~~FOR OFFICIAL USE ONLY (FOUO)/LAW ENFORCEMENT SENSITIVE (LES)~~. It contains information that may be exempt from public release under the Freedom of Information Act (5 U.S.C. 552). It is to be controlled, stored, handled, transmitted, distributed, and disposed of in accordance with DHS policy relating to FOUO information and is not to be released to the public or other personnel who do not have a valid "need-to-know" without prior approval of an authorized DHS official.

Questions – Contact Numbers

United States Border Patrol (USBP)

Strategic Planning and Analysis Directorate

- Assistant Chief (b)(6);(b)(7)(C): (b)(6);(b)(7)(C)
 - (b)(6);(b)(7)(C)



U.S. Customs and
Border Protection

WARNING: This document is ~~FOR OFFICIAL USE ONLY (FOUO)/LAW ENFORCEMENT SENSITIVE (LES)~~. It contains information that may be exempt from public release under the Freedom of Information Act (5 U.S.C. 552). It is to be controlled, stored, handled, transmitted, distributed, and disposed of in accordance with DHS policy relating to FOUO information and is not to be released to the public or other personnel who do not have a valid "need-to-know" without prior approval of an authorized DHS official.



U.S. Customs and Border Protection

WARNING: This document is ~~FOR OFFICIAL USE ONLY (FOUO)/LAW ENFORCEMENT SENSITIVE (LES)~~. It contains information that may be exempt from public release under the Freedom of Information Act (5 U.S.C. 552). It is to be controlled, stored, handled, transmitted, distributed, and disposed of in accordance with DHS policy relating to FOUO information and is not to be released to the public or other personnel who do not have a valid "need-to-know" without prior approval of an authorized DHS official.

Consequence Delivery System (CDS): San Diego Sector Briefing



U.S. Customs and
Border Protection

April 2017

Overview

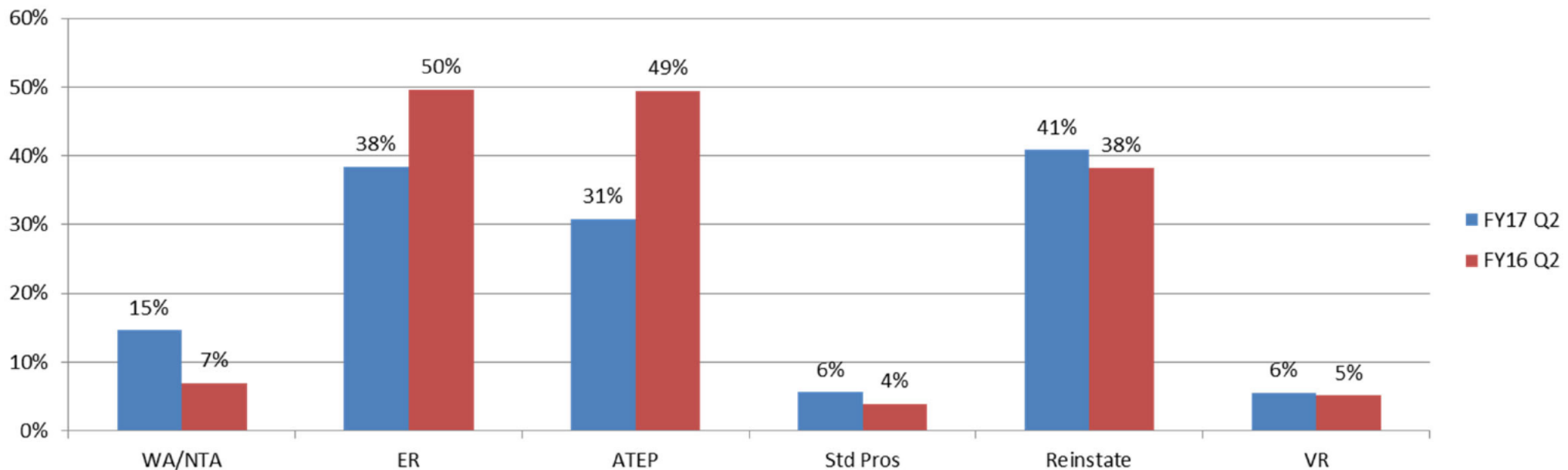
- SDC FY17 Q2 Results
- Post-apprehension Indicators
- Performance Measurement
- Conclusion
- Questions – Contact Numbers



U.S. Customs and
Border Protection

SDC FY17 Q2 Results

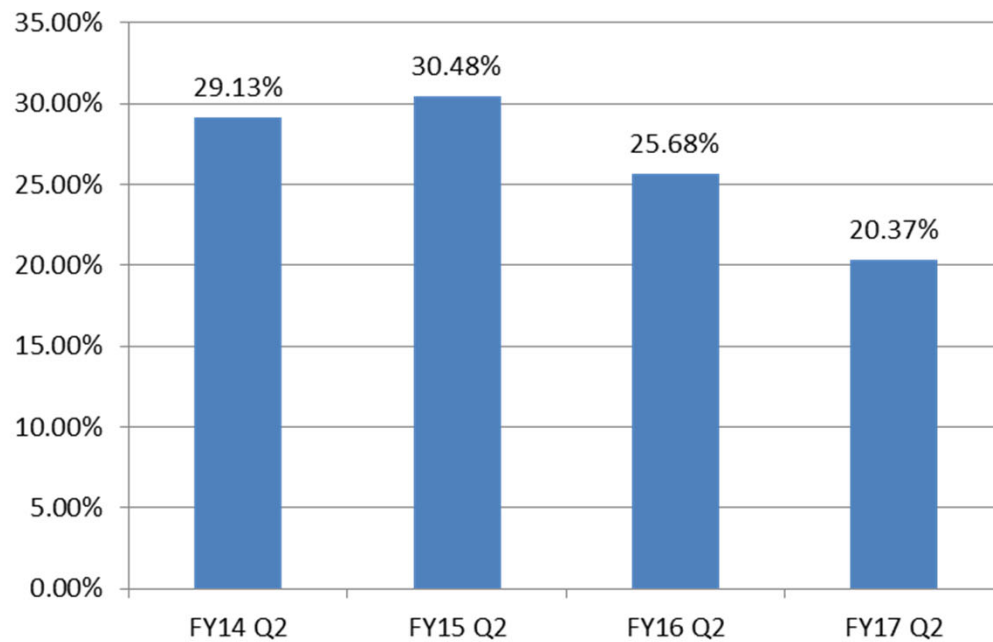
- 99.99% Classification Rate
 - 16 of 13,851 of CDS Trackable Apps not classified
 - FIRA, SOTA, and PERA accounted for 73.67%
- Consequence Delivery in FY16 Q2 /FY17 Q2 Comparison



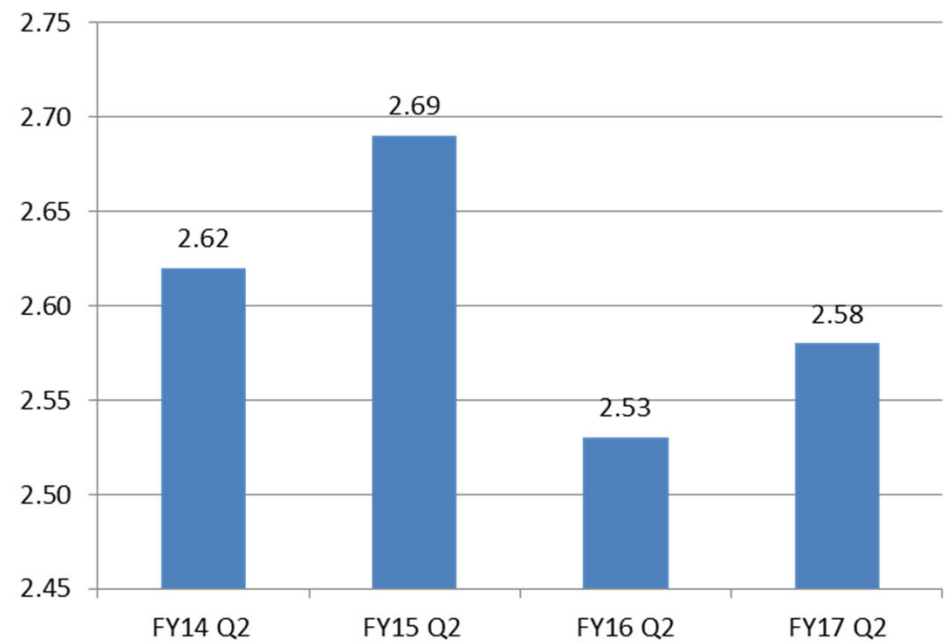
U.S. Customs and
Border Protection

Post-apprehension Indicators

Recidivism Rate



Avg App per Recidivist



- **FY16 Q2 – FY17 Q2 Comparison**
 - Primary Outcome Indicator – Recidivism Rate
 - Displacement rate decreased from 19% in FY16 Q2 to 18% in FY17 Q2



U.S. Customs and
Border Protection

SAN DIEGO SECTOR

CONSEQUENCE DELIVERY SYSTEM GUIDE

	WA/NTA	Std. Pros.	Reinstate	ATEP	ER	OASISS	VR
First Apprehension (BP)	•	•	•	•	•		•
Second/Third Apprehension (BP)	•	•	•	•	•		•
Persistent Alien	•	•	•	•	•		•
Family Unit	•		•		•		•
Suspected Smuggler	•	•	•	•	•	•	•
Targeted Smuggler	•	•	•	•	•	•	
Criminal Alien	•	•	•	•	•		

- * This Consequence Delivery System Guide is to be utilized for the processing of deportable aliens. A grayed out consequence is not usually available within that specific classification, however may be utilized if the circumstances surrounding an apprehension dictate its use.
- * The use and combination of more than one consequence is highly encouraged when possible.
- * This chart is **NOT** meant to be inclusive of every deportable alien arrested or consequence available, as there will be special cases and exceptions in each classification.

• Most Effective and Efficient	• Less Effective and Efficient
• Highly Effective and Efficient	• Least Effective and Efficient
• Effective and Efficient	• Not Applicable**



U.S. Customs and
Border Protection

For Use in FY 2017



Performance Measurement

- 100% CDS implementation.
- Recidivism rate through the application of more effective and efficient consequences.
 - 20.37% in FY17 Q2, FY16 Q2 25.68%
- The average number of times a recidivist is apprehended.
 - 2.58 avg apps in FY17Q2, FY16 Q2 2.53 avg apps
- The percentage of apprehensions of deportable subjects that result in the application of the most effective and efficient consequence for each alien classification, as determined by CDS.
 - 14.64% in FY17 Q2, FY16 Q2 6.29%
- The percentage of apprehensions of deportable subjects that result in the application of the least effective and efficient consequence for each alien classification, as determined by CDS.
 - 5.50% in FY17 Q2, FY16 Q2 8.70%



Conclusions

- SDC trend analysis in FY17 Q2
 - Volume of work (CDS Trackable Apps) increased
 - Use of VR remains low
 - Use of ATEP decreased
 - Displacement % decreased
 - Use of Standard Prosecution increased
 - Use of least effective and efficient consequence decreased



Questions – Contact Numbers

Office of Border Patrol (OBP)

Analysis Branch

- Operations Officer (b)(6);(b)(7)(C): (b)(6);(b)(7)(C)
 - (b)(6);(b)(7)(C)



U.S. Customs and
Border Protection



U.S. Customs and Border Protection

Consequence Delivery System (CDS): San Diego Sector Briefing



U.S. Customs and
Border Protection

WARNING: This document is ~~FOR OFFICIAL USE ONLY (FOUO)~~ ~~ENFORCEMENT SENSITIVE (ES)~~ and contains information that may be exempt from public release under the Freedom of Information Act (5 U.S.C. 552). It is to be controlled, stored, handled, transmitted, distributed, and disposed of in accordance with DHS policy relating to FOUO information and is not to be released to the public or other personnel who do not have a valid "need-to-know" without prior approval of an authorized DHS official.

April 2018

Overview

- SDC FY18 Q2 Results
- Post-apprehension Indicators
- Performance Measurement
- Conclusion
- Questions – Contact Numbers

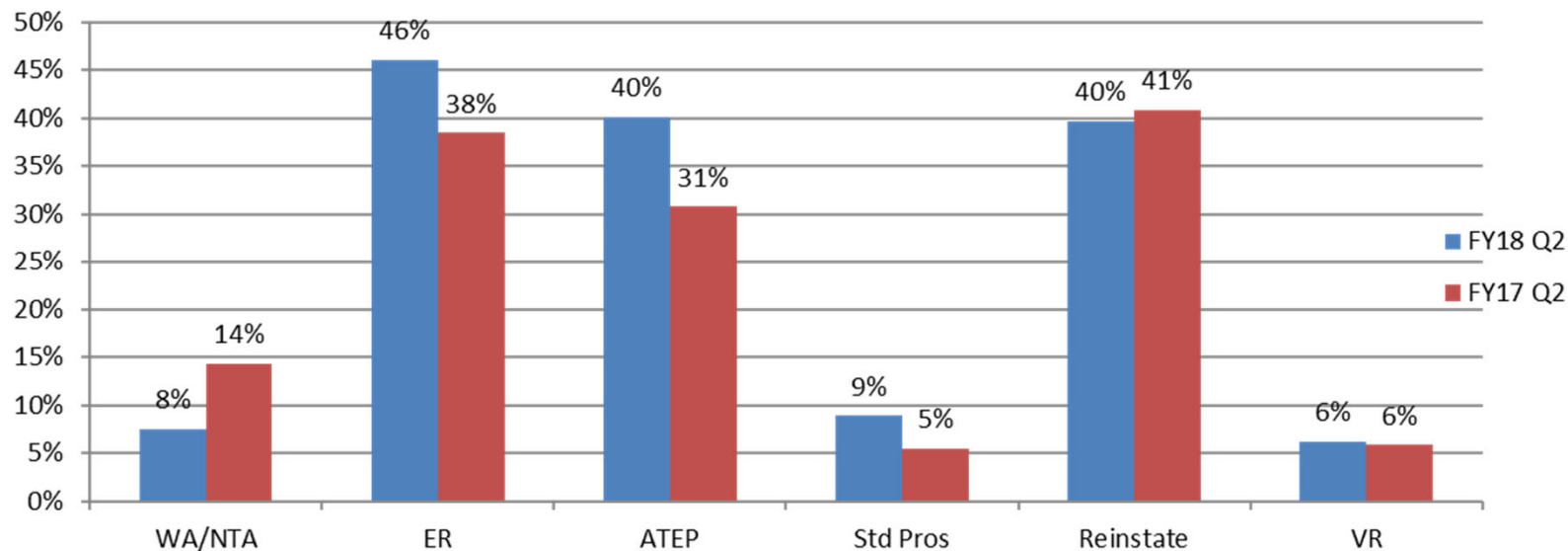


U.S. Customs and
Border Protection

WARNING: This document is ~~FOR OFFICIAL USE ONLY (FOUO) / LAW ENFORCEMENT SENSITIVE (LES)~~. It contains information that may be exempt from public release under the Freedom of Information Act (5 U.S.C. 552). It is to be controlled, stored, handled, transmitted, distributed, and disposed of in accordance with DHS policy relating to FOUO information and is not to be released to the public or other personnel who do not have a valid "need-to-know" without prior approval of an authorized DHS official.

SDC FY18 Q2 Results

- 100% Classification Rate
 - 00 of 17,501 of CDS Trackable Apps not classified
 - FIRA, SOTA, and PERA accounted for 83.07%
- Consequence Delivery in FY17 Q2 /FY18 Q2 Comparison

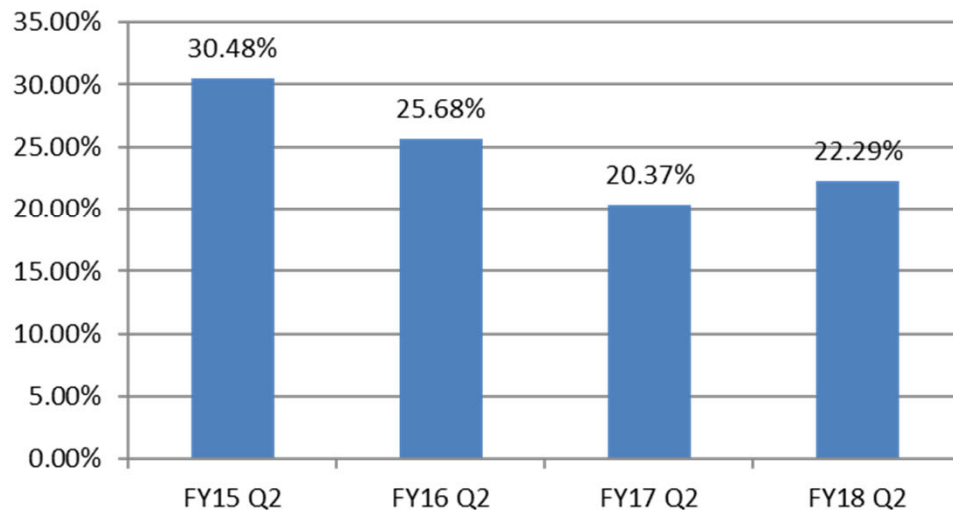


U.S. Customs and
Border Protection

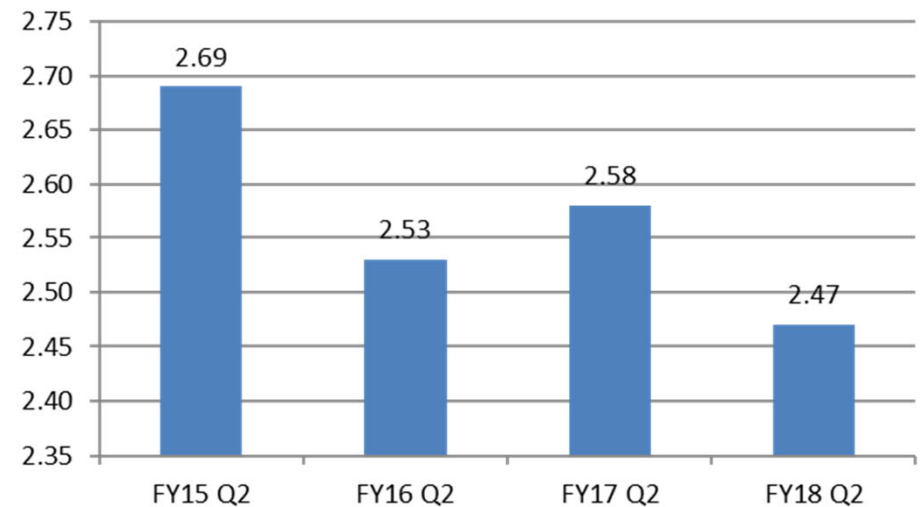
WARNING: This document is ~~FOR OFFICIAL USE ONLY (FOUO) / LAW ENFORCEMENT SENSITIVE (LES)~~. It contains information that may be exempt from public release under the Freedom of Information Act (5 U.S.C. 552). It is to be controlled, stored, handled, transmitted, distributed, and disposed of in accordance with DHS policy relating to FOUO information and is not to be released to the public or other personnel who do not have a valid "need-to-know" without prior approval of an authorized DHS official.

Post-apprehension Indicators

Recidivism Rate



Avg App per Recidivist



- FY17 Q2 – FY18 Q2 Comparison
 - Primary Outcome Indicator – Recidivism Rate
 - Displacement rate increased from 18% in FY17 Q2 to 20% in FY18 Q2
 - The # of days from CDS apprehension to re-apprehension rate decreased from 18 days in FY17 Q2 to 16 days in FY18 Q2.



U.S. Customs and
Border Protection

WARNING: This document is ~~FOR OFFICIAL USE ONLY (FOUO) / LAW ENFORCEMENT SENSITIVE (LES)~~. It contains information that may be exempt from public release under the Freedom of Information Act (5 U.S.C. 552). It is to be controlled, stored, handled, transmitted, distributed, and disposed of in accordance with DHS policy relating to FOUO information and is not to be released to the public or other personnel who do not have a valid "need-to-know" without prior approval of an authorized DHS official.

Performance Measurement

- 100% CDS implementation.
- Recidivism rate through the application of more effective and efficient consequences.
 - 22.29% in FY18 Q2, FY17 Q2 20.40%
- The average number of times a recidivist is apprehended.
 - 2.47 avg apps in FY18 Q2, FY17 Q2 2.58 avg apps
- The percentage of apprehensions of deportable subjects that result in the application of the most effective and efficient consequence for each alien classification, as determined by CDS.
 - 39.48% in FY18 Q2, FY17 Q2 14.33%
- The percentage of apprehensions of deportable subjects that result in the application of the least effective and efficient consequence for each alien classification, as determined by CDS.
 - 6.41% in FY18 Q2, FY17 Q2 6.93%
- The Nationwide Multi-year recidivist rates for Q2:
 - FY15 9.83%, FY16 8.58%, FY17 6.72%, FY18 8.2%.



U.S. Customs and
Border Protection

WARNING: This document is ~~FOR OFFICIAL USE ONLY (FOUO) / LAW ENFORCEMENT SENSITIVE (LES)~~. It contains information that may be exempt from public release under the Freedom of Information Act (5 U.S.C. 552). It is to be controlled, stored, handled, transmitted, distributed, and disposed of in accordance with DHS policy relating to FOUO information and is not to be released to the public or other personnel who do not have a valid "need-to-know" without prior approval of an authorized DHS official.

Conclusions

- SDC trend analysis in FY18 Q2
 - Volume of work (CDS Trackable Apps) increased
 - Use of WA/NTAs decreased
 - Use of ATEP, ER, and Standard Prosecution increased
 - Displacement % increased
 - Use of most effective and efficient consequence increased
 - Recidivism Rate increased



U.S. Customs and
Border Protection

WARNING: This document is ~~FOR OFFICIAL USE ONLY (FOUO) / LAW ENFORCEMENT SENSITIVE (LES)~~. It contains information that may be exempt from public release under the Freedom of Information Act (5 U.S.C. 552). It is to be controlled, stored, handled, transmitted, distributed, and disposed of in accordance with DHS policy relating to FOUO information and is not to be released to the public or other personnel who do not have a valid "need-to-know" without prior approval of an authorized DHS official.

SAN DIEGO SECTOR

CONSEQUENCE DELIVERY SYSTEM GUIDE

	ER	Std. Pros.	ATEP	Reinstate	WA/NTA	OASISS	VR
First Apprehension (BP)	•	•	•	•	•		•
Second/Third Apprehension (BP)	•	•	•	•	•		•
Persistent Alien	•	•	•	•	•		•
Family Unit	•			•	•		•
Suspected Smuggler	•	•	•	•	•	•	•
Targeted Smuggler	•	•	•	•	•	•	
Criminal Alien	•	•	•	•	•		

- * This Consequence Delivery System Guide is to be utilized for the processing of deportable aliens. A grayed out consequence is not usually available within that specific classification, however may be utilized if the circumstances surrounding an apprehension dictate its use.
- * The use and combination of more than one consequence is highly encouraged when possible.
- * This chart is **NOT** meant to be inclusive of every deportable alien arrested or consequence available, as there will be special cases and exceptions in each classification.

• Most Effective and Efficient	• Less Effective and Efficient
• Highly Effective and Efficient	• Least Effective and Efficient
• Effective and Efficient	• Not Applicable**



U.S. Customs and
Border Protection

For Use in FY 2018

WARN NG: This document is **FOR OFFICIAL USE ONLY (FOUO)** LAW ENFORCEMENT SENSITIVE (LES). It contains information that may be exempt from public release under the Freedom of Information Act (5 U.S.C. 552). It is to be controlled, stored, handled, transmitted, distributed, and disposed of in accordance with DHS policy relating to FOUO information and is not to be released to the public or other personnel who do not have a valid "need-to-know" without prior approval of an authorized DHS official.



Questions – Contact Numbers

Office of Border Patrol (OBP)

Analysis Branch

- Operations Officer (b)(6);(b)(7)(C): (b)(6);(b)(7)(C)
 - (b)(6);(b)(7)(C)



U.S. Customs and
Border Protection

WARNING: This document is ~~FOR OFFICIAL USE ONLY (FOUO) / LAW ENFORCEMENT SENSITIVE (LES)~~. It contains information that may be exempt from public release under the Freedom of Information Act (5 U.S.C. 552). It is to be controlled, stored, handled, transmitted, distributed, and disposed of in accordance with DHS policy relating to FOUO information and is not to be released to the public or other personnel who do not have a valid "need-to-know" without prior approval of an authorized DHS official.



U.S. Customs and Border Protection

WARNING: This document is ~~FOR OFFICIAL USE ONLY (FOUO) / LAW ENFORCEMENT SENSITIVE (LES)~~. It contains information that may be exempt from public release under the Freedom of Information Act (5 U.S.C. 552). It is to be controlled, stored, handled, transmitted, distributed, and disposed of in accordance with DHS policy relating to FOUO information and is not to be released to the public or other personnel who do not have a valid "need-to-know" without prior approval of an authorized DHS official.

Consequence Delivery System (CDS): San Diego Sector Briefing



U.S. Customs and
Border Protection

WARNING: This document is ~~FOR OFFICIAL USE ONLY (FOUO)/LAW ENFORCEMENT SENSITIVE (LES)~~. It contains information that may be exempt from public release under the Freedom of Information Act (5 U.S.C. 552). It is to be controlled, stored, handled, transmitted, distributed, and disposed of in accordance with DHS policy relating to FOUO information and is not to be released to the public or other personnel who do not have a valid "need-to-know" without prior approval of an authorized DHS official.

April 2019

Overview

- SDC FY19 Q2 Results
- Post-apprehension Indicators
- Performance Measurement
- Conclusion
- Questions – Contact Numbers

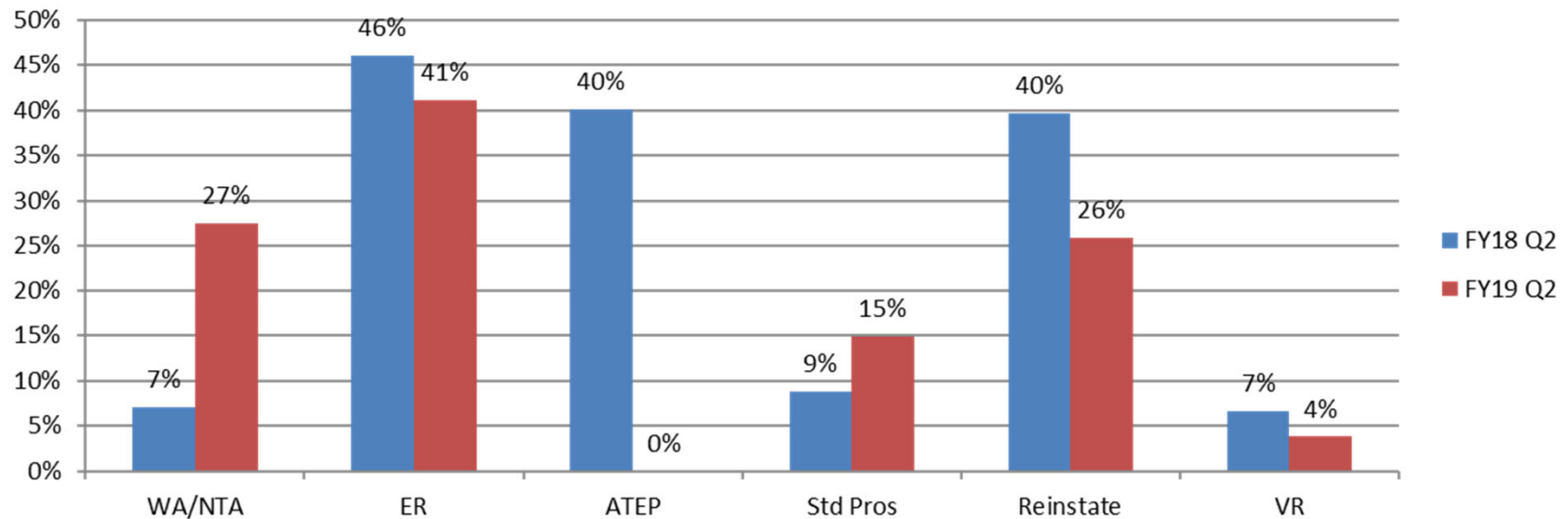


U.S. Customs and
Border Protection

WARNING: This document is ~~FOR OFFICIAL USE ONLY (FOUO) / LAW ENFORCEMENT SENSITIVE (LES)~~. It contains information that may be exempt from public release under the Freedom of Information Act (5 U.S.C. 552). It is to be controlled, stored, handled, transmitted, distributed, and disposed of in accordance with DHS policy relating to FOUO information and is not to be released to the public or other personnel who do not have a valid "need-to-know" without prior approval of an authorized DHS official.

SDC FY19 Q2 Results

- 100% Classification Rate
 - 0 of 26,302 CDS Trackable Apps not classified
 - FIRA, SOTA, and PERA accounted for 68.69%
 - FMUA accounted for 23.87%
- Consequence Delivery in FY19 Q2 /FY18 Q2 Comparison

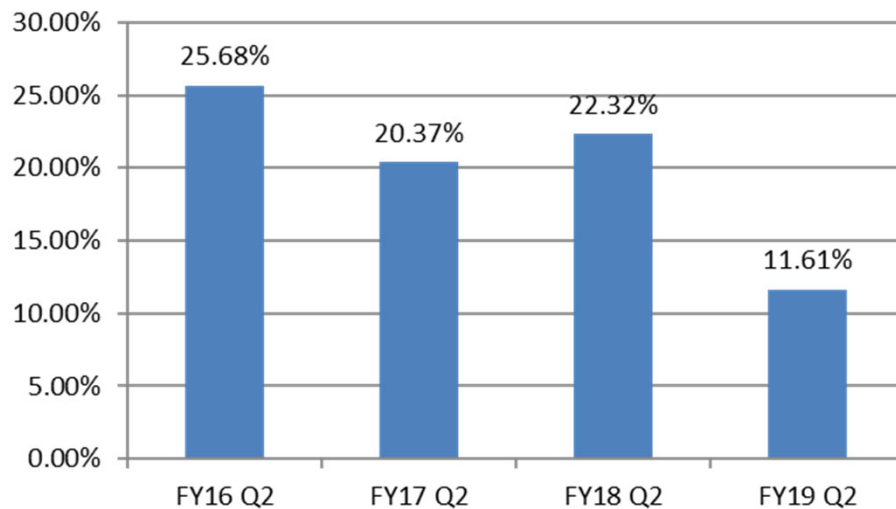


U.S. Customs and
Border Protection

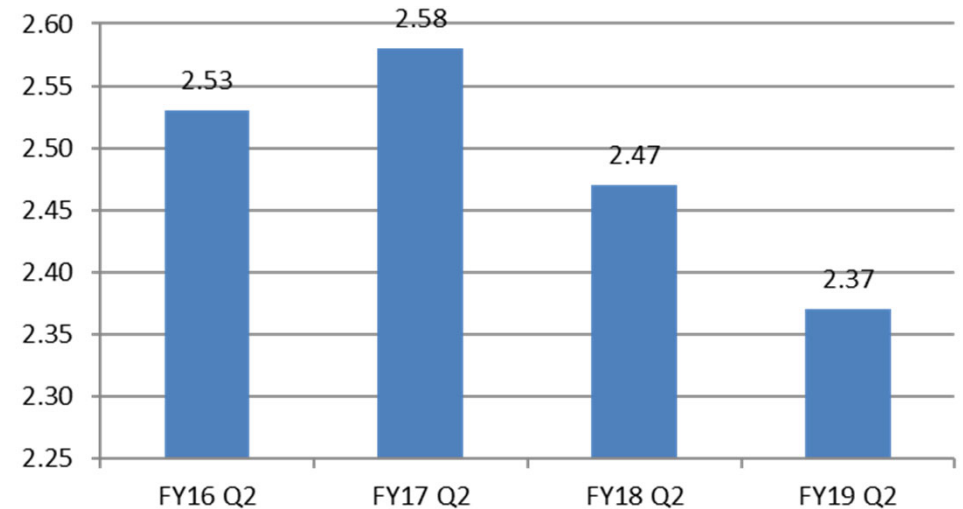
WARNING: This document is ~~FOR OFFICIAL USE ONLY (FOUO) / LAW ENFORCEMENT SENSITIVE (LES)~~. It contains information that may be exempt from public release under the Freedom of Information Act (5 U.S.C. 552). It is to be controlled, stored, handled, transmitted, distributed, and disposed of in accordance with DHS policy relating to FOUO information and is not to be released to the public or other personnel who do not have a valid "need-to-know" without prior approval of an authorized DHS official.

Post-apprehension Indicators

Recidivism Rate



Avg App per Recidivist



- FY19 Q2 – FY18 Q2 Comparison
 - Primary Outcome Indicator – Recidivism Rate
 - The # of days from CDS apprehension to re-apprehension rate increased from 16 days in FY18 Q2 to 19 days in FY19 Q2.



U.S. Customs and
Border Protection

WARNING: This document is ~~FOR OFFICIAL USE ONLY (FOUO) / LAW ENFORCEMENT SENSITIVE (LES)~~. It contains information that may be exempt from public release under the Freedom of Information Act (5 U.S.C. 552). It is to be controlled, stored, handled, transmitted, distributed, and disposed of in accordance with DHS policy relating to FOUO information and is not to be released to the public or other personnel who do not have a valid "need-to-know" without prior approval of an authorized DHS official.

Performance Measurement

- 100% CDS implementation.
- Recidivism rate through the application of more effective and efficient consequences.
 - 22.32% in FY18 Q2, FY19 Q2 11.61%
- The average number of times a recidivist is apprehended.
 - 2.47 avg apps in FY18 Q2, FY19 Q2 2.37 avg apps
- The percentage of apprehensions of deportable subjects that result in the application of the most effective and efficient consequence for each alien classification, as determined by CDS.
 - 39.48% in FY18 Q2, FY19 Q2 6.74%
- The percentage of apprehensions of deportable subjects that result in the application of the least effective and efficient consequence for each alien classification, as determined by CDS.
 - 6.41% in FY18 Q2, FY19 Q2 3.81%
- The Nationwide Multi-year recidivist rates for Q2:

FY	Q1	Q2
FY2015	9.45%	9.83%
FY2016	7.12%	8.58%
FY2017	6.55%	6.72%
FY2018	7.18%	8.21%
FY2019TD	3.79%	3.52%



U.S. Customs and
Border Protection

WARNING: This document is ~~FOR OFFICIAL USE ONLY (FOUO) / LAW ENFORCEMENT SENSITIVE (LES)~~. It contains information that may be exempt from public release under the Freedom of Information Act (5 U.S.C. 552). It is to be controlled, stored, handled, transmitted, distributed, and disposed of in accordance with DHS policy relating to FOUO information and is not to be released to the public or other personnel who do not have a valid "need-to-know" without prior approval of an authorized DHS official.

Conclusions

- SDC trend analysis in FY19 Q2
 - Volume of work (CDS Trackable Apps) increased
 - Use of WA/NTAs increased significantly
 - Use of Standard Prosecution increased
 - Use of ATEP discontinued
 - Use of most effective and efficient consequence decreased
 - Recidivism Rate decreased



SAN DIEGO SECTOR

CONSEQUENCE DELIVERY SYSTEM GUIDE

	WA/NTA	Std. Pros.	ER	Reinstate	ATEP	OASISS	VR
First Apprehension (BP)	•	•	•	•	•		•
Second/Third Apprehension (BP)	•	•	•	•	•		•
Persistent Alien	•	•	•	•	•		•
Family Unit	•		•	•	•		•
Suspected Smuggler	•	•	•	•	•	•	•
Targeted Smuggler	•	•	•	•	•	•	
Criminal Alien	•	•	•	•	•		

- * This Consequence Delivery System Guide is to be utilized for the processing of deportable aliens. A grayed out consequence is not usually available within that specific classification, however may be utilized if the circumstances surrounding an apprehension dictate its use.
- * The use and combination of more than one consequence is highly encouraged when possible.
- * This chart is **NOT** meant to be inclusive of every deportable alien arrested or consequence available, as there will be special cases and exceptions in each classification.

• Most Effective and Efficient	• Less Effective and Efficient
• Highly Effective and Efficient	• Least Effective and Efficient
• Effective and Efficient	• Not Applicable**



U.S. Customs and
Border Protection

For Use in FY 2019

WARNING: This document is ~~FOR OFFICIAL USE ONLY (FOUO)~~ LAW ENFORCEMENT SENSITIVE (LES). It contains information that may be exempt from public release under the Freedom of Information Act (5 U.S.C. 552). It is to be controlled, stored, handled, transmitted, distributed, and disposed of in accordance with DHS policy relating to FOUO information and is not to be released to the public or other personnel who do not have a valid "need-to-know" without prior approval of an authorized DHS official.



Questions – Contact Numbers

United States Border Patrol (USBP)

Policy Branch

- Operations Officer (b)(6);(b)(7)(C): (b)(6);(b)(7)(C)
 - (b)(6);(b)(7)(C)



U.S. Customs and
Border Protection

WARNING: This document is ~~FOR OFFICIAL USE ONLY (FOUO) / LAW ENFORCEMENT SENSITIVE (LES)~~. It contains information that may be exempt from public release under the Freedom of Information Act (5 U.S.C. 552). It is to be controlled, stored, handled, transmitted, distributed, and disposed of in accordance with DHS policy relating to FOUO information and is not to be released to the public or other personnel who do not have a valid "need-to-know" without prior approval of an authorized DHS official.



U.S. Customs and Border Protection

WARNING: This document is ~~FOR OFFICIAL USE ONLY (FOUO) / LAW ENFORCEMENT SENSITIVE (LES)~~. It contains information that may be exempt from public release under the Freedom of Information Act (5 U.S.C. 552). It is to be controlled, stored, handled, transmitted, distributed, and disposed of in accordance with DHS policy relating to FOUO information and is not to be released to the public or other personnel who do not have a valid "need-to-know" without prior approval of an authorized DHS official.

Consequence Delivery System (CDS): San Diego Sector Briefing



U.S. Customs and
Border Protection

WARNING: This document is ~~FOR OFFICIAL USE ONLY (FOUO)~~ ~~ENFORCEMENT SENSITIVE (ES)~~ and contains information that may be exempt from public release under the Freedom of Information Act (5 U.S.C. 552). It is to be controlled, stored, handled, transmitted, distributed, and disposed of in accordance with DHS policy relating to FOUO information and is not to be released to the public or other personnel who do not have a valid "need-to-know" without prior approval of an authorized DHS official.

April 2020

Overview

- SDC FY20 Q2 Results
- Post-apprehension Indicators
- Performance Measurement
- Conclusion
- FY20 CDS Guide
- Questions – Contact Numbers

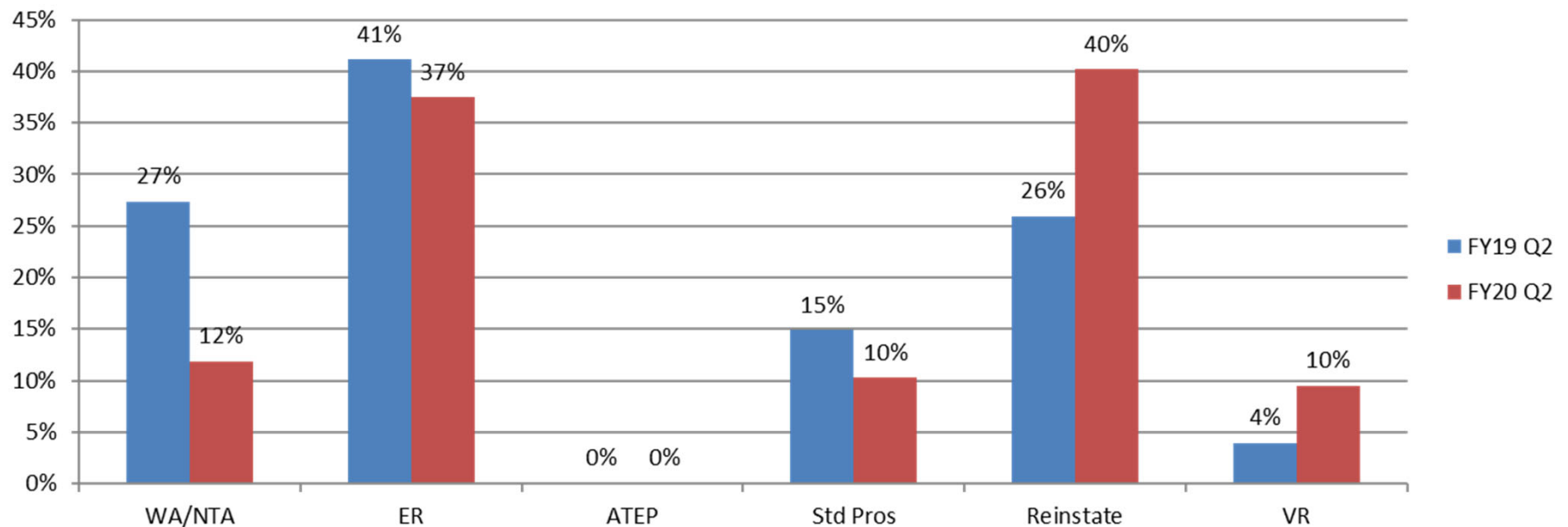


U.S. Customs and
Border Protection

WARNING: This document is ~~FOR OFFICIAL USE ONLY (FOUO) / LAW ENFORCEMENT SENSITIVE (LES)~~. It contains information that may be exempt from public release under the Freedom of Information Act (5 U.S.C. 552). It is to be controlled, stored, handled, transmitted, distributed, and disposed of in accordance with DHS policy relating to FOUO information and is not to be released to the public or other personnel who do not have a valid "need-to-know" without prior approval of an authorized DHS official.

SDC FY20 Q2 Results

- 100% Classification Rate
 - 0 of 22,413 CDS Trackable Apps not classified
 - FIRA, SOTA, and PERA accounted for 78.91% of CDS Trackable Apps.
- Consequence Delivery in FY19 Q2 /FY20 Q2 Comparison

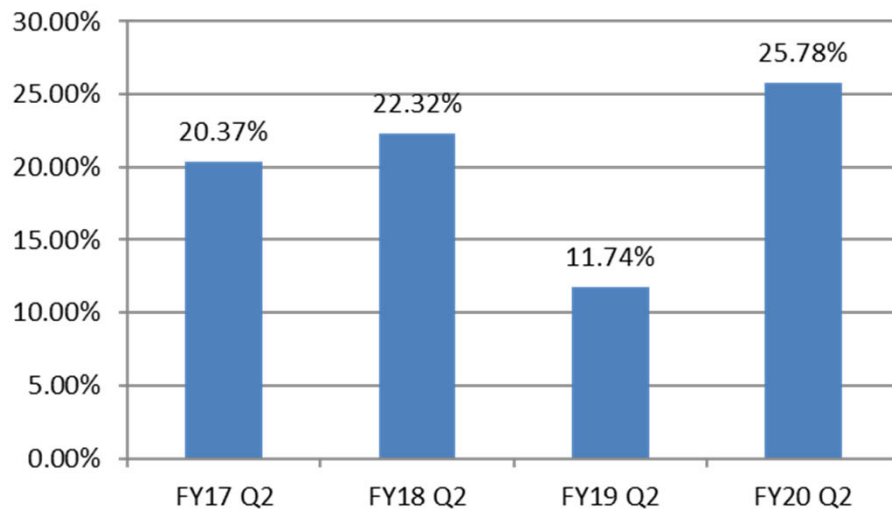


U.S. Customs and
Border Protection

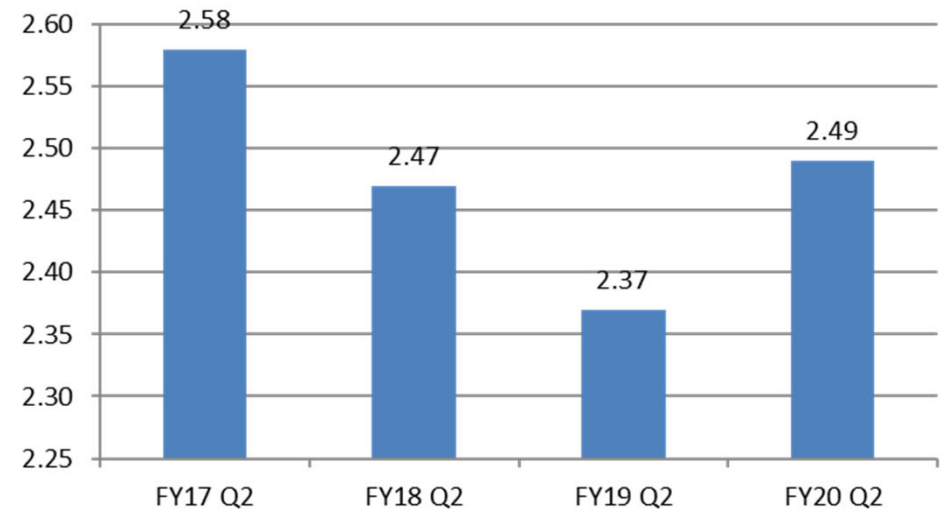
WARNING: This document is ~~FOR OFFICIAL USE ONLY (FOUO) / LAW ENFORCEMENT SENSITIVE (LES)~~. It contains information that may be exempt from public release under the Freedom of Information Act (5 U.S.C. 552). It is to be controlled, stored, handled, transmitted, distributed, and disposed of in accordance with DHS policy relating to FOUO information and is not to be released to the public or other personnel who do not have a valid "need-to-know" without prior approval of an authorized DHS official.

Post-apprehension Indicators

Recidivism Rate



Avg App per Recidivist



- FY19 Q2 – FY20 Q2 Comparison
 - Primary Outcome Indicator – Recidivism Rate
 - The # of days from CDS apprehension to re-apprehension rate decreased from 19 days in FY19 Q2 to 16 days in FY20 Q2.



U.S. Customs and
Border Protection

WARNING: This document is ~~FOR OFFICIAL USE ONLY (FOUO) / LAW ENFORCEMENT SENSITIVE (LES)~~. It contains information that may be exempt from public release under the Freedom of Information Act (5 U.S.C. 552). It is to be controlled, stored, handled, transmitted, distributed, and disposed of in accordance with DHS policy relating to FOUO information and is not to be released to the public or other personnel who do not have a valid "need-to-know" without prior approval of an authorized DHS official.

Performance Measurement

- 100% CDS implementation.
- Recidivism rate through the application of more effective and efficient consequences.
 - 11.74% in FY19 Q2 vs. 25.78% in FY20 Q2
- The average number of times a recidivist is apprehended.
 - 2.37 avg apps per recidivist in FY19 Q2 vs. 2.49 in FY20 Q2
- The percentage of apprehensions of deportable subjects that result in the application of the most effective and efficient consequence for each alien classification, as determined by CDS.
 - 6.74% in FY19 Q2 vs. 12.03% in FY20 Q2
- The percentage of apprehensions of deportable subjects that result in the application of the least effective and efficient consequence for each alien classification, as determined by CDS.
 - 3.81% in FY19 Q2 vs. 9.51% in FY20 Q2
- The Nationwide Multi-year recidivist rates for Q2:

FY	Q1	Q2
FY2015	9.45%	9.83%
FY2016	7.12%	8.58%
FY2017	6.55%	6.72%
FY2018	7.18%	8.21%
FY2019	3.81%	3.54%
FY2020TD	10.93%	10.99%



U.S. Customs and
Border Protection

WARNING: This document is ~~FOR OFFICIAL USE ONLY (FOUO) / LAW ENFORCEMENT SENSITIVE (LES)~~. It contains information that may be exempt from public release under the Freedom of Information Act (5 U.S.C. 552). It is to be controlled, stored, handled, transmitted, distributed, and disposed of in accordance with DHS policy relating to FOUO information and is not to be released to the public or other personnel who do not have a valid "need-to-know" without prior approval of an authorized DHS official.

Conclusions

- SDC trend analysis in FY20 Q2
 - Volume of work (CDS Trackable Apps) increased
 - Use of WA/NTAs decreased significantly
 - Use of Reinstatements increased
 - Use of VR doubled
 - Use of most effective and efficient consequence increased
 - Recidivism Rate increased



U.S. Customs and
Border Protection

WARNING: This document is ~~FOR OFFICIAL USE ONLY (FOUO) / LAW ENFORCEMENT SENSITIVE (LES)~~. It contains information that may be exempt from public release under the Freedom of Information Act (5 U.S.C. 552). It is to be controlled, stored, handled, transmitted, distributed, and disposed of in accordance with DHS policy relating to FOUO information and is not to be released to the public or other personnel who do not have a valid "need-to-know" without prior approval of an authorized DHS official.

SAN DIEGO SECTOR

CONSEQUENCE DELIVERY SYSTEM GUIDE

	WA/NTA	Std. Pros.	ER	Reinstate	VR
First Apprehension (BP)	•	•	•	•	•
Second/Third Apprehension (BP)	•	•	•	•	•
Persistent Alien	•	•	•	•	•
Family Unit	•		•	•	•
Suspected Smuggler	•	•	•	•	•
Targeted Smuggler	•	•	•	•	
Criminal Alien	•	•	•	•	

- * This Consequence Delivery System Guide is to be utilized for the processing of deportable aliens. A grayed out consequence is not usually available within that specific classification, however may be utilized if the circumstances surrounding an apprehension dictate its use.
- * The use and combination of more than one consequence is highly encouraged when possible.
- * This chart is **NOT** meant to be inclusive of every deportable alien arrested or consequence available, as there will be special cases and exceptions in each classification.

• Most Effective and Efficient	• Less Effective and Efficient
• Highly Effective and Efficient	• Least Effective and Efficient
• Effective and Efficient	• Not Applicable**



U.S. Customs and
Border Protection

For Use in FY 2020



Questions – Contact Numbers

United States Border Patrol (USBP)

Policy Branch

- Assistant Chief (b)(6);(b)(7)(C): (b)(6);(b)(7)(C)
 - (b)(6);(b)(7)(C)



U.S. Customs and
Border Protection

WARNING: This document is ~~FOR OFFICIAL USE ONLY (FOUO) / LAW ENFORCEMENT SENSITIVE (LES)~~. It contains information that may be exempt from public release under the Freedom of Information Act (5 U.S.C. 552). It is to be controlled, stored, handled, transmitted, distributed, and disposed of in accordance with DHS policy relating to FOUO information and is not to be released to the public or other personnel who do not have a valid "need-to-know" without prior approval of an authorized DHS official.



U.S. Customs and Border Protection

WARNING: This document is ~~FOR OFFICIAL USE ONLY (FOUO) / LAW ENFORCEMENT SENSITIVE (LES)~~. It contains information that may be exempt from public release under the Freedom of Information Act (5 U.S.C. 552). It is to be controlled, stored, handled, transmitted, distributed, and disposed of in accordance with DHS policy relating to FOUO information and is not to be released to the public or other personnel who do not have a valid "need-to-know" without prior approval of an authorized DHS official.

Consequence Delivery System (CDS): San Diego Sector Briefing



U.S. Customs and
Border Protection

WARNING: This document is FOR OFFICIAL USE ONLY (FOUO) / LAW ENFORCEMENT SENSITIVE (LES). It contains information that may be exempt from public release under the Freedom of Information Act (5 U.S.C. 552). It is to be controlled, stored, handled, transmitted, distributed, and disposed of in accordance with DHS policy relating to FOUO information and is not to be released to the public or other personnel who do not have a valid "need-to-know" without prior approval of an authorized DHS official.

June 2021

Overview

- SDC FY21 Q2 Results
- Post-apprehension Indicators
- Performance Measurement
- Conclusion
- FY21 CDS Guide
- Questions – Contact Numbers

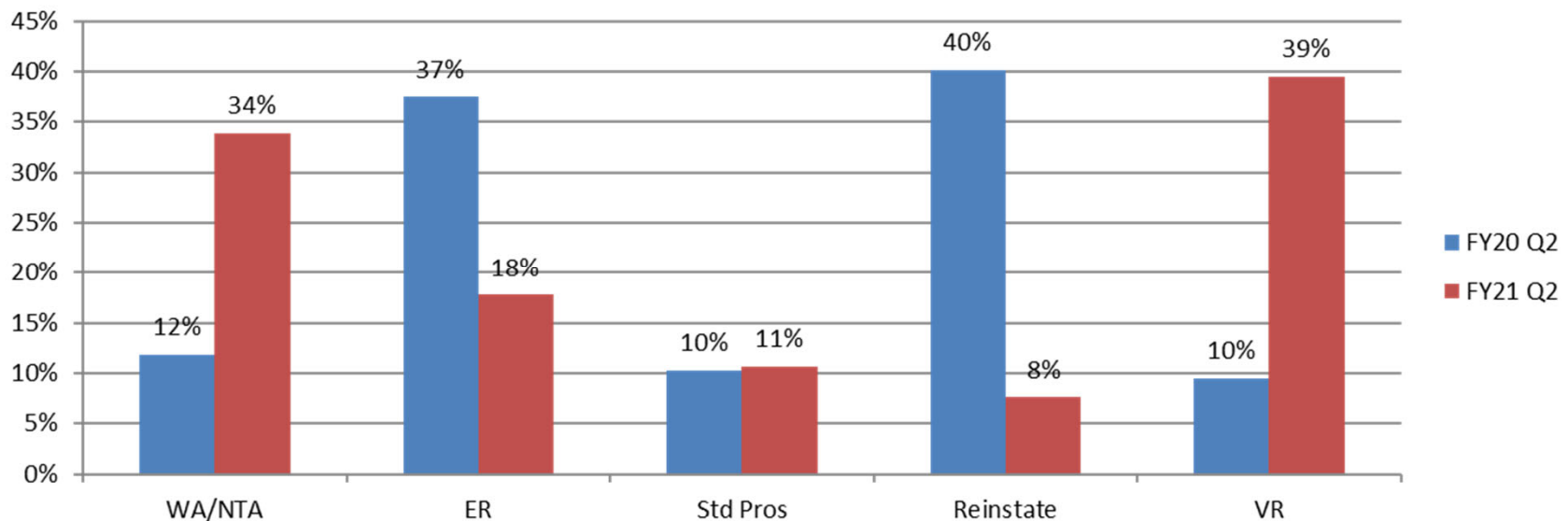


U.S. Customs and
Border Protection

WARNING: This document is ~~FOR OFFICIAL USE ONLY (FOUO)~~ / ~~LAW ENFORCEMENT SENSITIVE (LES)~~. It contains information that may be exempt from public release under the Freedom of Information Act (5 U.S.C. 552). It is to be controlled, stored, handled, transmitted, distributed, and disposed of in accordance with DHS policy relating to FOUO information and is not to be released to the public or other personnel who do not have a valid "need-to-know" without prior approval of an authorized DHS official.

SDC FY21 Q2 Results

- 100% Classification Rate
 - 0 of 3,759 CDS Trackable Apps not classified
 - FIRA, SOTA, and PERA accounted for 77.0% of CDS Trackable Apps.
- Consequence Delivery in FY20 Q2 /FY21 Q2 Comparison

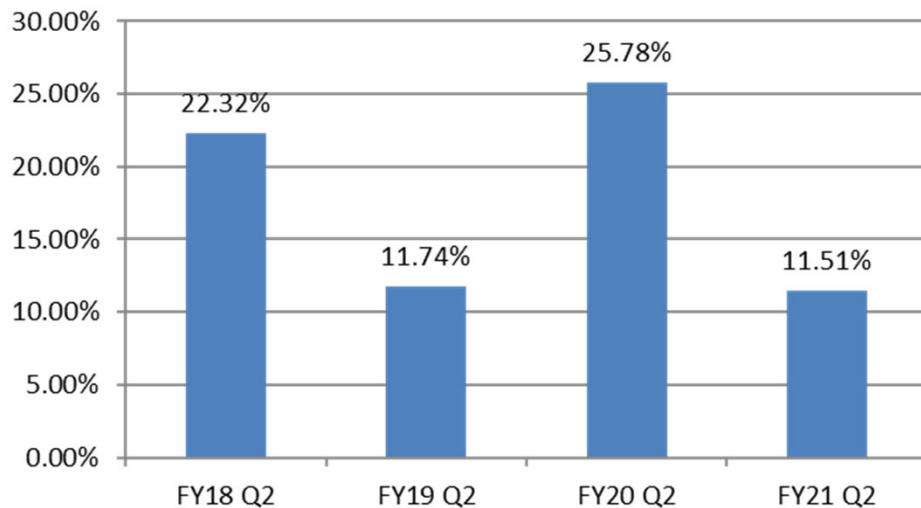


U.S. Customs and
Border Protection

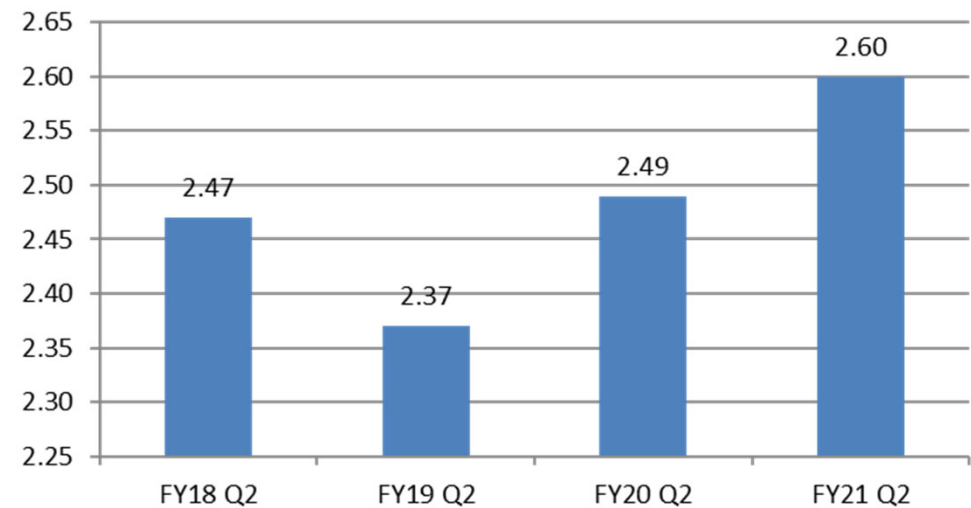
WARNING: This document is FOR OFFICIAL USE ONLY (FOUO) / LAW ENFORCEMENT SENSITIVE (LES). It contains information that may be exempt from public release under the Freedom of Information Act (5 U.S.C. 552). It is to be controlled, stored, handled, transmitted, distributed, and disposed of in accordance with DHS policy relating to FOUO information and is not to be released to the public or other personnel who do not have a valid "need-to-know" without prior approval of an authorized DHS official.

Post-apprehension Indicators

Recidivism Rate



Avg App per Recidivist



- **FY20 Q2 – FY21 Q2 Comparison**
 - Primary Outcome Indicator – Recidivism Rate
 - The Displacement rate increased from 16% in FY20 Q2 to 21% in FY21 Q2.



U.S. Customs and
Border Protection

WARNING: This document is FOR OFFICIAL USE ONLY (FOUO) / LAW ENFORCEMENT SENSITIVE (LES). It contains information that may be exempt from public release under the Freedom of Information Act (5 U.S.C. 552). It is to be controlled, stored, handled, transmitted, distributed, and disposed of in accordance with DHS policy relating to FOUO information and is not to be released to the public or other personnel who do not have a valid "need-to-know" without prior approval of an authorized DHS official.

Performance Measurement

- 100% CDS implementation.
- Recidivism rate through the application of more effective and efficient consequences.
 - 25.9% in FY20 Q2 vs. 11.5% in FY21 Q2
- The average number of times a recidivist is apprehended.
 - 2.49 avg apps per recidivist in FY20 Q2 vs. 2.60 in FY21 Q2
- The percentage of apprehensions of deportable subjects that result in the application of the most effective and efficient consequence for each alien classification, as determined by CDS.
 - 12.0% in FY20 Q2 vs. 33.9% in FY21 Q2
- The percentage of apprehensions of deportable subjects that result in the application of the least effective and efficient consequence for each alien classification, as determined by CDS.
 - 9.51% in FY20 Q2 vs. 39.4% in FY21 Q2
- The Nationwide Multi-year recidivist rates for Q2:

FY	Q1	Q2
FY2015	9.45%	9.83%
FY2016	7.12%	8.58%
FY2017	6.55%	6.72%
FY2018	7.18%	8.21%
FY2019	3.81%	3.54%
FY2020	10.94%	11.05%
FY2021TD	4.46%	1.95%



U.S. Customs and
Border Protection

WARNING: This document is ~~FOR OFFICIAL USE ONLY (FOUO)~~ // ~~LAW ENFORCEMENT SENSITIVE (LES)~~. It contains information that may be exempt from public release under the Freedom of Information Act (5 U.S.C. 552). It is to be controlled, stored, handled, transmitted, distributed, and disposed of in accordance with DHS policy relating to FOUO information and is not to be released to the public or other personnel who do not have a valid "need-to-know" without prior approval of an authorized DHS official.

Conclusions

- SDC trend analysis in FY21 Q2
 - Volume of work (CDS Trackable Apps) decreased
 - Use of WA/NTA & VR increased significantly as a percentage of Apps.
 - Use of ER & Reinstatement decreased
 - Use of the most effective and efficient consequence increased, as did use of the least effective and efficient consequence
 - Recidivism Rate decreased significantly



U.S. Customs and
Border Protection

WARNING: This document is ~~FOR OFFICIAL USE ONLY (FOUO)~~ / ~~LAW ENFORCEMENT SENSITIVE (LES)~~. It contains information that may be exempt from public release under the Freedom of Information Act (5 U.S.C. 552). It is to be controlled, stored, handled, transmitted, distributed, and disposed of in accordance with DHS policy relating to FOUO information and is not to be released to the public or other personnel who do not have a valid "need-to-know" without prior approval of an authorized DHS official.

SAN DIEGO SECTOR

CONSEQUENCE DELIVERY SYSTEM GUIDE

	WA/NTA	Std. Pros.	ER	Reinstate	VR
First Apprehension (BP)	•	•	•	•	•
Second/Third Apprehension (BP)	•	•	•	•	•
Persistent Alien	•	•	•	•	•
Family Unit	•		•	•	•
Suspected Smuggler	•	•	•	•	•
Targeted Smuggler	•	•	•	•	
Criminal Alien	•	•	•	•	

- * This Consequence Delivery System Guide is to be utilized for the processing of deportable aliens. A grayed out consequence is not usually available within that specific classification, however may be utilized if the circumstances surrounding an apprehension dictate its use.
- * The use and combination of more than one consequence is highly encouraged when possible.
- * This chart is **NOT** meant to be inclusive of every deportable alien arrested or consequence available, as there will be special cases and exceptions in each classification.

• Most Effective and Efficient	• Less Effective and Efficient
• Highly Effective and Efficient	• Least Effective and Efficient
• Effective and Efficient	• Not Applicable**



U.S. Customs and
Border Protection

For Use in FY 2021



Questions – Contact Numbers

United States Border Patrol (USBP)

Strategic Planning and Analysis Directorate

- Assistant Chief (b)(6);(b)(7)(C): (b)(6);(b)(7)(C)
 - (b)(6);(b)(7)(C)



U.S. Customs and
Border Protection

WARNING: This document is ~~FOR OFFICIAL USE ONLY (FOUO)~~ / ~~LAW ENFORCEMENT SENSITIVE (LES)~~. It contains information that may be exempt from public release under the Freedom of Information Act (5 U.S.C. 552). It is to be controlled, stored, handled, transmitted, distributed, and disposed of in accordance with DHS policy relating to FOUO information and is not to be released to the public or other personnel who do not have a valid "need-to-know" without prior approval of an authorized DHS official.



U.S. Customs and Border Protection

WARNING: This document is ~~FOR-OFFICIAL-USE-ONLY (FOUO)~~ / ~~LAW ENFORCEMENT SENSITIVE (LES)~~. It contains information that may be exempt from public release under the Freedom of Information Act (5 U.S.C. 552). It is to be controlled, stored, handled, transmitted, distributed, and disposed of in accordance with DHS policy relating to FOUO information and is not to be released to the public or other personnel who do not have a valid "need-to-know" without prior approval of an authorized DHS official.

Consequence Delivery System (CDS): San Diego Sector Briefing



U.S. Customs and
Border Protection

August 2017

Overview

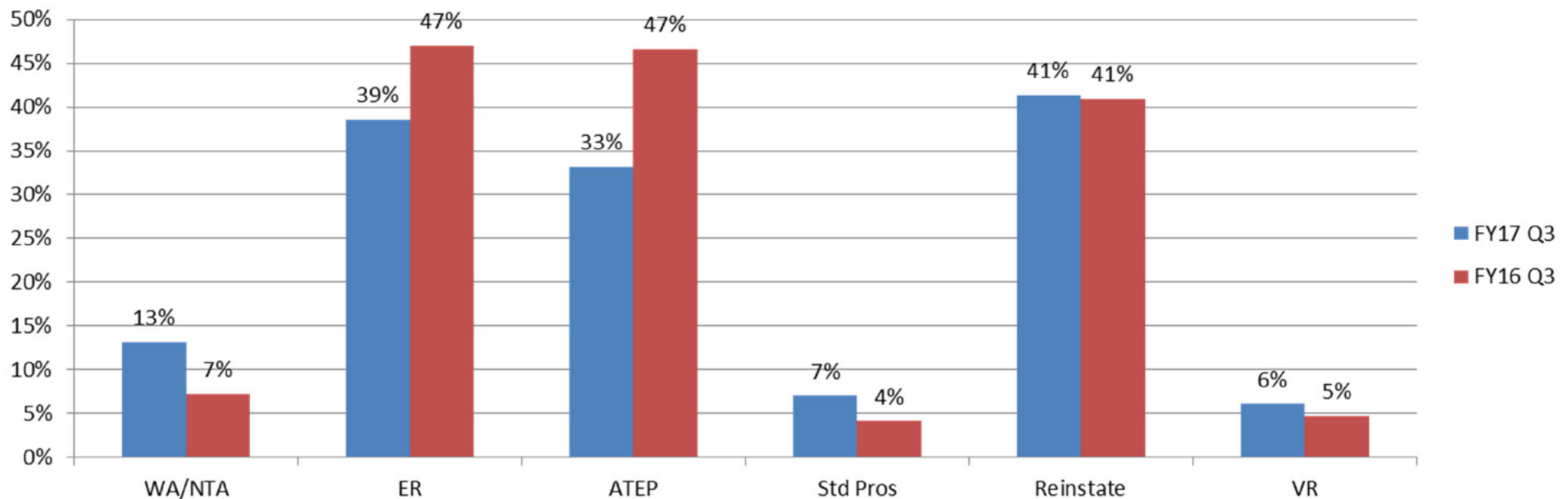
- SDC FY17 Q3 Results
- Post-apprehension Indicators
- Performance Measurement
- Conclusion
- Questions – Contact Numbers



U.S. Customs and
Border Protection

SDC FY17 Q3 Results

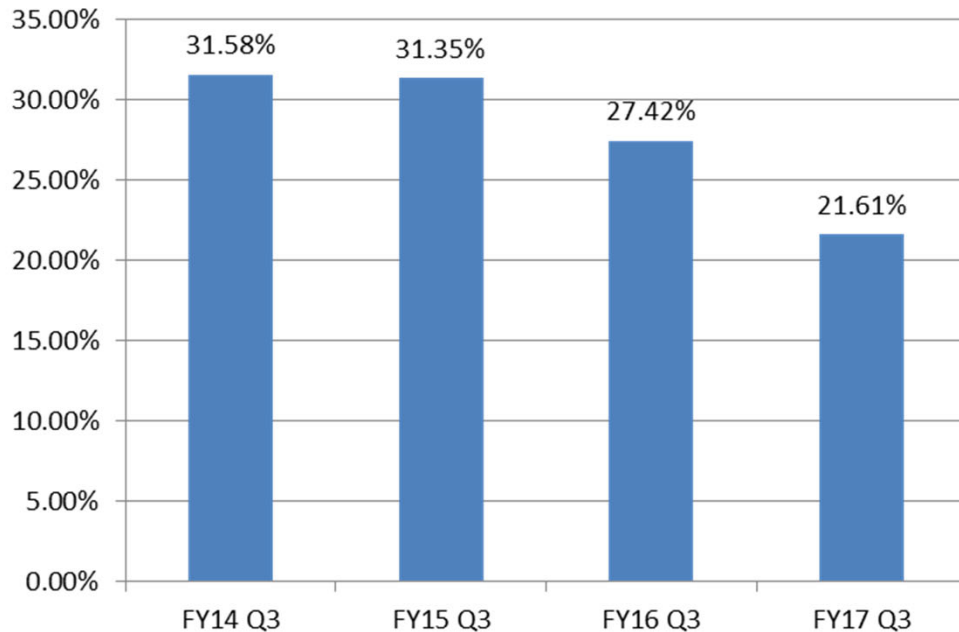
- 99% Classification Rate
 - 24 of 18,426 of CDS Trackable Apps not classified
 - FIRA, SOTA, and PERA accounted for 74.78%
- Consequence Delivery in FY16 Q3 /FY17 Q3 Comparison



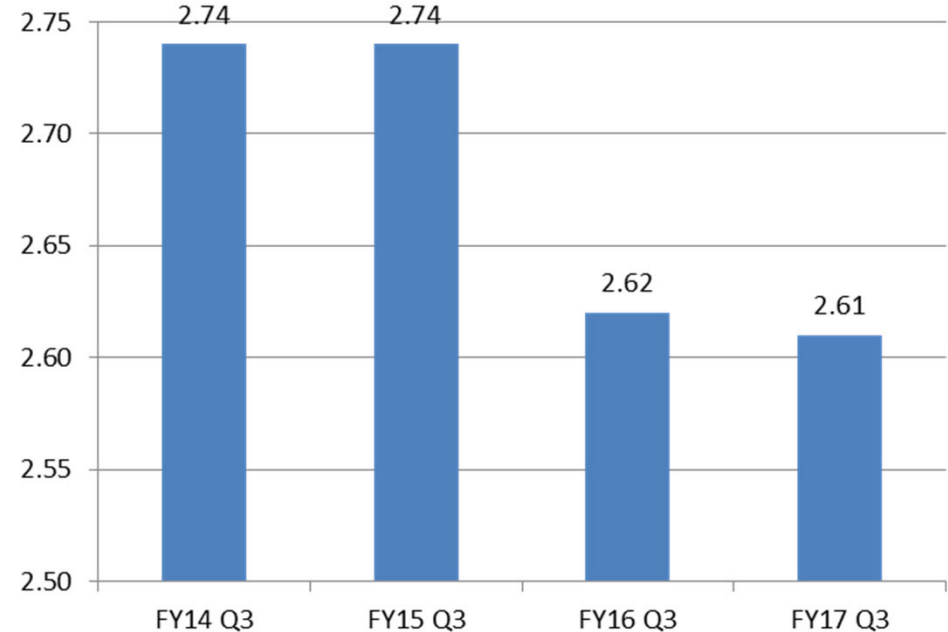
U.S. Customs and
Border Protection

Post-apprehension Indicators

Recidivism Rate



Avg App per Recidivist



- FY16 Q3 – FY17 Q3 Comparison
 - Primary Outcome Indicator – Recidivism Rate
 - Displacement rate decreased from 22% in FY16 Q3 to 20% in FY17 Q3



U.S. Customs and
Border Protection

SAN DIEGO SECTOR

CONSEQUENCE DELIVERY SYSTEM GUIDE

	WA/NTA	Std. Pros.	Reinstate	ATEP	ER	OASISS	VR
First Apprehension (BP)	•	•	•	•	•		•
Second/Third Apprehension (BP)	•	•	•	•	•		•
Persistent Alien	•	•	•	•	•		•
Family Unit	•		•		•		•
Suspected Smuggler	•	•	•	•	•	•	•
Targeted Smuggler	•	•	•	•	•	•	
Criminal Alien	•	•	•	•	•		

- * This Consequence Delivery System Guide is to be utilized for the processing of deportable aliens. A grayed out consequence is not usually available within that specific classification, however may be utilized if the circumstances surrounding an apprehension dictate its use.
- * The use and combination of more than one consequence is highly encouraged when possible.
- * This chart is **NOT** meant to be inclusive of every deportable alien arrested or consequence available, as there will be special cases and exceptions in each classification.

• Most Effective and Efficient	• Less Effective and Efficient
• Highly Effective and Efficient	• Least Effective and Efficient
• Effective and Efficient	• Not Applicable**



U.S. Customs and
Border Protection

For Use in FY 2017



Performance Measurement

- 100% CDS implementation.
- Recidivism rate through the application of more effective and efficient consequences.
 - 21.61% in FY17 Q3, FY16 Q3 27.42%
- The average number of times a recidivist is apprehended.
 - 2.61 avg apps in FY17Q3, FY16 Q3 2.62 avg apps
- The percentage of apprehensions of deportable subjects that result in the application of the most effective and efficient consequence for each alien classification, as determined by CDS.
 - 13.23% in FY17 Q3, FY16 Q3 6.25%
- The percentage of apprehensions of deportable subjects that result in the application of the least effective and efficient consequence for each alien classification, as determined by CDS.
 - 6.11% in FY17 Q3, FY16 Q3 7.82%



Conclusions

- SDC trend analysis in FY17 Q3
 - Volume of work (CDS Trackable Apps) decreased
 - Use of VR remains low
 - Use of ATEP decreased
 - Displacement % decreased
 - Use of Standard Prosecution increased
 - Use of least effective and efficient consequence decreased



Questions – Contact Numbers

Office of Border Patrol (OBP)

Analysis Branch

- Operations Officer (b)(6);(b)(7)(C): (b)(6);(b)(7)(C)
 - (b)(6);(b)(7)(C)



U.S. Customs and
Border Protection



U.S. Customs and Border Protection

Consequence Delivery System (CDS): San Diego Sector Briefing



U.S. Customs and
Border Protection

WARNING: This document is FOR OFFICIAL USE ONLY (FOUO) / LAW ENFORCEMENT SENSITIVE (LES). It contains information that may be exempt from public release under the Freedom of Information Act (5 U.S.C. 552). It is to be controlled, stored, handled, transmitted, distributed, and disposed of in accordance with DHS policy relating to FOUO information and is not to be released to the public or other personnel who do not have a valid "need-to-know" without prior approval of an authorized DHS official.

October 2018

Overview

- SDC FY18 Q3 Results
- Post-apprehension Indicators
- Performance Measurement
- Conclusion
- Questions – Contact Numbers

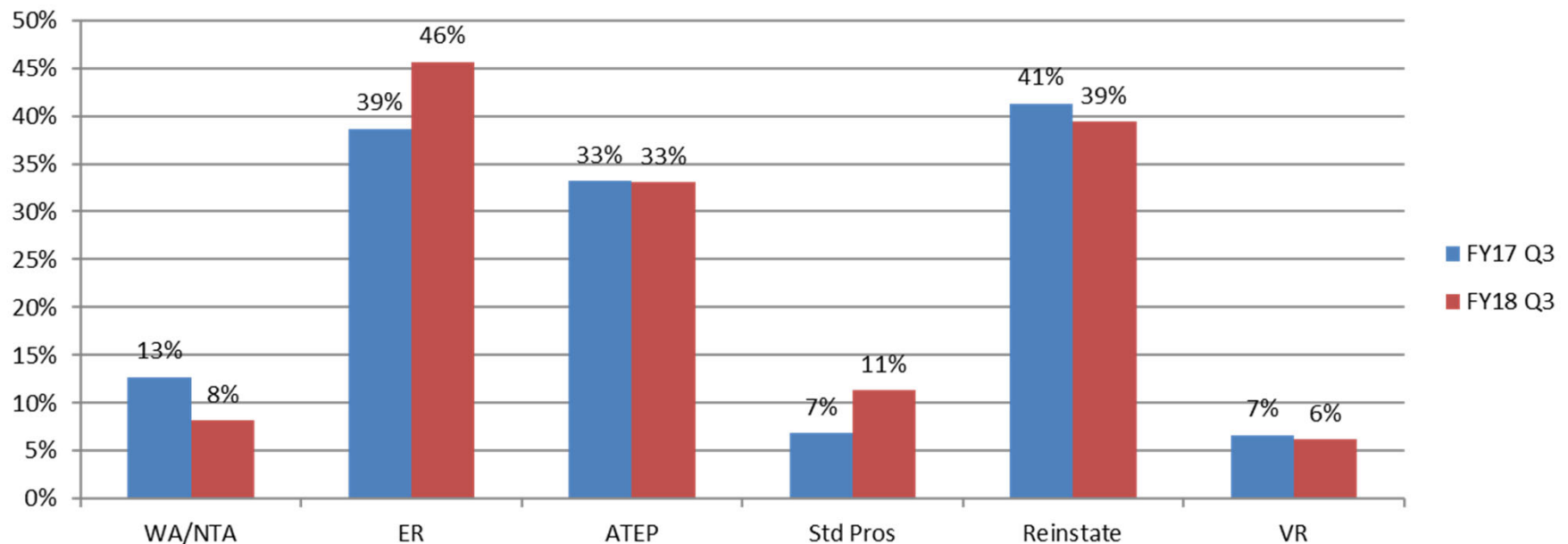


U.S. Customs and
Border Protection

WARNING: This document is ~~FOR OFFICIAL USE ONLY (FOUO)~~ / ~~LAW ENFORCEMENT SENSITIVE (LES)~~. It contains information that may be exempt from public release under the Freedom of Information Act (5 U.S.C. 552). It is to be controlled, stored, handled, transmitted, distributed, and disposed of in accordance with DHS policy relating to FOUO information and is not to be released to the public or other personnel who do not have a valid "need-to-know" without prior approval of an authorized DHS official.

SDC FY18 Q3 Results

- 100% Classification Rate
 - 00 of 27,045 of CDS Trackable Apps not classified
 - FIRA, SOTA, and PERA accounted for 83.08%
- Consequence Delivery in FY17 Q3 /FY18 Q3 Comparison

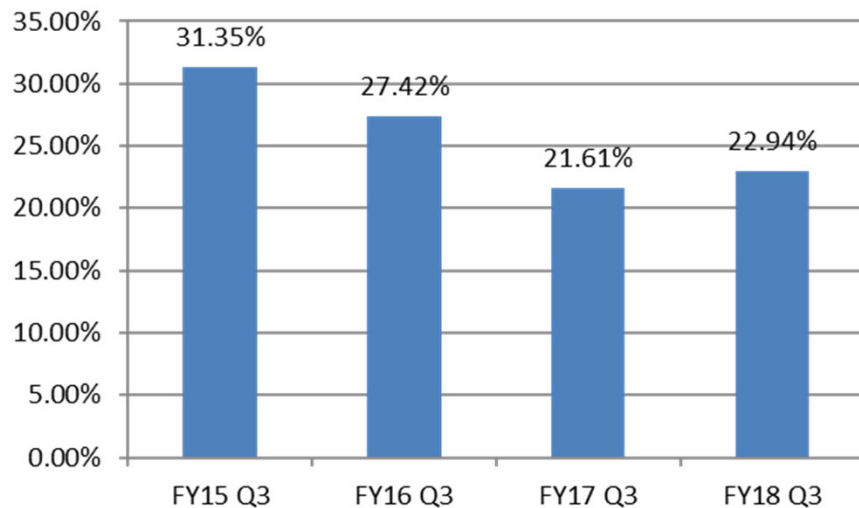


U.S. Customs and
Border Protection

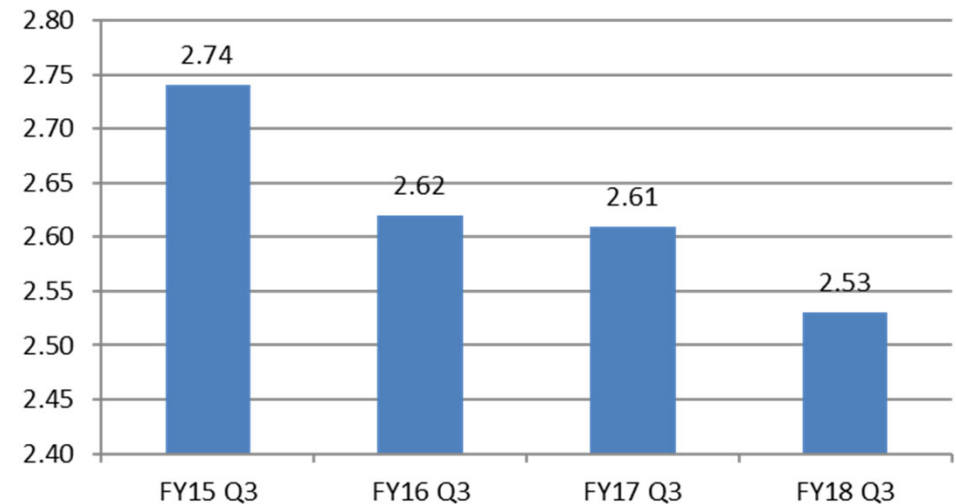
WARNING: This document is FOR OFFICIAL USE ONLY (FOUO) / LAW ENFORCEMENT SENSITIVE (LES). It contains information that may be exempt from public release under the Freedom of Information Act (5 U.S.C. 552). It is to be controlled, stored, handled, transmitted, distributed, and disposed of in accordance with DHS policy relating to FOUO information and is not to be released to the public or other personnel who do not have a valid "need-to-know" without prior approval of an authorized DHS official.

Post-apprehension Indicators

Recidivism Rate



Avg App per Recidivist



- **FY17 Q3 – FY18 Q3 Comparison**
 - Primary Outcome Indicator – Recidivism Rate
 - Displacement rate increased from 20% in FY17 Q3 to 23% in FY18 Q3
 - The # of days from CDS apprehension to re-apprehension rate decreased from 22 days in FY17 Q3 to 20 days in FY18 Q3.



U.S. Customs and
Border Protection

WARNING: This document is FOR OFFICIAL USE ONLY (FOUO) / LAW ENFORCEMENT SENSITIVE (LES). It contains information that may be exempt from public release under the Freedom of Information Act (5 U.S.C. 552). It is to be controlled, stored, handled, transmitted, distributed, and disposed of in accordance with DHS policy relating to FOUO information and is not to be released to the public or other personnel who do not have a valid "need-to-know" without prior approval of an authorized DHS official.

Performance Measurement

- 100% CDS implementation.
- Recidivism rate through the application of more effective and efficient consequences.
 - 22.94% in FY18 Q3, FY17 Q3 21.62%
- The average number of times a recidivist is apprehended.
 - 2.53 avg apps in FY18 Q3, FY17 Q3 2.61 avg apps
- The percentage of apprehensions of deportable subjects that result in the application of the most effective and efficient consequence for each alien classification, as determined by CDS.
 - 40.69% in FY18 Q3, FY17 Q3 13.23%
- The percentage of apprehensions of deportable subjects that result in the application of the least effective and efficient consequence for each alien classification, as determined by CDS.
 - 6.34% in FY18 Q3, FY17 Q3 6.11%
- The Nationwide Multi-year recidivist rates for Q3:
 - FY15 8.97%, FY16 8.72%, FY17 8.56%, FY18 6.66%.



U.S. Customs and
Border Protection

WARNING: This document is ~~FOR OFFICIAL USE ONLY (FOUO)~~ / ~~LAW ENFORCEMENT SENSITIVE (LES)~~. It contains information that may be exempt from public release under the Freedom of Information Act (5 U.S.C. 552). It is to be controlled, stored, handled, transmitted, distributed, and disposed of in accordance with DHS policy relating to FOUO information and is not to be released to the public or other personnel who do not have a valid "need-to-know" without prior approval of an authorized DHS official.

Conclusions

- SDC trend analysis in FY18 Q2
 - Volume of work (CDS Trackable Apps) increased
 - Use of WA/NTAs decreased
 - Use of ER, and Standard Prosecution increased
 - Displacement % increased
 - Use of most effective and efficient consequence increased
 - Avg. App. Per recidivist decreased



U.S. Customs and
Border Protection

WARNING: This document is ~~FOR OFFICIAL USE ONLY (FOUO)~~ / ~~LAW ENFORCEMENT SENSITIVE (LES)~~. It contains information that may be exempt from public release under the Freedom of Information Act (5 U.S.C. 552). It is to be controlled, stored, handled, transmitted, distributed, and disposed of in accordance with DHS policy relating to FOUO information and is not to be released to the public or other personnel who do not have a valid "need-to-know" without prior approval of an authorized DHS official.

SAN DIEGO SECTOR

CONSEQUENCE DELIVERY SYSTEM GUIDE

	ER	Std. Pros.	ATEP	Reinstate	WA/NTA	OASISS	VR
First Apprehension (BP)	•	•	•	•	•		•
Second/Third Apprehension (BP)	•	•	•	•	•		•
Persistent Alien	•	•	•	•	•		•
Family Unit	•			•	•		•
Suspected Smuggler	•	•	•	•	•	•	•
Targeted Smuggler	•	•	•	•	•	•	
Criminal Alien	•	•	•	•	•		

- * This Consequence Delivery System Guide is to be utilized for the processing of deportable aliens. A grayed out consequence is not usually available within that specific classification, however may be utilized if the circumstances surrounding an apprehension dictate its use.
- * The use and combination of more than one consequence is highly encouraged when possible.
- * This chart is **NOT** meant to be inclusive of every deportable alien arrested or consequence available, as there will be special cases and exceptions in each classification.

• Most Effective and Efficient	• Less Effective and Efficient
• Highly Effective and Efficient	• Least Effective and Efficient
• Effective and Efficient	• Not Applicable**



U.S. Customs and
Border Protection

For Use in FY 2018

WARN NG: This document is FOR OFFICIAL USE ONLY (FOUO) / LAW ENFORCEMENT SENSITIVE (LES). It contains information that may be exempt from public release under the Freedom of Information Act (5 U.S.C. 552). It is to be controlled, stored, handled, transmitted, distributed, and disposed of in accordance with DHS policy relating to FOUO information and is not to be released to the public or other personnel who do not have a valid "need-to-know" without prior approval of an authorized DHS official.



Questions – Contact Numbers

Office of Border Patrol (OBP)

Analysis Branch

- Operations Officer (b)(6);(b)(7)(C): (b)(6);(b)(7)(C)
 - (b)(6);(b)(7)(C)



U.S. Customs and
Border Protection

WARNING: This document is ~~FOR OFFICIAL USE ONLY (FOUO)~~ // LAW ENFORCEMENT SENSITIVE (LES). It contains information that may be exempt from public release under the Freedom of Information Act (5 U.S.C. 552). It is to be controlled, stored, handled, transmitted, distributed, and disposed of in accordance with DHS policy relating to FOUO information and is not to be released to the public or other personnel who do not have a valid "need-to-know" without prior approval of an authorized DHS official.



U.S. Customs and Border Protection

WARNING: This document is ~~FOR OFFICIAL USE ONLY (FOUO)~~ / ~~LAW ENFORCEMENT SENSITIVE (LES)~~. It contains information that may be exempt from public release under the Freedom of Information Act (5 U.S.C. 552). It is to be controlled, stored, handled, transmitted, distributed, and disposed of in accordance with DHS policy relating to FOUO information and is not to be released to the public or other personnel who do not have a valid "need-to-know" without prior approval of an authorized DHS official.

Consequence Delivery System (CDS): San Diego Sector Briefing



U.S. Customs and
Border Protection

WARNING: This document is FOR OFFICIAL USE ONLY (FOUO) / LAW ENFORCEMENT SENSITIVE (LES). It contains information that may be exempt from public release under the Freedom of Information Act (5 U.S.C. 552). It is to be controlled, stored, handled, transmitted, distributed, and disposed of in accordance with DHS policy relating to FOUO information and is not to be released to the public or other personnel who do not have a valid "need-to-know" without prior approval of an authorized DHS official.

August 2019

Overview

- SDC FY19 Q3 Results
- Post-apprehension Indicators
- Performance Measurement
- Conclusion
- Questions – Contact Numbers

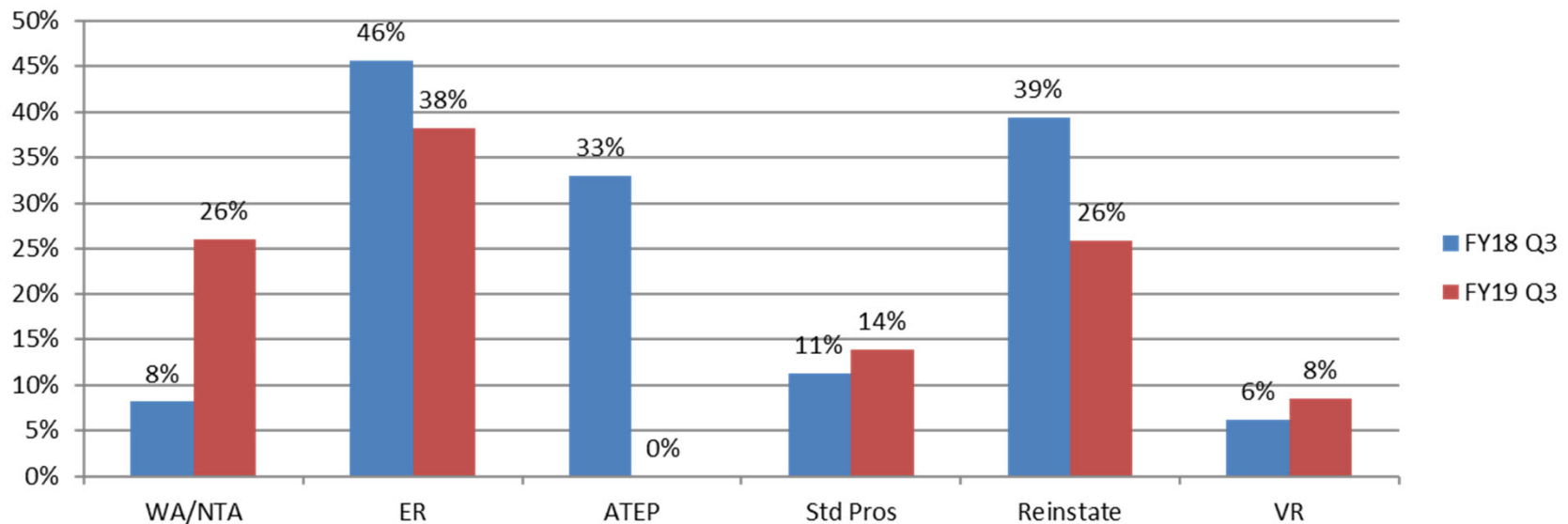


U.S. Customs and
Border Protection

WARNING: This document is FOR OFFICIAL USE ONLY (FOUO) / LAW ENFORCEMENT SENSITIVE (LES). It contains information that may be exempt from public release under the Freedom of Information Act (5 U.S.C. 552). It is to be controlled, stored, handled, transmitted, distributed, and disposed of in accordance with DHS policy relating to FOUO information and is not to be released to the public or other personnel who do not have a valid "need-to-know" without prior approval of an authorized DHS official.

SDC FY19 Q3 Results

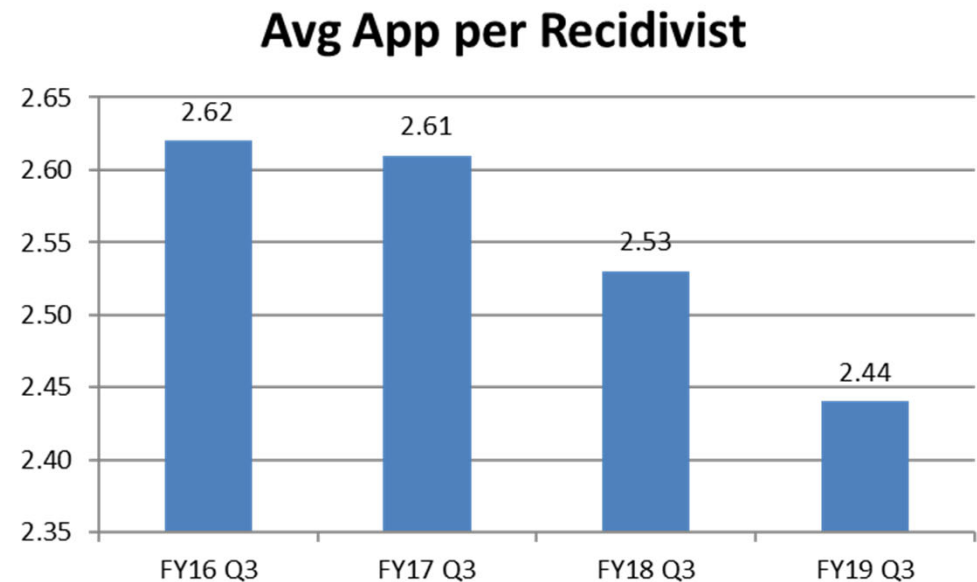
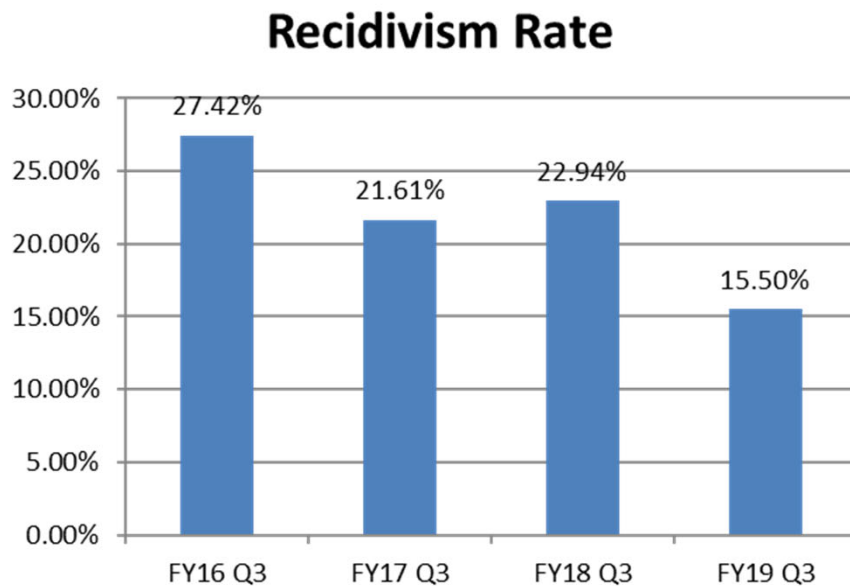
- 100% Classification Rate
 - 00 of 41,058 CDS Trackable Apps not classified
 - FIRA, SOTA, and PERA accounted for 70.91%
- Consequence Delivery in FY18 Q3 /FY19 Q3 Comparison



U.S. Customs and
Border Protection

WARNING: This document is FOR OFFICIAL USE ONLY (FOUO) / LAW ENFORCEMENT SENSITIVE (LES). It contains information that may be exempt from public release under the Freedom of Information Act (5 U.S.C. 552). It is to be controlled, stored, handled, transmitted, distributed, and disposed of in accordance with DHS policy relating to FOUO information and is not to be released to the public or other personnel who do not have a valid "need-to-know" without prior approval of an authorized DHS official.

Post-apprehension Indicators



- FY18 Q3 – FY19 Q3 Comparison
 - Primary Outcome Indicator – Recidivism Rate
 - Displacement rate increased from 23% in FY18 Q3 to 24% in FY19 Q3
 - The # of days from CDS apprehension to re-apprehension rate increased from 20 days in FY18 Q3 to 25 days in FY19 Q3.



U.S. Customs and
Border Protection

WARNING: This document is FOR OFFICIAL USE ONLY (FOUO) / LAW ENFORCEMENT SENSITIVE (LES). It contains information that may be exempt from public release under the Freedom of Information Act (5 U.S.C. 552). It is to be controlled, stored, handled, transmitted, distributed, and disposed of in accordance with DHS policy relating to FOUO information and is not to be released to the public or other personnel who do not have a valid "need-to-know" without prior approval of an authorized DHS official.

Performance Measurement

- 100% CDS implementation.
- Recidivism rate through the application of more effective and efficient consequences.
 - 22.94% in FY18 Q3 vs 15.5% in FY19 Q3
- The average number of times a recidivist is apprehended.
 - 2.53 avg apps in FY18 Q3 vs 2.44 avg apps in FY19 Q3
- The percentage of apprehensions of deportable subjects that result in the application of the most effective and efficient consequence for each alien classification, as determined by CDS.
 - 40.7% in FY18 Q3 vs 7.34% in FY19 Q3
- The percentage of apprehensions of deportable subjects that result in the application of the least effective and efficient consequence for each alien classification, as determined by CDS.
 - 6.34% in FY18 Q3 vs 8.48% in FY19 Q3
- The Nationwide Multi-year recidivist rates for Q3:

FY	Q1	Q2	Q3
FY2015	9.45%	9.83%	8.97%
FY2016	7.12%	8.58%	8.72%
FY2017	6.55%	6.72%	8.56%
FY2018	7.18%	8.21%	6.66%
FY2019TD	3.81%	3.54%	3.74%



U.S. Customs and
Border Protection

WARNING: This document is ~~FOR OFFICIAL USE ONLY (FOUO)~~ / ~~LAW ENFORCEMENT SENSITIVE (LES)~~. It contains information that may be exempt from public release under the Freedom of Information Act (5 U.S.C. 552). It is to be controlled, stored, handled, transmitted, distributed, and disposed of in accordance with DHS policy relating to FOUO information and is not to be released to the public or other personnel who do not have a valid "need-to-know" without prior approval of an authorized DHS official.

Conclusions

- SDC trend analysis in FY19 Q3
 - Volume of work (CDS Trackable Apps) increased
 - Use of WA/NTAs increased substantially
 - Use of ER and Reinstatement % decreased
 - Displacement % increased
 - Use of most effective and efficient consequence decreased
 - Avg. App. Per recidivist decreased



U.S. Customs and
Border Protection

WARNING: This document is ~~FOR OFFICIAL USE ONLY (FOUO) / LAW ENFORCEMENT SENSITIVE (LES)~~. It contains information that may be exempt from public release under the Freedom of Information Act (5 U.S.C. 552). It is to be controlled, stored, handled, transmitted, distributed, and disposed of in accordance with DHS policy relating to FOUO information and is not to be released to the public or other personnel who do not have a valid "need-to-know" without prior approval of an authorized DHS official.

SAN DIEGO SECTOR

CONSEQUENCE DELIVERY SYSTEM GUIDE

	WA/NTA	Std. Pros.	ER	Reinstate	ATEP	OASISS	VR
First Apprehension (BP)	•	•	•	•	•		•
Second/Third Apprehension (BP)	•	•	•	•	•		•
Persistent Alien	•	•	•	•	•		•
Family Unit	•		•	•	•		•
Suspected Smuggler	•	•	•	•	•	•	•
Targeted Smuggler	•	•	•	•	•	•	
Criminal Alien	•	•	•	•	•		

- * This Consequence Delivery System Guide is to be utilized for the processing of deportable aliens. A grayed out consequence is not usually available within that specific classification, however may be utilized if the circumstances surrounding an apprehension dictate its use.
- * The use and combination of more than one consequence is highly encouraged when possible.
- * This chart is **NOT** meant to be inclusive of every deportable alien arrested or consequence available, as there will be special cases and exceptions in each classification.

• Most Effective and Efficient	• Less Effective and Efficient
• Highly Effective and Efficient	• Least Effective and Efficient
• Effective and Efficient	• Not Applicable**



U.S. Customs and
Border Protection

For Use in FY 2019

WARNING: This document is FOR OFFICIAL USE ONLY (FOUO)/LAW ENFORCEMENT SENSITIVE (LES). It contains information that may be exempt from public release under the Freedom of Information Act (5 U.S.C. 552). It is to be controlled, stored, handled, transmitted, distributed, and disposed of in accordance with DHS policy relating to FOUO information and is not to be released to the public or other personnel who do not have a valid "need-to-know" without prior approval of an authorized DHS official.



Questions – Contact Numbers

United States Border Patrol (USBP)

Analysis Branch

- Operations Officer (b)(6);(b)(7)(C): (b)(6);(b)(7)(C)
 - (b)(6);(b)(7)(C)



U.S. Customs and
Border Protection

WARNING: This document is ~~FOR OFFICIAL USE ONLY (FOUO)~~ // ~~LAW ENFORCEMENT SENSITIVE (LES)~~. It contains information that may be exempt from public release under the Freedom of Information Act (5 U.S.C. 552). It is to be controlled, stored, handled, transmitted, distributed, and disposed of in accordance with DHS policy relating to FOUO information and is not to be released to the public or other personnel who do not have a valid "need-to-know" without prior approval of an authorized DHS official.



U.S. Customs and Border Protection

WARNING: This document is ~~FOR OFFICIAL USE ONLY (FOUO)~~ / ~~LAW ENFORCEMENT SENSITIVE (LES)~~. It contains information that may be exempt from public release under the Freedom of Information Act (5 U.S.C. 552). It is to be controlled, stored, handled, transmitted, distributed, and disposed of in accordance with DHS policy relating to FOUO information and is not to be released to the public or other personnel who do not have a valid "need-to-know" without prior approval of an authorized DHS official.

Consequence Delivery System (CDS): San Diego Sector Briefing



U.S. Customs and
Border Protection

WARNING: This document is FOR OFFICIAL USE ONLY (FOUO) / LAW ENFORCEMENT SENSITIVE (LES). It contains information that may be exempt from public release under the Freedom of Information Act (5 U.S.C. 552). It is to be controlled, stored, handled, transmitted, distributed, and disposed of in accordance with DHS policy relating to FOUO information and is not to be released to the public or other personnel who do not have a valid "need-to-know" without prior approval of an authorized DHS official.

August 2020

Overview

- SDC FY20 Q3 Results
- Post-apprehension Indicators
- Performance Measurement
- Conclusion
- FY20 CDS Guide
- Questions – Contact Numbers

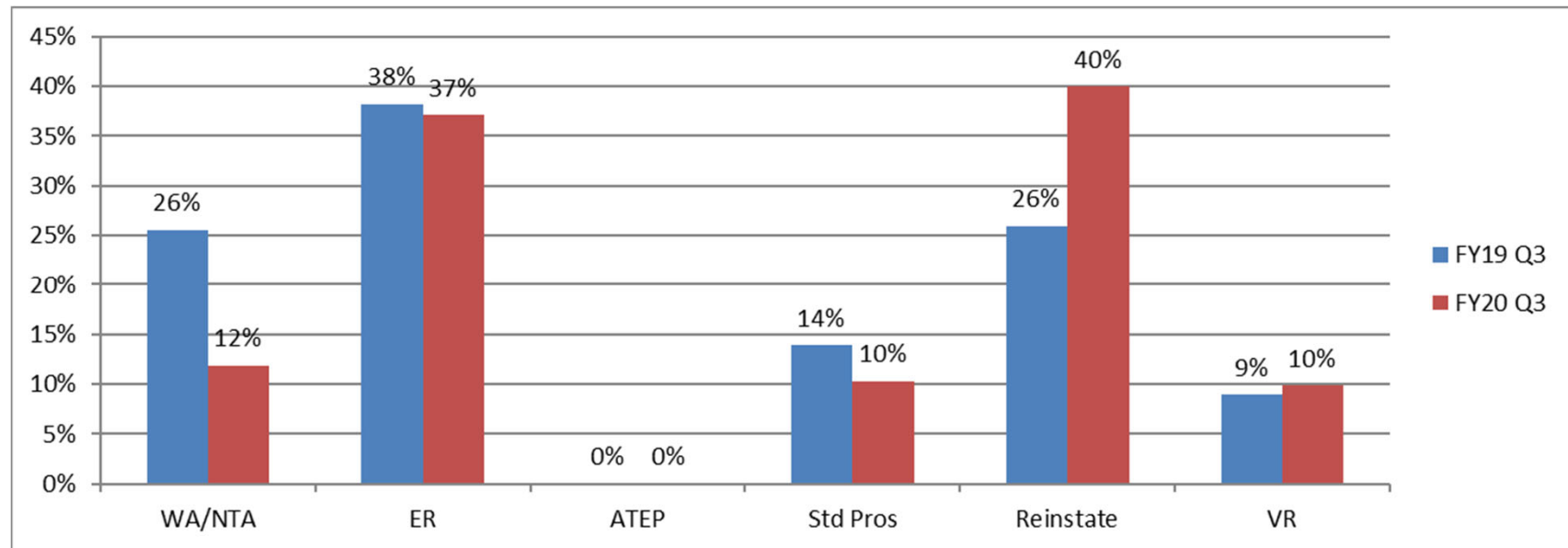


U.S. Customs and
Border Protection

WARNING: This document is ~~FOR OFFICIAL USE ONLY (FOUO)~~ / ~~LAW ENFORCEMENT SENSITIVE (LES)~~. It contains information that may be exempt from public release under the Freedom of Information Act (5 U.S.C. 552). It is to be controlled, stored, handled, transmitted, distributed, and disposed of in accordance with DHS policy relating to FOUO information and is not to be released to the public or other personnel who do not have a valid "need-to-know" without prior approval of an authorized DHS official.

SDC FY20 Q3 Results

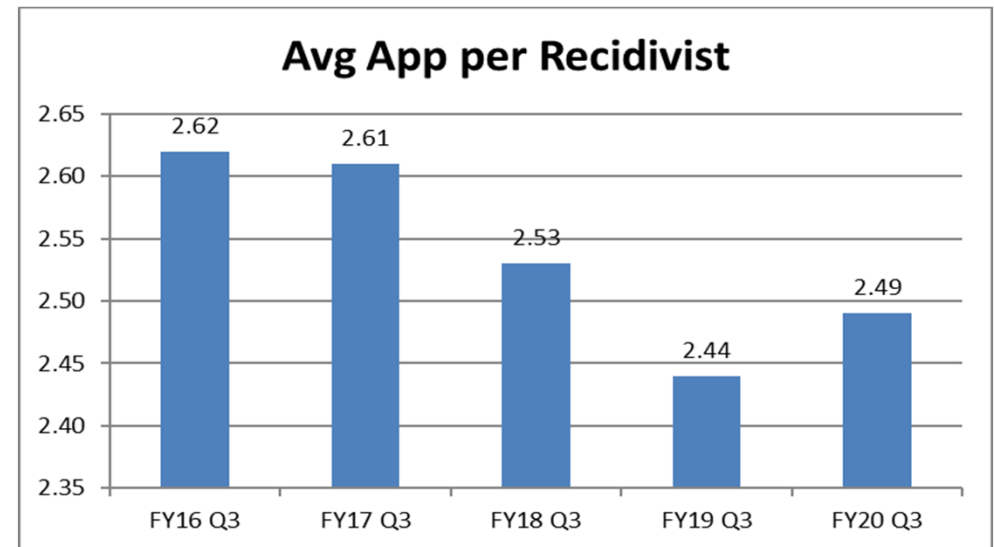
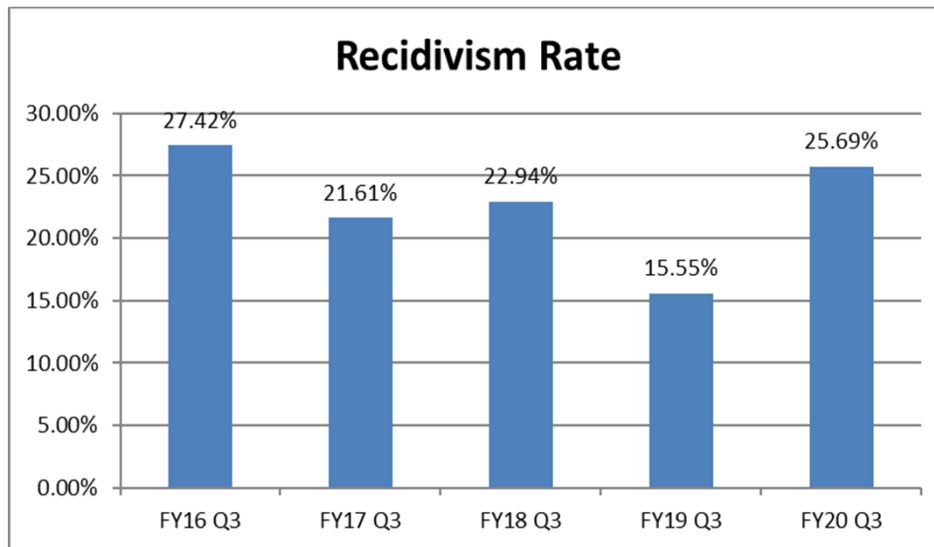
- 100% Classification Rate
 - 00 of 41,058 CDS Trackable Apps not classified
 - FIRA, SOTA, and PERA accounted for 78.86%
- Consequence Delivery in FY20 Q3 /FY19 Q3 Comparison



U.S. Customs and
Border Protection

WARNING: This document is FOR OFFICIAL USE ONLY (FOUO) / LAW ENFORCEMENT SENSITIVE (LES). It contains information that may be exempt from public release under the Freedom of Information Act (5 U.S.C. 552). It is to be controlled, stored, handled, transmitted, distributed, and disposed of in accordance with DHS policy relating to FOUO information and is not to be released to the public or other personnel who do not have a valid "need-to-know" without prior approval of an authorized DHS official.

Post-apprehension Indicators



- FY20 Q3 – FY19 Q3 Comparison
 - Primary Outcome Indicator – Recidivism Rate
 - Displacement rate decreased from 24% in FY19 Q3 to 16% in FY20 Q3
 - The # of days from apprehension to re-apprehension decreased from 24 days in FY19 Q3 to 17 days in FY20 Q3.



U.S. Customs and
Border Protection

WARNING: This document is FOR OFFICIAL USE ONLY (FOUO) / LAW ENFORCEMENT SENSITIVE (LES). It contains information that may be exempt from public release under the Freedom of Information Act (5 U.S.C. 552). It is to be controlled, stored, handled, transmitted, distributed, and disposed of in accordance with DHS policy relating to FOUO information and is not to be released to the public or other personnel who do not have a valid "need-to-know" without prior approval of an authorized DHS official.

Performance Measurement

- 100% CDS implementation.
- Recidivism rate through the application of more effective and efficient consequences.
 - 25.69% in FY20 Q3 vs 15.55% in FY19 Q3
- The average number of times a recidivist is apprehended.
 - 2.49 avg apps in FY20 Q3 vs 2.43 avg apps in FY19 Q3
- The percentage of apprehensions of deportable subjects that result in the application of the most effective and efficient consequence for each alien classification, as determined by CDS.
 - 11.95% in FY20 Q3 vs 7.34% in FY19 Q3
- The percentage of apprehensions of deportable subjects that result in the application of the least effective and efficient consequence for each alien classification, as determined by CDS.
 - 9.83% in FY20 Q3 vs 8.48% in FY19 Q3
- The Nationwide Multi-year recidivist rates for Q3:

FY	Q1	Q2	Q3	Q4	FY Total
FY2015	9.45%	9.83%	8.97%	7.97%	13.77%
FY2016	7.12%	8.58%	8.72%	7.64%	12.05%
FY2017	6.55%	6.72%	8.56%	7.80%	10.26%
FY2018	7.18%	8.21%	6.66%	5.37%	10.62%
FY2019	3.81%	3.54%	3.75%	7.24%	6.60%
FY2020TD	10.94%	11.05%	1.76%		13.25%



U.S. Customs and
Border Protection

WARNING: This document is FOR OFFICIAL USE ONLY (FOUO) / LAW ENFORCEMENT SENSITIVE (LES). It contains information that may be exempt from public release under the Freedom of Information Act (5 U.S.C. 552). It is to be controlled, stored, handled, transmitted, distributed, and disposed of in accordance with DHS policy relating to FOUO information and is not to be released to the public or other personnel who do not have a valid "need-to-know" without prior approval of an authorized DHS official.

Conclusions

- SDC trend analysis in FY20 Q3
 - Volume of work (CDS Trackable Apps) decreased
 - Use of WA/NTAs % decreased
 - Use of Reinstate % increased
 - Displacement % decreased
 - Use of most effective and efficient consequence increased
 - Days between Re-apprehension decreased



U.S. Customs and
Border Protection

WARNING: This document is ~~FOR OFFICIAL USE ONLY (FOUO)~~ / ~~LAW ENFORCEMENT SENSITIVE (LES)~~. It contains information that may be exempt from public release under the Freedom of Information Act (5 U.S.C. 552). It is to be controlled, stored, handled, transmitted, distributed, and disposed of in accordance with DHS policy relating to FOUO information and is not to be released to the public or other personnel who do not have a valid "need-to-know" without prior approval of an authorized DHS official.

SAN DIEGO SECTOR

CONSEQUENCE DELIVERY SYSTEM GUIDE

	WA/NTA	Std. Pros.	ER	Reinstate	VR
First Apprehension (BP)	•	•	•	•	•
Second/Third Apprehension (BP)	•	•	•	•	•
Persistent Alien	•	•	•	•	•
Family Unit	•		•	•	•
Suspected Smuggler	•	•	•	•	•
Targeted Smuggler	•	•	•	•	
Criminal Alien	•	•	•	•	

- * This Consequence Delivery System Guide is to be utilized for the processing of deportable aliens. A grayed out consequence is not usually available within that specific classification, however may be utilized if the circumstances surrounding an apprehension dictate its use.
- * The use and combination of more than one consequence is highly encouraged when possible.
- * This chart is **NOT** meant to be inclusive of every deportable alien arrested or consequence available, as there will be special cases and exceptions in each classification.

• Most Effective and Efficient	• Less Effective and Efficient
• Highly Effective and Efficient	• Least Effective and Efficient
• Effective and Efficient	• Not Applicable**



U.S. Customs and
Border Protection

For Use in FY 2020



Questions – Contact Numbers

United States Border Patrol (USBP)

Analysis Branch

- Assistant Chief (b)(6);(b)(7)(C): (b)(6);(b)(7)(C)
 - (b)(6);(b)(7)(C)



U.S. Customs and
Border Protection

WARNING: This document is ~~FOR OFFICIAL USE ONLY (FOUO)~~ / ~~LAW ENFORCEMENT SENSITIVE (LES)~~. It contains information that may be exempt from public release under the Freedom of Information Act (5 U.S.C. 552). It is to be controlled, stored, handled, transmitted, distributed, and disposed of in accordance with DHS policy relating to FOUO information and is not to be released to the public or other personnel who do not have a valid "need-to-know" without prior approval of an authorized DHS official.



U.S. Customs and Border Protection

WARNING: This document is ~~FOR OFFICIAL USE ONLY (FOUO)~~ / ~~LAW ENFORCEMENT SENSITIVE (LES)~~. It contains information that may be exempt from public release under the Freedom of Information Act (5 U.S.C. 552). It is to be controlled, stored, handled, transmitted, distributed, and disposed of in accordance with DHS policy relating to FOUO information and is not to be released to the public or other personnel who do not have a valid "need-to-know" without prior approval of an authorized DHS official.

Consequence Delivery System (CDS): San Diego Sector Briefing



U.S. Customs and
Border Protection

October 2017

Overview

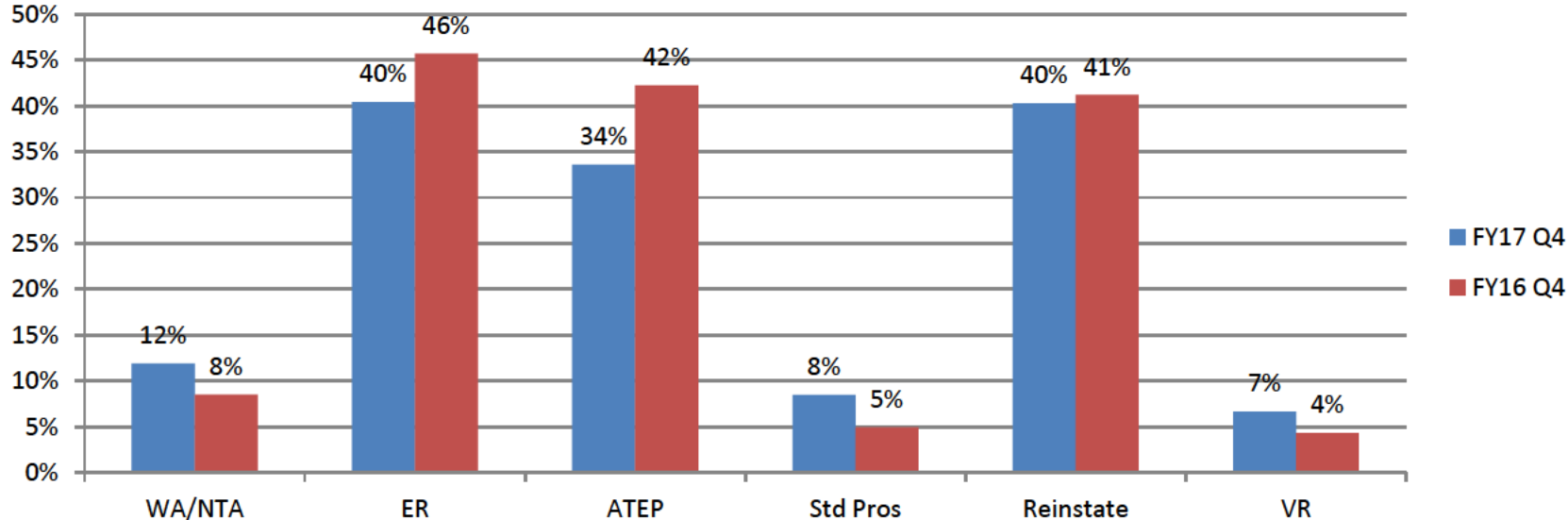
- SDC FY17 Q4 Results
- Post-apprehension Indicators
- Performance Measurement
- Conclusion
- Questions – Contact Numbers



U.S. Customs and
Border Protection

SDC FY17 Q4 Results

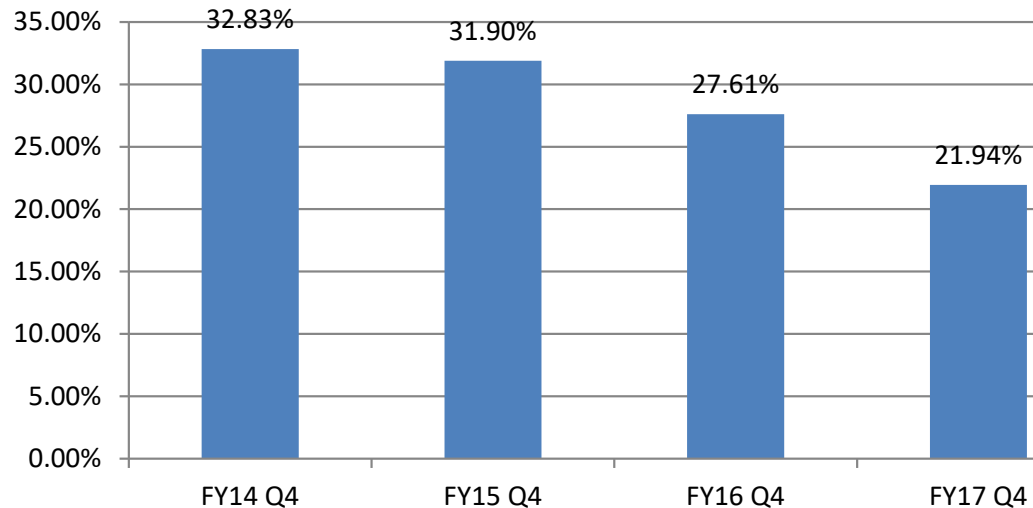
- 100% Classification Rate
 - 00 of 24,404 of CDS Trackable Apps not classified
 - FIRA, SOTA, and PERA accounted for 76.40%
- Consequence Delivery in FY16 Q4 /FY17 Q4 Comparison



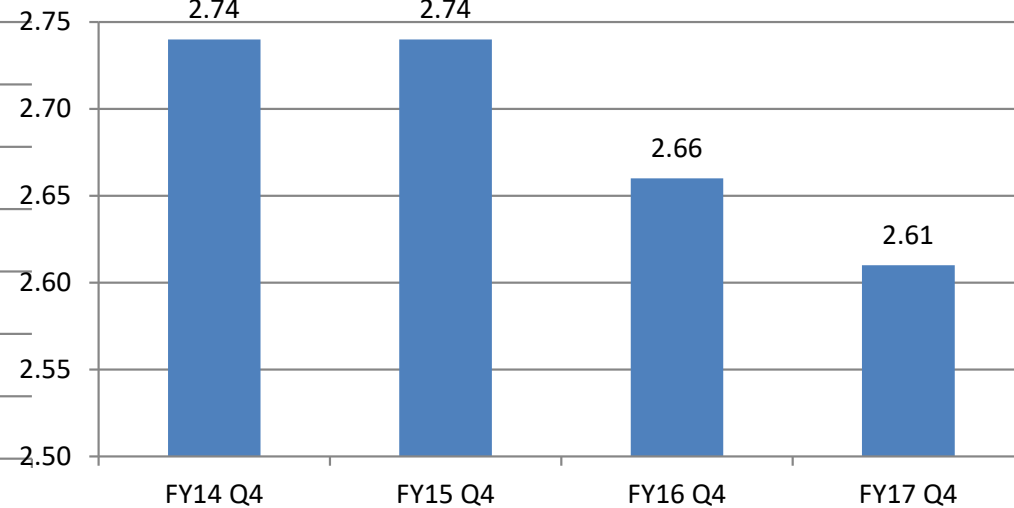
U.S. Customs and
Border Protection

Post-apprehension Indicators

Recidivism Rate



Avg App per Recidivist



- **FY16 Q4 – FY17 Q4 Comparison**
 - Primary Outcome Indicator – Recidivism Rate
 - Displacement rate decreased from 22% in FY16 Q4 to 20% in FY17 Q4
 - The # of days from CDS apprehension to re-apprehension rate increased from 26 days in FY16 Q4 to 28 days in FY17 Q4.



SAN DIEGO SECTOR

CONSEQUENCE DELIVERY SYSTEM GUIDE

	WA/NTA	Std. Pros.	Reinstate	ATEP	ER	OASISS	VR
First Apprehension (BP)	•	•	•	•	•		•
Second/Third Apprehension (BP)	•	•	•	•	•		•
Persistent Alien	•	•	•	•	•		•
Family Unit	•		•		•		•
Suspected Smuggler	•	•	•	•	•	•	•
Targeted Smuggler	•	•	•	•	•	•	
Criminal Alien	•	•	•	•	•		

- * This Consequence Delivery System Guide is to be utilized for the processing of deportable aliens. A grayed out consequence is not usually available within that specific classification, however may be utilized if the circumstances surrounding an apprehension dictate its use.
- * The use and combination of more than one consequence is highly encouraged when possible.
- * This chart is **NOT** meant to be inclusive of every deportable alien arrested or consequence available, as there will be special cases and exceptions in each classification.

• Most Effective and Efficient	• Less Effective and Efficient
• Highly Effective and Efficient	• Least Effective and Efficient
• Effective and Efficient	• Not Applicable**



U.S. Customs and
Border Protection

For Use in FY 2017



Performance Measurement

- 100% CDS implementation.
- Recidivism rate through the application of more effective and efficient consequences.
 - 21.94% in FY17 Q4, FY16 Q4 27.61%
- The average number of times a recidivist is apprehended.
 - 2.61 avg apps in FY17Q4, FY16 Q4 2.66 avg apps
- The percentage of apprehensions of deportable subjects that result in the application of the most effective and efficient consequence for each alien classification, as determined by CDS.
 - 11.92% in FY17 Q4, FY16 Q4 6.60%
- The percentage of apprehensions of deportable subjects that result in the application of the least effective and efficient consequence for each alien classification, as determined by CDS.
 - 6.67% in FY17 Q4, FY16 Q4 7.20%



Conclusions

- SDC trend analysis in FY17 Q4
 - Volume of work (CDS Trackable Apps) decreased
 - Use of VRs and WA/NTAs increased
 - Use of ATEP and ER decreased
 - Displacement % decreased
 - Use of Standard Prosecution increased
 - Use of most effective and efficient consequence increased



Questions – Contact Numbers

Office of Border Patrol (OBP)

Analysis Branch

- Operations Officer (b)(6);(b)(7)(C): (b)(6);(b)(7)(C)
 - (b)(6);(b)(7)(C)



U.S. Customs and
Border Protection



U.S. Customs and Border Protection

Consequence Delivery System (CDS): San Diego Sector Briefing



U.S. Customs and
Border Protection

WARNING: This document is FOR OFFICIAL USE ONLY (FOUO)/LAW ENFORCEMENT SENSITIVE (LES). It contains information that may be exempt from public release under the Freedom of Information Act (5 U.S.C. 552). It is to be controlled, stored, handled, transmitted, distributed, and disposed of in accordance with DHS policy relating to FOUO information and is not to be released to the public or other personnel who do not have a valid "need-to-know" without prior approval of an authorized DHS official.

December 2018

Overview

- SDC FY18 Q4 Results
- Post-apprehension Indicators
- Performance Measurement
- Conclusion
- Questions – Contact Numbers

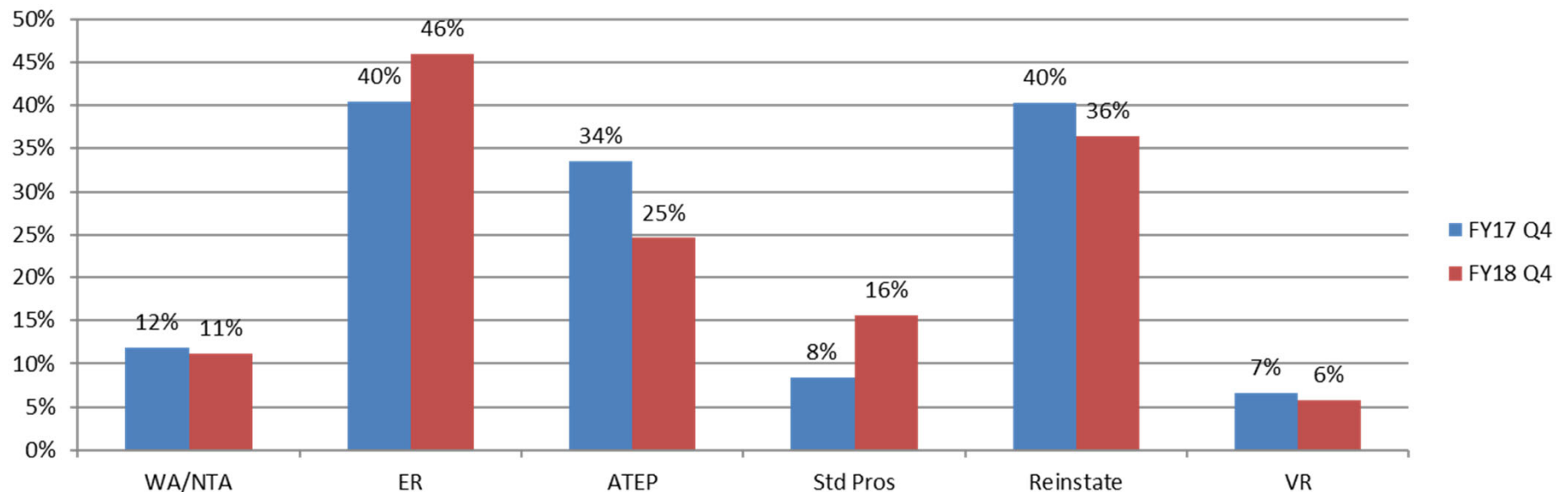


U.S. Customs and
Border Protection

WARNING: This document is FOR OFFICIAL USE ONLY (FOUO) / LAW ENFORCEMENT SENSITIVE (LES). It contains information that may be exempt from public release under the Freedom of Information Act (5 U.S.C. 552). It is to be controlled, stored, handled, transmitted, distributed, and disposed of in accordance with DHS policy relating to FOUO information and is not to be released to the public or other personnel who do not have a valid "need-to-know" without prior approval of an authorized DHS official.

SDC FY18 Q4 Results

- 99.9% Classification Rate
 - 1 of 36,298 of CDS Trackable Apps not classified
 - FIRA, SOTA, and PERA accounted for 81.68%
- Consequence Delivery in FY17 Q4 /FY18 Q4 Comparison

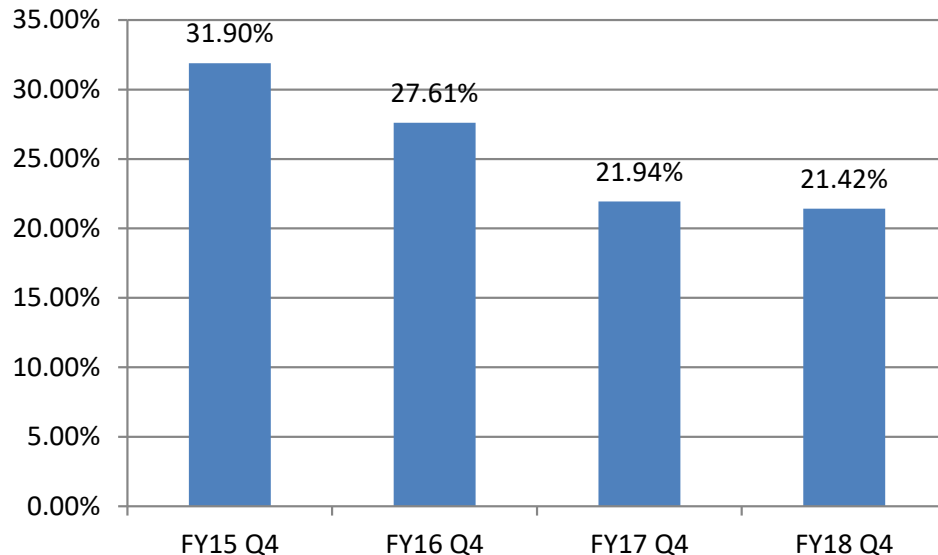


U.S. Customs and
Border Protection

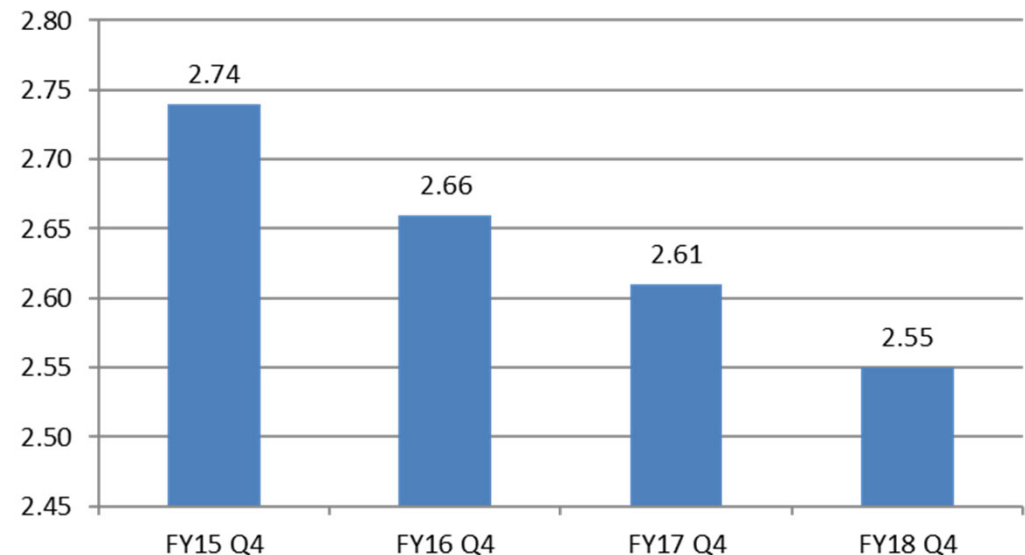
WARNING: This document is FOR OFFICIAL USE ONLY (FOUO) / LAW ENFORCEMENT SENSITIVE (LES). It contains information that may be exempt from public release under the Freedom of Information Act (5 U.S.C. 552). It is to be controlled, stored, handled, transmitted, distributed, and disposed of in accordance with DHS policy relating to FOUO information and is not to be released to the public or other personnel who do not have a valid "need-to-know" without prior approval of an authorized DHS official.

Post-apprehension Indicators

Recidivism Rate



Avg App per Recidivist



- FY17 Q4 – FY18 Q4 Comparison
 - Primary Outcome Indicator – Recidivism Rate
 - Displacement rate increased from 20% in FY17 Q4 to 24% in FY18 Q4



U.S. Customs and
Border Protection

WARNING: This document is FOR OFFICIAL USE ONLY (FOUO) / LAW ENFORCEMENT SENSITIVE (LES). It contains information that may be exempt from public release under the Freedom of Information Act (5 U.S.C. 552). It is to be controlled, stored, handled, transmitted, distributed, and disposed of in accordance with DHS policy relating to FOUO information and is not to be released to the public or other personnel who do not have a valid "need-to-know" without prior approval of an authorized DHS official.

Performance Measurement

- 100% CDS implementation.
- Recidivism rate through the application of more effective and efficient consequences.
 - 21.42% in FY18 Q4, 21.94% in FY17 Q4
- The average number of times a recidivist is apprehended.
 - 2.55 avg apps in FY18 Q4, 2.61 avg apps in FY17 Q4
- The percentage of apprehensions of deportable subjects that result in the application of the most effective and efficient consequence for each alien classification, as determined by CDS.
 - 43.11% in FY18 Q4, 11.92% in FY17 Q4
- The percentage of apprehensions of deportable subjects that result in the application of the least effective and efficient consequence for each alien classification, as determined by CDS.
 - 5.88% in FY18 Q4, 6.67% in FY17 Q4
- The Nationwide Multi-year recidivist rates for Q4:
 - FY15 7.97%, FY16 7.64%, FY17 7.80%, FY18 5.37%.



U.S. Customs and
Border Protection

WARNING: This document is FOR OFFICIAL USE ONLY (FOUO) / LAW ENFORCEMENT SENSITIVE (LES). It contains information that may be exempt from public release under the Freedom of Information Act (5 U.S.C. 552). It is to be controlled, stored, handled, transmitted, distributed, and disposed of in accordance with DHS policy relating to FOUO information and is not to be released to the public or other personnel who do not have a valid "need-to-know" without prior approval of an authorized DHS official.

Conclusions

- SDC trend analysis in FY18 Q4
 - Volume of work (CDS Trackable Apps) increased
 - Use of ATEP decreased
 - Use of ER, and Standard Prosecution increased
 - Displacement % increased
 - Use of most effective and efficient consequence increased
 - Avg. App. Per recidivist decreased



U.S. Customs and
Border Protection

WARNING: This document is ~~FOR OFFICIAL USE ONLY (FOUO)~~ / ~~LAW ENFORCEMENT SENSITIVE (LES)~~. It contains information that may be exempt from public release under the Freedom of Information Act (5 U.S.C. 552). It is to be controlled, stored, handled, transmitted, distributed, and disposed of in accordance with DHS policy relating to FOUO information and is not to be released to the public or other personnel who do not have a valid "need-to-know" without prior approval of an authorized DHS official.

SAN DIEGO SECTOR

CONSEQUENCE DELIVERY SYSTEM GUIDE

	ER	Std. Pros.	ATEP	Reinstate	WA/NTA	OASISS	VR
First Apprehension (BP)	•	•	•	•	•		•
Second/Third Apprehension (BP)	•	•	•	•	•		•
Persistent Alien	•	•	•	•	•		•
Family Unit	•			•	•		•
Suspected Smuggler	•	•	•	•	•	•	•
Targeted Smuggler	•	•	•	•	•	•	
Criminal Alien	•	•	•	•	•		

- * This Consequence Delivery System Guide is to be utilized for the processing of deportable aliens. A grayed out consequence is not usually available within that specific classification, however may be utilized if the circumstances surrounding an apprehension dictate its use.
- * The use and combination of more than one consequence is highly encouraged when possible.
- * This chart is **NOT** meant to be inclusive of every deportable alien arrested or consequence available, as there will be special cases and exceptions in each classification.

• Most Effective and Efficient	• Less Effective and Efficient
• Highly Effective and Efficient	• Least Effective and Efficient
• Effective and Efficient	• Not Applicable**



U.S. Customs and
Border Protection

For Use in FY 2018

WARNING: This document is FOR OFFICIAL USE ONLY (FOUO) / LAW ENFORCEMENT SENSITIVE (LES). It contains information that may be exempt from public release under the Freedom of Information Act (5 U.S.C. 552). It is to be controlled, stored, handled, transmitted, distributed, and disposed of in accordance with DHS policy relating to FOUO information and is not to be released to the public or other personnel who do not have a valid "need-to-know" without prior approval of an authorized DHS official.



Questions – Contact Numbers

United States Border Patrol (USBP)

Analysis Branch

- Operations Officer (b)(6);(b)(7)(C): (b)(6);(b)(7)(C)
 - (b)(6);(b)(7)(C)



U.S. Customs and
Border Protection

WARNING: This document is ~~FOR OFFICIAL USE ONLY (FOUO)~~ // ~~LAW ENFORCEMENT SENSITIVE (LES)~~. It contains information that may be exempt from public release under the Freedom of Information Act (5 U.S.C. 552). It is to be controlled, stored, handled, transmitted, distributed, and disposed of in accordance with DHS policy relating to FOUO information and is not to be released to the public or other personnel who do not have a valid "need-to-know" without prior approval of an authorized DHS official.



U.S. Customs and Border Protection

WARNING: This document is ~~FOR OFFICIAL USE ONLY (FOUO)~~ / ~~LAW ENFORCEMENT SENSITIVE (LES)~~. It contains information that may be exempt from public release under the Freedom of Information Act (5 U.S.C. 552). It is to be controlled, stored, handled, transmitted, distributed, and disposed of in accordance with DHS policy relating to FOUO information and is not to be released to the public or other personnel who do not have a valid "need-to-know" without prior approval of an authorized DHS official.

Consequence Delivery System (CDS): San Diego Sector Briefing



U.S. Customs and
Border Protection

WARNING: This document is FOR OFFICIAL USE ONLY (FOUO)/LAW ENFORCEMENT SENSITIVE (LES). It contains information that may be exempt from public release under the Freedom of Information Act (5 U.S.C. 552). It is to be controlled, stored, handled, transmitted, distributed, and disposed of in accordance with DHS policy relating to FOUO information and is not to be released to the public or other personnel who do not have a valid "need-to-know" without prior approval of an authorized DHS official.

October 2019

Overview

- SDC FY19 Q4 Results
- Post-apprehension Indicators
- Performance Measurement
- Conclusion
- Questions – Contact Numbers

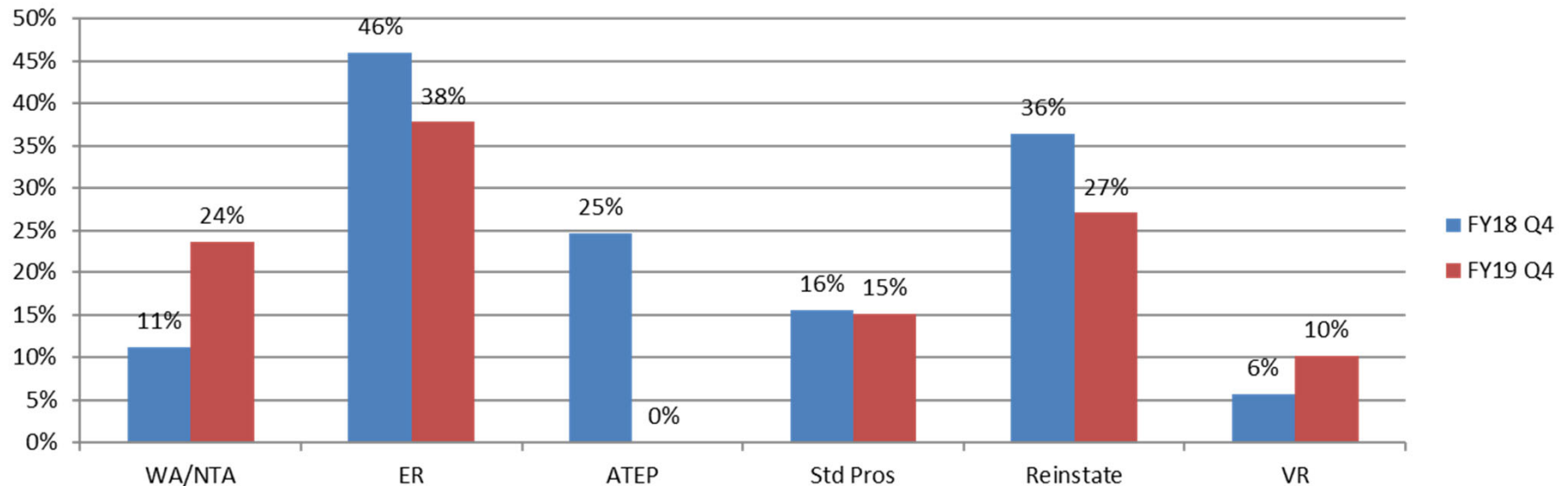


U.S. Customs and
Border Protection

WARNING: This document is ~~FOR OFFICIAL USE ONLY (FOUO)~~ / ~~LAW ENFORCEMENT SENSITIVE (LES)~~. It contains information that may be exempt from public release under the Freedom of Information Act (5 U.S.C. 552). It is to be controlled, stored, handled, transmitted, distributed, and disposed of in accordance with DHS policy relating to FOUO information and is not to be released to the public or other personnel who do not have a valid "need-to-know" without prior approval of an authorized DHS official.

SDC FY19 Q4 Results

- 100% Classification Rate
 - 0 of 50,739 CDS Trackable Apps not classified
 - FIRA, SOTA, and PERA accounted for 73.06% of Apps
- Consequence Delivery in FY18 Q4 /FY19 Q4 Comparison

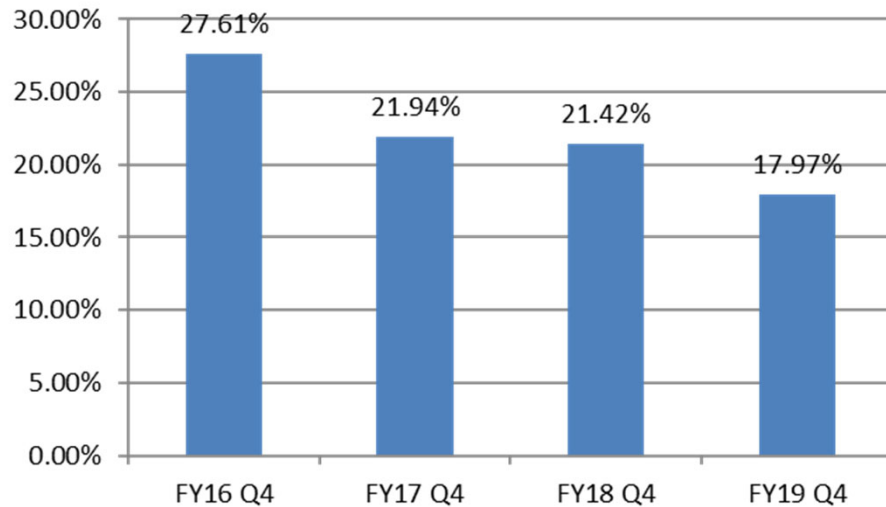


U.S. Customs and
Border Protection

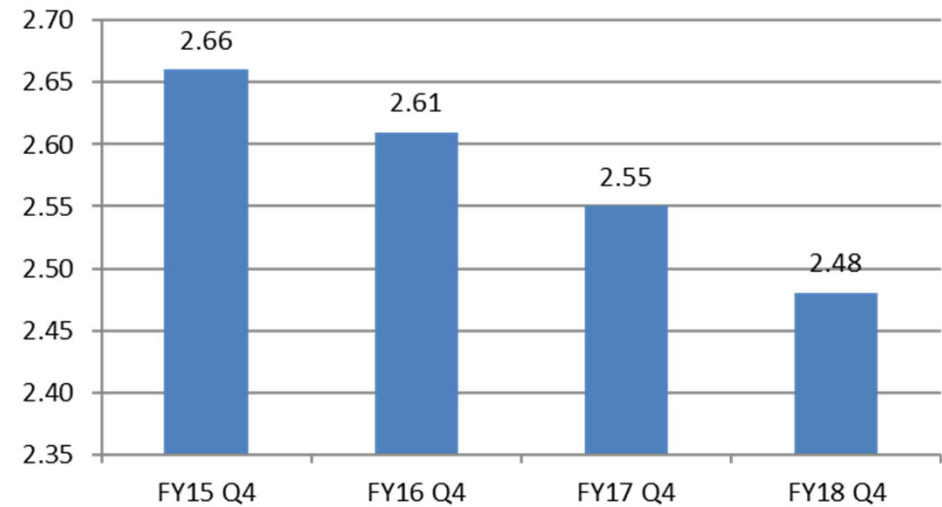
WARNING: This document is FOR OFFICIAL USE ONLY (FOUO) / LAW ENFORCEMENT SENSITIVE (LES). It contains information that may be exempt from public release under the Freedom of Information Act (5 U.S.C. 552). It is to be controlled, stored, handled, transmitted, distributed, and disposed of in accordance with DHS policy relating to FOUO information and is not to be released to the public or other personnel who do not have a valid "need-to-know" without prior approval of an authorized DHS official.

Post-apprehension Indicators

Recidivism Rate



Avg App per Recidivist



- FY18 Q4 – FY19 Q4 Comparison
 - Primary Outcome Indicator – Recidivism Rate
 - Displacement rate stayed constant at 24% for FY18 & FY19 Q4



U.S. Customs and
Border Protection

WARNING: This document is FOR OFFICIAL USE ONLY (FOUO) / LAW ENFORCEMENT SENSITIVE (LES). It contains information that may be exempt from public release under the Freedom of Information Act (5 U.S.C. 552). It is to be controlled, stored, handled, transmitted, distributed, and disposed of in accordance with DHS policy relating to FOUO information and is not to be released to the public or other personnel who do not have a valid "need-to-know" without prior approval of an authorized DHS official.

Performance Measurement

- Recidivism rate through the application of more effective and efficient consequences.
 - 21.42% in FY18 Q4, 17.97% in FY19 Q4
- The average number of times a recidivist is apprehended.
 - 2.55 avg apps in FY18 Q4, 2.44avg apps in FY19 Q4
- The percentage of apprehensions of deportable subjects that result in the application of the most effective and efficient consequence for each alien classification, as determined by CDS.
 - 43.11% in FY18 Q4, 7.57% in FY19 Q4
- The percentage of apprehensions of deportable subjects that result in the application of the least effective and efficient consequence for each alien classification, as determined by CDS.
 - 5.88% in FY18 Q4, 10.20% in FY19 Q4
- The Nationwide Multi-year recidivist rates for Q4:

FY	Q4
FY2015	7.97%
FY2016	7.64%
FY2017	7.80%
FY2018	5.37%
FY2019	7.24%



U.S. Customs and
Border Protection

WARNING: This document is ~~FOR OFFICIAL USE ONLY (FOUO)~~ / ~~LAW ENFORCEMENT SENSITIVE (LES)~~. It contains information that may be exempt from public release under the Freedom of Information Act (5 U.S.C. 552). It is to be controlled, stored, handled, transmitted, distributed, and disposed of in accordance with DHS policy relating to FOUO information and is not to be released to the public or other personnel who do not have a valid "need-to-know" without prior approval of an authorized DHS official.

Conclusions

- SDC trend analysis in FY19 Q4
 - Volume of work (CDS Trackable Apps) increased
 - Use of WA/NTA and VR increased
 - Average days between re-apprehension increased
 - Use of most effective and efficient consequence decreased from 43.11% in FY18 to 7.57% in FY19
 - Avg. App. Per recidivist decreased
 - Recidivism Rate decreased



U.S. Customs and
Border Protection

WARNING: This document is ~~FOR OFFICIAL USE ONLY (FOUO)~~ / ~~LAW ENFORCEMENT SENSITIVE (LES)~~. It contains information that may be exempt from public release under the Freedom of Information Act (5 U.S.C. 552). It is to be controlled, stored, handled, transmitted, distributed, and disposed of in accordance with DHS policy relating to FOUO information and is not to be released to the public or other personnel who do not have a valid "need-to-know" without prior approval of an authorized DHS official.

SAN DIEGO SECTOR

CONSEQUENCE DELIVERY SYSTEM GUIDE

	WA/NTA	Std. Pros.	ER	Reinstate	ATEP	OASISS	VR
First Apprehension (BP)	•	•	•	•	•		•
Second/Third Apprehension (BP)	•	•	•	•	•		•
Persistent Alien	•	•	•	•	•		•
Family Unit	•		•	•	•		•
Suspected Smuggler	•	•	•	•	•	•	•
Targeted Smuggler	•	•	•	•	•	•	
Criminal Alien	•	•	•	•	•		

- * This Consequence Delivery System Guide is to be utilized for the processing of deportable aliens. A grayed out consequence is not usually available within that specific classification, however may be utilized if the circumstances surrounding an apprehension dictate its use.
- * The use and combination of more than one consequence is highly encouraged when possible.
- * This chart is **NOT** meant to be inclusive of every deportable alien arrested or consequence available, as there will be special cases and exceptions in each classification.

• Most Effective and Efficient	• Less Effective and Efficient
• Highly Effective and Efficient	• Least Effective and Efficient
• Effective and Efficient	• Not Applicable**



U.S. Customs and
Border Protection

For Use in FY 2019

WARNING: This document is FOR OFFICIAL USE ONLY (FOUO)/LAW ENFORCEMENT SENSITIVE (LES). It contains information that may be exempt from public release under the Freedom of Information Act (5 U.S.C. 552). It is to be controlled, stored, handled, transmitted, distributed, and disposed of in accordance with DHS policy relating to FOUO information and is not to be released to the public or other personnel who do not have a valid "need-to-know" without prior approval of an authorized DHS official.



Questions – Contact Numbers

United States Border Patrol (USBP)

Analysis Branch

- Assistant Chief (b)(6);(b)(7)(C): (b)(6);(b)(7)(C)
 - (b)(6);(b)(7)(C)



U.S. Customs and
Border Protection

WARNING: This document is ~~FOR OFFICIAL USE ONLY (FOUO)~~ // ~~LAW ENFORCEMENT SENSITIVE (LES)~~. It contains information that may be exempt from public release under the Freedom of Information Act (5 U.S.C. 552). It is to be controlled, stored, handled, transmitted, distributed, and disposed of in accordance with DHS policy relating to FOUO information and is not to be released to the public or other personnel who do not have a valid "need-to-know" without prior approval of an authorized DHS official.



U.S. Customs and Border Protection

WARNING: This document is ~~FOR OFFICIAL USE ONLY (FOUO)~~ / ~~LAW ENFORCEMENT SENSITIVE (LES)~~. It contains information that may be exempt from public release under the Freedom of Information Act (5 U.S.C. 552). It is to be controlled, stored, handled, transmitted, distributed, and disposed of in accordance with DHS policy relating to FOUO information and is not to be released to the public or other personnel who do not have a valid "need-to-know" without prior approval of an authorized DHS official.

Consequence Delivery System (CDS): San Diego Sector Briefing



U.S. Customs and
Border Protection

WARNING: This document is FOR OFFICIAL USE ONLY (FOUO) / LAW ENFORCEMENT SENSITIVE (LES). It contains information that may be exempt from public release under the Freedom of Information Act (5 U.S.C. 552). It is to be controlled, stored, handled, transmitted, distributed, and disposed of in accordance with DHS policy relating to FOUO information and is not to be released to the public or other personnel who do not have a valid "need-to-know" without prior approval of an authorized DHS official.

FY2020

Overview

- SDC FY20 Q4 Results
- Post-apprehension Indicators
- Performance Measurement
- Conclusion
- FY20 SDC CDS Guide
- Questions – Contact Numbers

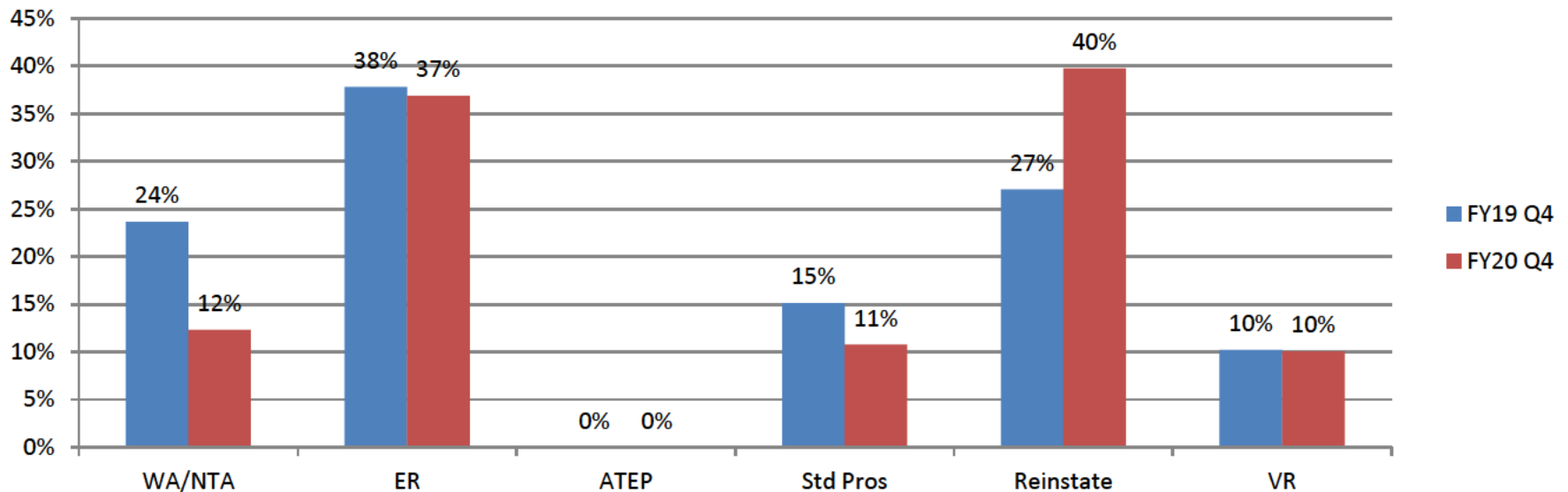


U.S. Customs and
Border Protection

WARNING: This document is ~~FOR OFFICIAL USE ONLY (FOUO)~~ / ~~LAW ENFORCEMENT SENSITIVE (LES)~~. It contains information that may be exempt from public release under the Freedom of Information Act (5 U.S.C. 552). It is to be controlled, stored, handled, transmitted, distributed, and disposed of in accordance with DHS policy relating to FOUO information and is not to be released to the public or other personnel who do not have a valid "need-to-know" without prior approval of an authorized DHS official.

SDC FY20 Q4 Results

- 100% Classification Rate
 - 0 of 23,104 CDS Trackable Apps not classified
 - FIRA, SOTA, and PERA accounted for 78.58% of Apps
- Consequence Delivery in FY19 Q4 /FY20 Q4 Comparison

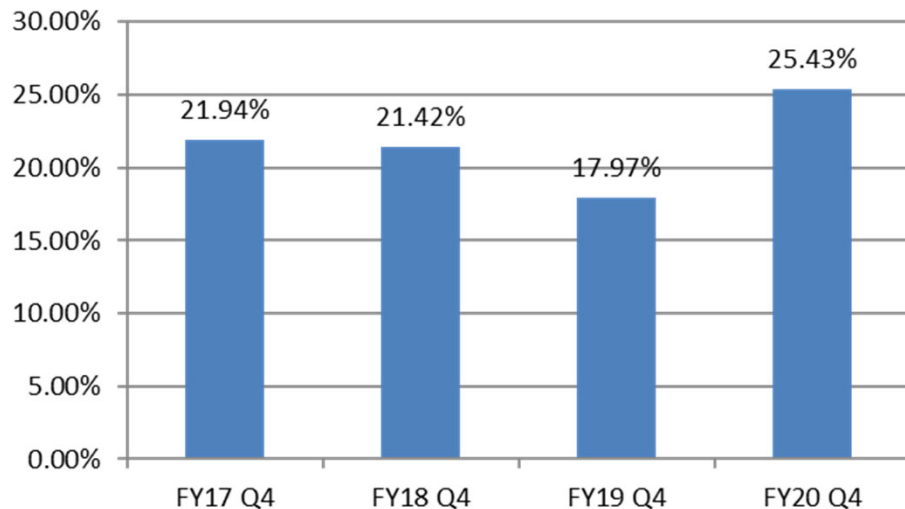


U.S. Customs and
Border Protection

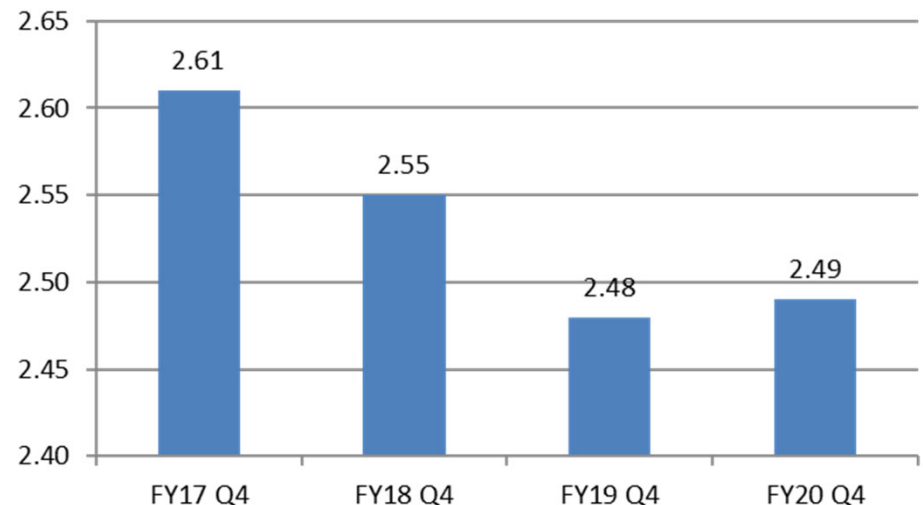
WARNING: This document is ~~FOR OFFICIAL USE ONLY (FOUO) / LAW ENFORCEMENT SENSITIVE (LES)~~. It contains information that may be exempt from public release under the Freedom of Information Act (5 U.S.C. 552). It is to be controlled, stored, handled, transmitted, distributed, and disposed of in accordance with DHS policy relating to FOUO information and is not to be released to the public or other personnel who do not have a valid "need-to-know" without prior approval of an authorized DHS official.

Post-apprehension Indicators

Recidivism Rate



Avg App per Recidivist



- FY19 Q4 – FY20 Q4 Comparison
 - Primary Outcome Indicator – Recidivism Rate
 - Displacement rate decreased 7%, 24% for FY19 Q4 vs 17% for FY20 Q4



U.S. Customs and
Border Protection

WARNING: This document is FOR OFFICIAL USE ONLY (FOUO) / LAW ENFORCEMENT SENSITIVE (LES). It contains information that may be exempt from public release under the Freedom of Information Act (5 U.S.C. 552). It is to be controlled, stored, handled, transmitted, distributed, and disposed of in accordance with DHS policy relating to FOUO information and is not to be released to the public or other personnel who do not have a valid "need-to-know" without prior approval of an authorized DHS official.

Performance Measurement

- Recidivism rate through the application of more effective and efficient consequences.
 - 17.97% in FY19 Q4, 17.97% in FY20 Q4
- The average number of times a recidivist is apprehended.
 - 2.44 avg apps in FY19 Q4, 2.44avg apps in FY20 Q4
- The percentage of apprehensions of deportable subjects that result in the application of the most effective and efficient consequence for each alien classification, as determined by CDS.
 - 7.57% in FY19 Q4, 12.48% in FY20 Q4
- The percentage of apprehensions of deportable subjects that result in the application of the least effective and efficient consequence for each alien classification, as determined by CDS.
 - 10.20% in FY19 Q4, 10.07% in FY20 Q4
- The Nationwide Multi-year recidivist rates:

FY	Q1	Q2	Q3	Q4	FY Total
FY2015	9.45%	9.83%	8.97%	7.97%	13.77%
FY2016	7.12%	8.58%	8.72%	7.64%	12.05%
FY2017	6.55%	6.72%	8.56%	7.80%	10.26%
FY2018	7.18%	8.21%	6.66%	5.37%	10.62%
FY2019	3.81%	3.54%	3.75%	7.24%	6.60%
FY2020	10.94%	11.05%	1.74%	3.48%	12.87%



U.S. Customs and
Border Protection

WARNING: This document is ~~FOR OFFICIAL USE ONLY (FOUO)~~ / ~~LAW ENFORCEMENT SENSITIVE (LES)~~. It contains information that may be exempt from public release under the Freedom of Information Act (5 U.S.C. 552). It is to be controlled, stored, handled, transmitted, distributed, and disposed of in accordance with DHS policy relating to FOUO information and is not to be released to the public or other personnel who do not have a valid "need-to-know" without prior approval of an authorized DHS official.

Conclusions

- SDC trend analysis in FY20 Q4
 - Volume of work (CDS Trackable Apps) decreased
 - Use of Reinstatement increased, use of all other consequences decreased
 - Average days between re-apprehension decreased from 29-days in FY19 to 18-days in FY20
 - Use of most effective and efficient consequence increased from 7.57% in FY19 to 12.48% in FY20
 - Recidivism Rate Increased



U.S. Customs and
Border Protection

WARNING: This document is ~~FOR OFFICIAL USE ONLY (FOUO)~~ / ~~LAW ENFORCEMENT SENSITIVE (LES)~~. It contains information that may be exempt from public release under the Freedom of Information Act (5 U.S.C. 552). It is to be controlled, stored, handled, transmitted, distributed, and disposed of in accordance with DHS policy relating to FOUO information and is not to be released to the public or other personnel who do not have a valid "need-to-know" without prior approval of an authorized DHS official.

SAN DIEGO SECTOR

CONSEQUENCE DELIVERY SYSTEM GUIDE

	WA/NTA	Std. Pros.	ER	Reinstate	VR
First Apprehension (BP)	•	•	•	•	•
Second/Third Apprehension (BP)	•	•	•	•	•
Persistent Alien	•	•	•	•	•
Family Unit	•		•	•	•
Suspected Smuggler	•	•	•	•	•
Targeted Smuggler	•	•	•	•	
Criminal Alien	•	•	•	•	

- * This Consequence Delivery System Guide is to be utilized for the processing of deportable aliens. A grayed out consequence is not usually available within that specific classification, however may be utilized if the circumstances surrounding an apprehension dictate its use.
- * The use and combination of more than one consequence is highly encouraged when possible.
- * This chart is **NOT** meant to be inclusive of every deportable alien arrested or consequence available, as there will be special cases and exceptions in each classification.

• Most Effective and Efficient	• Less Effective and Efficient
• Highly Effective and Efficient	• Least Effective and Efficient
• Effective and Efficient	• Not Applicable**



U.S. Customs and
Border Protection

For Use in FY 2020



Questions – Contact Numbers

United States Border Patrol (USBP)

Strategic Planning and Analysis Directorate

- Assistant Chief (b)(6);(b)(7)(C): (b)(6);(b)(7)(C)
 - (b)(6);(b)(7)(C)



U.S. Customs and
Border Protection

WARNING: This document is ~~FOR OFFICIAL USE ONLY (FOUO)~~ // ~~LAW ENFORCEMENT SENSITIVE (LES)~~. It contains information that may be exempt from public release under the Freedom of Information Act (5 U.S.C. 552). It is to be controlled, stored, handled, transmitted, distributed, and disposed of in accordance with DHS policy relating to FOUO information and is not to be released to the public or other personnel who do not have a valid "need-to-know" without prior approval of an authorized DHS official.



U.S. Customs and Border Protection

WARNING: This document is ~~FOR-OFFICIAL-USE-ONLY (FOUO)~~ / ~~LAW ENFORCEMENT SENSITIVE (LES)~~. It contains information that may be exempt from public release under the Freedom of Information Act (5 U.S.C. 552). It is to be controlled, stored, handled, transmitted, distributed, and disposed of in accordance with DHS policy relating to FOUO information and is not to be released to the public or other personnel who do not have a valid "need-to-know" without prior approval of an authorized DHS official.