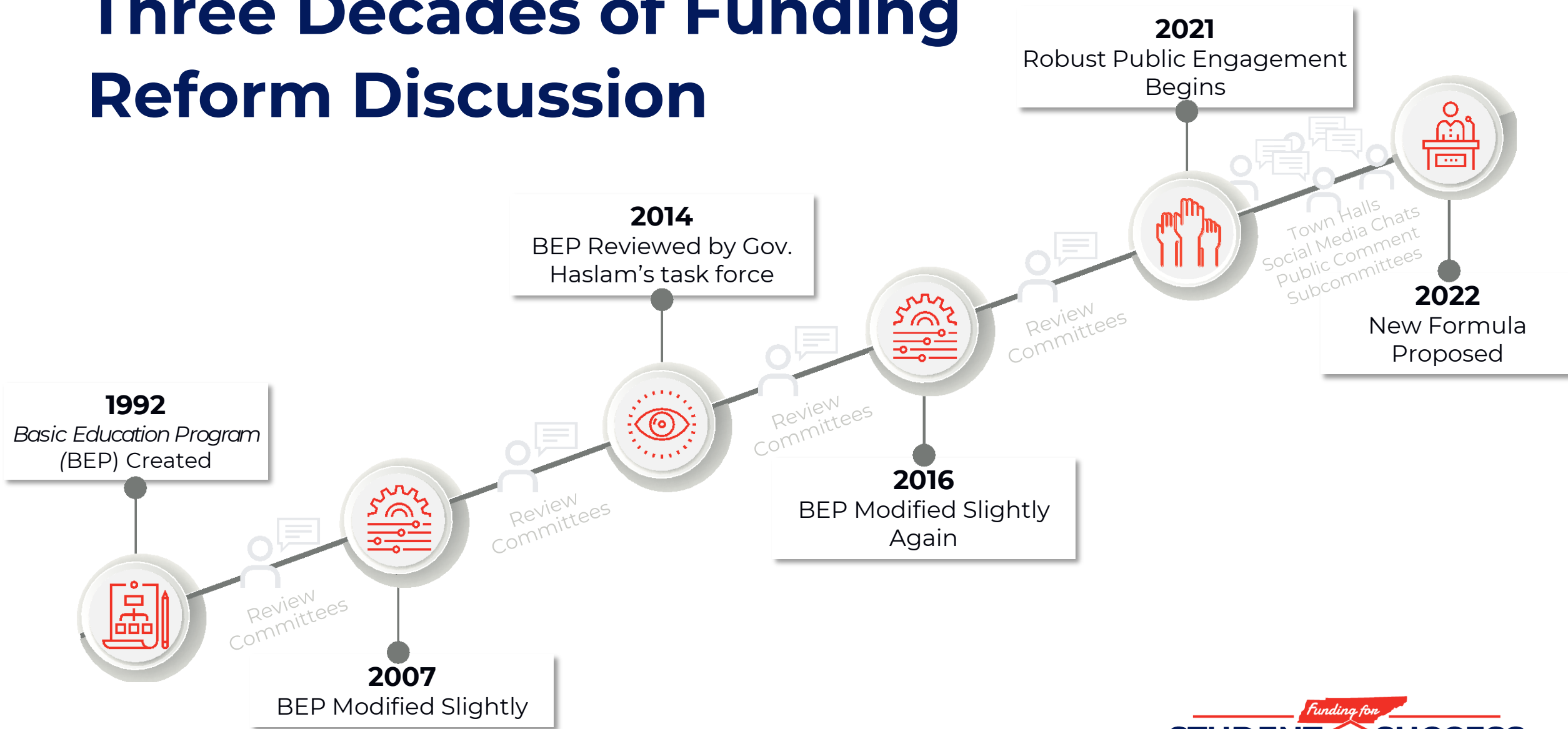



Bill Breakdown

The Tennessee Investment in Student Achievement (TISA)



Three Decades of Funding Reform Discussion






1000s

of public comments

representing Tennesseans across the state



Potential Next Steps

1

- Bill is introduced

2

- Bill is heard and discussed in at least 7 committees

3

- Bill is voted on by the Senate and House

4

- Bill is signed by governor, if passed

5

- Bill becomes law

Tennessee Investment in Student Achievement is designed to...



Empower each student to read proficiently by third grade.



Prepare each high school graduate to succeed in the postsecondary program or career of the graduate's choice.



Provide each student with the resources needed to succeed, regardless of the student's individual circumstances.

Formula Breakdown

Overall Funding Landscape

\$9B 

in total education
funding for 2024
(state and local)

\$1B 

in new recurring state funds
(\$250M FY23 and \$750M FY24)

\$750M 

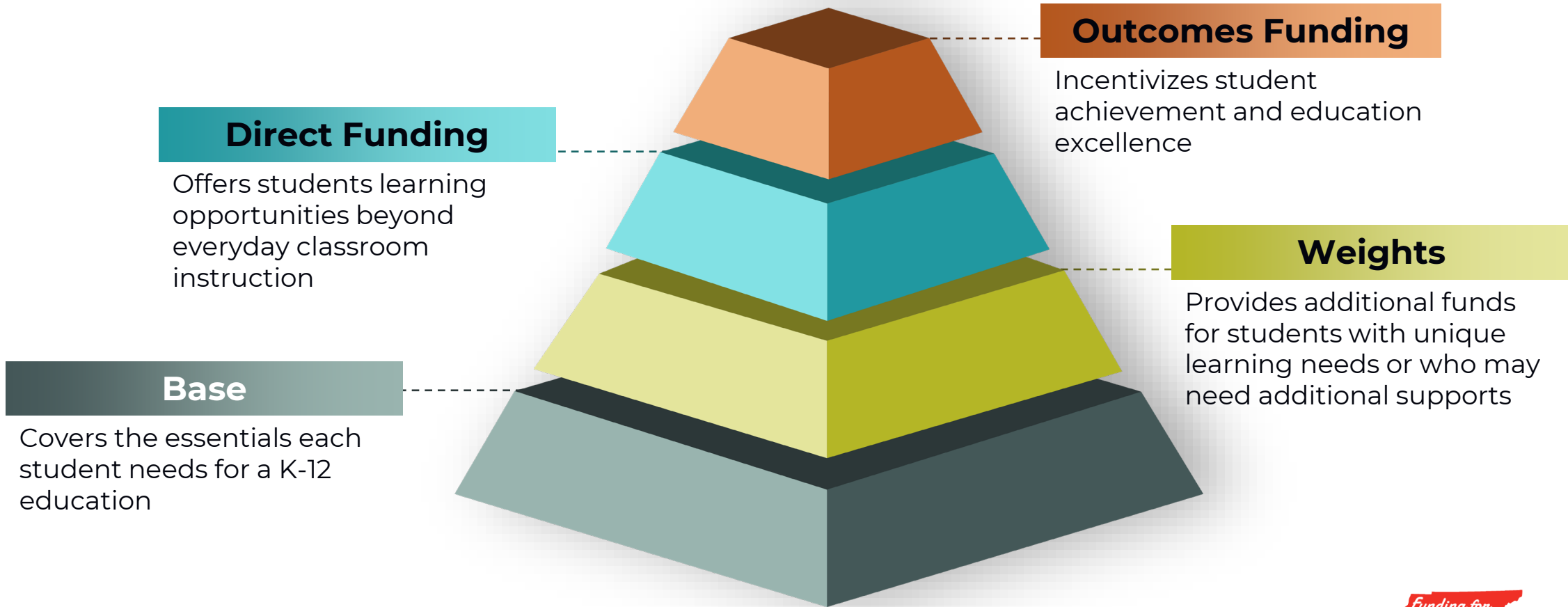
in one-time state funds
in FY23

Biggest Take-aways

- **Districts:** Districts would receive more funding under the TISA than they would under the BEP (assuming stable enrollment).
- **Local:** The total local contribution does not increase for another 4 years. In FY27, the increase is similar to what districts would normally experience.
- **Note:** If the General Assembly were to put \$1B into the BEP, it would mean ~25% of LEAs would need to increase taxes. The TISA adds state funding without increasing taxes.

Framework of A Student-based Formula

Base + Weights + Direct + Outcomes



Direct Funding

Offers students learning opportunities beyond everyday classroom instruction

Outcomes Funding

Incentivizes student achievement and education excellence


Base

Covers the essentials each student needs for a K-12 education

Weights

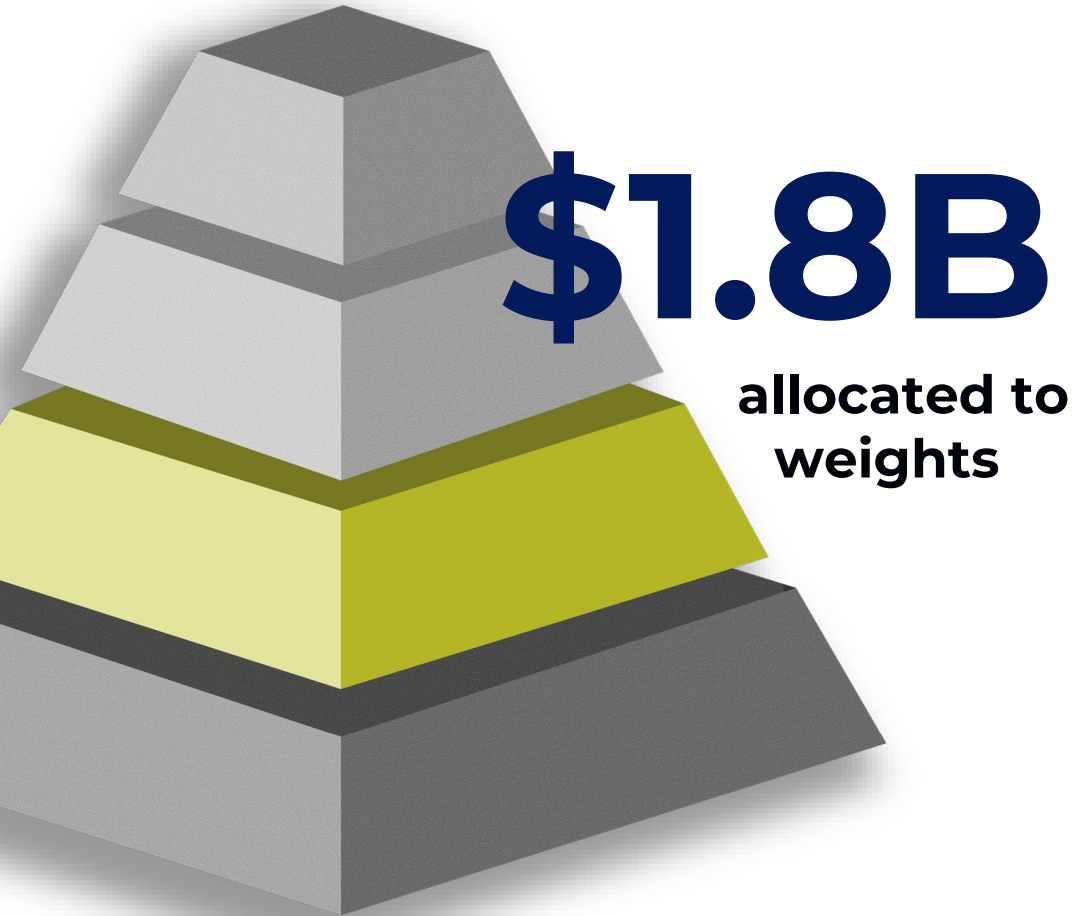
Provides additional funds for students with unique learning needs or who may need additional supports

Overview: Base Funding



- Existing funding was **maintained and strengthened**
- **Additional funding available for teacher salaries, nurses, counselors, principals, RTI2, technology**
- **Funds school support staff so teachers are empowered to concentrate more on academic instruction**
- **Empowers Tennessee to recruit** out-of-state teachers and grow the in-state teacher workforce

Overview: Weight Funding



Economically Disadvantaged and Concentration of Poverty

Sparse and Small

Unique learning needs, including:

- Students with disabilities and gifted students, English learners, and students with characteristics of dyslexia
- Students with multiple learning needs can receive additional funding for each need

Charter school facilities

Breaking it Down: Weights

TISA would provide funds for the \$6,860 BASE plus:

Economically disadvantaged students



Base x 25%



322,073 students

Students living in areas of concentrated poverty



Base x 5%



652,039 students

Students in sparsely populated communities
and students in small school districts



Base x 5%



326,549 students

Students with unique learning needs

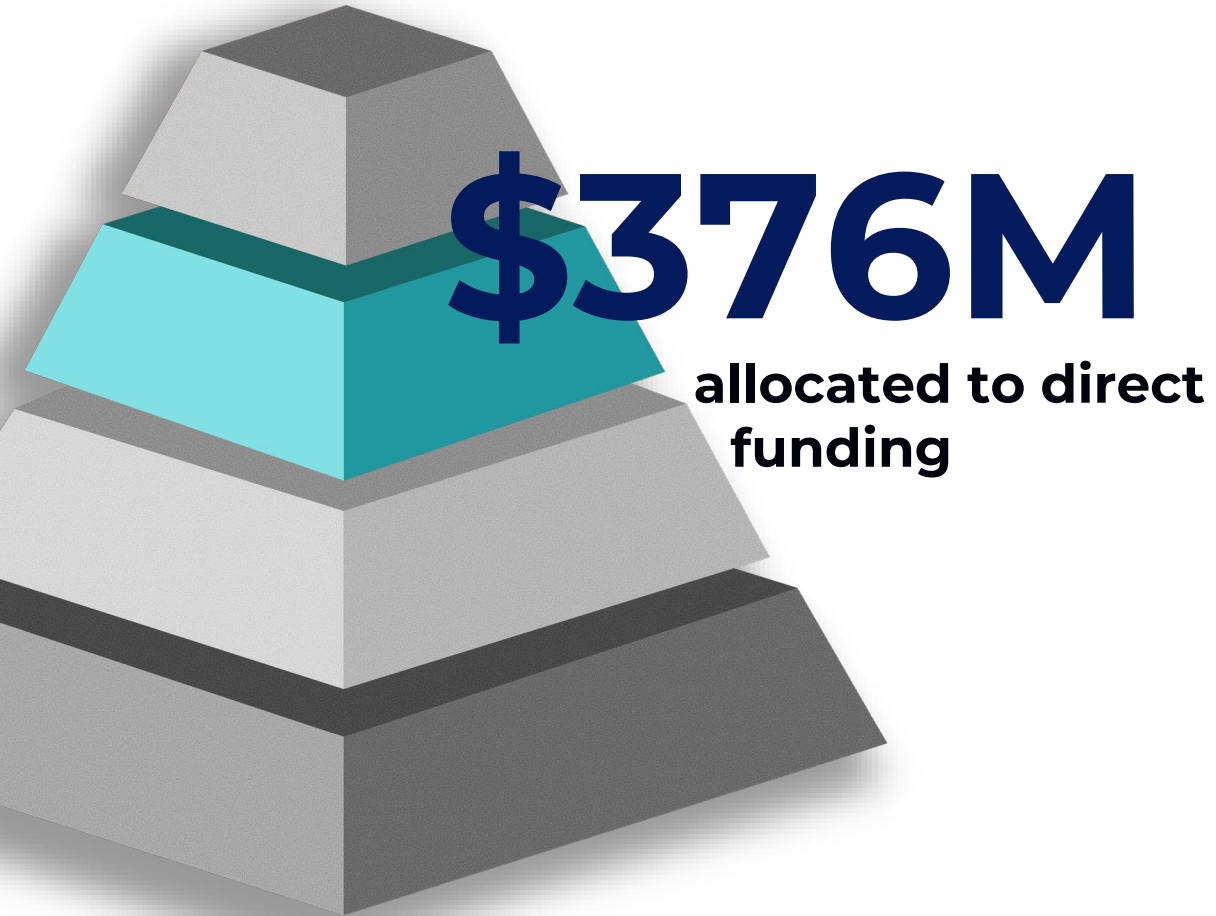


**Base x ULN %
Range: 15% - 150%**



288,072 services

Overview: Direct Funding



Supports programs that offer students learning opportunities beyond everyday classroom instruction

\$145 million to enhance K-3rd grade literacy

\$8 million to offer literacy tutoring to 4th graders who need more support

\$210+ million to support career and technical education

\$13 million to fund post-secondary assessments (ACT and ACT Retake)

Breaking it Down: Direct Funding

TISA would provide districts additional funds to:

Enhance literacy supports for K-3 students



\$500 per K-3 student



288,862 students

Offer literacy tutoring to students who need more help



\$500 per student



15,737 students

Strengthen and expand high-value career and technical education offerings



\$5,000 avg. per student



42,064 students

Pay for two administrations of a post-secondary assessment.



\$185 per student



69,894 students

Overview: Outcomes Funding



\$100M

**allocated to outcomes
funding components**

Awards per-student bonuses when students demonstrate success in learning to read and college and career readiness.

Awards per-student outcomes funding for students who are on-grade level in reading at the end of 3rd grade, with additional funding for students who are economically disadvantaged.

Awards per-student outcomes funding when students achieve college and career ready benchmarks of either ACT performance or improvement, or earning a Tier II or Tier III industry credential. Additional funding awarded for economically disadvantaged students and those who enroll in college or directly enter the workforce in CTE field.

Example Elementary Students



Student 1

Characteristic	Eligible?	Value
Base	✓	\$6,860
Economically Disadvantaged		
Concentration of Poverty		
Sparse		
Small		
Charter		
Unique Learning Need	✓	Base x 20%
K – 3 rd Grade Student	✓	\$500
4 th Grade Tutoring		
CCTE		
Post-Secondary Assessment		

TOTAL FUNDING: \$8,732




Student 2

Characteristic	Eligible?	Value
Base	✓	\$6,860
Economically Disadvantaged	✓	Base x 25%
Concentration of Poverty	✓	Base x 5%
Sparse	✓	Base x 5%
Small	✓	Base x 5%
Charter		
Unique Learning Need	✓ ✓	Base x 60% Base x 20%
K – 3 rd Grade Student		
4 th Grade Tutoring	✓	\$500
CCTE		
Post-Secondary Assessment		

TOTAL FUNDING: \$15,592


Example Middle School Students



Student 1

Characteristic	Eligible?	Value
Base	✓	\$6,860
Economically Disadvantaged		
Concentration of Poverty		
Sparse		
Small		
Charter		
Unique Learning Need	✓	Base x 70%
K – 3 rd Grade Student		
4 th Grade Tutoring		
CCTE		
Post-Secondary Assessment		

TOTAL FUNDING: \$11,662



Student 2

Characteristic	Eligible?	Value
Base	✓	\$6,860
Economically Disadvantaged		
Concentration of Poverty		
Sparse	✓	Base x 5%
Small		
Charter		
Unique Learning Need		
K – 3 rd Grade Student		
4 th Grade Tutoring		
CCTE		\$4,500
Post-Secondary Assessment		

TOTAL FUNDING: \$11,703

Example High School Students

Characteristic	Eligible?	Value
Base	✓	\$6,860
Economically Disadvantaged	✓	Base x 25%
Concentration of Poverty	✓	Base x 5%
Sparse		
Small		
Charter		
Unique Learning Need	✓	Base x 40%
K – 3 rd Grade Student		
4 th Grade Tutoring		
CCTE	✓	\$6,000
Post-Secondary Assessment	✓	\$185



Student 5

TOTAL FUNDING: \$17,847

Characteristic	Eligible?	Value
Base	✓	\$6,860
Economically Disadvantaged		
Concentration of Poverty		
Sparse	✓	Base x 5%
Small		
Charter		
Unique Learning Need		
K – 3 rd Grade Student		
4 th Grade Tutoring		
CCTE	✓	\$4,000
Post-Secondary Assessment	✓	\$185



Student 6

TOTAL FUNDING: \$11,388

TISA - FY24 Projections

District	XXXX	District ID	XXXX
Element	Amount	Students/Services	Funding
Base	\$6,860.00	1,965.11	\$13,480,639.81
WEIGHTS	Weight	Students/Services	Funding
Economically Disadvantaged	25%	741.85	\$1,272,271.76
Concentrated Poverty	5%	1,845.32	\$632,945.59
Small	5%	-	\$-
Sparse	5%	1,965.11	\$674,031.99
Charter	4%	-	\$-
ULN 1	15%	112.16	\$115,412.59
ULN 2	20%	203.47	\$279,156.70
ULN 3	40%	63.37	\$173,879.30
ULN 4	60%	0.94	\$3,879.86
ULN 5	70%	3.77	\$18,106.03
ULN 6	75%	46.45	\$238,987.44
ULN 7	80%	29.53	\$162,074.81
ULN 8	100%	-	\$-
ULN 9	125%	46.92	\$402,353.92
ULN 10	150%	2.02	\$20,757.27
DIRECT			
K-3 Literacy	\$500.00	536.39	\$268,196.36
4th Grade Tutoring	\$500.00	23.35	\$11,673.38
CTE	\$5,000.00	131.57	\$657,858.19
ACT	\$185.34	176.92	\$32,790.73
OUTCOMES			
TBD			
TOTAL			\$18,445,015.73

District Overview

Other Education Funding: Fast-Growing

- **Fast-Growing Student Stipend**

LEAs with current-year growth above 2% from the prior year will receive same-year funding for the additional students.

- **Fast Growing Infrastructure Stipend**

LEAs with 2% growth each year for three consecutive years may also receive an infrastructure stipend with remaining funds.



\$125M

to increase public school teachers' salaries in FY23, which will carry-over to the TISA base for salaries

Supporting Teachers


- **Funds school support staff** so teachers can concentrate on academic instruction.
- **Provides for** the Governor and General Assembly to direct education funding **increases to go to raises for existing teachers.**
- **Requires** increases in education funding to also trigger **increases to state minimum salaries**, which is on-track to increase the state minimum salary \$10k from \$35,000 in Jan 2019 to \$45,000 by 2026.

Bill Breakdown



Local Contribution & Fiscal Capacity

- **State and local share is split 70/30 for the base and weights only.** The state will cover direct funding, outcomes and fast-growing.
- **Fiscal capacity will be established by CBER, evaluated by the Comptroller of the Treasury, and approved by the State Board each year.** The department will provide grants to help distressed and at-risk counties, and those with special circumstances related to maintenance of effort (MOE).
- **Local contributions are set to be lower in FY24, FY25, and FY26** and begin to increase again in FY27, in an amount similar to prior years so that the new state investment does not overwhelm local requirements. No changes to MOE.



Improving Transparency and Accountability

- **School Boards**
 - Must establish academic goals that the local budget is intended to support
 - Must describe the results and return on investment of the prior year strategy
- **Districts and Public Charter Schools**
 - An LEA or public charter school with a D or F school may be asked to present to an ad hoc Education Finance Committee to discuss funding and outcomes
 - The results of that hearing may lead to no action, a corrective action plan, or an inspector general appointed by the Comptroller
 - This provision also includes all state-run districts and schools



Improving Reporting

- **Detailed reporting on funding and spending** will be publicly posted at the school and district levels, per federal requirements, and be included on the annual report cards.
- **Instead of a small committee, every LEA will have the opportunity to provide annual input on:**
 - What the LEA hopes to see funded
 - The research base and return on investment
 - Reasons why the LEA is unable to afford those resources in the existing budget.
- **The department will produce a report each year, to include:**
 - An academic analysis
 - Accountability report cards
 - LEA TISA Review requests
 - Comptroller review of TISA



Professional Development

- **A professional development series on TISA will include training on:**
 - The TISA and TISA Guide
 - How to budget to increase achievement
 - How to connect achievement with investments
 - How to hold decision-makers accountable
- **Professional development and a passing score on the assessment will be required for:**
 - Directors, state and local school board or governing board members, local legislative bodies responsible for school funding, and state and local employees responsible for LEA and school budgets.
- **Optional professional development** will be provided at no cost for school employees related to maximizing investment to increase achievement.



The Benefits of Tennessee Investment in Student Achievement



The Tennessee Investment in Student Achievement would..

- **Address the needs of each individual student**, so each can learn and achieve to the fullest
- **Support the state's economic vitality by helping** students develop workforce-relevant skills that meet employers' needs
- **Empower districts and schools with the** flexibility to meet the needs of the unique populations they serve
- **Improve transparency and accountability in** education funding
- **Build on the bold programmatic reforms in Tennessee** over the last decade, and fund their sustainability



“We are on the cusp of achieving an updated approach to public education that prioritizes students and invests in the future of Tennessee.”

-Governor Bill Lee



Funding for
STUDENT  SUCCESS
Tennessee Investment in Student Achievement

**Tennessee Department
of Education**

710 James Robertson Parkway
Nashville, TN 37243

