

2:19-mj-00296-JEO

8/9/19 Hearing

GOVT EXHIBIT NO. 4

need pen

pen

1. Take the cap off <sup>cap</sup> pop the writing part out <sup>writing part</sup> then cut the back off <sup>back</sup>
2. Add the hot glue gun and fill it up a little at one end <sup>one</sup> a quarter of a inch then use a <sup>pen</sup>
3. Put the flash powder in the not seal in <sup>pen</sup> fill it up almost full <sup>pen</sup>
4. Then get a fuse a long fuse <sup>fuse</sup> and hot glue the fuse in <sup>pen</sup> leave a 1/2 of <sup>pen</sup>
5. Let it dry. never drying <sup>pen</sup>

need

roller

pen

firecracker powder  
old match

pen

1. take everything off the pen where you trust have the tube <sup>tube</sup>
2. Pour all the powder <sup>pen</sup> on the paper then pour the powder in the pen.
3. Put the pen back together = 1 After that put the fuse at the end where you write <sup>pen</sup>
4. After all of it is old back together it's ready to be us. <sup>pen</sup>

need

2 match boxes

Matches

30 matches

match

1. cut the head off the matches = the red part <sup>head of the match</sup>
2. Take the two match boxes together with the matches inside <sup>match boxes</sup>
3. Pack it in nice and neat and cover it with solid tape <sup>tape</sup>
4. then throw it on the ground hard as you can




need



matches




straw




1. Fill a drinking straw = 1 secure with tissue <sup>tissue</sup>
2. Next stick off matches <sup>stick</sup> surrounding the tissue <sup>match head</sup>
3. Now cut off the strikers <sup>striker</sup>
4. Roll open the paper dip <sup>paper dip</sup>
5. Make a ring <sup>ring</sup>
6. <sup>ring</sup>
7. secure rings to strikers <sup>striker</sup>
8. Insert match fuse <sup>match fuse</sup>
9. tie on rubber band tightly. <sup>rubber band</sup>
10. insert into smoke receiver <sup>smoke receiver</sup>

roll the paper out

 need vinegar water bottle with cap  
 paper towel  
 bottle half way full with vinegar  
 1. Put the baking soda in a straight line. 2 table spoon or 1 of baking soda.  
 2. Fold the paper towel  
 3. Fold like a torpedo shape. = torpedo shape folded.  
 4. Put the paper towel in the bottle quickly close it up.  
 5. Then shake it and throw it.

 need water bottle  
 aluminum foil  
 1. A strip of aluminum make balls like 10 of them.  
 2. Place the aluminum balls in the bottle  
 3. Then put the works talent bowl cleaner in the bottle  
 4. Shake it up then put it on the ground face up. wait for a few minutes.

 need water bottle  
 plastic wrap  
 baking soda  
 1. Lay the plastic wrap down straight out.  
 2. Put the baking soda in a straight line on the plastic wrap.  
 3. Pour the vinegar half way in the bottle.  
 4. Roll the plastic wrap with the baking soda in it.  
 5. After rolled put the plastic wrap in the water bottle. then shake it and throw it up in the air.

 need vinegar water bottle  
 paper towel  
 baking soda  
 1. one cup full of vinegar. = half way  
 2. 2 table spoons of baking soda.  
 3. Put the baking soda on the paper towel.  
 4. set the cap on the bottle and wait till it get pressure then shake is needed.

need  
empty water bottle  
vinegar  
solid soda  
paper towel

1. open the water bottle and pour the vinegar  $\frac{1}{2}$  the way  
2. then pour the baking soda on the paper towel  
3. After that wrap the paper towel up like fold the paper towel  
4. then put the baking soda in the water bottle  
5. Shake it well then throw in the air.

water bottle  
vinegar  
baking soda  
paper towel  
paper towel folded  
baking soda in paper towel  
water bottle

need  
popcorn  
sift work powder  
paper

1. set four papers and get the powder out and put it on a piece of paper  
2. then get three fireworks and get the powder out and put it on the paper with the paper powder  
3. roll the paper up and make a ball and tape it  
4. throw it on the ground or wall

paper  
paper powder  
paper powder  
ball with pepper powder and fire work powder  
paper powder

works bomb

Need  
bottle  
fool  
the works

1. Get a bottle. <sup>bottle</sup>
2. Put fool in the bottle. <sup>fool</sup> Make sure you can't see the surface.
3. Fill the bottle with works. <sup>bottle</sup> <sup>works</sup>
4. Shake up the bottle then throw it. <sup>shake</sup> <sup>throw</sup> Note = make fool pieces big or big impact.

shaykh Abu Basir  
 shaykh Ahmad Al Awlaki  
 Asif al-Muradi