



SDC Consequence Delivery System

06/01/2021 - 06/30/2021

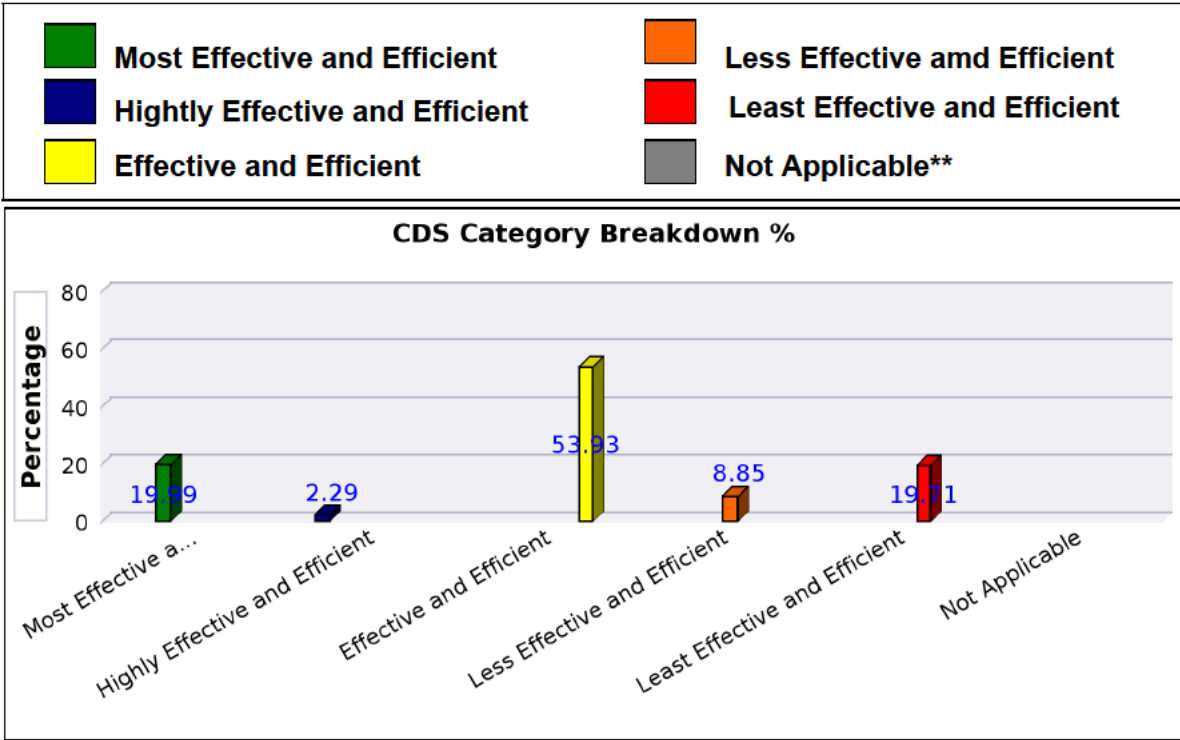
SDC	OASISS	WA/NTA	MIRP	ER	ATEP	STR_PROS	QUICK	REINSTATE	VR	CCI
FIRA	0	146	0	335	0	4	0	0	228	0
FMUA	0	1,071	0	0	0	0	0	0	0	0
SOTA	0	20	0	25	0	5	0	9	141	0
PERA	0	21	0	29	0	6	0	9	45	0
SGDA	0	2	0	7	0	7	0	2	1	0
TGDA	0	0	0	14	0	0	0	1	0	0
CRMA	0	6	0	51	0	38	0	15	0	0
Total	0	1,266	0	461	0	60	0	36	415	0

*The Disposition Chart totals do not represent individual apprehensions. Individuals can be represented in multiple areas (ex. ER/ATEP).

* This Consequence Delivery System Guide is to be utilized for the processing of deportable aliens. A grayed out consequence is not usually available within that specific classification, however may be utilized if the circumstances surrounding an apprehension dictate its use.

* The use and combination of more than one consequence is highly encouraged when possible.

* This chart is NOT meant to be inclusive of every deportable alien arrested or consequence available, as there will be special cases and exceptions in each classification.



Classification Rate
100%

Classification	Total Apps	Trackable Apps	CDS Trackable Apps
FIRA	761	732	702
FMUA	1,663	1,081	1,034
SOTA	213	212	196
PERA	108	108	104
SGDA	12	12	12
TGDA	15	15	15
CRMA	75	75	73
No Class	34	30	0
Total	2,881	2,265	2,136



U.S. Customs and
Border Protection





SDC Consequence Delivery System

06/01/2021 - 06/30/2021

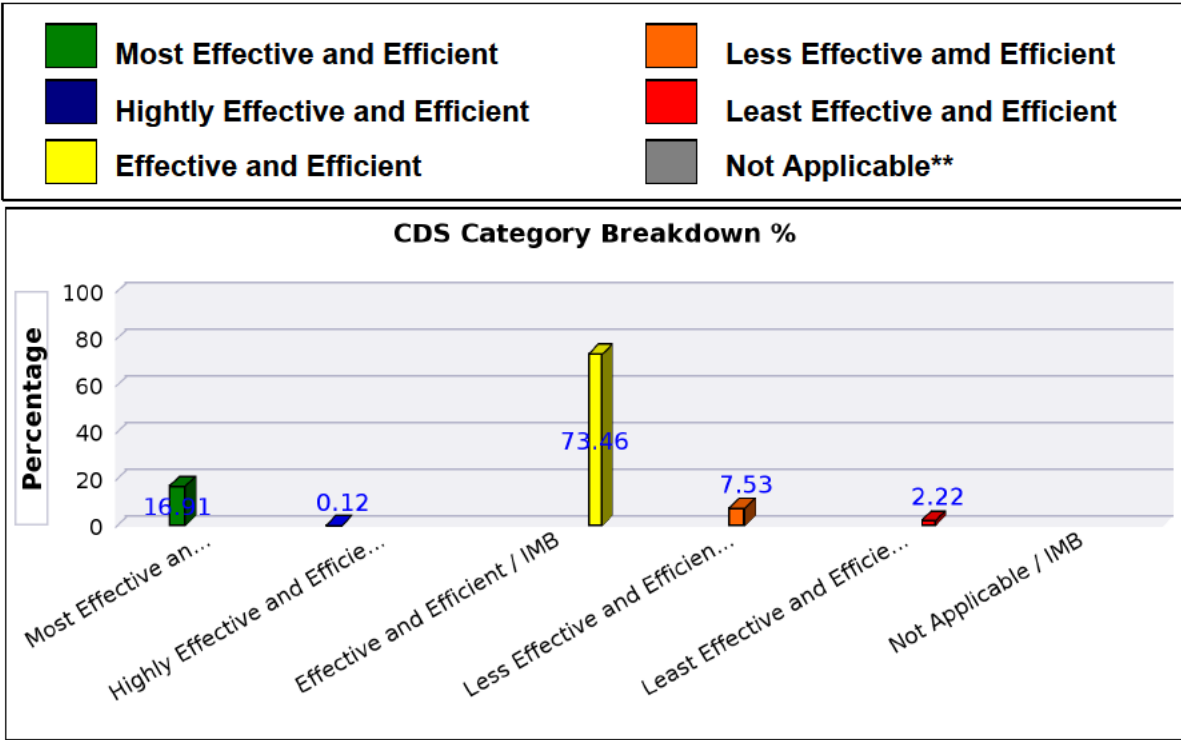
IMB	OASISS	WA/NTA	MIRP	ER	ATEP	STR_PROS	QUICK	REINSTATE	VR	CCI
FIRA	0	55	0	133	0	1	0	0	10	0
FMUA	0	589	0	0	0	0	0	0	0	0
SOTA	0	5	0	0	0	0	0	0	4	0
PERA	0	2	0	0	0	0	0	0	1	0
SGDA	0	0	0	0	0	0	0	0	0	0
TGDA	0	0	0	0	0	0	0	0	0	0
CRMA	0	3	0	4	0	4	0	1	0	0
Total	0	654	0	137	0	5	0	1	15	0

*The Disposition Chart totals do not represent individual apprehensions. Individuals can be represented in multiple areas (ex. ER/ATEP).

* This Consequence Delivery System Guide is to be utilized for the processing of deportable aliens. A grayed out consequence is not usually available within that specific classification, however may be utilized if the circumstances surrounding an apprehension dictate its use.

* The use and combination of more than one consequence is highly encouraged when possible.

* This chart is NOT meant to be inclusive of every deportable alien arrested or consequence available, as there will be special cases and exceptions in each classification.



Classification Rate
100%

Classification	Total Apps	Trackable Apps	CDS Trackable Apps
FIRA	213	200	198
FMUA	929	591	591
SOTA	10	10	10
PERA	3	3	3
CRMA	8	8	8
No Class	3	0	0
Total	1,166	812	810



U.S. Customs and
Border Protection





SDC Consequence Delivery System

06/01/2021 - 06/30/2021

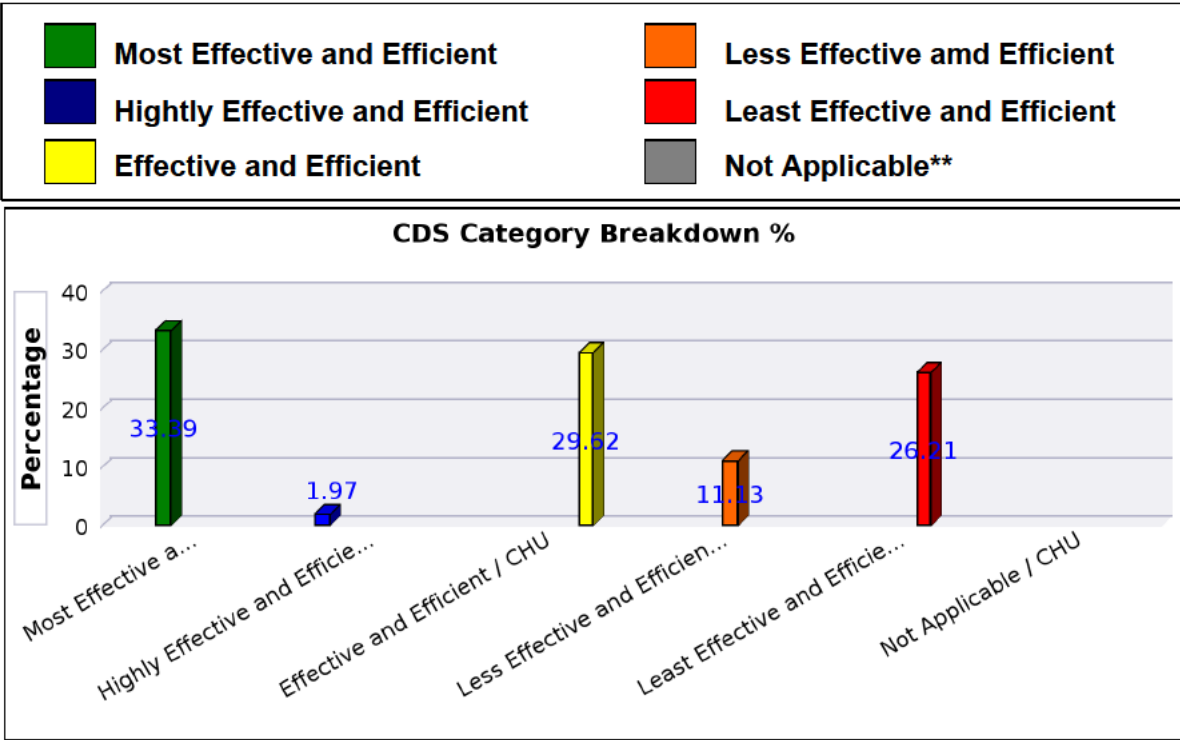
CHU	OASISS	WA/NTA	MIRP	ER	ATEP	STR_PROS	QUICK	REINSTATE	VR	CCI
FIRA	0	54	0	173	0	0	0	0	75	0
FMUA	0	154	0	0	0	0	0	0	0	0
SOTA	0	3	0	10	0	0	0	1	59	0
PERA	0	0	0	1	0	1	0	0	12	0
SGDA	0	0	0	0	0	0	0	0	0	0
TGDA	0	0	0	1	0	0	0	0	0	0
CRMA	0	0	0	12	0	10	0	4	0	0
Total	0	211	0	197	0	11	0	5	146	0

*The Disposition Chart totals do not represent individual apprehensions. Individuals can be represented in multiple areas (ex. ER/ATEP).

* This Consequence Delivery System Guide is to be utilized for the processing of deportable aliens. A grayed out consequence is not usually available within that specific classification, however may be utilized if the circumstances surrounding an apprehension dictate its use.

* The use and combination of more than one consequence is highly encouraged when possible.

* This chart is NOT meant to be inclusive of every deportable alien arrested or consequence available, as there will be special cases and exceptions in each classification.



Classification Rate
100%

Classification	Total Apps	Trackable Apps	CDS Trackable Apps
FIRA	332	318	299
FMUA	256	154	154
SOTA	84	84	74
PERA	16	16	13
TGDA	1	1	1
CRMA	17	17	16
Total	706	590	557



U.S. Customs and Border Protection





SDC Consequence Delivery System

06/01/2021 - 06/30/2021

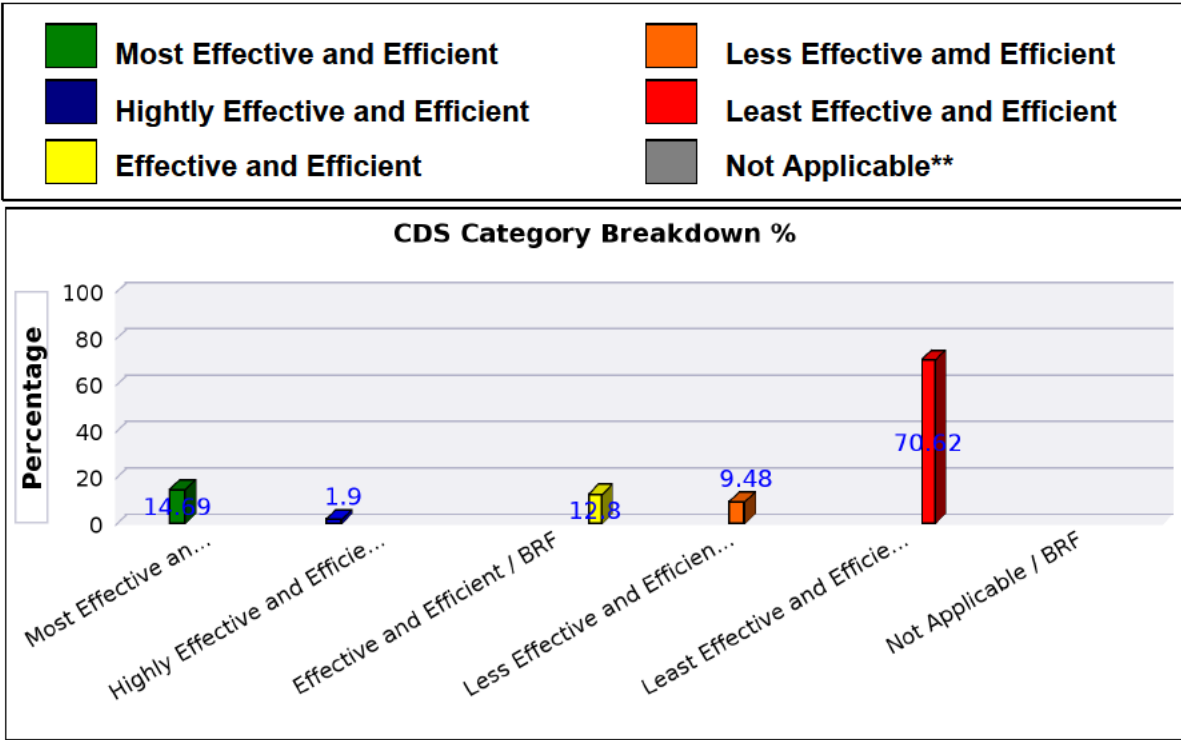
BRF	OASISS	WA/NTA	MIRP	ER	ATEP	STR_PROS	QUICK	REINSTATE	VR	CCI
FIRA	0	12	0	10	0	1	0	0	94	0
FMUA	0	9	0	0	0	0	0	0	0	0
SOTA	0	4	0	1	0	1	0	2	43	0
PERA	0	1	0	4	0	1	0	0	12	0
SGDA	0	0	0	1	0	1	0	1	0	0
TGDA	0	0	0	3	0	0	0	0	0	0
CRMA	0	0	0	15	0	13	0	2	0	0
Total	0	26	0	34	0	17	0	5	149	0

*The Disposition Chart totals do not represent individual apprehensions. Individuals can be represented in multiple areas (ex. ER/ATEP).

* This Consequence Delivery System Guide is to be utilized for the processing of deportable aliens. A grayed out consequence is not usually available within that specific classification, however may be utilized if the circumstances surrounding an apprehension dictate its use.

* The use and combination of more than one consequence is highly encouraged when possible.

* This chart is NOT meant to be inclusive of every deportable alien arrested or consequence available, as there will be special cases and exceptions in each classification.



Classification Rate
100%

Classification	Total Apps	Trackable Apps	CDS Trackable Apps
FIRA	123	121	114
FMUA	19	11	9
SOTA	51	51	49
PERA	17	17	17
SGDA	2	2	2
TGDA	3	3	3
CRMA	17	17	17
No Class	31	30	0
Total	263	252	211



U.S. Customs and
Border Protection





SDC Consequence Delivery System

06/01/2021 - 06/30/2021

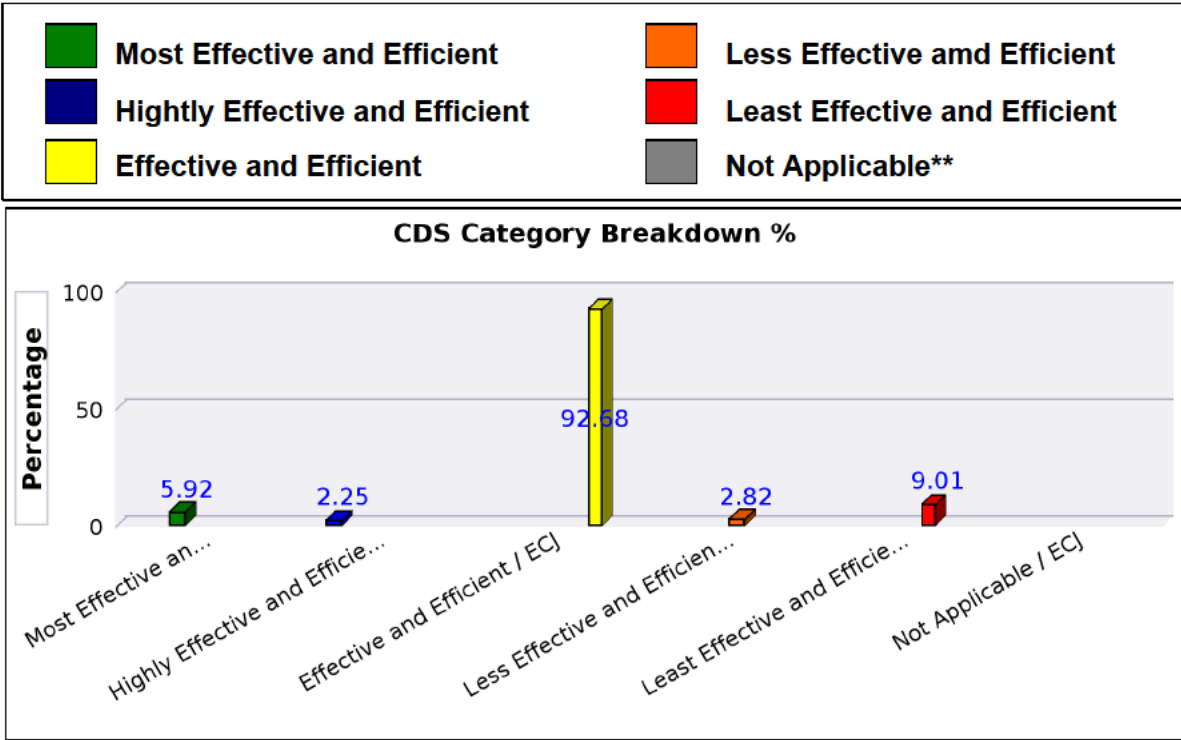
ECJ	OASISS	WA/NTA	MIRP	ER	ATEP	STR_PROS	QUICK	REINSTATE	VR	CCI
FIRA	0	7	0	8	0	0	0	0	15	0
FMUA	0	313	0	0	0	0	0	0	0	0
SOTA	0	1	0	7	0	1	0	0	10	0
PERA	0	11	0	6	0	0	0	1	5	0
SGDA	0	0	0	1	0	0	0	1	1	0
TGDA	0	0	0	0	0	0	0	0	0	0
CRMA	0	1	0	6	0	4	0	1	0	0
Total	0	333	0	28	0	5	0	3	31	0

*The Disposition Chart totals do not represent individual apprehensions. Individuals can be represented in multiple areas (ex. ER/ATEP).

* This Consequence Delivery System Guide is to be utilized for the processing of deportable aliens. A grayed out consequence is not usually available within that specific classification, however may be utilized if the circumstances surrounding an apprehension dictate its use.

* The use and combination of more than one consequence is highly encouraged when possible.

* This chart is NOT meant to be inclusive of every deportable alien arrested or consequence available, as there will be special cases and exceptions in each classification.



Classification Rate
100%

Classification	Total Apps	Trackable Apps	CDS Trackable Apps
FIRA	30	30	29
FMUA	449	319	274
SOTA	19	19	18
PERA	23	23	23
SGDA	3	3	3
CRMA	8	8	8
Total	532	402	355



U.S. Customs and
Border Protection





SDC Consequence Delivery System

06/01/2021 - 06/30/2021

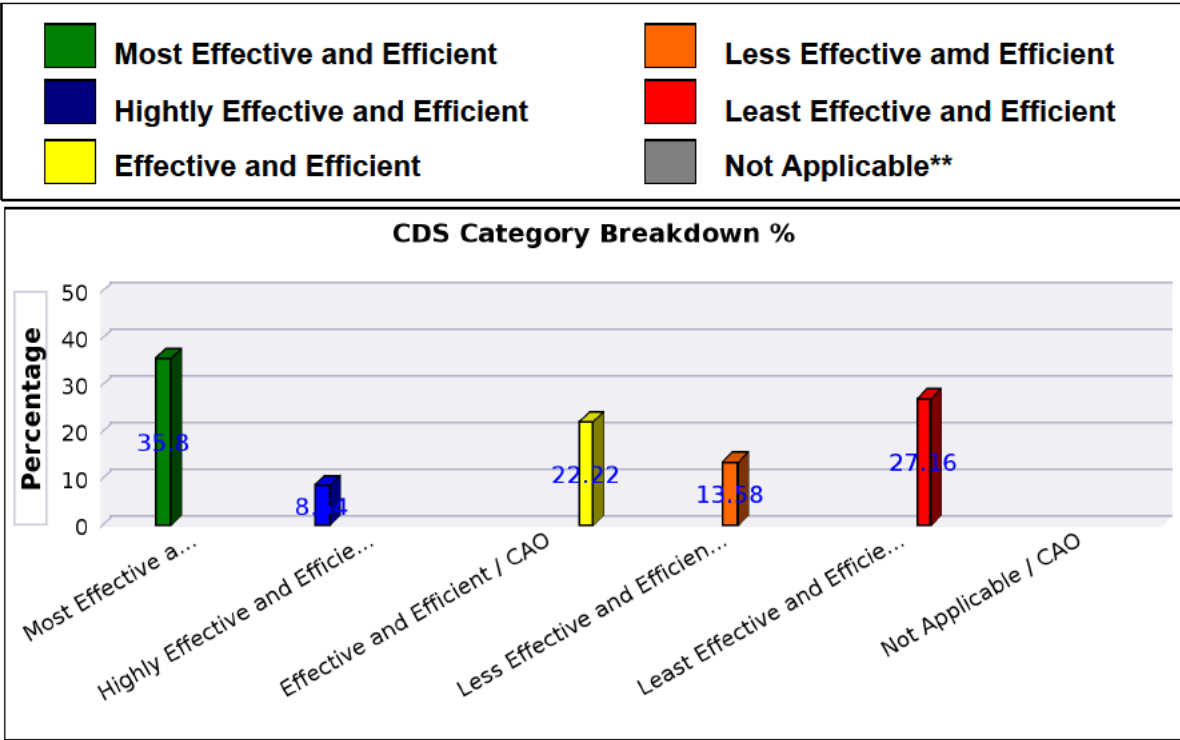
CAO	OASISS	WA/NTA	MIRP	ER	ATEP	STR_PROS	QUICK	REINSTATE	VR	CCI
FIRA	0	9	0	6	0	0	0	0	9	0
FMUA	0	4	0	0	0	0	0	0	0	0
SOTA	0	0	0	5	0	2	0	0	6	0
PERA	0	0	0	13	0	2	0	2	7	0
SGDA	0	0	0	1	0	0	0	0	0	0
TGDA	0	0	0	10	0	0	0	1	0	0
CRMA	0	0	0	8	0	2	0	0	0	0
Total	0	13	0	43	0	6	0	3	22	0

*The Disposition Chart totals do not represent individual apprehensions. Individuals can be represented in multiple areas (ex. ER/ATEP).

* This Consequence Delivery System Guide is to be utilized for the processing of deportable aliens. A grayed out consequence is not usually available within that specific classification, however may be utilized if the circumstances surrounding an apprehension dictate its use.

* The use and combination of more than one consequence is highly encouraged when possible.

* This chart is NOT meant to be inclusive of every deportable alien arrested or consequence available, as there will be special cases and exceptions in each classification.



Classification Rate
100%

Classification	Total Apps	Trackable Apps	CDS Trackable Apps
FIRA	24	24	24
FMUA	8	4	4
SOTA	14	14	11
PERA	23	23	22
SGDA	1	1	1
TGDA	11	11	11
CRMA	8	8	8
Total	89	85	81



U.S. Customs and
Border Protection





SDC Consequence Delivery System

06/01/2021 - 06/30/2021

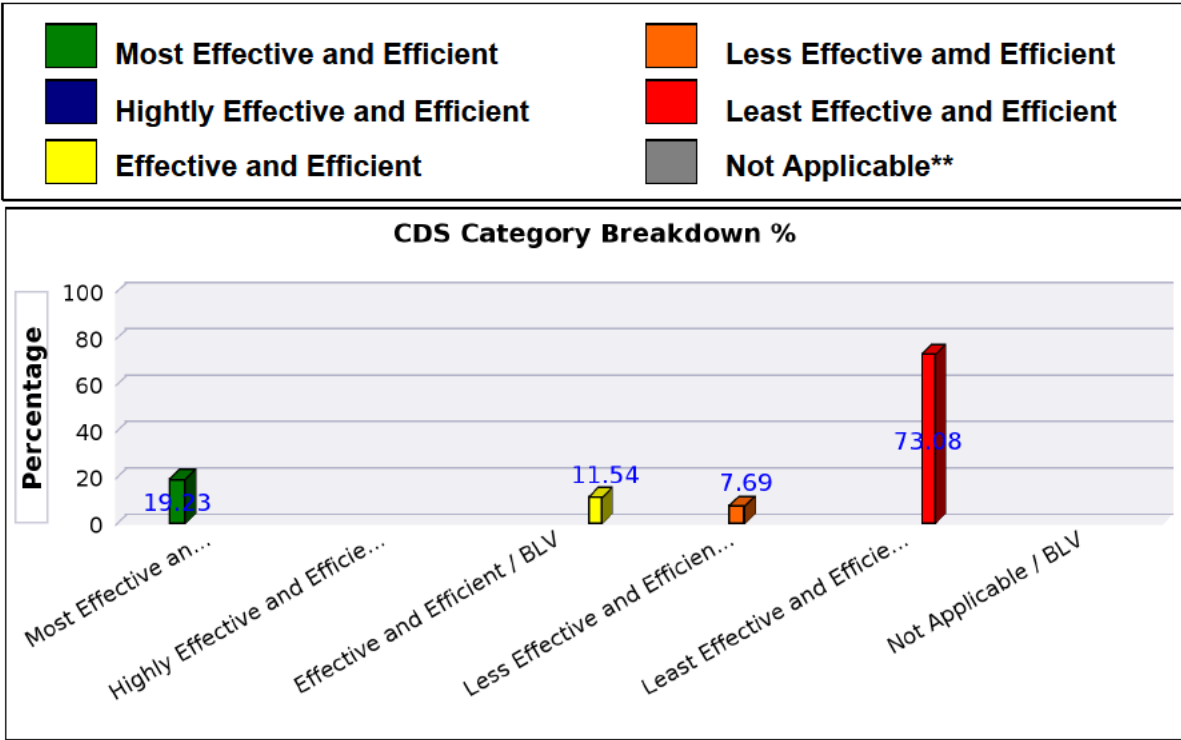
BLV	OASISS	WA/NTA	MIRP	ER	ATEP	STR_PROS	QUICK	REINSTATE	VR	CCI
FIRA	0	2	0	3	0	0	0	0	18	0
FMUA	0	2	0	0	0	0	0	0	0	0
SOTA	0	1	0	0	0	0	0	0	14	0
PERA	0	0	0	1	0	1	0	0	4	0
SGDA	0	0	0	0	0	0	0	0	0	0
TGDA	0	0	0	0	0	0	0	0	0	0
CRMA	0	2	0	6	0	4	0	0	0	0
Total	0	7	0	10	0	5	0	0	36	0

*The Disposition Chart totals do not represent individual apprehensions. Individuals can be represented in multiple areas (ex. ER/ATEP).

* This Consequence Delivery System Guide is to be utilized for the processing of deportable aliens. A grayed out consequence is not usually available within that specific classification, however may be utilized if the circumstances surrounding an apprehension dictate its use.

* The use and combination of more than one consequence is highly encouraged when possible.

* This chart is NOT meant to be inclusive of every deportable alien arrested or consequence available, as there will be special cases and exceptions in each classification.



Classification Rate
100%

Classification	Total Apps	Trackable Apps	CDS Trackable Apps
FIRA	23	23	22
FMUA	2	2	2
SOTA	15	15	15
PERA	5	5	5
CRMA	8	8	8
Total	53	53	52



U.S. Customs and Border Protection





SDC Consequence Delivery System

06/01/2021 - 06/30/2021

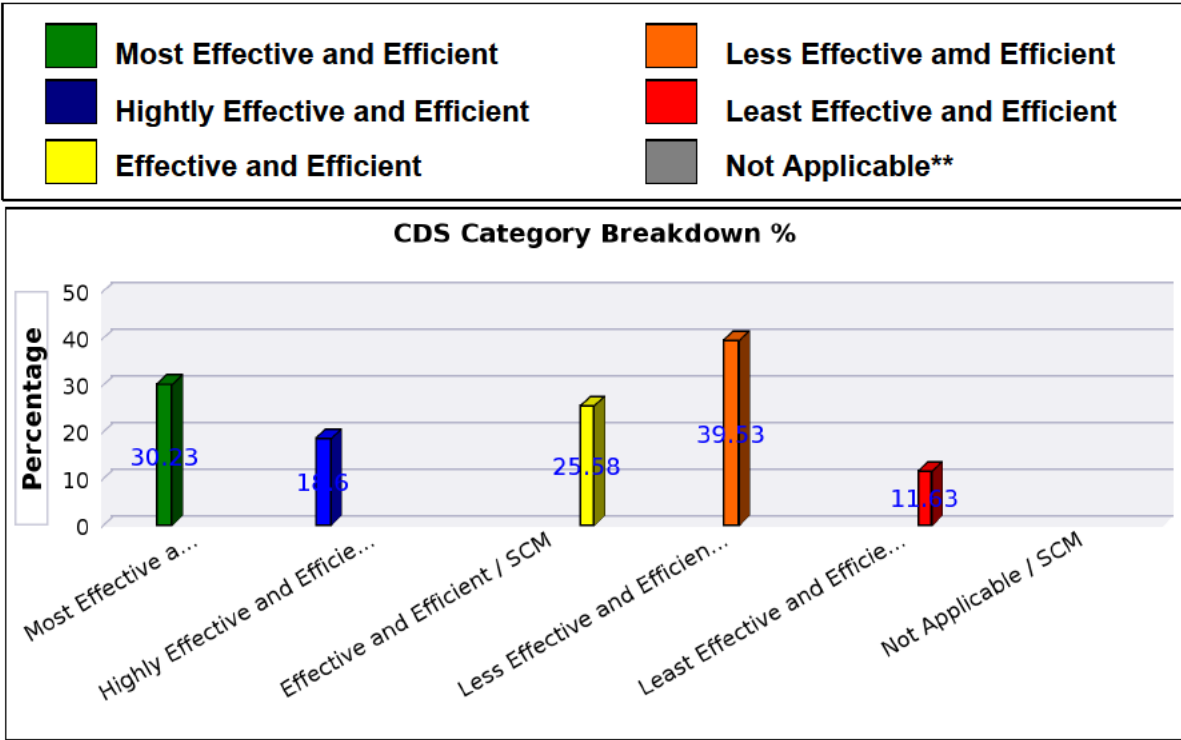
SCM	OASISS	WA/NTA	MIRP	ER	ATEP	STR_PROS	QUICK	REINSTATE	VR	CCI
FIRA	0	7	0	2	0	2	0	0	2	0
FMUA	0	0	0	0	0	0	0	0	0	0
SOTA	0	5	0	2	0	1	0	0	2	0
PERA	0	6	0	4	0	1	0	2	1	0
SGDA	0	2	0	4	0	6	0	0	0	0
TGDA	0	0	0	0	0	0	0	0	0	0
CRMA	0	0	0	0	0	1	0	4	0	0
Total	0	20	0	12	0	11	0	6	5	0

*The Disposition Chart totals do not represent individual apprehensions. Individuals can be represented in multiple areas (ex. ER/ATEP).

* This Consequence Delivery System Guide is to be utilized for the processing of deportable aliens. A grayed out consequence is not usually available within that specific classification, however may be utilized if the circumstances surrounding an apprehension dictate its use.

* The use and combination of more than one consequence is highly encouraged when possible.

* This chart is NOT meant to be inclusive of every deportable alien arrested or consequence available, as there will be special cases and exceptions in each classification.



Classification Rate
100%

Classification	Total Apps	Trackable Apps	CDS Trackable Apps
FIRA	11	11	11
SOTA	9	9	9
PERA	13	13	13
SGDA	6	6	6
CRMA	5	5	4
Total	44	44	43





SDC Consequence Delivery System

06/01/2021 - 06/30/2021

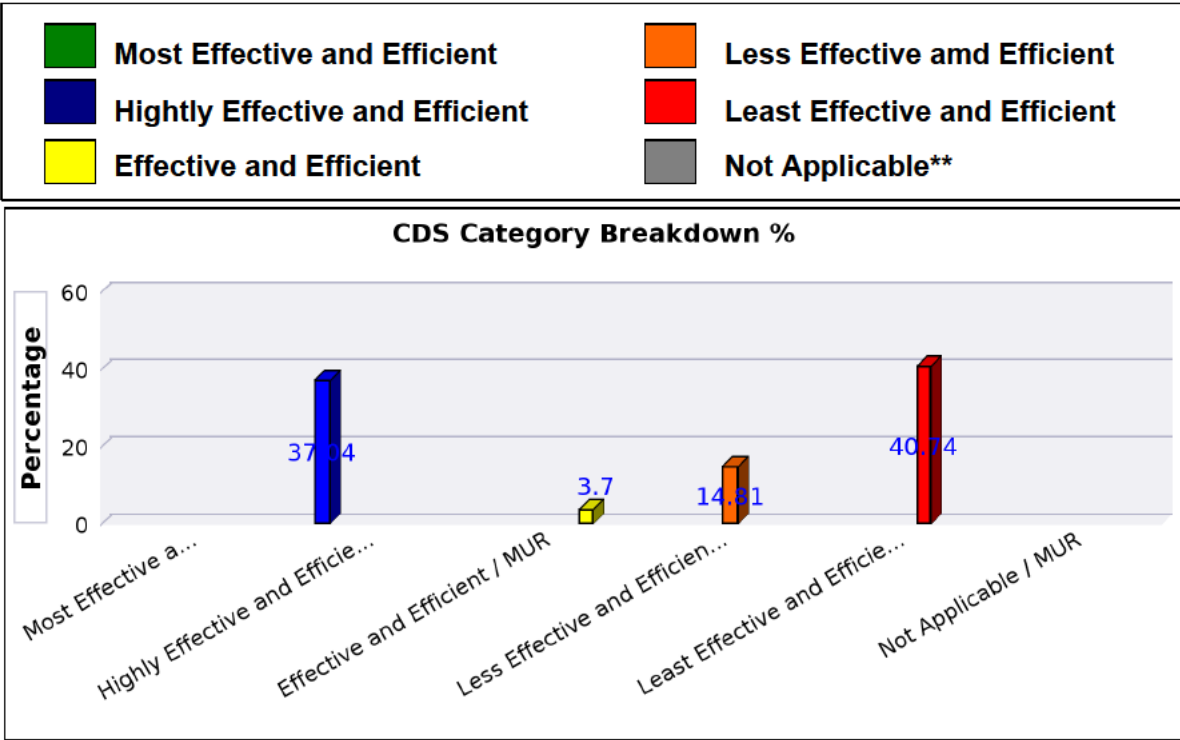
MUR	OASISS	WA/NTA	MIRP	ER	ATEP	STR_PROS	QUICK	REINSTATE	VR	CCI
FIRA	0	0	0	0	0	0	0	0	5	0
FMUA	0	0	0	0	0	0	0	0	0	0
SOTA	0	1	0	0	0	0	0	6	3	0
PERA	0	1	0	0	0	0	0	4	3	0
SGDA	0	0	0	0	0	0	0	0	0	0
TGDA	0	0	0	0	0	0	0	0	0	0
CRMA	0	0	0	0	0	0	0	3	0	0
Total	0	2	0	0	0	0	0	13	11	0

*The Disposition Chart totals do not represent individual apprehensions. Individuals can be represented in multiple areas (ex. ER/ATEP).

* This Consequence Delivery System Guide is to be utilized for the processing of deportable aliens. A grayed out consequence is not usually available within that specific classification, however may be utilized if the circumstances surrounding an apprehension dictate its use.

* The use and combination of more than one consequence is highly encouraged when possible.

* This chart is NOT meant to be inclusive of every deportable alien arrested or consequence available, as there will be special cases and exceptions in each classification.



Classification Rate
100%

Classification	Total Apps	Trackable Apps	CDS Trackable Apps
FIRA	5	5	5
SOTA	11	10	10
PERA	8	8	8
CRMA	4	4	4
Total	28	27	27



U.S. Customs and Border Protection



SDC Subjects with No Classification

06/01/2021 - 06/30/2021

Event Number	Subject Name	Citizen	Entry Status	Fin#	Dispo	Program	Dhs Status
Sector TOTAL							