

Georgia COVID-19 Breakthrough Report

November 2nd, 2021

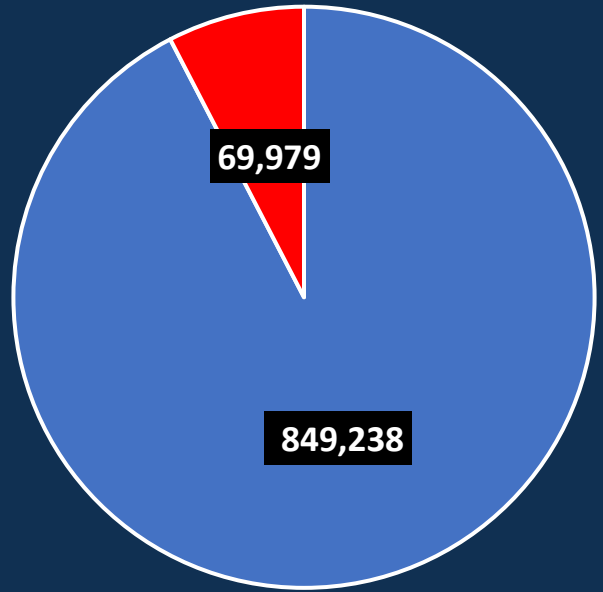
Georgia DPH is actively monitoring COVID-19 breakthrough cases that occur in our state. The following slides display data on the breakthrough cases that have been found through our surveillance or reported to our department.

COVID-19 In Fully Vaccinated Persons vs. Unvaccinated or Partially Vaccinated* Persons in Georgia

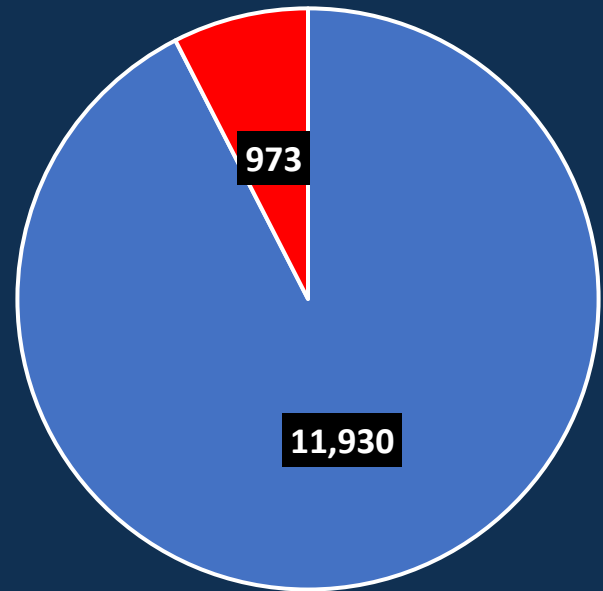
*An individual is considered partially vaccinated if they have not completed their COVID-19 vaccination series (i.e., they have only received one dose in a two-dose series), or 14 days have not passed since they completed their COVID-19 vaccine series.

From January 2, 2021 to November 2, 2021

Laboratory Positive Cases of COVID-19
(Both PCR and Antigen)



COVID-19-Related deaths



 Vaccinated cases
 Unvaccinated or partially vaccinated cases

COVID-19 Breakthrough Cases in Georgia – January 2-November 2, 2021

COVID-19 Breakthrough case* definition:

A U.S resident meeting the below criteria:

- SARS-CoV-2 RNA (PCR) or antigen detected from a respiratory specimen AND
- Specimen collected ≥ 14 days after completing the primary series of a COVID-19 vaccine (i.e., completed two doses in a two-dose series OR one dose in a one-dose series) AND
- No positive COVID-19 positive laboratory test (RNA [PCR] or antigen positive) within the 90 days prior to the current positive test.

Total COVID-19 breakthrough cases* reported to GDPH as of November 2, 2021	69,979
Female	41,519 (59.33%)
People aged ≥ 65 years	18,045 (25.78%)
Total Hospitalizations^α	3,062 (4.376%)
Total Deaths	1,107 (1.58%)
COVID-19 related deaths	973 (1.39%)

^α Please note that this count represents individuals who were hospitalized for any reason and tested positive for COVID-19. They were not necessarily hospitalized due to COVID-19.

COVID-19 RELATED DEATHS AND ALL HOSPITALIZATIONS IN BREAKTHROUGH CASES BY AGE GROUP JANUARY 2 - NOVEMBER 2, 2021, GEORGIA

AGE GROUP	NUMBER OF COVID-19 RELATED DEATHS IN COVID-19 BREAKTHROUGH CASES* (N=973)	ALL HOSPITALIZATIONS IN COVID-19 BREAKTHROUGH CASES* (N= 3,059)
0-17	0	9
18-34	3	88
35-54	58	413
55-64	109	509
65-84	584	1,618
85+	219	422

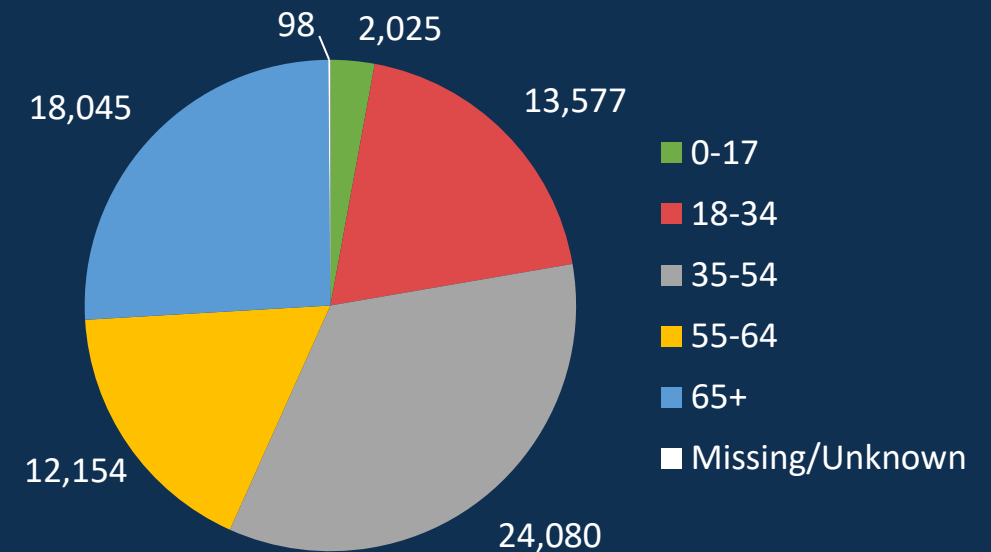
*COVID-19 related deaths means COVID-19 was a contributor in an individual's death according to their medical records/death certificate.

*Hospitalizations are due to any reason and not COVID specific. COVID-19 related hospitalization data currently unavailable

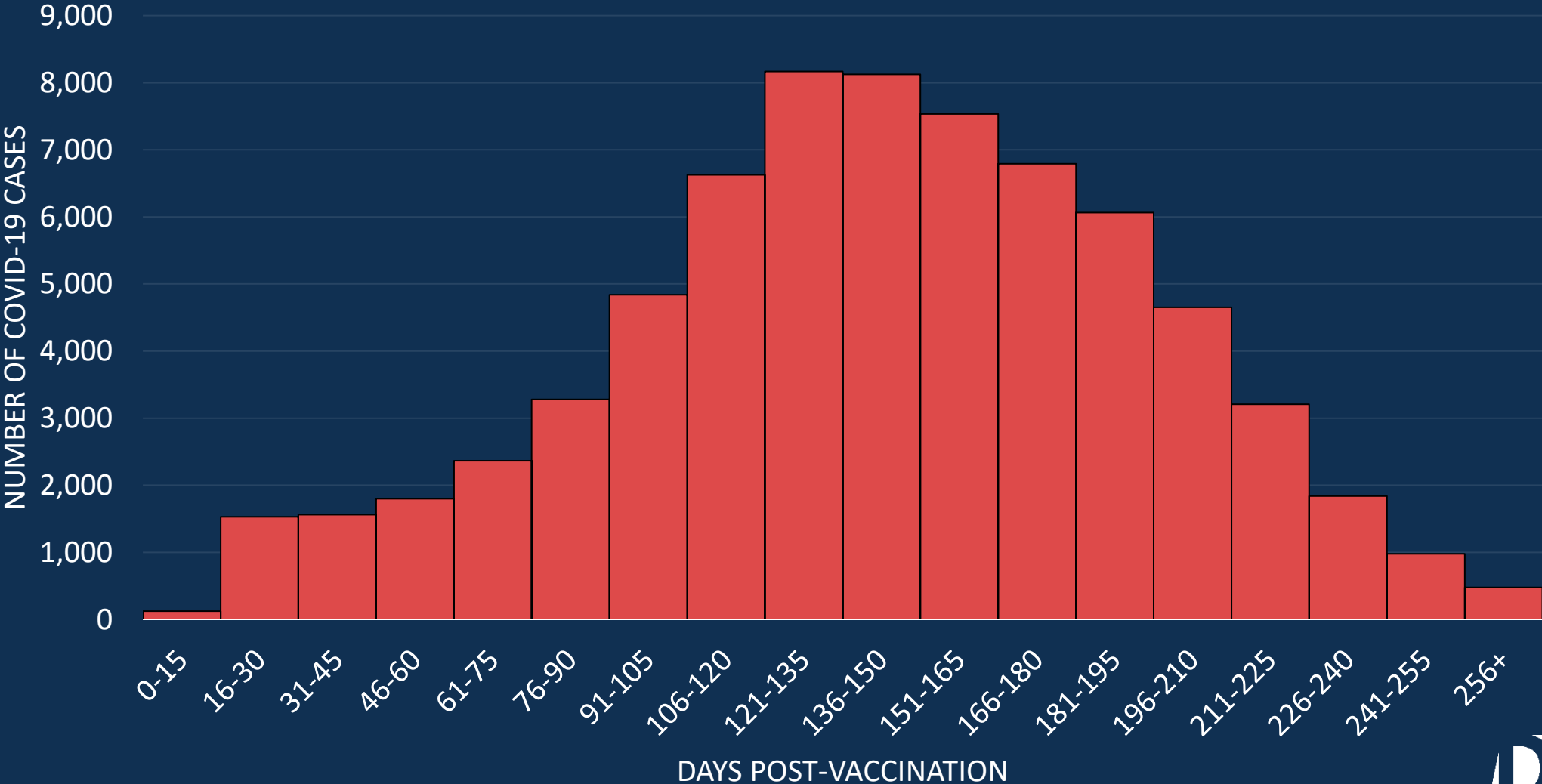
COVID-19 Breakthrough Case Demographics (N= 69,979)

DEMOGRAPHICS	FREQUENCY (% OUT OF TOTAL BREAKTHROUGH CASES)
GENDER	
Female	41,519 (59.33%)
Male	28,444 (40.65%)
Unknown/Missing	16 (0.02%)
AGE GROUP	
0-17	2,025 (2.89%)
18-34	13,577 (19.40%)
35-54	24,080 (34.41%)
55-64	12,154 (17.37%)
65+	18,045 (25.79%)
Unknown	98 (0.14%)
RACE	
White	37,166 (53.11%)
African American	13,868 (19.82%)
Asian	2,506 (3.58%)
American Indian/Alaska Native	63 (0.09%)
Native Hawaiian/Pacific Islander	64 (0.09%)
Other	3,015 (4.31%)
Unknown/Missing	13,293 (19.00%)
ETHNICITY	
Non-Hispanic/Latino	50,058 (71.53%)
Hispanic/Latino	3,472 (4.96%)
Not Specified/Missing	16,449 (23.51%)

COVID-19 BREAKTHROUGH CASES BY AGE GROUP

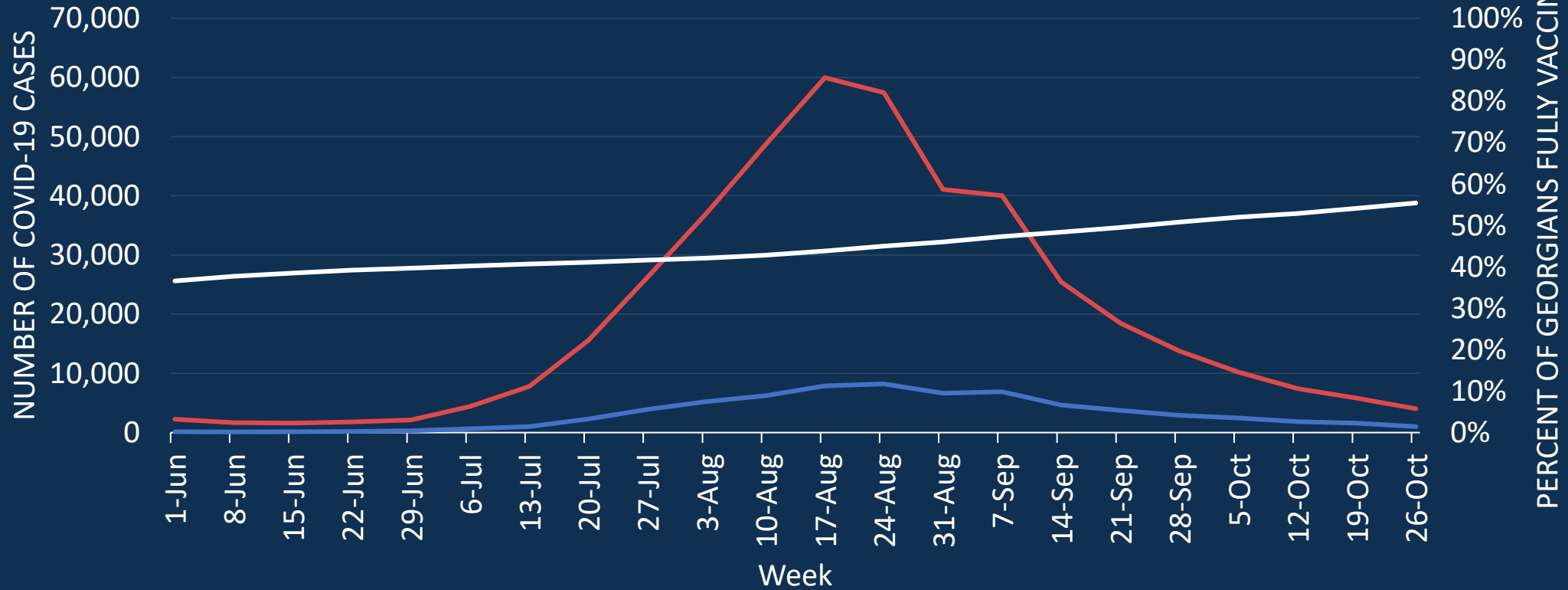


DAYS BETWEEN FULLY VACCINATED AND DATE OF FIRST POSITIVE TEST (POST-VACCINATION)



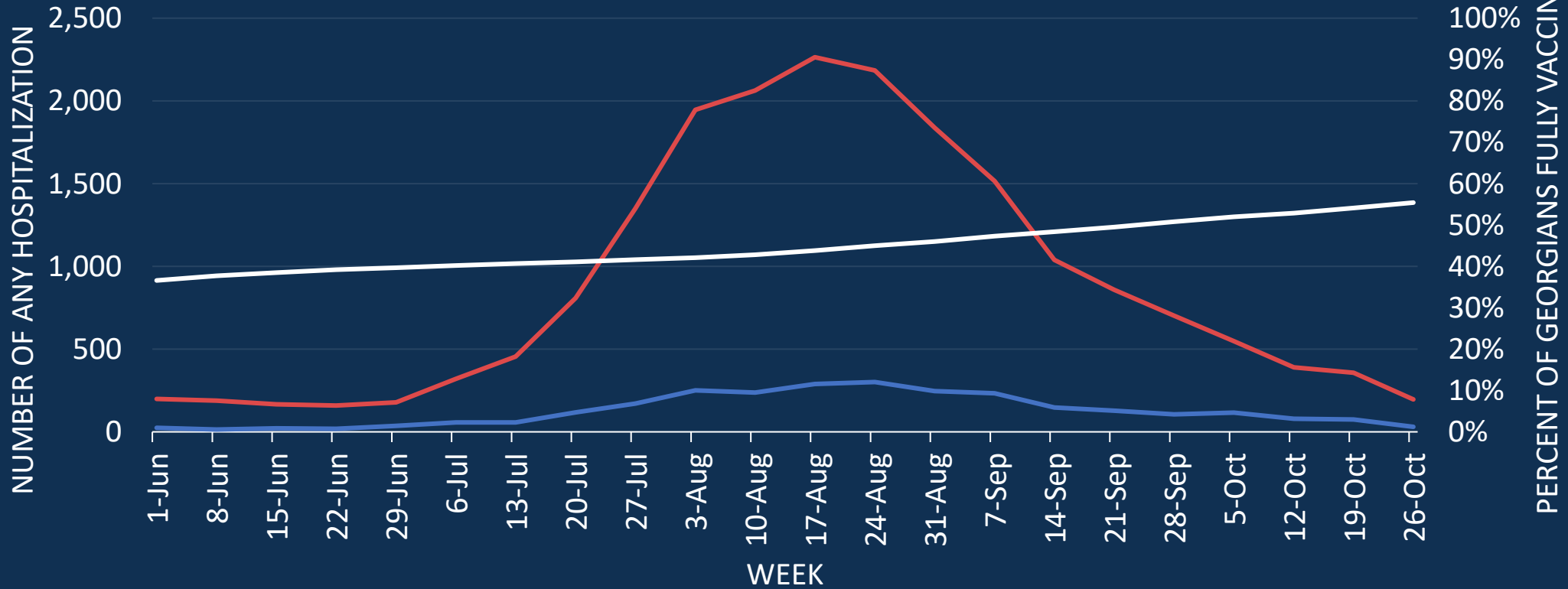
Case Counts by Vaccination Status

COVID-19 CASES BY DATE OF POSITIVE TEST AND VACCINATION STATUS, GEORGIA JUNE 1 – NOVEMBER 2, 2021



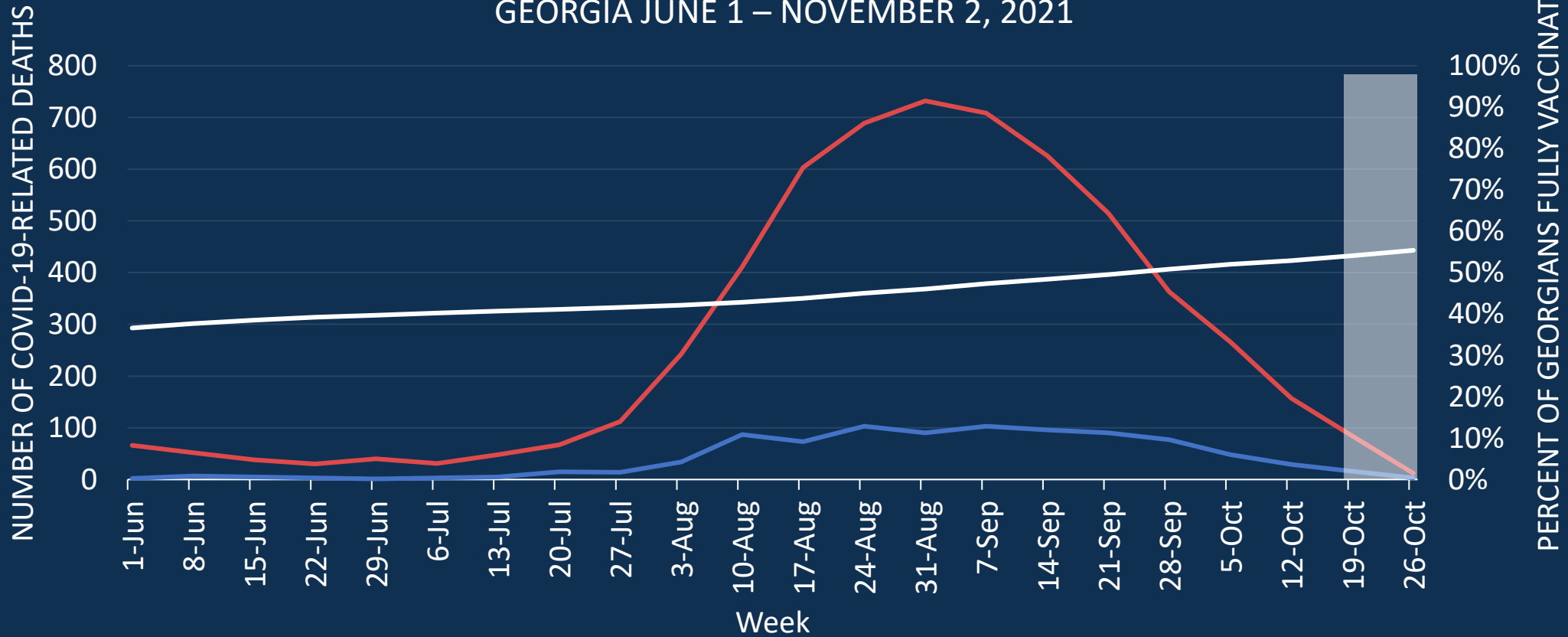
- Fully vaccinated at time of positive test
- Unvaccinated or partially vaccinated at time of positive test
- Cumulative vaccination rate

ANY HOSPITALIZATION BY DATE OF POSITIVE TEST AND VACCINATION STATUS, GEORGIA JUNE 1 – NOVEMBER 2, 2021



- Fully vaccinated at time of positive test
- Unvaccinated or partially vaccinated at time of positive test
- Cumulative vaccination rate

COVID-19-RELATED DEATHS BY DATE OF DEATH AND VACCINATION STATUS, GEORGIA JUNE 1 – NOVEMBER 2, 2021

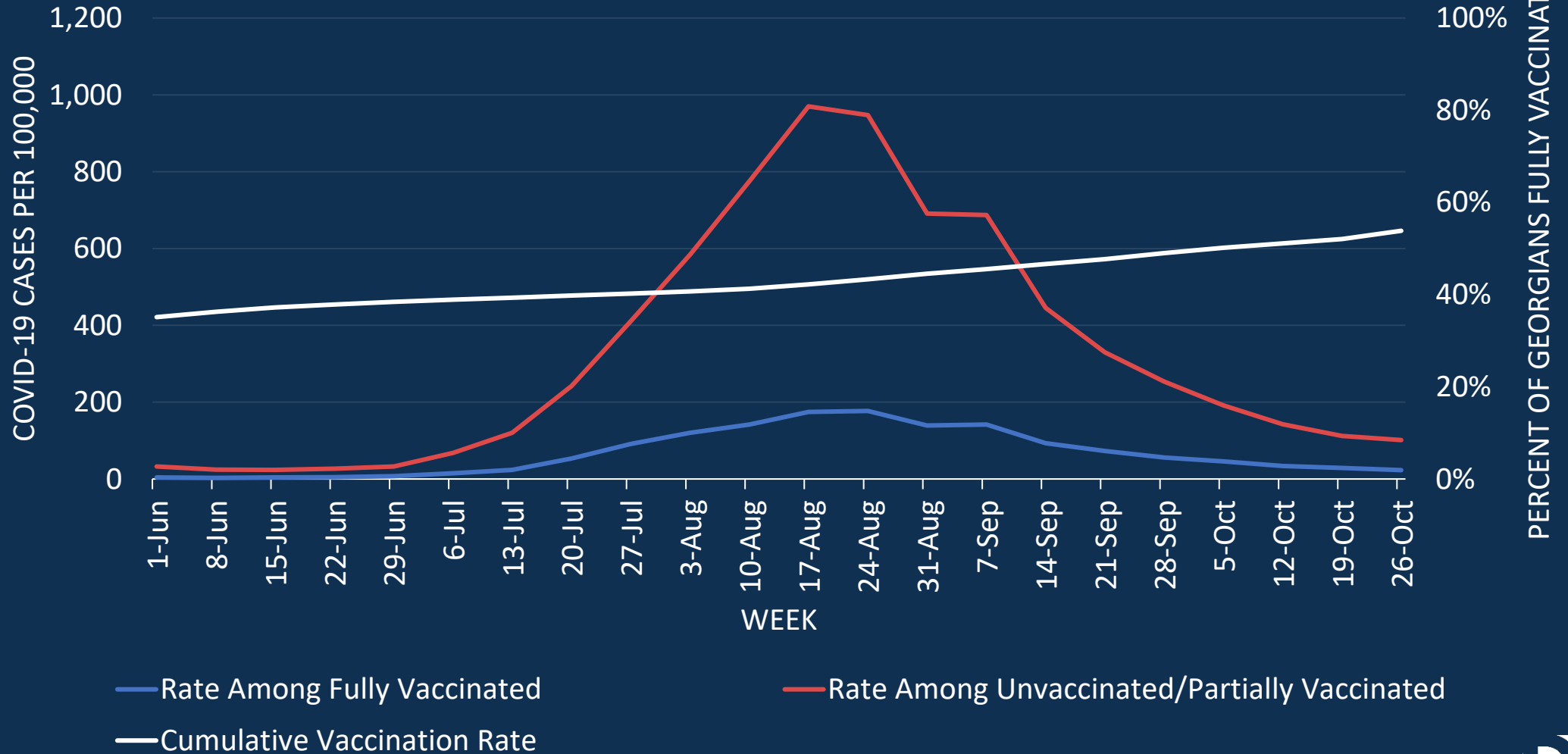


- Fully vaccinated at time of positive test
- Unvaccinated or partially vaccinated at time of positive test
- Cumulative vaccination rate

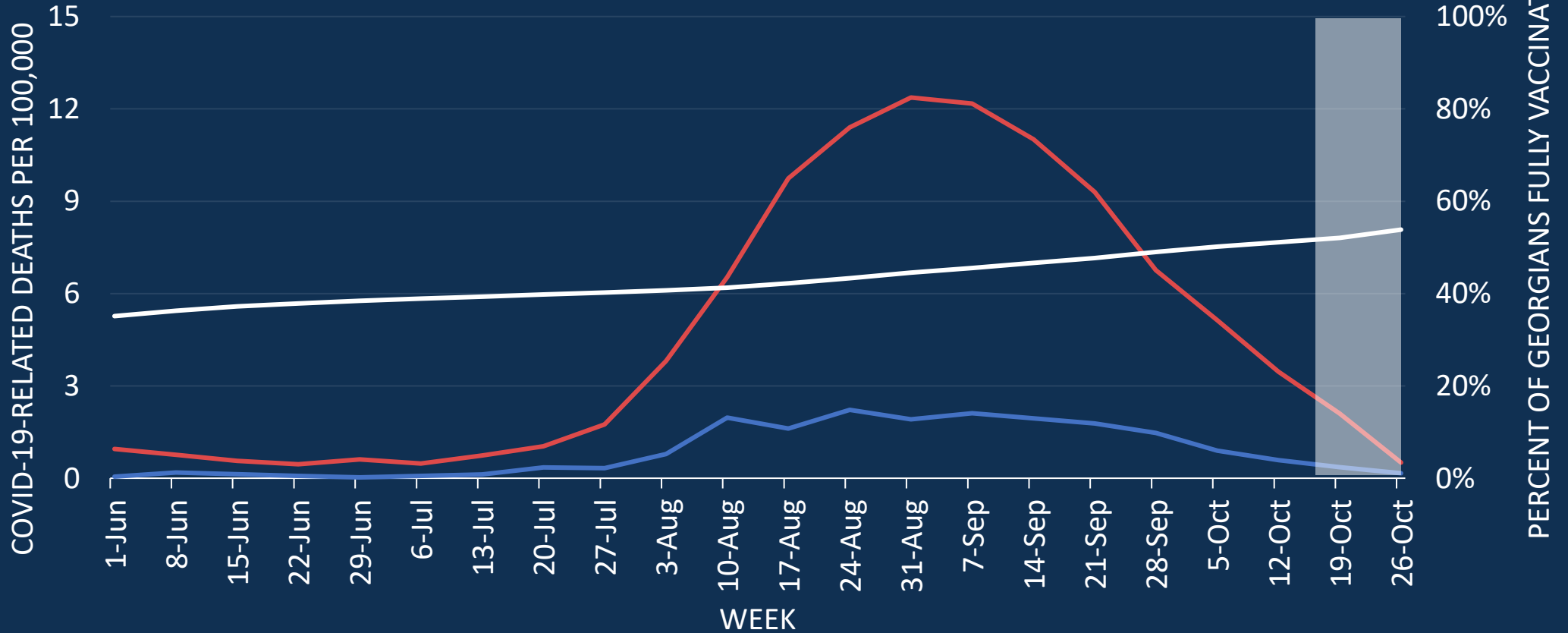
Death data for the past 14 days may be delayed

Case Rates by Vaccination Status

COVID-19 CASES PER 100,000 BY DATE OF POSITIVE TEST AND VACCINATION STATUS, GEORGIA JUNE 1 – NOVEMBER 2, 2021



COVID-19-RELATED DEATHS PER 100,000 BY DATE OF DEATH AND VACCINATION STATUS, GEORGIA JUNE 1 – NOVEMBER 2, 2021



— Rate Among Fully Vaccinated

— Rate Among Unvaccinated/Partially Vaccinated

— Cumulative Vaccination Rate

Death data for the past 14 days may be delayed