



NATIONAL GUARD BUREAU JOINT OPERATIONS CENTER OPSUM

030900ZJUN20

ng.ncr.arng.mbx.ngbjocctr@mail.mil

The overall classification of this brief is

~~UNCLASSIFIED//FOUO~~

MULTI-DOD-NGB-20-1623-A-00001

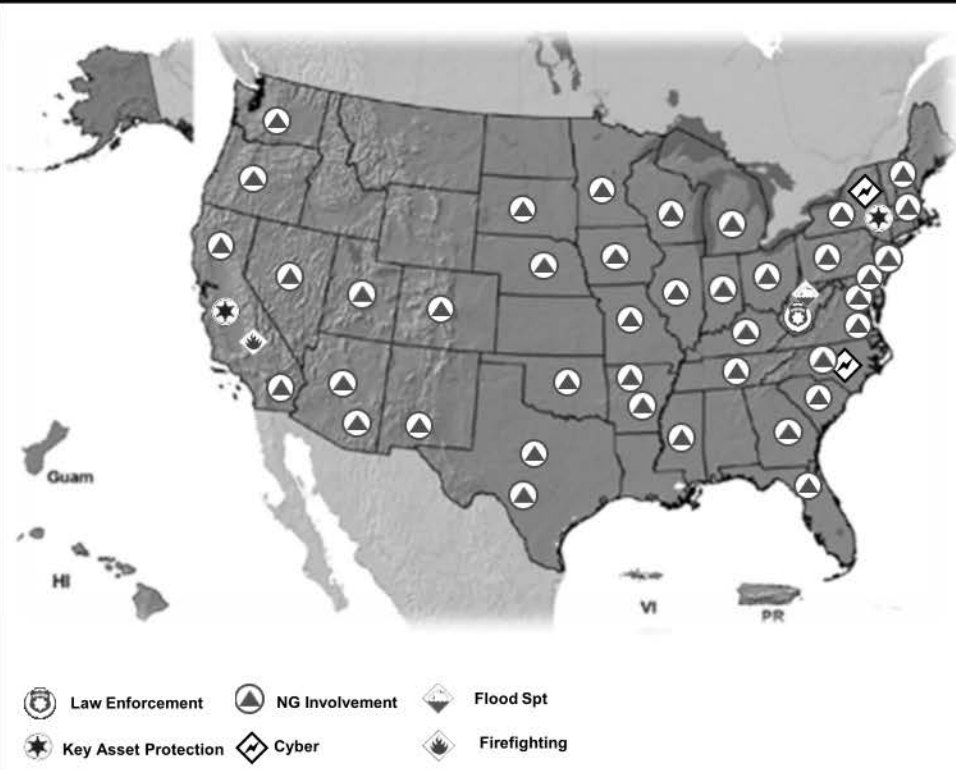
Excessive heat is forecast Wednesday and Thursday over the Desert Southwest including Phoenix and Las Vegas. Severe thunderstorms in the Central Plains and Mid-Atlantic are unlikely to produce NG involvement over the next 24 hours. There are 6,395,328 (+121,192) COVID-19 cases worldwide including 1,831,821 (+20,544) confirmed U.S. cases with 106,181 (+1,034) confirmed deaths. 32 states have activated NG for civil disturbances and more activations are anticipated over the next 24 hours. All states are currently supporting COVID-19 response. **NG SWB support to CBP and other steady state operations continue with minimal change.**

SITREPS (3)

STATE	DATE	MISSION	PAX
Multi	28-May-20	Civil Disturbance (+8,561)	28,995
Multi	30-Jan-20	2019 Novel Coronavirus (nCoV) (-2,537)	39,479
Multi	15-Apr-18	NG SW Border Support to CBP (AZ, CA, NM, TX) (-14)	2,432
TOTAL			70,906

STEADY STATE OPERATIONS (10)

STATE	DATE	MISSION	PAX
CA	27-Apr-20	Fire Response/Suppression	222
NC	17-Oct-19	Cyber Support	8
WV	9-Aug-18	Flood Support	21
WV	20-Dec-17	CD/AV Support to Law Enforcement	7
NY	1-Jan-16	Cyber Security Support	6
AR	15-Jan-15	JOC Support	4
NY	29-Dec-14	Citizen Preparedness	8
CA	1-Oct-06	Key Asset Protection	37
NY	1-Jan-05	Key Asset Protection	710
ALL	1-Oct-98	57 Civil Support Teams	1,254
TOTAL			2,277



Law Enforcement
 NG Involvement
 Flood Spt
 Key Asset Protection
 Cyber
 Firefighting

AS OF: 030900ZJUN20

DOMOPS	ARNG	ANG	Total
SITREPs and Steady State	62,691	10,492	73,183
HD/HS			
CD, ACA, GMD, NCR-IADS, EADS/WADS, Cyber, NORTHCOM	2,416	3,097	5,513
OCONUS CCMD			
Mobilized, RPA/DCGS, Space, Intel, MAF → TACC, Mob/DeMob, Other	22,205	6,114	28,319
Totals	87,312	19,703	107,015
Exercise	0	1	1
State Partnership Program/Security Assistance/Security Cooperation	0	0	0
Total NG Engagement	87,312	19,704	107,016

FUTURE EVENTS

- Salute to America, Mt Rushmore, SD; 03 JUL; SEAR 3
- Salute to America, Washington, DC; 04 JUL; SEAR 2
- Navy Pier Fireworks, Chicago, IL; 04 JUL; SEAR 2
- Macy's 4th of July, New York City, NY; 04 JUL; SEAR 3
- Indianapolis 500, Speedway, IN; 21-23 AUG; SEAR 2

MULTI-DOD-NGS-20-1623-A-000002

Lines of Effort

DTG:030900ZJUN20



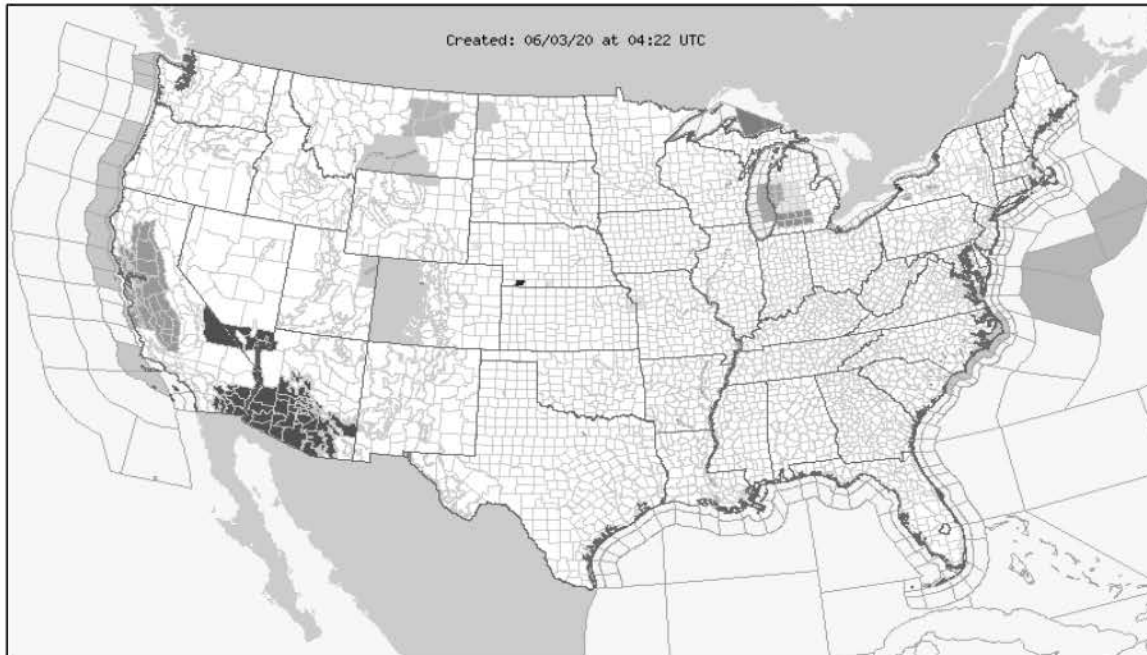
SITREP	60,776	10,130	70,906
DOMOPS STEADY STATE	ARNG	ANG	Total
(AR) JOC Support	4	0	4
(CA) Key Asset Protection	37	0	37
(CA) Wildfire Response (JTF Rattlesnake)	218	4	222
(NC) Cyber Support	8	0	8
(NY) Cyber Security Support	6	0	6
(NY) Citizen Preparedness Corp (CPC)	4	4	8
(NY) Key Asset Protection (Empire Shield)	588	122	710
(WV) CD/AV Support to Law Enforcement	3	4	7
(WV) Flood Support	21	0	21
57 Civil Support Teams	1,026	228	1,254
Steady State Total	1,915	362	2,277
DOMOPS (Open + Steady State) Totals & (% of Total NG Engagement)	62,691	10,492	73,183
HOMELAND DEFENSE / HOMELAND SECURITY	ARNG	ANG	Total
Aerospace Control Alert (T-32)	0	1,283	1,283
Counter Drug (T-32)	1,266	417	1,683
Cyber (T-10)	232	267	499
Eastern Air Defense Sector/ Western Air Defense Sector (T-32 & 10)	0	1,091	1,091
Ground Based Midcourse Defense (T-10) (GMD)	284	0	284
National Capitol Region- Integrated Air Defense System (ARNG/ANG T-10)	268	39	307
Other NORTHCOM (T-10)	366	0	366
HD/HS Totals & (% of Total Engage)	2,416	3,097	5,513
OCONUS CCMD SUPPORT	ARNG	ANG	Total
Distributed Common Ground System (T-32 & T-10)	0	1,089	1,089
Intel (T-32 & 10)	93	348	441
Mobility Air Force Tanker Airlift Control Center (T-32 & 10)	0	737	737
Mob/DeMob (T-10)	2,472	0	2,472
OCONUS Mobilized (T-10)	19,640	2,336	21,976
Remotely Piloted Aircraft (T-32 & 10)	0	1,598	1,598
Space (T-10)	0	0	0
Other	0	6	6
OCONUS CCMD Totals & (% of Total Engage)	22,205	6,114	28,319
EXERCISE & (% Total Engage)	0	1	1
State Partner Prog./Security Assist./Security Coop. & (% of Total Engage)	0	0	0
Total NG Engagement	87,312	19,704	107,016

MULTI-DOMAIN 20 1622A 000003

AMERICAN
OVERSIGHT

Current Weather, Watches, and Warnings

DTG:030900ZJUN20



NGB ASSESSMENT

Severe thunderstorms in the Central Plains and Mid-Atlantic are unlikely to produce NG involvement over the next 24 hours.

NATIONAL WEATHER

Clusters of strong to severe thunderstorms are possible Wednesday from parts of the northern and central Plains east into the northern Mid Atlantic. Tropical Storm Cristobal will meander over the Bay of Campeche before lifting north across the Gulf of Mexico on Friday. Excessive heat is forecast Wednesday and Thursday over the Desert Southwest including Phoenix and Las Vegas.

NCR NEXT 24 HOURS

Wednesday: Mostly sunny, with a high near 95. West wind 9 to 14 mph.

Wednesday Night: 30% chance of showers and thunderstorms, mostly cloudy, with a low around 71.

Severe Thunderstorm Warning	Excessive Heat Warning	Dense Fog Advisory	Beach Hazards Statement
Flash Flood Warning	Severe Thunderstorm Watch	Small Craft Advisory	Special Weather Statement
Severe Weather Statement	Gale Warning	Brisk Wind Advisory	Marine Weather Statement
Special Marine Warning	Heat Advisory	Hazardous Seas Warning	Air Quality Alert
Tropical Storm Warning	Flood Advisory	Lake Wind Advisory	Hydrologic Outlook
Flood Warning	High Surf Advisory	Rip Current Statement	

MULTI-DOD-NGB-20-1623-A-000004

NOAA NHC 5 Day Tropical Outlook

DTG:030900ZJUN20



NGB Assessment

Eastern Pacific



• NSTR

Atlantic

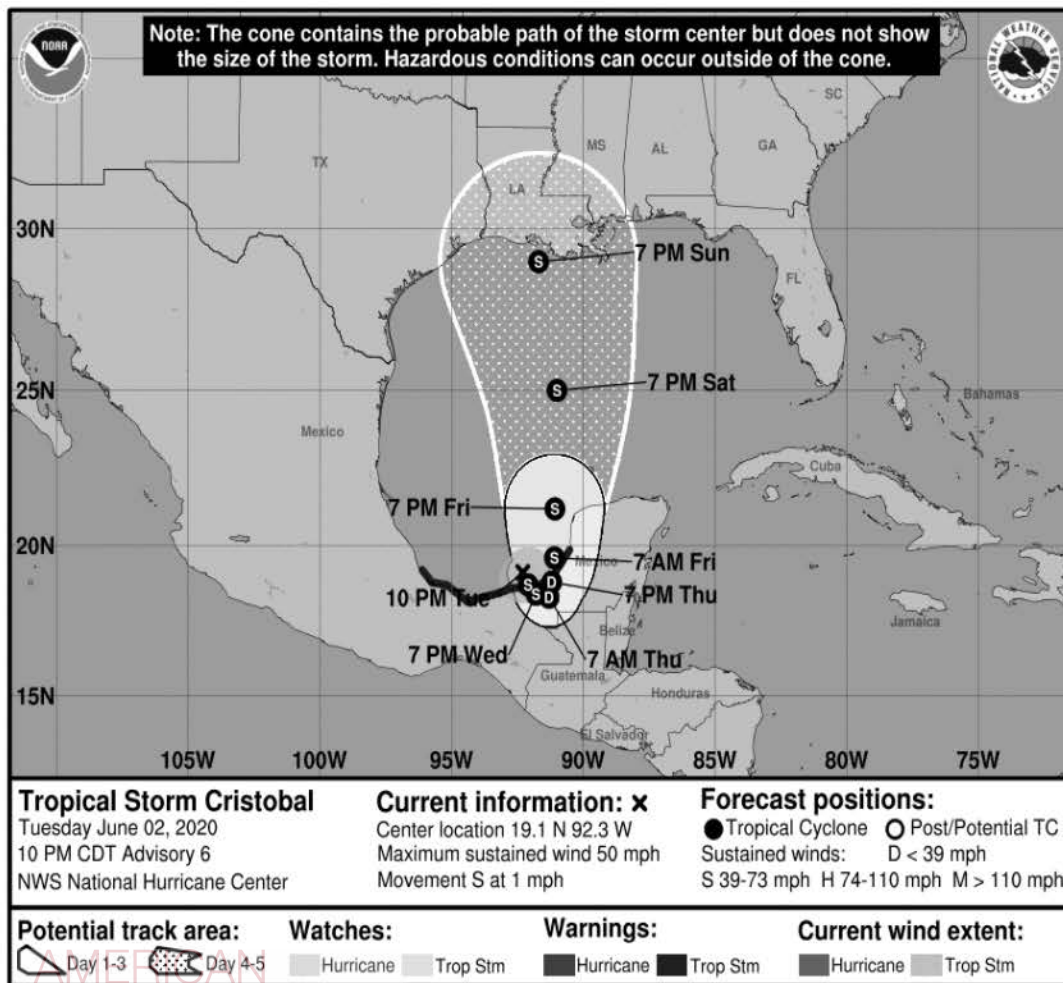


• Tropical Storm CRISTOBAL– Not expected to affect the U.S.until the weekend

Atlantic Tropical Weather



Tropical Storm CHRISTOBAL



- **Location:** 50 miles NW of Ciudad Del Carmen, Mexico
- **Maximum Sustained Winds:** 50 MPH
- **Movement & Speed:** S at 1 MPH
- **Outlook:** A turn toward the southeast and east is expected tonight and Wednesday, followed by a turn toward the north-northeast and north on Thursday and Friday. On the forecast track, the center will cross the southern Bay of Campeche coast later tonight or on Wednesday and move inland over eastern Mexico Wednesday night and Thursday. The center is forecast to move back over the Bay of Campeche Thursday night and Friday.
- **Watches and Warnings:** There are no coastal watches or warnings in effect for the U.S. at this moment.
- **Hazards Affecting Land:** No hazards affecting the U.S. at this moment.

MULTI-DOD-NGB-20-1623-A-000006

Last verified:030900ZJUN20

Civil Disturbance Overview

DTG:030900ZJUN20



NGB CIVIL DISTURBANCE Portal: https://gko.portal.ng.mil/joint/J3/J33/domres/SitePages/Civil_Disturbance.aspx

TOTAL STATE CIVIL DISTURBANCE SUPPORT (As of: 030300ZJUN20)			
# OF STATES	ARNG	ANG	Total
32	25,438	3,557	28,995
INJURED	0	0	0

Situation

Protests are expected to continue in multiple states with reduced incidents of violence from previous nights. Protests continue to occur near the White House but diminish in the evening hours due to the curfew. Peaceful protests will likely continue during the day (3 June 20) with the potential of becoming violent in the evening hours if the curfew is not enforced.

Thirty-one states and the District of Columbia are reporting their continuing support to civilian authorities, State Police, and other agencies.

7 states provided National Guardsmen to DC on 02JUN and 2,000 more are scheduled to arrive on the 3rd and 4th. The Force Protection Condition in the NCR is CHARLIE.

States are reporting implementation of local curfews when actively supported by the NG has made a positive impact on the reduction of violence.

There are no reports of injuries to NG personnel in the past 24 hours.



Current Operations

The Pennsylvania National Guard is supporting the Philadelphia PD with riot and looting control. Service members are conducting presence patrols in the downtown area, in the vicinity of City Hall. A QRF is positioned in Delaware County to respond to police requests if they become overwhelmed. The PANG is also utilizing an UH-72 Lakota in order to provide reconnaissance and over watch to enhance safety of law enforcement and property.

Soldiers from the 221st CAV, 609th EN & 72 MP NVNG are supporting police departments in Las Vegas and Reno. The service members are securing public facilities in order to allow the police to focus on law enforcement duties.

As protests have turned destructive and caused property damage, the MONG is providing critical site security in order to support the needs of Missouri State Highway Patrol and local civil authorities in the Kansas City and St. Louis metropolitan areas. Additional service members will arrive in St. Louis today.

Future Operations and Plans

- DCNG: Providing mobile civil disturbance capable of riot and looting interdiction; additional support is projected from FL, SC, TN in the next 2 days.
- KYNG: Continue to support KY civil unrest requirements as requested
- AKNG: Planning for scheduled protests in Kodiak on 04 June and Palmer on 06 June.
- CANG: Expecting in the next 24-72 hours more protests with agitation activities focused on highly affluent areas such as Los Angeles, Pasadena and Burbank; recent social media posts showing pictures and comments of CANG forces at LA Convention Center potentially pose a force protection risk.

Status of Approvals

State of Emergency Declarations: (8)

- Active: (8) AZ, CA, GA, MN, MO, ND, TX, VA

State Status of Support to Civil Disturbance (As of: 030900ZJUN20) (32)

- AR, AZ, CA, CO, DC, FL, GA, IA, IL, IN, KY, MA, MD, MI, MN, MO, MS, NC, NE, NH, NJ, NV, OH, PA, SC, SD, TN, TX, UT, VA, WA, WI

National Guard Bureau Support:

- NGB ABS activated at Level 1
- JLT has deployed to Minnesota and DC

Proper Use Memo (PUM):

- Pending: (0)
- Approved: (22) AZ, CA, DC, GA, IN, KY, MD, MN, MO, NC, NE, NJ, NY, NV, OH, PA, SC, UT, VA, WI (2), WV
- Anticipated: (1) DC

MULTI-DOD-NGB-20-1623-A-000007

Civil Disturbance Operations

DTG:030900ZJUN20



NG Operations Summary: The National Guard continues to provide augmentation of law enforcement agencies and support to civilian authorities as protests have become violent and destructive to property. NG missions include protection of citizens, critical infrastructure, and local businesses.

AR: Providing crowd control assistance to the Arkansas State Police in response to civil unrest throughout the state

AZ: Conducting site and area security ops ISO local LE agencies IOT protect key infrastructure

CA: Supporting multiple law enforcement agencies across the state with personnel and LUH-72 Lakota support

CO: Providing asset protection to 9 identified locations in Downtown Denver IVO Civic Center Park

DC: Providing civil disturbance support to the United States Park Police (USPP) and the Metropolitan Police Department (MPD) to protect life and infrastructure

FL: Sending 550 pax to support DCNG civil response

GA: LE support to Savannah and Atlanta PD

GU: SMS on standby ready to provide the Governor with response teams

IA: Staging personnel at Davenport Armory as a QRF

IL: Supporting Chicago PD with crowd control and area security. They will establish 16 checkpoints

IN: Providing personnel to support the DCNG; providing critical infrastructure support alongside the IPD

KY: Supporting Louisville Police Department throughout the city

MA: Supporting Boston PD to provide storefront security and civil disturbance assistance

MD: Providing transportation and security support to MSP and other law enforcement agencies if requested

ME: No NG support needed in in Portland and Bangor because the demonstrations were peaceful

MN: Conducting presence patrols, interacting with the local communities, and handing out water during the scheduled sit-in at the state capitol

MO: Providing Engineers by 03 JUN to support D.C. riot response, providing security to five critical sites with QRF

NC: Providing critical infrastructure support in four focused areas of Raleigh, Greenville, Fayetteville, and Asheville

ND: Providing EMAC support to MNNG for SAPI plates

NE: Nebraska Governor issued Peace Officer Authority to NGRF under the supervision of supported local law enforcement agencies

NH: Monitoring planned protest in Keene, NH with personnel in standby status to support if needed by state

NJ: Providing personnel to support DCNG

NV: Supporting Reno and Las Vegas PD with crowd control, and securing public facilities

NY: Staging Non-Lethal weapon sets in West NY for potential missions as protests are expected in Rochester

OH: Providing 100 personnel to support DCNG civil disturbance response; soldiers from 1-148 IN complete quarantine and begin training on 03 JUN at Camp Perry

PA: Supporting LE in Philadelphia and Pittsburg with infrastructure security and show of force; UH-72 providing aviation support in Philadelphia

SC: Conducting presence patrols with Charleston PD and Summerville PD; sending 415 pax to support DCNG civil response

SD: Providing support to LE in Sioux Falls, Pierre, and Rapid City

TN: Providing 1,000 pax to DCNG civil response on 04 Jun

TX: Supporting Dallas and Austin agencies. NGRF is on 'STAND-BY' status, Minneapolis victim's funeral will be held in TX, anticipate additional protest throughout the week

UT: Providing personnel to support DCNG; utilizing Blackhawks to provide State and National Guard leaders situational overview

VA: Providing crowd control, area & site security and incident awareness and assessment to police departments in the Richmond and Virginia Beach area; using LUH-72 Lakota for observation in vicinity of downtown Richmond

VI: Providing support to the local community during peaceful protest

WA: At 030800ZJUN2020, local time, all WANG members will muster at assigned armories in preparation for statewide support to law enforcement


WI: Providing security support to Green Bay, Milwaukee, Kenosha, Racine and Madison police departments as well as 2 UH-60s to Milwaukee

WY: Monitoring surrounding states and their civil disturbances; currently tracking three protest events throughout the state

MULTI-DOD-NGB-20-1623-A-000008

COVID-19 NG Current Operations

DTG:030900ZJUN20



NGB COVID-19 Portal: <https://gko.portal.ng.mil/joint/J3/J33/domres/SitePages/Home.aspx>

COVID-19 Lessons Learned Portal: <https://gko.portal.ng.mil/joint/J3/D05/SitePages/CoronavirusResponse.aspx>

Johns Hopkins University COVID-19 Virus Stats (As of: 030900ZJUN20)

	Total Cases	Deaths
US	1,831,821	106,181
Last 24 hrs	+20,544	+1,034
NG Cases	682	1

Non-Federalized NG C-19 PERSTAT (030300ZJUN20)

ARNG	33,078
ANG	6,401
TOTAL	39,479

Federalized NG C-19 Support

263rd AAMDC*	132
46th MP CMD	150
126th Mil Hist	3
TOTAL	285

*263rd AAMDC orders end 7JUN20

Situation

COVID-19 response priorities remain (1) testing and screening, (2) food distribution, (3) medical support, and (4) cleaning/sanitizing facilities.



Current Operations

The Maine National Guard continues to provide rapid response support to state public health agencies. The MENG continues to provide warehousing and distribution support to a CDC Logistics Facility. Additional, MENG SMs are conducting N95 fit testing and PPE training at Long Term Care Facilities to protect the elderly population within the state.

The New Jersey National Guard is continuing to provide support to mortuary affairs, veterans homes, hospitals, long term care facilities, and supporting COVID testing sites. NJNG is beginning to plan for a phased withdrawal of COVID testing sites and anticipates ending support at all locations except VA homes around 12JUN20.

The Ohio National Guard continues to support state agencies with 14 active missions. OHNG SMs are supporting food bank operations, testing and sample collection missions, public security, and quarantine management operations for affected SMs.

Future Operations and Plans

- CANG: Developing plan to handoff food bank missions to the California State Guard to ensure the CANG can meet additional community demand
- IANG: Continue to distribute PPE in all 99 counties, support to call center operations, mobile testing sites at 10 locations, and food bank support operations
- KSNB: Continue warehouse support ops, culinary support to prison systems, and non-congregate shelter support at 5 locations
- AKNG: Ongoing test site support, food distribution and state warehousing support

Status of Approvals

Presidential Memorandums;

- Approved: (49)

FEMA Major Disaster Declarations

- Approved: (57) (Seminole Tribe of Florida)

Dual Status Commander (DSC) requests

- Active: (1) NY
- Approved: (40)
- Requested: (1) DC
- Deactivated: (8) CT, MA, MI, NJ, PA, WA, LA, GU

T32 U.S.C §502(f) authorizations

- OSD Approved: (49)
- SecArmy Approved (1) DCNG

MULTI-DOD-NGB-20-1623-A-000009

COVID-19 NG Current Operations

DTG:030900ZJUN20



NG Operations Summary: The National Guard continues to support civilian authorities in the war on COVID-19. As States reopen, testing and screening has increased and is expected to continue to increase. Support for food bank operations and meal distributions remains high. Warehousing and distribution of PPE continues as well as call center support and augmentation of State Civilian Agencies.

Region I

CT, MA, ME, NH, RI, VT

CT: Testing kits to Long Term Care Facilities; Long Term Care Facility Inspections; Surge Site Retrograde Ops

MA: Conducting COVID testing, medical facility augmentation, logistical, efforts in support of PPE distribution, and MP support

ME: Providing logistical support for Togus VA Hospital, Northern Light Hospital, Portland Fire Dept and Lifeflight

NH: Beginning to close 10 of 14 ACF locations determined to be unnecessary for current cases throughout state

RI: Continue to provide support to PPE distributors, mobile testing teams, and hotels housing positive military cases

VT: Continuing to support SNS Warehouse operations and reception of FEMA deliveries

Region II

NJ, NY, PR, USVI

NJ: Continuing mortuary affairs, Veteran home, hospital, and LTC Facility support, providing assistance at up to 9 additional COVID testing sites

NY: Conducting logistics and warehouse operations, Javits Center Operations, Drive thru Test Sites, meal delivery, access control, call centers support, N95 fit testing, and medical equipment management mission sets

PR: Conducting screening OPS at ports of entry and maritime port facilities, first responders, testing at 10 identified sites, +1 mobile team at Canovanas, elderly testing at Guaynabo, Manatí, San Juan & Juana Diaz

VI: Airport Screening at 2 Airports (St. Croix, St. Thomas), Acute Care Facility Buildout, Execute Force health protection plan

Region III

DC, DE, MD, PA, VA, WV

DC: Providing transportation support for medical supplies from IAD to DC General Warehouse or V Street Warehouse

DE: Continuing to support statewide specimen collection and has tested more than 80,000 state residents

MD: Supporting food distribution for the Maryland State Dept of Education in Baltimore County at multiple Baltimore City Public Schools

PA: Assisting with the testing at Berks Heim Nursing Home;

VA: Continue to provide testing at LTC facilities and other congregate care sites, foodbank support, warehousing support, medical and other logistical support.

WV: Delivered more than 320,000 meals to state residents and has collected more than 10,000 COVID specimens.

Region IV

AL, FL, GA, KY, MS, NC, SC, TN

AL: Providing support to ADPH with medical, & logistic planners ISO state efforts to distribute equipment

FL: Resumed support to testing sites after they had temporarily closed due to reprioritization of personnel necessary to respond to George Floyd protests

GA: Continue to provide staffing and logistical help at DPH specimen collection sites

KY: Supporting PPE warehouse operations, call center ops

MS: Providing community testing in Jackson

NC: Supporting the Logistics Support Center and the State Emergency Operations Ctr

SC: Continue to support medical facilities, prisons, mobile testing sites, and food distribution missions

TN: Testing Support Volunteer Challenge Academy in Sumner County

Region V

IL, IN, MI, MN, OH, WI

IL: Supporting the operation of 10 community based testing sites

IN: Begin Testing Phase II; continue Medical Support, Hospital Support and Alternative Care Site Support

MI: Supporting Detroit Detention Center with warehouse operations, drive-thru testing at power generation in Dearborn

MN: Conducting testing at 6 armories across the state

OH: Supporting OH food banks, medical sample collection, guard, and housing support to ODRC

WI: 25 specimen collection teams have tested more than 88,000 state residents in support of local health departments and the WI Dept of Health Services

10 UNCLASSIFIED//FOUO

COVID-19 NG Current Operations

DTG:030900ZJUN20



NG Operations Summary: The National Guard continues to support civilian authorities in the war on COVID-19. As States reopen, testing and screening has increased and is expected to continue to increase. Support for food bank operations and meal distributions remains high. Warehousing and distribution of PPE continues as well as call center support and augmentation of State Civilian Agencies.

Region VI

AR, LA, NM, OK, TX

AR: Continue to support main efforts of PPE distribution and COVID testing

LA: Conducting medical testing at 17 supported sites, over 50k tested, local Food Bank support, 5.9M lbs distributed, warehouse and Logistical Support, over 30M PPE items distro, over 2k deliveries

NM: Providing PPE distribution statewide, transporting test specimens from test sites to labs, Pueblo/ Navajo Nation water/food distribution, test site support, sterilization of long term care facilities, supporting Chama with water

OK: Providing Log Support to Strategic National Stockpile Warehouse assisting with warehouse ops, disinfecting OK LTC facilities

TX: Supporting to support

Region VII

IA, KS, MO, NE

IA: Supporting 10 testing sites and specimen transportation throughout multiple counties

KS: 190th and 184th Medics are assisting in testing inmates and staff, test kit pick up and deliver COVID-19 test samples from testing sites to labs

MO: Conducting medical screening at 14 sites across the state; supporting Mobile Food Banks across the state by providing meals to 60,867 families; Assisting with School Meals Program in multiple locations across the state in the delivery of 146,293 meals

NE: Alternate Quarantine Housing Operations, PPE Distribution to 30 locations, Isolation Housing Operations, Food Bank, supporting SM screenings at installations around the state, operating 4 mobile testing sites

Region VIII

CO, MT, ND, SD, UT, WY

CO: Continue to build and support testing capacity and state COVID-19 mapping

MT: Conducting temperature screening operations at 11 Airports and Train stations, PPE resupply support, Battelle Decontamination System installation at AASF, drive-thru testing at Crow, Rocky Boy, and Little Shell Indian Reservations

ND: Supporting NDDoH with planning and operational resource support

SD: Conducting JOC operations with 2 call ctr support operations; EOC support

UT: Supporting Utah Dept of Health with LNO's and Warehouse Personnel for future surge capacity and possible testing sites

WY: 84th CST at State Laboratory COVID-19 test processing, AEOT supporting ANG COVID response (Travis AFB)

Region IX

AZ, CA, GU, HI, NV

AZ: Providing airlift support to transport FEMA and HHS supplies and personnel to Chinle and Ship Rock alternate care sites

CA: Reallocating forces supporting COVID due to current civil disturbance response

GU: Supporting Dept of Public Health and Social Services operations at 4 QFAC and the Int Airport

HI: Gradually reducing personnel requirements while continuing to support current mission sets of airport screening, unarmed security support, and strategic planning

NV: Support 5 Community Based Collection Sites/4 Mobile testing teams; 213K lbs of PPE delivered; 32K tests completed; 864K meals provided

Region X

AK, ID, OR, WA

AK: Supporting AK health dep warehouse/PPE logistic, supporting Kodiak harbor - COVID public outreach, support Salvation Army/Mass Care food distribution

ID: Conducting Future/Current operations planning, plans and SOP development; distributing PPE and medical supplies to assisted living facilities and tribal nations throughout the state

OR: Conducting PPE warehouse and distribution operations, assisting at County EOCs, providing security for the Oregon Medical

WA: Supporting 30 food bank sites, distributed over 1.3 million meals, over 19 million lbs. of food

MULTI-DOD-NGB-20-1623-A-000011

NG SW Border Support to CBP



DTG:030900ZJUN20



NG SWB Personnel Support to CBP:

ARNG	ARNG	ANG	TOTAL	CHANGE
AZ	544	77	621	-5
CA	111	25	136	0
NM	16	3	19	0
TX	1589	67	1656	-9
TOTAL	2260	172	2432	
Change	Net Change			-14

NG SWB Ground Mission Fill Rate ISO CBP					
STATES	DOD AUTH	ST AUTH	ASGN	DOD FILL	ST FILL
AZ	540	480	428	79%	89%
CA	499	82	106	21%	129%
NM	119	17	16	13%	94%
TX	1245	1403	1225	98%	87%
SWB TOTAL	2403	1982	1775	74%	90%

SITUATION

The National Guard is supporting the Department of Homeland Security's (DHS) US Customs and Border Protection (CBP) in order to assist with securing the Southwest Border of the United States.

FAA approved SSI and COA revision allowing TX NG Aviation to fly RQ-7B without visual observers. All required training is complete and TX TF Aviation has started flying the Shadow UAS with no visual observers in the Big Bend AO."

Action Memo for FY21 is pending SecDef review and signature.

22 external states are supporting with 658 personnel and/or equipment.

NG Aircraft for SW B Support to CBP:

Operational Hours Flown ISO CBP FY20						
	AZ		TX		TOTAL	
	Aircraft	Hours	Aircraft	Hours	Aircraft	Hours
UH-72	2	1227.8	6	2064.2	8	3292
UH-60	4	979.5	0	0	4	979.5
RC-26	1	657.4	2	493.8	3	1151.2
RQ-7	0	0	4	152.7	4	152.7
AZ - 2 St: 2 St=(1x each UH-72), 1 St=(3x UH-60) AZ =1ea					19	5575.4
TX - 4 St: 4 St=(1x each UH-72) TX = 2ea						

*1 Platoon operates the UAS systems. FAA restrictions allows the use of only one RQ-7 for CBP Mission

	JRSOI	C2	NG SWB Ground Support to CBP								Ground Total		Aviation		Ground + Aviation	Total On Orders
			Border Patrol		OFO		AMO		OI		Auth	Asgn	Auth	Asgn	Asgn	Asgn
States	Asgn	Asgn	Auth	Asgn	Auth	Asgn	Auth	Asgn	Auth	Asgn	Auth	Asgn	Auth	Asgn	Asgn	Asgn
AZ	14	85	405	357	60	53	0	0	15	18	480	428	144	94	522	621
CA	12	18	0	0	59	71	0	0	23	35	82	106	0	0	106	136
NM	0	3	17	16	0	0	0	0	0	0	17	16	0	0	16	19
TX	0	265	1084	921	279	253	1	6	39	45	1403	1225	200	166	1391	1656
TOTAL	26	371	1506	1294	398	377	1	6	77	98	1982	1775	344	260	2035	2432
*SWB CBP Fill Rate%				86%		95%		600%		127%	MUR-DOD-NGB-20-1623-A-000012					

National Guard Cyber Activities

DTG:030900ZJUN20



TOTAL STATE SUPPORT CIVIL DISTURBANCE SUPPORT

# OF STATES WITH SAD	# OF STATES WITH T10	TOTAL # STATES	TOTAL # OF NG TROOPS
04	17	21	344

STATE ACTIVE DUTY (SAD)

# OF STATES	ARNG	ANG	TOTAL # OF TROOPS
04	41	07	48

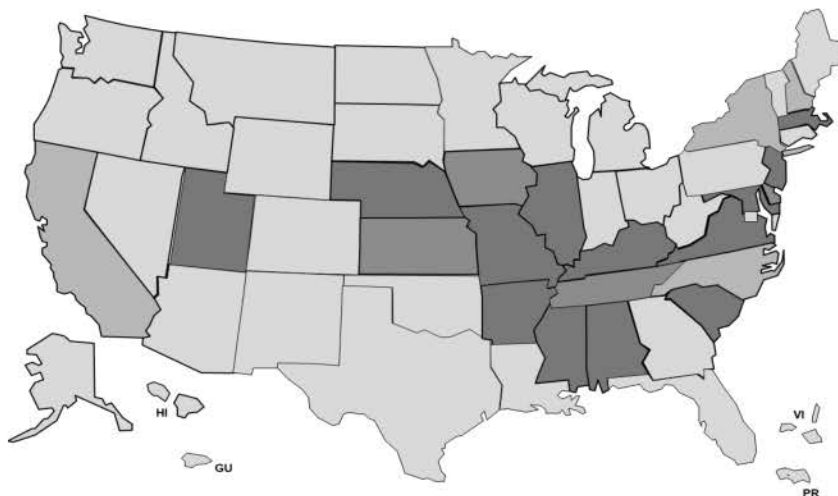
TITLE 10 MOBILIZATION

# OF STATES	ARNG	ANG	TOTAL # OF TROOPS
17	191	105	296

* T10 – NG deployed in support to USCYBERCOM
* T32 – Not reflected in stats due to limited usage

CURRENT OPERATIONS

- State Level
- MANG & NMNG supporting COVID-19 w/ T-32
 - NHNG: 2 personnel in SAD (1-ANG/1-ARNG) conducting cyber support to COVID-19 response(SMR & EOC/DoIT/OPORD 001-20).
 - NCNG: (Additional Cyber Mission) 4 personnel in SAD (all ARNG) cyber support/security to EM for COVID-19.
 - NCNG: 4 personnel in SAD (all ARNG) conducting cyber support/security.
 - NYNG: 6 personnel in SAD (all ARNG) for ongoing cyber monitoring operation.
 - CANG: 32 personnel in SAD (26 x ARNG & 6 ANG) for cyber monitoring mission.



- STATE ACTIVE DUTY
- SAD & T10 MOBILIZATION
- ARNG T10 MOBILIZATION
- ANG T10 MOBILIZATION
- ARNG & ANG T10 MOBILIZATION

SITUATION

- Department of Homeland Security
 - NSTR
- United States Northern Command
 - NSTR.
- United States Cyber Command
 - NSTR.
- National Guard Bureau
 - MD providing Cyber TF/COVID-19 support to MD DoIT.
 - SC is providing cyber ops ISO transportation sector.
 - DCO-NG increased monitoring of all DoDIN-A National Guard assets in Minnesota.

NATIONAL GUARD SUPPORT

- Election Events (Primaries/Caucuses)
 - VI – 06 JUN, PR – 07 JUN, GA & WVA – 09 JUN, KY, NY (mail-in) – 23 JUN
 - DE & NJ – 07 JUL, LA – 11 JUL
 - CT – 11 AUG, Democratic Nat'l Convention – 17 AUG, Republican National Convention – 24 AUG
- National Guard Bureau
 - NSTR.
- State Partnership Program
 - Suspended due to COVID-19 until further notice.

MULTI-DOD-NGB-20-1623-A-000013

DOMOPS	ARNG	ANG	Total
SITREPs and Steady State	62,691	10,492	73,183
HD/HS			
CD, ACA, GMD, NCR-IADS, EADS/WADS, Cyber, NORTHCOM	2,416	3,097	5,513
OCONUS CCMDC			
Mobilized, RPA/DCGS, Space, Intel, MAF → TACC, Mob/DeMob, Other	22,205	6,114	28,319
Totals	87,312	19,703	107,015
Exercise	0	1	1
State Partnership Program/Security Assistance/Security Cooperation	0	0	0
Total NG Engagement	87,312	19,704	107,016

Info Push Prep - As of: 06/02/2020 INFOPUSH													Daily Mission Numbers - UNCLASSIFIED//FOUO	
State	DOMOPS SITREPs												Totals by State Mission	
	SAD		T-32 State		502 (f) (1)		502 (f) (2)		Title 5		Title 10			
	ARNG	ANG	ARNG	ANG	ARNG	ANG	ARNG	ANG	ARNG	ANG	ARNG	ANG		
(AZ) Southwest Border							544	77					621	
(CA) Southwest Border							111	25					136	
(NM) Southwest Border							16	3					19	
(TX) Southwest Border							1,589	67					1,656	
(Multi) COVID-19 Response	914	207	3,256	740	302	50	28,440	5,382	35	0	117	22	39,479	
(Multi) Civil Disturbance	18,938	2,660	3,613	568	605	292	2,279	37	1	0	2	0	28,995	
Open SITREP Totals (ARNG/ANG)	19,852	2,867	6,869	1,308	907	342	32,979	5,591	36	0	119	22	70,906	
Totals (All)	22,719		8,177		1,249		38,570		36		141			
DOMOPS Steady State														
(AR) JOC Support			4										4	
(CA) Key Asset Protection	37												37	
(CA) Wildfire Response (JTF Rattlesnake)	218	4											222	
(NC) Cyber Support	8												8	
(NY) Cyber Security Support	6												6	
(NY) Citizen Preparedness Corp (CPC)	4	4											8	
(NY) Key Asset Protection (Empire Shield)	588	122											710	
(WV) CD/AV Support to Law Enforcement	3	4											7	
(WV) Flood Support	21												21	
57 Civil Support Teams			1,026	228									1,254	
Steady State Operations Totals (ARNG/ANG)	885	134	1030	228	0	0	0	0	0	0	0	0	2,277	
	ARNG	ANG	Total										Steady State Total	
DOMOPS Totals	62,691	10,492	73,183										DOMOPS Total	
													73,183	
Homeland Defense / Homeland Security														
Aerospace Control Alert (T-32)				1016								267	1,283	
Counter Drug (T-32)							1,266	417					1,683	
Cyber (T32 & T-10) (NORTHCOM)	41	7		155							191	105	499	
EADS/WADS (C2)				1027								64	1,091	
Ground Based Midcourse Defense (T-10) (GMD)											284		284	
NCR-IADS (ARNG/ANG T-10) (NORTHCOM)											268	39	307	
Other NORTHCOM (T-10)											366		366	
HD/HS Totals	2,416	3,097	5,513	2,198	0	0	1,266	417	0	0	1,109	475	5,513	
OCONUS CCMDC SUPPORT														
DCGS				540									549	
Intel			93	207									141	
MAF/TACC (T-32 & 10)												737	737	
Mob/DeMob (T-10)											2,472		2,472	
OCONUS Mobilized (T-10) COP Manager updates weekly											19,640	2,336	21,976	
RPA				816								782	1,598	
Space (T-10)												0	0	
Other												6	6	
OCONUS CCMDC SUPPORT Totals	ARNG	ANG	Total	1563	0	0	0	0	0	0	22,112	3,778	28,319	
	22,205	6,114	28,319								T-10	23,221	3,097	
												6,875	NORTHCOM	

State	SAD		T-32 State		502 (f) (1)		502 (f) (2)		Title 5		Title 10		Cont.		Total		Totals by State
	ARNG	ANG	ARNG	ANG	ARNG	ANG	ARNG	ANG	ARNG	ANG	ARNG	ANG	ARNG	ANG	ARNG	ANG	Mission
(AK) Civil Disturbance	0	0	0	0	0	0	0	0	0	0	0	0	0	0	0	0	0
(AL) Civil Disturbance	0	0	0	0	0	0	0	0	0	0	0	0	0	0	0	0	0
(AR) Civil Disturbance	64	34	0	0	0	0	0	0	0	0	0	0	0	0	64	34	98
(AZ) Civil Disturbance	0	0	0	0	0	0	0	0	0	0	0	0	0	0	0	0	0
(CA) Civil Disturbance	6,260	783	437	142	0	0	0	0	0	0	0	0	0	0	6,697	925	7,622
(CO) Civil Disturbance	99	0	0	0	0	0	0	0	0	0	0	0	0	0	99	0	99
(CT) Civil Disturbance	0	0	0	0	0	0	0	0	0	0	0	0	0	0	0	0	0
(DC) Civil Disturbance	0	0	159	156	603	292	0	0	0	0	1	0	0	0	763	448	1,211
(DE) Civil Disturbance	0	0	0	0	0	0	0	0	0	0	0	0	0	0	0	0	0
(FL) Civil Disturbance	0	0	0	0	0	0	0	0	0	0	0	0	0	0	0	0	0
(GA) Civil Disturbance	124	22	149	0	0	0	1,130	28	0	0	0	0	0	0	1,403	50	1,453
(GU) Civil Disturbance	0	0	0	0	0	0	0	0	0	0	0	0	0	0	0	0	0
(HI) Civil Disturbance	0	0	0	0	0	0	0	0	0	0	0	0	0	0	0	0	0
(IA) Civil Disturbance	70	0	0	0	0	0	0	0	0	0	0	0	0	0	70	0	70
(ID) Civil Disturbance	0	0	0	0	0	0	0	0	0	0	0	0	0	0	0	0	0
(IL) Civil Disturbance	351	0	23	0	0	0	0	0	0	0	0	0	0	0	374	0	374
(IN) Civil Disturbance	172	8	13	16	0	0	0	0	0	0	0	0	0	0	185	24	209
(KS) Civil Disturbance	0	0	0	0	0	0	0	0	0	0	0	0	0	0	0	0	0
(KY) Civil Disturbance	390	39	73	26	0	0	0	0	0	0	0	0	0	0	463	65	528
(LA) Civil Disturbance	0	0	0	0	0	0	0	0	0	0	0	0	0	0	0	0	0
(MA) Civil Disturbance	522	0	3	0	0	0	3	0	0	0	0	0	0	0	528	0	528
(MD) Civil Disturbance	0	0	24	0	0	0	193	0	0	0	0	0	0	0	217	0	217
(ME) Civil Disturbance	0	0	0	0	0	0	0	0	0	0	0	0	0	0	0	0	0
(MI) Civil Disturbance	339	0	137	0	0	0	44	0	0	0	0	0	0	0	520	0	520
(MN) Civil Disturbance	3,524	1,466	1,841	139	0	0	0	0	0	0	0	0	0	0	5,365	1,605	6,970
(MO) Civil Disturbance	0	0	331	0	0	0	0	0	0	0	0	0	0	0	331	0	331
(MS) Civil Disturbance	0	0	0	0	0	0	0	0	0	0	0	0	0	0	0	0	0
(MT) Civil Disturbance	0	0	0	0	0	0	0	0	0	0	0	0	0	0	0	0	0
(NC) Civil Disturbance	484	0	26	0	0	0	0	0	0	0	0	0	0	0	510	0	510
(ND) Civil Disturbance	0	0	0	0	0	0	0	0	0	0	0	0	0	0	0	0	0
(NE) Civil Disturbance	453	27	45	1	1	4	0	0	0	0	0	0	0	0	503	28	531
(NH) Civil Disturbance	0	0	0	0	0	0	0	0	0	0	0	0	0	0	0	0	0
(NJ) Civil Disturbance	0	0	0	0	0	0	0	0	0	0	0	0	0	0	0	0	0
(NM) Civil Disturbance	0	0	0	0	0	0	0	0	0	0	0	0	0	0	0	0	0
(NV) Civil Disturbance	60	0	5	0	0	0	0	0	0	0	0	0	0	0	65	0	65
(NY) Civil Disturbance	0	0	0	0	0	0	0	0	0	0	0	0	0	0	0	0	0
(OH) Civil Disturbance	1,182	107	6	7	0	0	0	0	0	0	0	0	0	0	1,188	114	1,302
(OK) Civil Disturbance	0	0	0	0	0	0	0	0	0	0	0	0	0	0	0	0	0
(OR) Civil Disturbance	0	0	0	0	0	0	0	0	0	0	0	0	0	0	0	0	0
(PA) Civil Disturbance	1,335	18	0	0	0	0	0	0	0	0	0	0	0	0	1,335	18	1,353
(PR) Civil Disturbance	0	0	0	0	0	0	0	0	0	0	0	0	0	0	0	0	0
(RI) Civil Disturbance	0	0	0	0	0	0	0	0	0	0	0	0	0	0	0	0	0
(SC) Civil Disturbance	398	0	0	0	0	0	0	0	0	0	0	0	0	0	398	0	398
(SD) Civil Disturbance	145	11	5	18	0	0	0	0	0	0	0	0	0	0	150	29	179
(TN) Civil Disturbance	409	40	23	37	0	0	0	0	0	0	0	0	0	0	432	77	509
(TX) Civil Disturbance	719	84	44	19	0	0	419	9	0	0	0	0	0	0	1,182	112	1,294
(UT) Civil Disturbance	134	20	80	6	0	0	0	0	1	0	0	0	0	0	215	26	241
(VA) Civil Disturbance	638	0	116	0	0	0	0	0	0	1	0	0	0	0	755	0	755
(VI) Civil Disturbance	0	0	0	0	0	0	0	0	0	0	0	0	0	0	0	0	0
(VT) Civil Disturbance	0	0	0	0	0	0	0	0	0	0	0	0	0	0	0	0	0
(WA) Civil Disturbance	0	0	0	0	0	0	486	0	0	0	0	0	0	0	486	0	486
(WI) Civil Disturbance	1,066	1	73	1	1	0	0	0	0	0	0	0	0	0	1,140	2	1,142
(WV) Civil Disturbance	0	0	0	0	0	0	0	0	0	0	0	0	0	0	0	0	0
(WY) Civil Disturbance	0	0	0	0	0	0	0	0	0	0	0	0	0	0	0	0	0
TOTAL	18,938	2,660	3,613	568	605	292	2,279	37	1	0	2	0	0	0	25,438	3,557	28,995
Count:														Not Included			

State	SAD		T-32 State		502 (f) (1)		502 (f) (2)		Title 5		Title 10		Cont.		Total		Totals by State	Notes/Comments	#REF!
	ARNG	ANG	ARNG	ANG	ARNG	ANG	ARNG	ANG	ARNG	ANG	ARNG	ANG	ARNG	ANG	ARNG	ANG	Mission		
(AK) Civil Disturbance	0	0	0	0	0	0	0	0	0	0	0	0	0	0	0	0	0		
(AL) Civil Disturbance	0	0	0	0	0	0	0	0	0	0	0	0	0	0	0	0	0		
(AR) Civil Disturbance	72	38	4	13	0	0	0	0	0	0	0	0	0	0	76	51	127		
(AZ) Civil Disturbance	0	0	0	0	0	0	0	0	0	0	0	0	0	0	0	0	0		
(CA) Civil Disturbance	2,374	100	161	17	0	0	0	0	0	0	0	0	0	0	2,535	117	2,652		
(CO) Civil Disturbance	100	0	0	0	0	0	0	0	0	0	0	0	0	0	100	0	100		
(CT) Civil Disturbance	0	0	0	0	0	0	0	0	0	0	0	0	0	0	0	0	0		
(DC) Civil Disturbance	0	0	0	0	0	0	553	85	0	0	0	0	0	0	553	85	638		
(DE) Civil Disturbance	0	0	0	0	0	0	0	0	0	0	0	0	0	0	0	0	0		
(FL) Civil Disturbance	0	0	0	0	0	0	0	0	0	0	0	0	0	0	0	0	0		
(GA) Civil Disturbance	171	20	98	6	0	0	702	13	0	0	0	0	0	0	971	39	1,010		
(GU) Civil Disturbance	0	0	0	0	0	0	0	0	0	0	0	0	0	0	0	0	0		
(HI) Civil Disturbance	0	0	0	0	0	0	0	0	0	0	0	0	0	0	0	0	0		
(IA) Civil Disturbance	70	0	0	0	0	0	0	0	0	0	0	0	0	0	70	0	70		
(ID) Civil Disturbance	0	0	0	0	0	0	0	0	0	0	0	0	0	0	0	0	0		
(IL) Civil Disturbance	337	0	22	0	0	0	0	0	0	0	0	0	0	0	359	0	359		
(IN) Civil Disturbance	172	8	8	16	0	0	0	0	0	0	0	0	0	0	180	24	204		
(KS) Civil Disturbance	0	0	0	0	0	0	0	0	0	0	0	0	0	0	0	0	0		
(KY) Civil Disturbance	317	25	66	23	0	0	0	0	0	0	0	0	0	0	383	48	431		
(LA) Civil Disturbance	0	0	0	0	0	0	0	0	0	0	0	0	0	0	0	0	0		
(MA) Civil Disturbance	238	31	20	9	0	0	0	0	0	0	0	0	0	0	258	40	298		
(MD) Civil Disturbance	0	0	476	0	0	0	0	0	0	0	0	0	0	0	476	0	476		
(ME) Civil Disturbance	0	0	0	0	0	0	0	0	0	0	0	0	0	0	0	0	0		
(MI) Civil Disturbance	362	0	136	0	0	0	0	0	0	0	0	0	0	0	498	0	498		
(MN) Civil Disturbance	3,524	1,466	1,841	139	0	0	0	0	0	0	0	0	0	0	5,365	1,605	6,970		
(MO) Civil Disturbance	0	0	338	0	0	0	0	0	0	0	0	0	0	0	338	0	338		
(MS) Civil Disturbance	0	0	0	0	0	0	0	0	0	0	0	0	0	0	0	0	0		
(MT) Civil Disturbance	0	0	0	0	0	0	0	0	0	0	0	0	0	0	0	0	0		
(NC) Civil Disturbance	474	0	0	0	0	0	0	0	0	0	0	0	0	0	474	0	474		
(ND) Civil Disturbance	0	0	0	0	0	0	0	0	0	0	0	0	0	0	0	0	0		
(NE) Civil Disturbance	446	22	46	1	1	2	2	1	0	0	0	0	0	0	495	26	521		
(NH) Civil Disturbance	0	0	0	0	0	0	0	0	0	0	0	0	0	0	0	0	0		
(NJ) Civil Disturbance	0	0	0	0	0	0	0	0	0	0	0	0	0	0	0	0	0		
(NM) Civil Disturbance	0	0	0	0	0	0	0	0	0	0	0	0	0	0	0	0	0		
(NV) Civil Disturbance	43	0	0	0	0	0	14	0	0	0	0	0	0	0	57	0	57		
(NY) Civil Disturbance	0	0	0	0	0	0	0	0	0	0	0	0	0	0	0	0	0		
(OH) Civil Disturbance	913	106	17	7	0	0	0	0	0	0	0	0	0	0	930	113	1,043		
(OK) Civil Disturbance	0	0	0	0	0	0	0	0	0	0	0	0	0	0	0	0	0		
(OR) Civil Disturbance	0	0	0	0	0	0	0	0	0	0	0	0	0	0	0	0	0		
(PA) Civil Disturbance	801	18	0	0	0	0	0	0	0	0	0	0	0	0	801	18	819		
(PR) Civil Disturbance	0	0	0	0	0	0	0	0	0	0	0	0	0	0	0	0	0		
(RI) Civil Disturbance	0	0	0	0	0	0	0	0	0	0	0	0	0	0	0	0	0		
(SC) Civil Disturbance	171	0	0	0	0	0	0	0	0	0	0	0	0	0	171	0	171		
(SD) Civil Disturbance	98	12	0	14	0	0	0	0	0	0	0	0	0	0	98	26	124		
(TN) Civil Disturbance	399	40	23	37	0	0	0	0	0	0	0	0	0	0	422	77	499		
(TX) Civil Disturbance	585	38	4	2	0	0	385	9	0	0	0	0	0	0	974	49	1,023		
(UT) Civil Disturbance	134	27	100	19	0	0	0	0	1	0	1	3	0	0	236	49	285		
(VA) Civil Disturbance	0	0	0	0	0	0	0	0	0	0	0	0	0	0	0	0	0		
(VI) Civil Disturbance	0	0	0	0	0	0	0	0	0	0	0	0	0	0	0	0	0		
(VT) Civil Disturbance	0	0	0	0	0	0	0	0	0	0	0	0	0	0	0	0	0		
(WA) Civil Disturbance	0	0	0	0	0	0	199	0	0	0	0	0	0	0	199	0	199		
(WI) Civil Disturbance	1,006	0	42	0	0	0	0	0	0	0	0	0	0	0	1,048	0	1,048		
(WV) Civil Disturbance	0	0	0	0	0	0	0	0	0	0	0	0	0	0	0	0	0		
(WY) Civil Disturbance	0	0	0	0	0	0	0	0	0	0	0	0	0	0	0	0	0		
TOTAL	12,807	1,951	3,402	303	1	2	1,855	108	1	0	1	3	0	0	18,067	2,367	20,434		
Count:														Total Contractors		20,434			
54														0					

State	SAD		T-32 State		502 (f) (1)		502 (f) (2)		Title 5		Title 10		Cont.		Total		Totals by State
	ARNG	ANG	ARNG	ANG	ARNG	ANG	ARNG	ANG	ARNG	ANG	ARNG	ANG	ARNG	ANG	ARNG	ANG	Mission
(AK) COVID-19 Response	0	0	38	21	28	4	48	31	4	0	0	0	0	0	118	56	174
(AL) COVID-19 Response	0	0	27	6	0	0	441	55	0	0	0	0	0	0	468	61	529
(AR) COVID-19 Response	11	0	23	0	0	0	0	0	0	0	0	2	0	34	0	34	
(AZ) COVID-19 Response	0	0	42	4	0	0	753	75	0	0	0	0	0	795	79	874	
(CA) COVID-19 Response	54	12	94	51	0	0	1,013	371	0	0	0	0	0	1,161	434	1,595	
(CO) COVID-19 Response	0	0	38	5	15	1	164	130	2	0	0	0	0	219	136	355	
(CT) COVID-19 Response	31	0	113	85	0	0	287	96	0	0	0	0	0	431	181	612	
(DC) COVID-19 Response	0	0	159	156	0	0	603	292	0	0	1	0	0	763	448	1,211	
(DE) COVID-19 Response	0	0	0	0	24	0	144	33	0	0	3	5	0	171	38	209	
(FL) COVID-19 Response	5	2	208	24	15	3	1,733	113	0	0	0	0	0	1,961	142	2,103	
(GA) COVID-19 Response	0	0	323	7	0	0	929	167	0	0	3	0	4	1,255	174	1,429	
(GU) COVID-19 Response	1	0	47	14	0	0	161	88	2	0	0	5	0	211	107	318	
(HI) COVID-19 Response	0	0	93	10	0	0	519	191	0	0	0	0	0	612	201	813	
(IA) COVID-19 Response	0	0	26	7	0	0	498	125	0	0	0	0	0	524	132	656	
(ID) COVID-19 Response	0	0	3	3	0	0	0	0	2	0	0	0	0	5	3	8	
(IL) COVID-19 Response	2	0	32	17	0	0	932	117	0	0	0	0	0	966	134	1,100	
(IN) COVID-19 Response	0	0	69	12	0	0	1,018	50	1	0	0	1	5	1,088	63	1,151	
(KS) COVID-19 Response	0	2	14	2	0	0	348	67	0	0	0	0	0	362	71	433	
(KY) COVID-19 Response	0	0	34	4	11	2	145	30	0	0	0	0	0	190	36	226	
(LA) COVID-19 Response	0	0	0	0	0	4	835	67	0	0	0	0	0	835	71	906	
(MA) COVID-19 Response	61	7	350	15	0	0	1,333	12	0	0	0	0	0	1,744	34	1,778	
(MD) COVID-19 Response	0	5	290	20	25	0	833	40	1	0	0	0	0	1,149	65	1,214	
(ME) COVID-19 Response	0	0	22	0	11	0	28	21	1	0	1	0	0	62	22	84	
(MI) COVID-19 Response	146	0	28	11	0	0	532	123	1	0	1	0	0	708	134	842	
(MN) COVID-19 Response	71	35	50	68	0	0	0	0	0	0	0	3	0	121	103	224	
(MO) COVID-19 Response	0	0	149	10	0	0	838	88	0	0	0	0	0	987	98	1,085	
(MS) COVID-19 Response	1	0	42	0	0	5	294	115	0	0	0	0	0	337	120	457	
(MT) COVID-19 Response	0	0	2	0	0	0	112	33	0	0	0	0	0	114	33	147	
(NC) COVID-19 Response	4	0	0	0	0	0	322	22	1	0	0	0	0	327	22	349	
(ND) COVID-19 Response	0	0	30	2	0	2	230	33	0	0	0	0	0	260	37	297	
(NE) COVID-19 Response	1	1	13	13	16	4	221	58	0	0	0	0	0	251	76	327	
(NH) COVID-19 Response	1	2	21	7	24	4	459	212	0	0	0	0	0	505	225	730	
(NJ) COVID-19 Response	0	0	40	6	0	0	577	235	0	0	0	0	0	617	241	858	
(NM) COVID-19 Response	7	1	61	19	0	0	347	129	0	0	0	0	0	415	149	564	
(NV) COVID-19 Response	0	0	118	21	0	0	685	183	0	0	0	0	0	803	204	1,007	
(NY) COVID-19 Response	10	2	33	1	0	0	2,356	327	0	0	0	0	0	2,399	330	2,729	
(OH) COVID-19 Response	0	0	2	0	7	1	706	170	0	0	0	0	0	715	171	886	
(OK) COVID-19 Response	0	0	0	0	0	0	257	103	0	0	0	0	0	257	103	360	
(OR) COVID-19 Response	0	0	2	3	0	0	130	8	0	0	0	0	0	132	11	143	
(PA) COVID-19 Response	23	0	0	0	22	2	518	103	0	0	0	0	0	563	105	668	
(PR) COVID-19 Response	29	3	8	0	0	0	730	15	0	0	0	0	0	767	18	785	
(RI) COVID-19 Response	5	3	75	2	16	4	401	114	0	0	0	0	0	497	123	620	
(SC) COVID-19 Response	2	0	0	0	0	0	492	7	0	0	0	0	0	494	7	501	
(SD) COVID-19 Response	0	0	1	0	0	0	31	25	0	0	0	0	0	32	25	57	
(TN) COVID-19 Response	11	0	89	1	0	0	505	116	0	0	0	0	0	605	117	722	
(TX) COVID-19 Response	0	0	10	0	29	3	2,331	428	0	0	0	0	0	2,370	431	2,801	
(UT) COVID-19 Response	113	35	130	5	0	0	0	0	2	0	2	0	0	247	40	287	
(VA) COVID-19 Response	0	0	26	10	7	2	363	53	3	0	1	0	0	400	65	465	
(VI) COVID-19 Response	0	0	20	3	0	2	123	12	0	0	0	0	0	143	17	160	
(VT) COVID-19 Response	0	0	0	0	15	4	99	18	0	0	0	0	0	114	22	136	
(WA) COVID-19 Response	310	88	39	46	0	0	785	147	1	0	106	1	0	1,241	282	1,523	
(WI) COVID-19 Response	0	0	108	15	37	3	977	190	14	0	0	0	0	1,136	208	1,344	
(WV) COVID-19 Response	15	9	107	30	0	0	254	144	0	0	0	0	0	376	183	559	
(WY) COVID-19 Response	0	0	7	4	0	0	0	0	0	0	9	0	0	7	13	20	
TOTAL	914	207	3,256	740	302	50	28,440	5,382	35	0	117	22	14	33,064	6,401	39,465	

Count:
54

Not Included 38,495

State	SAD		T-32 State		502 (f) (1)		502 (f) (2)		Title 5		Title 10		Cont.		Total		Totals by State Mission
	ARNG	ANG	ARNG	ANG	ARNG	ANG	ARNG	ANG	ARNG	ANG	ARNG	ANG	ARNG	ANG	ARNG	ANG	
(AK) COVID-19 Response	0	0	38	21	29	4	48	32	0	0	0	0	0	0	115	57	172
(AL) COVID-19 Response	0	0	27	6	0	0	444	55	0	0	0	0	0	0	471	61	532
(AR) COVID-19 Response	11	0	23	0	0	0	0	0	0	0	0	0	2	0	34	0	36
(AZ) COVID-19 Response	0	0	42	4	0	0	797	85	0	0	0	0	0	0	839	89	928
(CA) COVID-19 Response	80	13	103	125	0	0	1,301	483	0	0	0	0	0	0	1,484	621	2,105
(CO) COVID-19 Response	0	0	38	5	15	2	164	130	2	0	0	0	0	0	219	137	356
(CT) COVID-19 Response	30	0	120	6	0	0	287	97	0	0	0	0	0	0	437	103	540
(DC) COVID-19 Response	0	0	85	13	0	0	448	310	0	0	0	0	0	0	533	323	856
(DE) COVID-19 Response	0	0	0	0	23	0	144	33	0	0	3	5	0	0	170	38	208
(FL) COVID-19 Response	5	2	202	23	7	3	1,759	112	0	0	0	0	0	0	1,973	140	2,113
(GA) COVID-19 Response	0	0	468	7	0	0	2,198	266	0	0	3	0	4	0	2,669	273	2,946
(GU) COVID-19 Response	1	0	47	14	0	0	161	88	2	0	0	5	0	0	211	107	318
(HI) COVID-19 Response	0	0	106	15	0	0	861	267	0	0	0	0	0	0	967	282	1,249
(IA) COVID-19 Response	0	0	24	7	0	0	556	141	0	0	0	0	0	0	580	148	728
(ID) COVID-19 Response	0	0	3	3	0	0	0	0	2	0	0	0	0	0	5	3	8
(IL) COVID-19 Response	2	0	32	17	0	0	932	117	0	0	0	0	0	0	966	134	1,100
(IN) COVID-19 Response	0	0	66	12	0	0	1,068	50	1	0	0	0	5	0	1,135	62	1,202
(KS) COVID-19 Response	0	1	14	2	14	4	329	92	0	0	0	0	0	0	357	99	456
(KY) COVID-19 Response	0	0	35	4	13	3	185	29	0	0	0	0	0	0	233	36	269
(LA) COVID-19 Response	0	0	0	0	0	4	872	71	0	0	0	0	0	0	872	75	947
(MA) COVID-19 Response	64	7	351	6	0	0	1,217	27	0	0	0	0	0	0	1,632	40	1,672
(MD) COVID-19 Response	0	5	289	20	25	0	855	17	1	0	0	0	0	0	1,170	42	1,212
(ME) COVID-19 Response	0	0	21	0	11	0	28	21	0	0	0	1	0	0	60	22	82
(MI) COVID-19 Response	0	0	181	11	0	0	546	123	1	0	1	0	0	0	729	134	863
(MN) COVID-19 Response	72	36	71	49	0	0	0	0	0	0	0	0	3	0	143	85	231
(MO) COVID-19 Response	0	0	153	10	0	0	920	83	0	0	0	0	0	0	1,073	93	1,166
(MS) COVID-19 Response	1	0	42	0	0	5	294	115	0	0	0	0	0	0	337	120	457
(MT) COVID-19 Response	0	0	2	0	0	0	112	33	0	0	0	0	0	0	114	33	147
(NC) COVID-19 Response	4	0	0	0	0	0	323	36	1	0	0	0	0	0	328	36	364
(ND) COVID-19 Response	0	0	30	2	0	2	233	32	0	0	0	0	0	0	263	36	299
(NE) COVID-19 Response	1	1	13	13	16	4	222	62	0	0	0	0	0	0	252	80	332
(NH) COVID-19 Response	1	2	21	7	24	4	459	212	0	0	0	0	0	0	505	225	730
(NJ) COVID-19 Response	0	0	44	6	0	0	680	234	0	0	0	0	0	0	724	240	964
(NM) COVID-19 Response	8	1	81	19	0	0	375	177	0	0	0	0	0	0	464	197	661
(NV) COVID-19 Response	0	0	120	24	0	0	725	233	0	0	0	0	0	0	845	257	1,102
(NY) COVID-19 Response	10	2	34	1	0	0	2,365	328	0	0	0	0	0	0	2,409	331	2,740
(OH) COVID-19 Response	0	0	2	0	7	1	707	174	0	0	0	0	0	0	716	175	891
(OK) COVID-19 Response	0	0	0	0	0	0	257	103	0	0	0	0	0	0	257	103	360
(OR) COVID-19 Response	0	0	2	3	0	0	130	8	0	0	0	0	0	0	132	11	143
(PA) COVID-19 Response	31	0	0	0	22	2	505	103	0	0	0	0	0	0	558	105	663
(PR) COVID-19 Response	29	3	7	0	0	0	763	15	0	0	0	0	0	0	799	18	817
(RI) COVID-19 Response	6	4	75	2	16	0	401	122	0	0	0	0	0	0	498	128	626
(SC) COVID-19 Response	2	0	0	0	0	0	482	7	0	0	0	0	0	0	484	7	491
(SD) COVID-19 Response	0	0	1	0	0	0	31	25	0	0	0	0	0	0	32	25	57
(TN) COVID-19 Response	11	0	89	1	0	0	498	116	0	0	0	0	0	0	598	117	715
(TX) COVID-19 Response	0	0	11	3	28	3	2,551	267	0	0	0	0	0	0	2,590	273	2,863
(UT) COVID-19 Response	111	35	130	5	0	0	0	0	2	0	2	0	0	0	245	40	285
(VA) COVID-19 Response	0	0	26	10	7	2	364	53	3	0	1	0	0	0	401	65	466
(VI) COVID-19 Response	0	0	20	3	0	2	123	12	0	0	0	0	0	0	143	17	160

(VT) COVID-19 Response	0	0	0	0	15	4	98	18	0	0	0	0	0	0	113	22	135
(WA) COVID-19 Response	0	0	11	15	0	0	990	215	1	0	1	0	0	0	1,003	230	1,233
(WI) COVID-19 Response	0	0	111	16	39	3	979	199	15	0	1	0	0	0	1,145	218	1,363
(WV) COVID-19 Response	16	9	134	32	0	0	282	164	0	0	0	0	0	0	432	205	637
(WY) COVID-19 Response	0	0	7	4	0	0	0	0	0	0	0	9	0	0	7	13	20
TOTAL	496	121	3,552	546	311	52	31,069	5,792	31	0	12	20	14	0	35,471	6,531	42,002

State	SAD		T-32 State		502 (f) (1)		502 (f) (2)		Title 5		Title 10		Cont.		Total		Totals by State		Notes/Comments
	ARNG	ANG	ARNG	ANG	ARNG	ANG	ARNG	ANG	ARNG	ANG	ARNG	ANG	ARNG	ANG	ARNG	ANG	Mission		
(AK) COVID-19 Response	0	0	0	0	0	0	0	0	0	0	0	0	0	0	0	0	0	0	
(AL) COVID-19 Response	0	0	0	0	0	0	0	0	0	0	0	0	0	0	0	0	0	0	
(AR) COVID-19 Response	64	34	0	0	0	0	0	0	0	0	0	0	0	0	0	64	34	98	
(AZ) COVID-19 Response	0	0	0	0	0	0	0	0	0	0	0	0	0	0	0	0	0	0	
(CA) COVID-19 Response	6,260	783	437	142	0	0	0	0	0	0	0	0	0	0	6,697	925	7,622		
(CO) COVID-19 Response	99	0	0	0	0	0	0	0	0	0	0	0	0	0	99	0	99		
(CT) COVID-19 Response	0	0	0	0	0	0	0	0	0	0	0	0	0	0	0	0	0		
(DC) COVID-19 Response	0	0	2	0	86	0	0	0	0	0	0	0	0	0	88	0	88		
(DE) COVID-19 Response	0	0	0	0	0	0	0	0	0	0	0	0	0	0	0	0	0		
(FL) COVID-19 Response	0	0	0	0	0	0	0	0	0	0	0	0	0	0	0	0	0		
(GA) COVID-19 Response	124	22	149	0	0	0	1,130	28	0	0	0	0	0	0	1,403	50	1,453		
(GU) COVID-19 Response	0	0	0	0	0	0	0	0	0	0	0	0	0	0	0	0	0		
(HI) COVID-19 Response	0	0	0	0	0	0	0	0	0	0	0	0	0	0	0	0	0		
(IA) COVID-19 Response	70	0	0	0	0	0	0	0	0	0	0	0	0	0	70	0	70		
(ID) COVID-19 Response	0	0	0	0	0	0	0	0	0	0	0	0	0	0	0	0	0		
(IL) COVID-19 Response	351	0	23	0	0	0	0	0	0	0	0	0	0	0	374	0	374		
(IN) COVID-19 Response	172	8	13	16	0	0	0	0	0	0	0	0	0	0	185	24	209		
(KS) COVID-19 Response	0	0	0	0	0	0	0	0	0	0	0	0	0	0	0	0	0		
(KY) COVID-19 Response	390	39	73	26	0	0	0	0	0	0	0	0	0	0	463	65	528		
(LA) COVID-19 Response	0	0	0	0	0	0	0	0	0	0	0	0	0	0	0	0	0		
(MA) COVID-19 Response	522	0	3	0	0	0	3	0	0	0	0	0	0	0	528	0	528		
(MD) COVID-19 Response	0	0	24	0	0	0	193	0	0	0	0	0	0	0	217	0	217		
(ME) COVID-19 Response	0	0	0	0	0	0	0	0	0	0	0	0	0	0	0	0	0		
(MI) COVID-19 Response	339	0	137	0	0	0	44	0	0	0	0	0	0	0	520	0	520		
(MN) COVID-19 Response	3,524	1,466	1,841	139	0	0	0	0	0	0	0	0	0	0	5,365	1,605	6,970		
(MO) COVID-19 Response	0	0	331	0	0	0	0	0	0	0	0	0	0	0	331	0	331		
(MS) COVID-19 Response	0	0	0	0	0	0	0	0	0	0	0	0	0	0	0	0	0		
(MT) COVID-19 Response	0	0	0	0	0	0	0	0	0	0	0	0	0	0	0	0	0		
(NC) COVID-19 Response	484	0	26	0	0	0	0	0	0	0	0	0	0	0	510	0	510		
(ND) COVID-19 Response	0	0	0	0	0	0	0	0	0	0	0	0	0	0	0	0	0		
(NE) COVID-19 Response	453	27	45	1	1	0	4	0	0	0	0	0	0	0	503	28	531		
(NH) COVID-19 Response	0	0	0	0	0	0	0	0	0	0	0	0	0	0	0	0	0		
(NJ) COVID-19 Response	0	0	0	0	0	0	0	0	0	0	0	0	0	0	0	0	0		
(NM) COVID-19 Response	0	0	0	0	0	0	0	0	0	0	0	0	0	0	0	0	0		
(NV) COVID-19 Response	60	0	5	0	0	0	0	0	0	0	0	0	0	0	65	0	65		
(NY) COVID-19 Response	0	0	0	0	0	0	0	0	0	0	0	0	0	0	0	0	0		
(OH) COVID-19 Response	1,182	107	6	7	0	0	0	0	0	0	0	0	0	0	1,188	114	1,302		
(OK) COVID-19 Response	0	0	0	0	0	0	0	0	0	0	0	0	0	0	0	0	0		
(OR) COVID-19 Response	0	0	0	0	0	0	0	0	0	0	0	0	0	0	0	0	0		
(PA) COVID-19 Response	1,335	18	0	0	0	0	0	0	0	0	0	0	0	0	1,335	18	1,353		
(PR) COVID-19 Response	0	0	0	0	0	0	0	0	0	0	0	0	0	0	0	0	0		
(RI) COVID-19 Response	0	0	0	0	0	0	0	0	0	0	0	0	0	0	0	0	0		
(SC) COVID-19 Response	398	0	0	0	0	0	0	0	0	0	0	0	0	0	398	0	398		
(SD) COVID-19 Response	145	11	5	18	0	0	0	0	0	0	0	0	0	0	150	29	179		
(TN) COVID-19 Response	409	40	23	37	0	0	0	0	0	0	0	0	0	0	432	77	509		
(TX) COVID-19 Response	719	84	44	19	0	0	419	9	0	0	0	0	0	0	1,182	112	1,294		
(UT) COVID-19 Response	134	20	80	6	0	0	0	0	1	0	0	0	0	0	215	26	241		
(VA) COVID-19 Response	638	0	116	0	0	0	0	0	0	1	0	0	0	0	755	0	755		
(VI) COVID-19 Response	0	0	0	0	0	0	0	0	0	0	0	0	0	0	0	0	0		
(VT) COVID-19 Response	0	0	0	0	0	0	0	0	0	0	0	0	0	0	0	0	0		
(WA) COVID-19 Response	0	0	0	0	0	0	486	0	0	0	0	0	0	0	486	0	486		
(WI) COVID-19 Response	1,066	1	73	1	1	0	0	0	0	0	0	0	0	0	1,140	2	1,142		
(WV) COVID-19 Response	0	0	0	0	0	0	0	0	0	0	0	0	0	0	0	0	0		
(WY) COVID-19 Response	0	0	0	0	0	0	0	0	0	0	0	0	0	0	0	0	0		
TOTAL	18,938	2,660	3,456	412	88	0	2,279	37	1	0	1	0	0	0	24,763	3,109	27,872		
Count:																			Not Included
																			27,872

State	SAD		T-32 State		502 (f) (1)		502 (f) (2)		Title 5		Title 10		Cont.		Total		Totals by State		Notes/Comments	AS OF #REF!
	ARNG	ANG	ARNG	ANG	ARNG	ANG	ARNG	ANG	ARNG	ANG	ARNG	ANG	ARNG	ANG	ARNG	ANG	Mission			
(AK) COVID-19 Response															#REF!	#REF!	#REF!			
(AL) COVID-19 Response															#REF!	#REF!	#REF!			
(AR) COVID-19 Response															#REF!	#REF!	#REF!			
(AZ) COVID-19 Response															#REF!	#REF!	#REF!			
(CA) COVID-19 Response															#REF!	#REF!	#REF!			
(CO) COVID-19 Response															#REF!	#REF!	#REF!			
(CT) COVID-19 Response															#REF!	#REF!	#REF!			
(DC) COVID-19 Response															#REF!	#REF!	#REF!			
(DE) COVID-19 Response															#REF!	#REF!	#REF!			
(FL) COVID-19 Response															#REF!	#REF!	#REF!			
(GA) COVID-19 Response															#REF!	#REF!	#REF!			
(GU) COVID-19 Response															#REF!	#REF!	#REF!			
(HI) COVID-19 Response															#REF!	#REF!	#REF!			
(IA) COVID-19 Response															#REF!	#REF!	#REF!			
(ID) COVID-19 Response															#REF!	#REF!	#REF!			
(IL) COVID-19 Response															#REF!	#REF!	#REF!			
(IN) COVID-19 Response															#REF!	#REF!	#REF!			
(KS) COVID-19 Response															#REF!	#REF!	#REF!			
(KY) COVID-19 Response															#REF!	#REF!	#REF!			
(LA) COVID-19 Response															#REF!	#REF!	#REF!			
(MA) COVID-19 Response															#REF!	#REF!	#REF!			
(MD) COVID-19 Response															#REF!	#REF!	#REF!			
(ME) COVID-19 Response															#REF!	#REF!	#REF!			
(MI) COVID-19 Response															#REF!	#REF!	#REF!			
(MN) COVID-19 Response															#REF!	#REF!	#REF!			
(MO) COVID-19 Response															#REF!	#REF!	#REF!			
(MS) COVID-19 Response															#REF!	#REF!	#REF!			
(MT) COVID-19 Response															#REF!	#REF!	#REF!			
(NC) COVID-19 Response															#REF!	#REF!	#REF!			
(ND) COVID-19 Response															#REF!	#REF!	#REF!			
(NE) COVID-19 Response															#REF!	#REF!	#REF!			
(NH) COVID-19 Response															#REF!	#REF!	#REF!			
(NJ) COVID-19 Response															#REF!	#REF!	#REF!			
(NM) COVID-19 Response															#REF!	#REF!	#REF!			
(NV) COVID-19 Response															#REF!	#REF!	#REF!			
(NY) COVID-19 Response															#REF!	#REF!	#REF!			
(OH) COVID-19 Response															#REF!	#REF!	#REF!			
(OK) COVID-19 Response															#REF!	#REF!	#REF!			
(OR) COVID-19 Response															#REF!	#REF!	#REF!			
(PA) COVID-19 Response															#REF!	#REF!	#REF!			
(PR) COVID-19 Response															#REF!	#REF!	#REF!			
(RI) COVID-19 Response															#REF!	#REF!	#REF!			
(SC) COVID-19 Response															#REF!	#REF!	#REF!			
(SD) COVID-19 Response															#REF!	#REF!	#REF!			
(TN) COVID-19 Response															#REF!	#REF!	#REF!			
(TX) COVID-19 Response															#REF!	#REF!	#REF!			
(UT) COVID-19 Response															#REF!	#REF!	#REF!			
(VA) COVID-19 Response															#REF!	#REF!	#REF!			
(VI) COVID-19 Response															#REF!	#REF!	#REF!			
(VT) COVID-19 Response															#REF!	#REF!	#REF!			
(WA) COVID-19 Response															#REF!	#REF!	#REF!			
(WI) COVID-19 Response															#REF!	#REF!	#REF!			
(WV) COVID-19 Response															#REF!	#REF!	#REF!			
(WY) COVID-19 Response															#REF!	#REF!	#REF!			
TOTAL	#REF!	#REF!	#REF!	#REF!	#REF!	#REF!	#REF!	#REF!	#REF!	#REF!	#REF!	#REF!	#REF!	#REF!	#REF!	#REF!	#REF!	#REF!		
Count:																				
54															Not Included		#REF!			

DO THIS BEFORE FOLLOWING THE INSTRUCTIONS BELOW

1. Unprotect both "COVID-19 (Yesterday)" and "COVID-19" sheets by going to the top of each sheet, click the "Review" tab and then click "Unprotect Sheet".
2. From sheet "COVID-19", copy cells B3-O56. Then on sheet "COVID-19 (Yesterday)", Right Click and paste "values (V)" into cells B3-O56.
3. Following the above before executing the below instructions will ensure changes in numbers will be shown in BLUE.

INSTRUCTIONS FOR IMPORTING PERSTAT

These steps will transfer all the PERSTAT data into the InfoPush Prep "COVID19" sheet. It is recommended to make a **backup copy** of the InfoPushPrep before starting.

1. To begin, open both the InfoPush Prep and the current JPERSTAT
2. Move a copy of PERSTAT_Data_Tool to the PERSTAT with these steps:
Right click sheet tab "PERSTAT_Data_Tool"
Select "Move or Copy",
Check box "Create a Copy" - DO NOT MISS THIS STEP
Select the new PERSTAT from drop down list,
Ensure "Summary" is highlighted and "Create a copy" is checked
Click OK

Your tool has now been created as a new sheet in the PERSTAT with all formulas intact!

3. At the top of the new sheet, click the "Review" tab and then click "Unprotect Sheet".

4. Looking at the new sheet on the PERSTAT titled "PERSTAT_Data_Tool" fold down Control and press F on your keyboard to open Find and Replace.
Click the "Replace" tab at the top of the popup window.
Enter an = sign in the "Find What" field and enter another = sign in the "Replace with" field. (Within field should read "Sheet" by default).
Then click "Replace All"

5. You should see all the REF's replaced with digits and you'll get a message saying you've made 993 replacements.
Click OK, then Close on the Find and Replace window.

6. Select and then copy this entire sheet by clicking the little arrow next to the A column, or hit Control+A, and then hit Control+C (or right click and Copy).

7. On the InfoPush Prep, go to the "PERSTAT_Data_Current" sheet. (Ensure you're looking at the CURRENT sheet!)

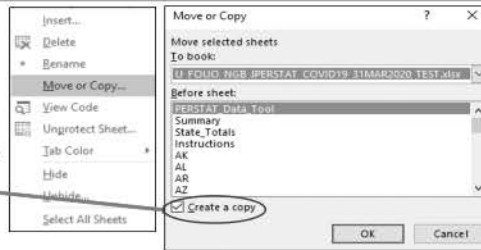
8. Select all with the same method. Then, right click and move your cursor next to "Paste Special" on the right side arrow. On the popup menu select "Values & Number Formatting (A)"

Congratulations! The COVID-19 sheet will now display the PERSTAT data.

NOTES: These sheets are formula based, please do not attempt to edit these formulas. If you think a formula has been compromised, it is best to restore a backup copy of the InfoPush Prep.

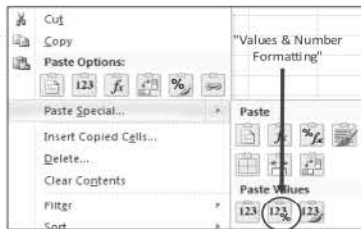
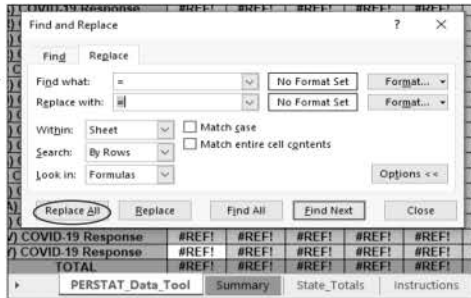
--If you get a message when opening this document to "Update links", select "Don't update."

--If a mistake is made during this process, such as not checking "Make a Copy", this could permanently delete the Data Tool, you should restore a back up copy of the



For questions about the PERSTAT Data Tool, contact the developer:

Cap: (b)(6)
NGB J33 Operations Analysis
(b)(6)



DOMOPS	ARNG	ANG	Total
SITREPs and Steady State	62,691	10,492	73,183
HD/HS			
CD, ACA, GMD, NCR-IADS, EADS/WADS, Cyber, NORTHCOM	2,416	3,097	5,513
OCONUS CCMD			
Mobilized, RPA/DCGS, Space, Intel, MAF → TACC, Mob/DeMob, Other	22,205	6,114	28,319
Totals	87,312	19,703	107,015
Exercise	0	1	1
State Partnership Program/Security Assistance/Security Cooperation	0	0	0
Total NG Engagement	87,312	19,704	107,016

Info Push Prep - As of: 06/02/2020 INFOPUSH													Daily Mission Numbers - UNCLASSIFIED//FOUO	
State	SAD		T-32 State		502 (f) (1)		502 (f) (2)		Title 5		Title 10		Totals by State	
	ARNG	ANG	ARNG	ANG	ARNG	ANG	ARNG	ANG	ARNG	ANG	ARNG	ANG	Mission	
(AZ) Southwest Border							544	77					621	
(CA) Southwest Border							111	25					136	
(NM) Southwest Border							16	3					19	
(TX) Southwest Border							1,589	67					1,656	
(Multi) COVID-19 Response	914	207	3,256	740	302	50	28,440	5,382	35	0	117	22	39,479	
(Multi) Civil Disturbance	18,938	2,660	3,613	568	605	292	2,279	37	1	0	2	0	28,995	
Open SITREP Totals (ARNG/ANG)	19,852	2,867	6,869	1,308	907	342	32,979	5,591	36	0	119	22	70,906	
Totals (All)	22,719		8,177		1,249		38,570		36		141			
DOMOPS Steady State														
(AR) JOC Support			4										4	
(CA) Key Asset Protection	37												37	
(CA) Wildfire Response (JTF Rattlesnake)	218	4											222	
(NC) Cyber Support	8												8	
(NY) Cyber Security Support	6												6	
(NY) Citizen Preparedness Corp (CPC)	4	4											8	
(NY) Key Asset Protection (Empire Shield)	588	122											710	
(WV) CD/AV Support to Law Enforcement	3	4											7	
(WV) Flood Support	21												21	
57 Civil Support Teams			1,026	228									1,254	
Steady State Operations Totals (ARNG/ANG)	885	134	1030	228	0	0	0	0	0	0	0	0	2,277	
	ARNG	ANG	Total										Steady State Total	
DOMOPS Totals	62,691	10,492	73,183										DOMOPS Total	
													73,183	
Homeland Defense / Homeland Security														
Aerospace Control Alert (T-32)				1016								267	1,283	
Counter Drug (T-32)							1,266	417					1,683	
Cyber (T32 & T-10) (NORTHCOM)	41	7		155							191	105	499	
EADS/WADS (C2)				1027								64	1,091	
Ground Based Midcourse Defense (T-10) (GMD)											284		284	
NCR-IADS (ARNG/ANG T-10) (NORTHCOM)											268	39	307	
Other NORTHCOM (T-10)											366		366	
HD/HS Totals	2,416	3,097	5,513	2,198	0	0	1,266	417	0	0	1,109	475	5,513	
OCONUS CCMD SUPPORT														
DCGS				540									549	
Intel			93	207									141	
MAF/TACC (T-32 & 10)												737	737	
Mob/DeMob (T-10)											2,472		2,472	
OCONUS Mobilized (T-10) COP Manager updates weekly											19,640	2,336	21,976	
RPA				816								782	1,598	
Space (T-10)												0	0	
Other												6	6	
OCONUS CCMD SUPPORT Totals	ARNG	ANG	Total	1563	0	0	0	0	0	0	22,112	3,778	28,319	
	22,205	6,114	28,319								T-10	23,221	3,097	
													6,875	
													NORTHCOM	

State	SAD		T-32 State		502 (f) (1)		502 (f) (2)		Title 5		Title 10		Cont.		Total		Totals by State
	ARNG	ANG	ARNG	ANG	ARNG	ANG	ARNG	ANG	ARNG	ANG	ARNG	ANG	ARNG	ANG	ARNG	ANG	Mission
(AK) Civil Disturbance	0	0	0	0	0	0	0	0	0	0	0	0	0	0	0	0	0
(AL) Civil Disturbance	0	0	0	0	0	0	0	0	0	0	0	0	0	0	0	0	0
(AR) Civil Disturbance	64	34	0	0	0	0	0	0	0	0	0	0	0	0	64	34	98
(AZ) Civil Disturbance	0	0	0	0	0	0	0	0	0	0	0	0	0	0	0	0	0
(CA) Civil Disturbance	6,260	783	437	142	0	0	0	0	0	0	0	0	0	0	6,697	925	7,622
(CO) Civil Disturbance	99	0	0	0	0	0	0	0	0	0	0	0	0	0	99	0	99
(CT) Civil Disturbance	0	0	0	0	0	0	0	0	0	0	0	0	0	0	0	0	0
(DC) Civil Disturbance	0	0	159	156	603	292	0	0	0	0	1	0	0	0	763	448	1,211
(DE) Civil Disturbance	0	0	0	0	0	0	0	0	0	0	0	0	0	0	0	0	0
(FL) Civil Disturbance	0	0	0	0	0	0	0	0	0	0	0	0	0	0	0	0	0
(GA) Civil Disturbance	124	22	149	0	0	0	1,130	28	0	0	0	0	0	0	1,403	50	1,453
(GU) Civil Disturbance	0	0	0	0	0	0	0	0	0	0	0	0	0	0	0	0	0
(HI) Civil Disturbance	0	0	0	0	0	0	0	0	0	0	0	0	0	0	0	0	0
(IA) Civil Disturbance	70	0	0	0	0	0	0	0	0	0	0	0	0	0	70	0	70
(ID) Civil Disturbance	0	0	0	0	0	0	0	0	0	0	0	0	0	0	0	0	0
(IL) Civil Disturbance	351	0	23	0	0	0	0	0	0	0	0	0	0	0	374	0	374
(IN) Civil Disturbance	172	8	13	16	0	0	0	0	0	0	0	0	0	0	185	24	209
(KS) Civil Disturbance	0	0	0	0	0	0	0	0	0	0	0	0	0	0	0	0	0
(KY) Civil Disturbance	390	39	73	26	0	0	0	0	0	0	0	0	0	0	463	65	528
(LA) Civil Disturbance	0	0	0	0	0	0	0	0	0	0	0	0	0	0	0	0	0
(MA) Civil Disturbance	522	0	3	0	0	0	3	0	0	0	0	0	0	0	528	0	528
(MD) Civil Disturbance	0	0	24	0	0	0	193	0	0	0	0	0	0	0	217	0	217
(ME) Civil Disturbance	0	0	0	0	0	0	0	0	0	0	0	0	0	0	0	0	0
(MI) Civil Disturbance	339	0	137	0	0	0	44	0	0	0	0	0	0	0	520	0	520
(MN) Civil Disturbance	3,524	1,466	1,841	139	0	0	0	0	0	0	0	0	0	0	5,365	1,605	6,970
(MO) Civil Disturbance	0	0	331	0	0	0	0	0	0	0	0	0	0	0	331	0	331
(MS) Civil Disturbance	0	0	0	0	0	0	0	0	0	0	0	0	0	0	0	0	0
(MT) Civil Disturbance	0	0	0	0	0	0	0	0	0	0	0	0	0	0	0	0	0
(NC) Civil Disturbance	484	0	26	0	0	0	0	0	0	0	0	0	0	0	510	0	510
(ND) Civil Disturbance	0	0	0	0	0	0	0	0	0	0	0	0	0	0	0	0	0
(NE) Civil Disturbance	453	27	45	1	1	1	4	0	0	0	0	0	0	0	503	28	531
(NH) Civil Disturbance	0	0	0	0	0	0	0	0	0	0	0	0	0	0	0	0	0
(NJ) Civil Disturbance	0	0	0	0	0	0	0	0	0	0	0	0	0	0	0	0	0
(NM) Civil Disturbance	0	0	0	0	0	0	0	0	0	0	0	0	0	0	0	0	0
(NV) Civil Disturbance	60	0	5	0	0	0	0	0	0	0	0	0	0	0	65	0	65
(NY) Civil Disturbance	0	0	0	0	0	0	0	0	0	0	0	0	0	0	0	0	0
(OH) Civil Disturbance	1,182	107	6	7	0	0	0	0	0	0	0	0	0	0	1,188	114	1,302
(OK) Civil Disturbance	0	0	0	0	0	0	0	0	0	0	0	0	0	0	0	0	0
(OR) Civil Disturbance	0	0	0	0	0	0	0	0	0	0	0	0	0	0	0	0	0
(PA) Civil Disturbance	1,335	18	0	0	0	0	0	0	0	0	0	0	0	0	1,335	18	1,353
(PR) Civil Disturbance	0	0	0	0	0	0	0	0	0	0	0	0	0	0	0	0	0
(RI) Civil Disturbance	0	0	0	0	0	0	0	0	0	0	0	0	0	0	0	0	0
(SC) Civil Disturbance	398	0	0	0	0	0	0	0	0	0	0	0	0	0	398	0	398
(SD) Civil Disturbance	145	11	5	18	0	0	0	0	0	0	0	0	0	0	150	29	179
(TN) Civil Disturbance	409	40	23	37	0	0	0	0	0	0	0	0	0	0	432	77	509
(TX) Civil Disturbance	719	84	44	19	0	0	419	9	0	0	0	0	0	0	1,182	112	1,294
(UT) Civil Disturbance	134	20	80	6	0	0	0	0	1	0	0	0	0	0	215	26	241
(VA) Civil Disturbance	638	0	116	0	0	0	0	0	0	1	0	0	0	0	755	0	755
(VI) Civil Disturbance	0	0	0	0	0	0	0	0	0	0	0	0	0	0	0	0	0
(VT) Civil Disturbance	0	0	0	0	0	0	0	0	0	0	0	0	0	0	0	0	0
(WA) Civil Disturbance	0	0	0	0	0	0	486	0	0	0	0	0	0	0	486	0	486
(WI) Civil Disturbance	1,066	1	73	1	1	1	0	0	0	0	0	0	0	0	1,140	2	1,142
(WV) Civil Disturbance	0	0	0	0	0	0	0	0	0	0	0	0	0	0	0	0	0
(WY) Civil Disturbance	0	0	0	0	0	0	0	0	0	0	0	0	0	0	0	0	0
TOTAL	18,938	2,660	3,613	568	605	292	2,279	37	1	0	2	0	0	0	25,438	3,557	28,995
Count:														Not Included		28,995	

State	SAD		T-32 State		502 (f) (1)		502 (f) (2)		Title 5		Title 10		Cont.		Total		Totals by State	Notes/Comments
	ARNG	ANG	ARNG	ANG	ARNG	ANG	ARNG	ANG	ARNG	ANG	ARNG	ANG	ARNG	ANG	ARNG	ANG	Mission	
(AK) Civil Disturbance	0	0	0	0	0	0	0	0	0	0	0	0	0	0	0	0	0	
(AL) Civil Disturbance	0	0	0	0	0	0	0	0	0	0	0	0	0	0	0	0	0	
(AR) Civil Disturbance	72	38	4	13	0	0	0	0	0	0	0	0	0	0	76	51	127	
(AZ) Civil Disturbance	0	0	0	0	0	0	0	0	0	0	0	0	0	0	0	0	0	
(CA) Civil Disturbance	2,374	100	161	17	0	0	0	0	0	0	0	0	0	0	2,535	117	2,652	
(CO) Civil Disturbance	100	0	0	0	0	0	0	0	0	0	0	0	0	0	100	0	100	
(CT) Civil Disturbance	0	0	0	0	0	0	0	0	0	0	0	0	0	0	0	0	0	
(DC) Civil Disturbance	0	0	0	0	0	0	553	85	0	0	0	0	0	0	553	85	638	
(DE) Civil Disturbance	0	0	0	0	0	0	0	0	0	0	0	0	0	0	0	0	0	
(FL) Civil Disturbance	0	0	0	0	0	0	0	0	0	0	0	0	0	0	0	0	0	
(GA) Civil Disturbance	171	20	98	6	0	0	702	13	0	0	0	0	0	0	971	39	1,010	
(GU) Civil Disturbance	0	0	0	0	0	0	0	0	0	0	0	0	0	0	0	0	0	
(HI) Civil Disturbance	0	0	0	0	0	0	0	0	0	0	0	0	0	0	0	0	0	
(IA) Civil Disturbance	70	0	0	0	0	0	0	0	0	0	0	0	0	0	70	0	70	
(ID) Civil Disturbance	0	0	0	0	0	0	0	0	0	0	0	0	0	0	0	0	0	
(IL) Civil Disturbance	337	0	22	0	0	0	0	0	0	0	0	0	0	0	359	0	359	
(IN) Civil Disturbance	172	8	8	16	0	0	0	0	0	0	0	0	0	0	180	24	204	
(KS) Civil Disturbance	0	0	0	0	0	0	0	0	0	0	0	0	0	0	0	0	0	
(KY) Civil Disturbance	317	25	66	23	0	0	0	0	0	0	0	0	0	0	383	48	431	
(LA) Civil Disturbance	0	0	0	0	0	0	0	0	0	0	0	0	0	0	0	0	0	
(MA) Civil Disturbance	238	31	20	9	0	0	0	0	0	0	0	0	0	0	258	40	298	
(MD) Civil Disturbance	0	0	476	0	0	0	0	0	0	0	0	0	0	0	476	0	476	
(ME) Civil Disturbance	0	0	0	0	0	0	0	0	0	0	0	0	0	0	0	0	0	
(MI) Civil Disturbance	362	0	136	0	0	0	0	0	0	0	0	0	0	0	498	0	498	
(MN) Civil Disturbance	3,524	1,466	1,841	139	0	0	0	0	0	0	0	0	0	0	5,365	1,605	6,970	
(MO) Civil Disturbance	0	0	338	0	0	0	0	0	0	0	0	0	0	0	338	0	338	
(MS) Civil Disturbance	0	0	0	0	0	0	0	0	0	0	0	0	0	0	0	0	0	
(MT) Civil Disturbance	0	0	0	0	0	0	0	0	0	0	0	0	0	0	0	0	0	
(NC) Civil Disturbance	474	0	0	0	0	0	0	0	0	0	0	0	0	0	474	0	474	
(ND) Civil Disturbance	0	0	0	0	0	0	0	0	0	0	0	0	0	0	0	0	0	
(NE) Civil Disturbance	446	22	46	1	1	2	2	1	0	0	0	0	0	0	495	26	521	
(NH) Civil Disturbance	0	0	0	0	0	0	0	0	0	0	0	0	0	0	0	0	0	
(NJ) Civil Disturbance	0	0	0	0	0	0	0	0	0	0	0	0	0	0	0	0	0	
(NM) Civil Disturbance	0	0	0	0	0	0	0	0	0	0	0	0	0	0	0	0	0	
(NV) Civil Disturbance	43	0	0	0	0	0	14	0	0	0	0	0	0	0	57	0	57	
(NY) Civil Disturbance	0	0	0	0	0	0	0	0	0	0	0	0	0	0	0	0	0	
(OH) Civil Disturbance	913	106	17	7	0	0	0	0	0	0	0	0	0	0	930	113	1,043	
(OK) Civil Disturbance	0	0	0	0	0	0	0	0	0	0	0	0	0	0	0	0	0	
(OR) Civil Disturbance	0	0	0	0	0	0	0	0	0	0	0	0	0	0	0	0	0	
(PA) Civil Disturbance	801	18	0	0	0	0	0	0	0	0	0	0	0	0	801	18	819	
(PR) Civil Disturbance	0	0	0	0	0	0	0	0	0	0	0	0	0	0	0	0	0	
(RI) Civil Disturbance	0	0	0	0	0	0	0	0	0	0	0	0	0	0	0	0	0	
(SC) Civil Disturbance	171	0	0	0	0	0	0	0	0	0	0	0	0	0	171	0	171	
(SD) Civil Disturbance	98	12	0	14	0	0	0	0	0	0	0	0	0	0	98	26	124	
(TN) Civil Disturbance	399	40	23	37	0	0	0	0	0	0	0	0	0	0	422	77	499	
(TX) Civil Disturbance	585	38	4	2	0	0	385	9	0	0	0	0	0	0	974	49	1,023	
(UT) Civil Disturbance	134	27	100	19	0	0	0	0	1	0	1	3	0	0	236	49	285	
(VA) Civil Disturbance	0	0	0	0	0	0	0	0	0	0	0	0	0	0	0	0	0	
(VI) Civil Disturbance	0	0	0	0	0	0	0	0	0	0	0	0	0	0	0	0	0	
(VT) Civil Disturbance	0	0	0	0	0	0	0	0	0	0	0	0	0	0	0	0	0	
(WA) Civil Disturbance	0	0	0	0	0	0	199	0	0	0	0	0	0	0	199	0	199	
(WI) Civil Disturbance	1,006	0	42	0	0	0	0	0	0	0	0	0	0	0	1,048	0	1,048	
(WV) Civil Disturbance	0	0	0	0	0	0	0	0	0	0	0	0	0	0	0	0	0	
(WY) Civil Disturbance	0	0	0	0	0	0	0	0	0	0	0	0	0	0	0	0	0	
TOTAL	12,807	1,951	3,402	303	1	2	1,855	108	1	0	1	3	0	0	18,067	2,367	20,434	
Count:													Total Contractors	20,434				

State	SAD		T-32 State		502 (f) (1)		502 (f) (2)		Title 5		Title 10		Cont.		Total		Totals by State	
	ARNG	ANG	ARNG	ANG	ARNG	ANG	ARNG	ANG	ARNG	ANG	ARNG	ANG	ARNG	ANG	ARNG	ANG	Mission	
(AK) COVID-19 Response	0	0	38	21	28	4	48	31	4	0	0	0	0	0	0	118	56	174
(AL) COVID-19 Response	0	0	27	6	0	0	441	55	0	0	0	0	0	0	0	468	61	529
(AR) COVID-19 Response	11	0	23	0	0	0	0	0	0	0	0	0	2	0	0	34	0	34
(AZ) COVID-19 Response	0	0	42	4	0	0	753	75	0	0	0	0	0	0	0	795	79	874
(CA) COVID-19 Response	54	12	94	51	0	0	1,013	371	0	0	0	0	0	0	1,161	434	1,595	
(CO) COVID-19 Response	0	0	38	5	15	1	164	130	2	0	0	0	0	0	219	136	355	
(CT) COVID-19 Response	31	0	113	85	0	0	287	96	0	0	0	0	0	0	431	181	612	
(DC) COVID-19 Response	0	0	159	156	0	0	603	292	0	0	1	0	0	0	763	448	1,211	
(DE) COVID-19 Response	0	0	0	0	24	0	144	33	0	0	3	5	0	0	171	38	209	
(FL) COVID-19 Response	5	2	208	24	15	3	1,733	113	0	0	0	0	0	0	1,961	142	2,103	
(GA) COVID-19 Response	0	0	323	7	0	0	929	167	0	0	3	0	4	0	1,255	174	1,429	
(GU) COVID-19 Response	1	0	47	14	0	0	161	88	2	0	0	5	0	0	211	107	318	
(HI) COVID-19 Response	0	0	93	10	0	0	519	191	0	0	0	0	0	0	612	201	813	
(IA) COVID-19 Response	0	0	26	7	0	0	498	125	0	0	0	0	0	0	524	132	656	
(ID) COVID-19 Response	0	0	3	3	0	0	0	0	2	0	0	0	0	0	5	3	8	
(IL) COVID-19 Response	2	0	32	17	0	0	932	117	0	0	0	0	0	0	966	134	1,100	
(IN) COVID-19 Response	0	0	69	12	0	0	1,018	50	1	0	0	1	5	0	1,088	63	1,151	
(KS) COVID-19 Response	0	2	14	2	0	0	348	67	0	0	0	0	0	0	362	71	433	
(KY) COVID-19 Response	0	0	34	4	11	2	145	30	0	0	0	0	0	0	190	36	226	
(LA) COVID-19 Response	0	0	0	0	0	4	835	67	0	0	0	0	0	0	835	71	906	
(MA) COVID-19 Response	61	7	350	15	0	0	1,333	12	0	0	0	0	0	0	1,744	34	1,778	
(MD) COVID-19 Response	0	5	290	20	25	0	833	40	1	0	0	0	0	0	1,149	65	1,214	
(ME) COVID-19 Response	0	0	22	0	11	0	28	21	1	0	0	1	0	0	62	22	84	
(MI) COVID-19 Response	146	0	28	11	0	0	532	123	1	0	1	0	0	0	708	134	842	
(MN) COVID-19 Response	71	35	50	68	0	0	0	0	0	0	0	0	3	0	121	103	224	
(MO) COVID-19 Response	0	0	149	10	0	0	838	88	0	0	0	0	0	0	987	98	1,085	
(MS) COVID-19 Response	1	0	42	0	0	5	294	115	0	0	0	0	0	0	337	120	457	
(MT) COVID-19 Response	0	0	2	0	0	0	112	33	0	0	0	0	0	0	114	33	147	
(NC) COVID-19 Response	4	0	0	0	0	0	322	22	1	0	0	0	0	0	327	22	349	
(ND) COVID-19 Response	0	0	30	2	0	2	230	33	0	0	0	0	0	0	260	37	297	
(NE) COVID-19 Response	1	1	13	13	16	4	221	58	0	0	0	0	0	0	251	76	327	
(NH) COVID-19 Response	1	2	21	7	24	4	459	212	0	0	0	0	0	0	505	225	730	
(NJ) COVID-19 Response	0	0	40	6	0	0	577	235	0	0	0	0	0	0	617	241	858	
(NM) COVID-19 Response	7	1	61	19	0	0	347	129	0	0	0	0	0	0	415	149	564	
(NV) COVID-19 Response	0	0	118	21	0	0	685	183	0	0	0	0	0	0	803	204	1,007	
(NY) COVID-19 Response	10	2	33	1	0	0	2,356	327	0	0	0	0	0	0	2,399	330	2,729	
(OH) COVID-19 Response	0	0	2	0	7	1	706	170	0	0	0	0	0	0	715	171	886	
(OK) COVID-19 Response	0	0	0	0	0	0	257	103	0	0	0	0	0	0	257	103	360	
(OR) COVID-19 Response	0	0	2	3	0	0	130	8	0	0	0	0	0	0	132	11	143	
(PA) COVID-19 Response	23	0	0	0	22	2	518	103	0	0	0	0	0	0	563	105	668	
(PR) COVID-19 Response	29	3	8	0	0	0	730	15	0	0	0	0	0	0	767	18	785	
(RI) COVID-19 Response	5	3	75	2	16	4	401	114	0	0	0	0	0	0	497	123	620	
(SC) COVID-19 Response	2	0	0	0	0	0	492	7	0	0	0	0	0	0	494	7	501	
(SD) COVID-19 Response	0	0	1	0	0	0	31	25	0	0	0	0	0	0	32	25	57	
(TN) COVID-19 Response	11	0	89	1	0	0	505	116	0	0	0	0	0	0	605	117	722	
(TX) COVID-19 Response	0	0	10	0	29	3	2,331	428	0	0	0	0	0	0	2,370	431	2,801	
(UT) COVID-19 Response	113	35	130	5	0	0	0	0	2	0	2	0	0	0	247	40	287	
(VA) COVID-19 Response	0	0	26	10	7	2	363	53	3	0	1	0	0	0	400	65	465	
(VI) COVID-19 Response	0	0	20	3	0	2	123	12	0	0	0	0	0	0	143	17	160	
(VT) COVID-19 Response	0	0	0	0	15	4	99	18	0	0	0	0	0	0	114	22	136	
(WA) COVID-19 Response	310	88	39	46	0	0	785	147	1	0	106	1	0	0	1,241	282	1,523	
(WI) COVID-19 Response	0	0	108	15	37	3	977	190	14	0	0	0	0	0	1,136	208	1,344	
(WV) COVID-19 Response	15	9	107	30	0	0	254	144	0	0	0	0	0	0	376	183	559	
(WY) COVID-19 Response	0	0	7	4	0	0	0	0	0	0	0	9	0	0	7	13	20	
TOTAL	914	207	3,256	740	302	50	28,440	5,382	35	0	117	22	14	0	33,064	6,401	39,465	

Count:
54

Not Included 38,495

State	SAD		T-32 State		502 (f) (1)		502 (f) (2)		Title 5		Title 10		Cont.		Total		Totals by State Mission
	ARNG	ANG	ARNG	ANG	ARNG	ANG	ARNG	ANG	ARNG	ANG	ARNG	ANG	ARNG	ANG	ARNG	ANG	
(AK) COVID-19 Response	0	0	38	21	29	4	48	32	0	0	0	0	0	0	115	57	172
(AL) COVID-19 Response	0	0	27	6	0	0	444	55	0	0	0	0	0	0	471	61	532
(AR) COVID-19 Response	11	0	23	0	0	0	0	0	0	0	0	0	2	0	34	0	36
(AZ) COVID-19 Response	0	0	42	4	0	0	797	85	0	0	0	0	0	0	839	89	928
(CA) COVID-19 Response	80	13	103	125	0	0	1,301	483	0	0	0	0	0	0	1,484	621	2,105
(CO) COVID-19 Response	0	0	38	5	15	2	164	130	2	0	0	0	0	0	219	137	356
(CT) COVID-19 Response	30	0	120	6	0	0	287	97	0	0	0	0	0	0	437	103	540
(DC) COVID-19 Response	0	0	85	13	0	0	448	310	0	0	0	0	0	0	533	323	856
(DE) COVID-19 Response	0	0	0	0	23	0	144	33	0	0	3	5	0	0	170	38	208
(FL) COVID-19 Response	5	2	202	23	7	3	1,759	112	0	0	0	0	0	0	1,973	140	2,113
(GA) COVID-19 Response	0	0	468	7	0	0	2,198	266	0	0	3	0	4	0	2,669	273	2,946
(GU) COVID-19 Response	1	0	47	14	0	0	161	88	2	0	0	5	0	0	211	107	318
(HI) COVID-19 Response	0	0	106	15	0	0	861	267	0	0	0	0	0	0	967	282	1,249
(IA) COVID-19 Response	0	0	24	7	0	0	556	141	0	0	0	0	0	0	580	148	728
(ID) COVID-19 Response	0	0	3	3	0	0	0	0	2	0	0	0	0	0	5	3	8
(IL) COVID-19 Response	2	0	32	17	0	0	932	117	0	0	0	0	0	0	966	134	1,100
(IN) COVID-19 Response	0	0	66	12	0	0	1,068	50	1	0	0	0	5	0	1,135	62	1,202
(KS) COVID-19 Response	0	1	14	2	14	4	329	92	0	0	0	0	0	0	357	99	456
(KY) COVID-19 Response	0	0	35	4	13	3	185	29	0	0	0	0	0	0	233	36	269
(LA) COVID-19 Response	0	0	0	0	0	4	872	71	0	0	0	0	0	0	872	75	947
(MA) COVID-19 Response	64	7	351	6	0	0	1,217	27	0	0	0	0	0	0	1,632	40	1,672
(MD) COVID-19 Response	0	5	289	20	25	0	855	17	1	0	0	0	0	0	1,170	42	1,212
(ME) COVID-19 Response	0	0	21	0	11	0	28	21	0	0	0	1	0	0	60	22	82
(MI) COVID-19 Response	0	0	181	11	0	0	546	123	1	0	1	0	0	0	729	134	863
(MN) COVID-19 Response	72	36	71	49	0	0	0	0	0	0	0	0	3	0	143	85	231
(MO) COVID-19 Response	0	0	153	10	0	0	920	83	0	0	0	0	0	0	1,073	93	1,166
(MS) COVID-19 Response	1	0	42	0	0	5	294	115	0	0	0	0	0	0	337	120	457
(MT) COVID-19 Response	0	0	2	0	0	0	112	33	0	0	0	0	0	0	114	33	147
(NC) COVID-19 Response	4	0	0	0	0	0	323	36	1	0	0	0	0	0	328	36	364
(ND) COVID-19 Response	0	0	30	2	0	2	233	32	0	0	0	0	0	0	263	36	299
(NE) COVID-19 Response	1	1	13	13	16	4	222	62	0	0	0	0	0	0	252	80	332
(NH) COVID-19 Response	1	2	21	7	24	4	459	212	0	0	0	0	0	0	505	225	730
(NJ) COVID-19 Response	0	0	44	6	0	0	680	234	0	0	0	0	0	0	724	240	964
(NM) COVID-19 Response	8	1	81	19	0	0	375	177	0	0	0	0	0	0	464	197	661
(NV) COVID-19 Response	0	0	120	24	0	0	725	233	0	0	0	0	0	0	845	257	1,102
(NY) COVID-19 Response	10	2	34	1	0	0	2,365	328	0	0	0	0	0	0	2,409	331	2,740
(OH) COVID-19 Response	0	0	2	0	7	1	707	174	0	0	0	0	0	0	716	175	891
(OK) COVID-19 Response	0	0	0	0	0	0	257	103	0	0	0	0	0	0	257	103	360
(OR) COVID-19 Response	0	0	2	3	0	0	130	8	0	0	0	0	0	0	132	11	143
(PA) COVID-19 Response	31	0	0	0	22	2	505	103	0	0	0	0	0	0	558	105	663
(PR) COVID-19 Response	29	3	7	0	0	0	763	15	0	0	0	0	0	0	799	18	817
(RI) COVID-19 Response	6	4	75	2	16	0	401	122	0	0	0	0	0	0	498	128	626
(SC) COVID-19 Response	2	0	0	0	0	0	482	7	0	0	0	0	0	0	484	7	491
(SD) COVID-19 Response	0	0	1	0	0	0	31	25	0	0	0	0	0	0	32	25	57
(TN) COVID-19 Response	11	0	89	1	0	0	498	116	0	0	0	0	0	0	598	117	715
(TX) COVID-19 Response	0	0	11	3	28	3	2,551	267	0	0	0	0	0	0	2,590	273	2,863
(UT) COVID-19 Response	111	35	130	5	0	0	0	0	2	0	2	0	0	0	245	40	285
(VA) COVID-19 Response	0	0	26	10	7	2	364	53	3	0	1	0	0	0	401	65	466
(VI) COVID-19 Response	0	0	20	3	0	2	123	12	0	0	0	0	0	0	143	17	160

(VT) COVID-19 Response	0	0	0	0	15	4	98	18	0	0	0	0	0	0	113	22	135
(WA) COVID-19 Response	0	0	11	15	0	0	990	215	1	0	1	0	0	0	1,003	230	1,233
(WI) COVID-19 Response	0	0	111	16	39	3	979	199	15	0	1	0	0	0	1,145	218	1,363
(WV) COVID-19 Response	16	9	134	32	0	0	282	164	0	0	0	0	0	0	432	205	637
(WY) COVID-19 Response	0	0	7	4	0	0	0	0	0	0	0	9	0	0	7	13	20
TOTAL	496	121	3,552	546	311	52	31,069	5,792	31	0	12	20	14	0	35,471	6,531	42,002

State	SAD		T-32 State		502 (f) (1)		502 (f) (2)		Title 5		Title 10		Cont.		Total		Totals by State		Notes/Comments	AS OF #REF!	
	ARNG	ANG	ARNG	ANG	ARNG	ANG	ARNG	ANG	ARNG	ANG	ARNG	ANG	ARNG	ANG	ARNG	ANG	Mission				
(AK) COVID-19 Response																#REF!	#REF!	#REF!			
(AL) COVID-19 Response																#REF!	#REF!	#REF!			
(AR) COVID-19 Response																#REF!	#REF!	#REF!			
(AZ) COVID-19 Response																#REF!	#REF!	#REF!			
(CA) COVID-19 Response																#REF!	#REF!	#REF!			
(CO) COVID-19 Response																#REF!	#REF!	#REF!			
(CT) COVID-19 Response																#REF!	#REF!	#REF!			
(DC) COVID-19 Response																#REF!	#REF!	#REF!			
(DE) COVID-19 Response																#REF!	#REF!	#REF!			
(FL) COVID-19 Response																#REF!	#REF!	#REF!			
(GA) COVID-19 Response																#REF!	#REF!	#REF!			
(GU) COVID-19 Response																#REF!	#REF!	#REF!			
(HI) COVID-19 Response																#REF!	#REF!	#REF!			
(IA) COVID-19 Response																#REF!	#REF!	#REF!			
(ID) COVID-19 Response																#REF!	#REF!	#REF!			
(IL) COVID-19 Response																#REF!	#REF!	#REF!			
(IN) COVID-19 Response																#REF!	#REF!	#REF!			
(KS) COVID-19 Response																#REF!	#REF!	#REF!			
(KY) COVID-19 Response																#REF!	#REF!	#REF!			
(LA) COVID-19 Response																#REF!	#REF!	#REF!			
(MA) COVID-19 Response																#REF!	#REF!	#REF!			
(MD) COVID-19 Response																#REF!	#REF!	#REF!			
(ME) COVID-19 Response																#REF!	#REF!	#REF!			
(MI) COVID-19 Response																#REF!	#REF!	#REF!			
(MN) COVID-19 Response																#REF!	#REF!	#REF!			
(MO) COVID-19 Response																#REF!	#REF!	#REF!			
(MS) COVID-19 Response																#REF!	#REF!	#REF!			
(MT) COVID-19 Response																#REF!	#REF!	#REF!			
(NC) COVID-19 Response																#REF!	#REF!	#REF!			
(ND) COVID-19 Response																#REF!	#REF!	#REF!			
(NE) COVID-19 Response																#REF!	#REF!	#REF!			
(NH) COVID-19 Response																#REF!	#REF!	#REF!			
(NJ) COVID-19 Response																#REF!	#REF!	#REF!			
(NM) COVID-19 Response																#REF!	#REF!	#REF!			
(NV) COVID-19 Response																#REF!	#REF!	#REF!			
(NY) COVID-19 Response																#REF!	#REF!	#REF!			
(OH) COVID-19 Response																#REF!	#REF!	#REF!			
(OK) COVID-19 Response																#REF!	#REF!	#REF!			
(OR) COVID-19 Response																#REF!	#REF!	#REF!			
(PA) COVID-19 Response																#REF!	#REF!	#REF!			
(PR) COVID-19 Response																#REF!	#REF!	#REF!			
(RI) COVID-19 Response																#REF!	#REF!	#REF!			
(SC) COVID-19 Response																#REF!	#REF!	#REF!			
(SD) COVID-19 Response																#REF!	#REF!	#REF!			
(TN) COVID-19 Response																#REF!	#REF!	#REF!			
(TX) COVID-19 Response																#REF!	#REF!	#REF!			
(UT) COVID-19 Response																#REF!	#REF!	#REF!			
(VA) COVID-19 Response																#REF!	#REF!	#REF!			
(VI) COVID-19 Response																#REF!	#REF!	#REF!			
(VT) COVID-19 Response																#REF!	#REF!	#REF!			
(WA) COVID-19 Response																#REF!	#REF!	#REF!			
(WI) COVID-19 Response																#REF!	#REF!	#REF!			
(WV) COVID-19 Response																#REF!	#REF!	#REF!			
(WY) COVID-19 Response																#REF!	#REF!	#REF!			
TOTAL	#REF!	#REF!	#REF!	#REF!	#REF!	#REF!	#REF!	#REF!	#REF!	#REF!	#REF!	#REF!	#REF!	#REF!	#REF!	#REF!	#REF!	#REF!	#REF!		
Count:																					
54	Not Included														#REF!						

DO THIS BEFORE FOLLOWING THE INSTRUCTIONS BELOW

1. Unprotect both "COVID-19 (Yesterday)" and "COVID-19" sheets by going to the top of each sheet, click the "Review" tab and then click "Unprotect Sheet".
2. From sheet "COVID-19", copy cells B3-O56. Then on sheet "COVID-19 (Yesterday)", Right Click and paste "values (V)" into cells B3-O56.
3. Following the above before executing the below instructions will ensure changes in numbers will be shown in BLUE.

INSTRUCTIONS FOR IMPORTING PERSTAT

These steps will transfer all the PERSTAT data into the InfoPush Prep "COVID19" sheet. It is recommended to make a **backup copy** of the InfoPushPrep before starting.

1. To begin, open both the InfoPush Prep and the current JPERSTAT
2. Move a copy of PERSTAT_Data_Tool to the PERSTAT with these steps:
Right click sheet tab "PERSTAT_Data_Tool"
Select "Move or Copy"
Check box "Create a Copy" - DO NOT MISS THIS STEP
Select the new PERSTAT from drop down list
Ensure "Summary" is highlighted and "Create a copy" is checked
Click OK

Your tool has now been created as a new sheet in the PERSTAT with all formulas intact!

3. At the top of the new sheet, click the "Review" tab and then click "Unprotect Sheet".

4. Looking at the new sheet on the PERSTAT titled "PERSTAT_Data_Tool" fold down Control and press F on your keyboard to open Find and Replace.
Click the "Replace" tab at the top of the popup window.
Enter an = sign in the "Find What" field and enter another = sign in the "Replace with" field. (Within field should read "Sheet" by default).
Then click "Replace All"

5. You should see all the REF's replaced with digits and you'll get a message saying you've made 993 replacements.
Click OK, then Close on the Find and Replace window.

6. Select and then copy this entire sheet by clicking the little arrow next to the A column, or hit Control+A, and then hit Control+C (or right click and Copy).

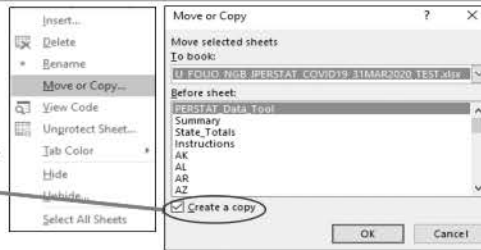
7. On the InfoPush Prep, go to the "PERSTAT_Data_Current" sheet. (Ensure you're looking at the CURRENT sheet!)

8. Select all with the same method. Then, right click and move your cursor next to "Paste Special" on the right side arrow. On the popup menu select "Values & Number Formatting (A)"

Congratulations! The COVID-19 sheet will now display the PERSTAT data.

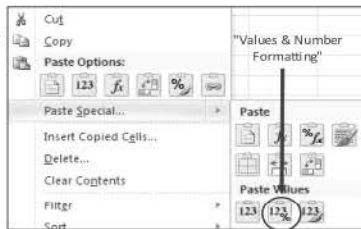
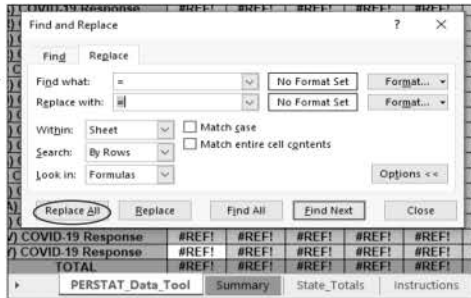
NOTES: These sheets are formula based, please do not attempt to edit these formulas. If you think a formula has been compromised, it is best to restore a backup copy of the InfoPush Prep.

- If you get a message when opening this document to "Update links", select "Don't update."
- If a mistake is made during this process, such as not checking "Make a Copy", this could permanently delete the Data Tool, you should restore a back up copy of the



For questions about the PERSTAT Data Tool, contact the developer:

Cap: (b)(6)
NGB J33 Operations Analysis
(b)(6)



NG SWB Personnel Support to CBP:

ARNG	ARNG	ANG	TOTAL	CHANGE
AZ	544	77	621	-5
CA	111	25	136	0
NM	16	3	19	0
TX	1589	67	1656	-9
TOTAL	2260	172	2432	
Change	Net Change			-14

NG SWB Ground Mission Fill Rate ISO CBP					
STATES	DOD AUTH	ST AUTH	ASGN	DOD FILL	ST FILL
AZ	540	480	428	79%	89%
CA	499	82	106	21%	129%
NM	119	17	16	13%	94%
TX	1245	1403	1225	98%	87%
SWB TOTAL	2403	1982	1775	74%	90%

*SWB Ground Mission Fill Rate excludes C2 and Aviation
 *ST Auth column for TX includes MSC personnel
 *DoD Auth column reflects ground mission minus MSC

States	JRSOI	C2	NG SWB Ground Support to CBP								Ground Total		Aviation		Ground + Aviation	Total On Orders
			Border Patrol		OFO		AMO		OI		Auth	Asgn	Auth	Asgn	Asgn	Asgn
AZ	8	90	405	382	60	59	0	0	15	18	480	459	144	128	587	685
CA	9	13	0	0	59	57	0	5	23	17	82	79	0	0	79	101
NM	0	3	17	17	0	0	0	0	0	0	17	17	0	0	17	20
TX	1	271	1084	974	279	250	1	9	39	36	1403	1269	200	165	1434	1,706
Total	18	377	1506	1373	398	366	1	14	77	71	1982	1824	344	293	2117	2512
*SWB CBP Fill Rate%			91%		92%		1400%		92%		92%					

NG Aircraft for SWB Support to CBP:

Operational Hours Flown ISO CBP FY20						
	AZ		TX		TOTAL	
	Aircraft	Hours	Aircraft	Hours	Aircraft	Hours
UH-72	4	1099.2	5	1422.8	9	2522
UH-60	9	808.8	0	0	9	808.8
RC-26	1	452.7	1	357.5	2	810.2
RQ-7	0	0	2	123.2	2	123.2
AZ - 5 St: 4 St=(1x each UH-72), 1 St = (1x UH-60) AZ = 8ea					22	4264.2
TX - 3 St: 3 St = (1x each UH-72) TX = 2ea						

FY20 Funding for SWB Support to CBP:

As of: 19 MAR 2020	\$ (M)	\$ (M)	\$ (M)	\$ (M)
	NPGA (2060)	OMNG (2065)	Milpers (3850)	O&M (3840)
Total Cost	\$118.85	\$13.15	\$19.92	\$0.27

FY20 Flight Hours Cost for SWB Support to CBP:

As of: 19 MAR 2020	Aircraft	Flight Hours	Rate(\$M)	Weekly Obligations (\$M)
	RC-26	753.7	\$0.001758	\$1.33
	UH-60	777.8	\$0.005034	\$3.92
	UH-72	2412.0	\$0.002287	\$5.52
	RQ-7	90.3	\$0.000463	\$0.04
Grand Total				\$10.81

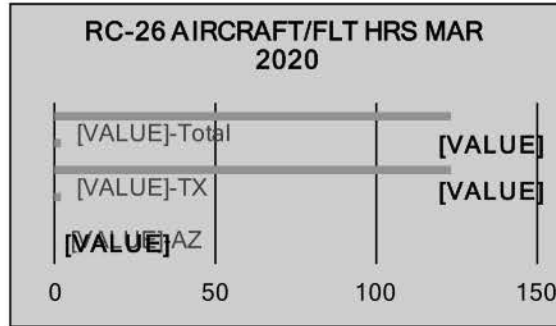
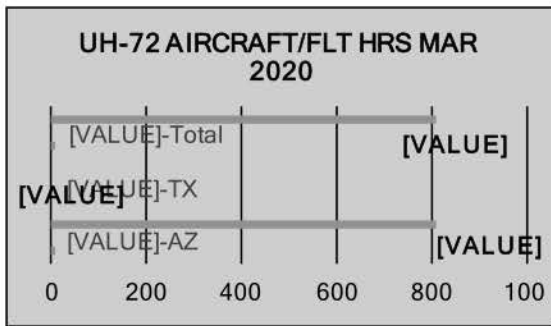
NOTE: Total cost for SWB Support to CBP mission is \$162.99* – this does not include TX1000. *Reported number includes rounding.

FY20 Funding TX 1000 Mission

As of: 19 MAR 2020	\$ (M)	\$ (M)	\$ (M)	\$ (M)
	NPGA (2060)	OMNG (2065)	Milpers (3850)	O&M (3840)
Total Cost	\$9.56	\$3.46	\$0.00	\$0.00

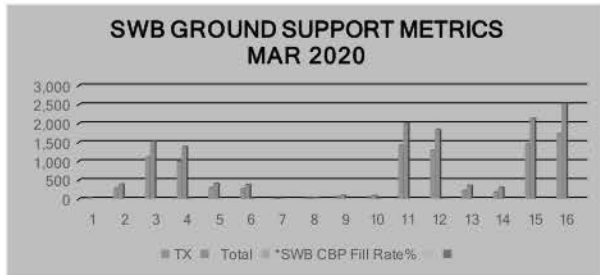
NG Aircraft for SWB Support to CBP:

Operational Hours Flown ISO CBP FY20						
	AZ		TX		TOTAL	
	Aircraft	Hours	Aircraft	Hours	Aircraft	Hours
UH-72	4	1099.2	5	1422.8	9	2522
UH-60	9	808.8	0	0	9	808.8
RC-26	1	452.7	1	357.5	2	810.2
RQ-7	0	0	2	123.2	2	123.2
AZ - 5 St: 4 St = (1x each UH-72), 1 St = (1x UH-60) AZ = 8ea					22	4264.2
TX - 3 St: 3 St = (1x each UH-72) TX = 2ea						



Southwest Border J1 Input

	JRSOI	C2	NG SWB Ground Support to CBP								Ground Total		Aviation		Ground + Aviation	Total On Orders
			Border Patrol		OFO		AMO		OI							
			Asgn	Asgn	Auth	Asgn	Auth	Asgn	Auth	Asgn	Auth	Asgn	Auth	Asgn	Auth	Asgn
AZ	8	90	405	382	60	59	0	0	15	18	480	459	144	128	587	685
CA	9	13	0	0	59	57	0	5	23	17	82	79	0	0	79	101
NM	0	3	17	17	0	0	0	0	0	0	17	17	0	0	17	20
TX	1	271	1084	974	279	250	1	9	39	36	1403	1269	200	165	1434	1,706
Total	18	377	1506	1373	398	366	1	14	77	71	1982	1824	344	293	2117	2512
*SWB CBP Fill Rate%				91%		92%		1400%		92%	92%					



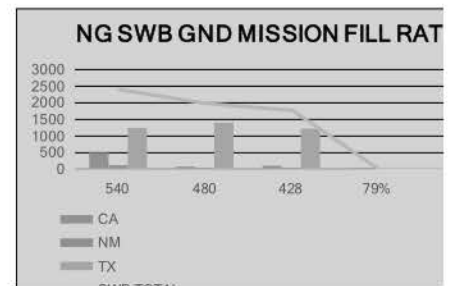
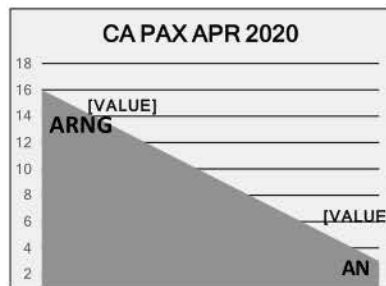

ARNG	ARNG	ANG	TOTAL	CHANGE
AZ	544	77	621	-5
CA	111	25	136	0
NM	16	3	19	0
TX	1589	67	1656	-9
TOTAL	2260	172	2432	
Change		Net Change		-14

NG SWB Ground Mission Fill Rate ISO CBP					
STATES	DOD AUTH	ST AUTH	ASGN	DOD FILL	ST FILL
AZ	540	480	428	79%	89%
CA	499	82	106	21%	129%
NM	119	17	16	13%	94%
TX	1245	1403	1225	98%	87%
SWB TOTAL	2403	1982	1775	74%	90%

*SWB Ground Mission Fill Rate excludes C2 and Aviation

*ST Auth column for TX includes MSC personnel

*DoD Auth column reflects ground mission minus MSC



FY20 Funding for SWB Support to CBP:

As of: 19 MAR 2020	\$ (M)	\$ (M)	\$ (M)	\$ (M)
	NPGA (2060)	OMNG (2065)	Milpers (3850)	O&M (3840)
Total Cost	\$118.85	\$13.15	\$19.92	\$0.27

FY20 Flight Hours Cost for SWB Support to CBP:

As of: 19 MAR 2020	Aircraft	Flight Hours	Rate(\$M)	Weekly Obligations (\$M)
	RC-26	753.7	\$0.001758	\$1.33
	UH-60	777.8	\$0.005034	\$3.92
	UH-72	2412.0	\$0.002287	\$5.52
	RQ-7	90.3	\$0.000463	\$0.04
Grand Total				\$10.81

FY20 Funding TX 1000 Mission

As of: 19 MAR 2020	\$ (M)	\$ (M)	\$ (M)	\$ (M)
	NPGA (2060)	OMNG (2065)	Milpers (3850)	O&M (3840)
Total Cost	\$9.56	\$3.46	\$0.00	\$0.00

NOTE: Total cost for SWB Support to CBP mission is \$162.99* – this does not include TX1000. *Reported number includes rounding.



NG SWB Personnel Support to CBP:

ARNG	ARNG	ANG	TOTAL	CHANGE
AZ	599	87	686	-2
CA	81	20	101	0
NM	16	3	19	0
TX	1625	84	1709	+3
TOTAL	2321	194	2515	
Change	Net Change			+1

NG SWB Ground Mission Fill Rate ISO CBP					
STATES	DOD AUTH	ST AUTH	ASGN	DOD FILL	ST FILL
AZ	540	480	459	85%	96%
CA	499	82	79	16%	96%
NM	119	17	16	13%	94%
TX	1245	1403	1275	102%	91%
SWB TOTAL	2403	1982	1829	76%	92%

*SWB Ground Mission Fill Rate excludes C2 and Aviation

*ST Auth column for TX includes MSC personnel

*DoD Auth column reflects ground mission minus MSC.

	JRSOI	C2	NG SWB Ground Support to CBP								Ground Total		Aviation		Ground + Aviation	Total On Orders
			Border Patrol		OFO		AMO		OI		Auth	Asgn	Auth	Asgn	Asgn	Asgn
States	Asgn	Asgn	Auth	Asgn	Auth	Asgn	Auth	Asgn	Auth	Asgn	Auth	Asgn	Auth	Asgn	Asgn	Asgn
AZ	9	89	405	383	60	58	0	0	15	18	480	459	144	129	588	686
CA	9	13	0	0	59	57	0	5	23	17	82	79	0	0	79	101
NM	0	3	17	16	0	0	0	0	0	0	17	16	0	0	16	19
TX	1	270	1084	980	279	250	1	9	39	36	1403	1275	200	163	1438	1,709
Total	19	375	1506	1379	398	365	1	14	77	71	1982	1829	344	292	2121	2515
*SWB CBP Fill Rate%			92%		92%		1400%		92%		92%					

NG Aircraft for SWB Support to CBP:

Operational Hours Flown ISO CBP FY20						
	AZ		TX		TOTAL	
	Aircraft	Hours	Aircraft	Hours	Aircraft	Hours
UH-72	2	1227.8	6	2064.2	8	3292
UH-60	4	979.5	0	0	4	979.5
RC-26	1	657.4	2	493.8	3	1151.2
RQ-7	0	0	4	152.7	4	152.7
AZ - 2 St: 2 St = (1x each UH-72), 1 St = (3x UH-60) AZ = 1ea					19	5575.4
TX - 4 St: 4 St = (1x each UH-72) TX = 2ea						

SWB FLIGHT HRS APR 2020			
	3292	979.5	1151.2 152.7
FY20 Funding for SWB Support to CBP:			

As of: 26 MAR 2020	\$ (M)	\$ (M)	\$ (M)	\$ (M)
	NPGA (2060)	OMNG (2065)	Milpers (3850)	O&M (3840)
Total Cost	\$120.89	\$13.32	\$20.09	\$0.27

FY20 Flight Hours Cost for SWB Support to CBP:

As of: 26 MAR 2020	Aircraft	Flight Hours	Rate(\$M)	Weekly Obligations (\$M)
	RC-26	790.0	\$0.001758	\$1.39
	UH-60	779.8	\$0.005034	\$3.93
	UH-72	2443.7	\$0.002287	\$5.59
	RQ-7	97.0	\$0.000463	\$0.04
Grand Total				\$10.95

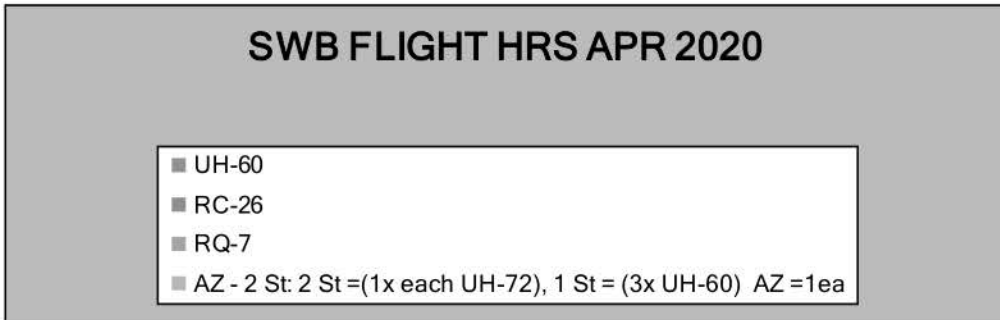
NOTE: Total cost for SWB Support to CBP mission is \$165.52* – this does not include TX1000. *Reported number includes rounding.

FY20 Funding TX 1000 Mission

As of: 26 MAR 2020	\$ (M)	\$ (M)	\$ (M)	\$ (M)
	NPGA (2060)	OMNG (2065)	Milpers (3850)	O&M (3840)
Total Cost	\$9.53	\$3.46	\$0.00	\$0.00

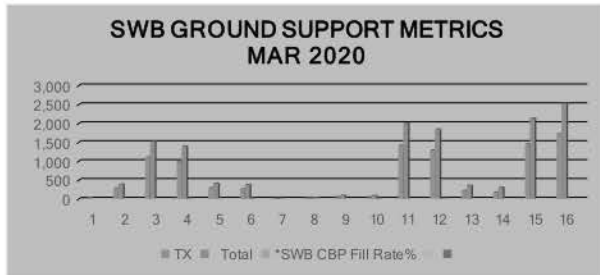
NG Aircraft for SWB Support to CBP:

Operational Hours Flown ISO CBP FY20						
	AZ		TX		TOTAL	
	Aircraft	Hours	Aircraft	Hours	Aircraft	Hours
UH-72	2	1227.8	6	2064.2	8	3292
UH-60	4	979.5	0	0	4	979.5
RC-26	1	657.4	2	493.8	3	1151.2
RQ-7	0	0	4	152.7	4	152.7
AZ - 2 St: 2 St=(1x each UH-72), 1 St = (3x UH-60) AZ =1ea					19	5575.4
TX - 4 St: 4 St = (1x each UH-72) TX = 2ea						



Southwest Border J1 Input

	JRSOI	C2	NG SWB Ground Support to CBP								Ground Total		Aviation		Ground + Aviation	Total On Orders	
			Border Patrol		OFO		AMO		OI								
			Asgn	Asgn	Auth	Asgn	Auth	Asgn	Auth	Asgn	Auth	Asgn	Auth	Asgn	Auth	Asgn	Asgn
AZ	9	89	405	383	60	58	0	0	15	18	480	459	144	129	588	686	
CA	9	13	0	0	59	57	0	5	23	17	82	79	0	0	79	101	
NM	0	3	17	16	0	0	0	0	0	0	17	16	0	0	16	19	
TX	1	270	1084	980	279	250	1	9	39	36	1403	1275	200	163	1438	1,709	
Total	19	375	1506	1379	398	365	1	14	77	71	1982	1829	344	292	2121	2515	
*SWB CBP Fill Rate%				92%		92%		1400%		92%		92%					



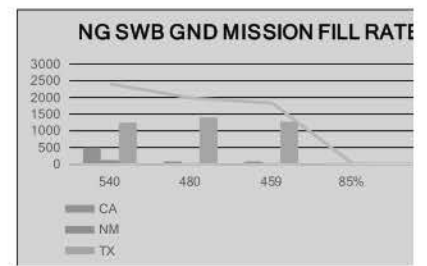
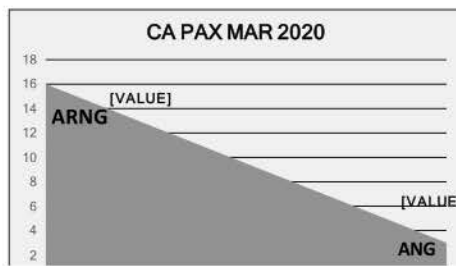

ARNG	ARNG	ANG	TOTAL	CHANGE
AZ	599	87	686	-2
CA	81	20	101	0
NM	16	3	19	0
TX	1625	84	1709	+3
TOTAL	2321	194	2515	
Change	Net Change			+1

NG SWB Ground Mission Fill Rate ISO CBP					
STATES	DOD AUTH	ST AUTH	ASGN	DOD FILL	ST FILL
AZ	540	480	459	85%	96%
CA	499	82	79	16%	96%
NM	119	17	16	13%	94%
TX	1245	1403	1275	102%	91%
SWB TOTAL	2403	1982	1829	76%	92%

*SWB Ground Mission Fill Rate excludes C2 and Aviation

*ST Auth column for TX includes MSC personnel

*DoD Auth column reflects ground mission minus MSC



FY20 Funding for SWB Support to CBP:

As of: 26 MAR 2020	\$ (M)	\$ (M)	\$ (M)	\$ (M)
	NPGA (2060)	OMNG (2065)	Milpers (3850)	O&M (3840)
Total Cost	\$120.89	\$13.32	\$20.09	\$0.27

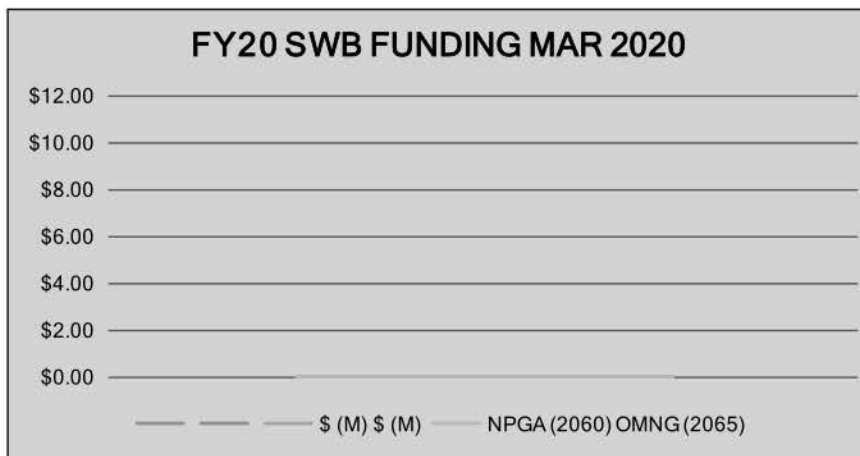
FY20 Flight Hours Cost for SWB Support to CBP:

As of: 26 MAR 2020	Aircraft	Flight Hours	Rate(\$M)	Weekly Obligations (\$M)
	RC-26	790.0	\$0.001758	\$1.39
	UH-60	779.8	\$0.005034	\$3.93
	UH-72	2443.7	\$0.002287	\$5.59
	RQ-7	97.0	\$0.000463	\$0.04
Grand Total				\$10.95

FY20 Funding TX 1000 Mission

As of: 26 MAR 2020	\$ (M)	\$ (M)	\$ (M)	\$ (M)
	NPGA (2060)	OMNG (2065)	Milpers (3850)	O&M (3840)
Total Cost	\$9.53	\$3.46	\$0.00	\$0.00

NOTE: Total cost for SWB Support to CBP mission is \$165.52* – this does not include TX1000. *Reported number includes rounding.



NG SWB Personnel Support to CBP:

ARNG	ARNG	ANG	TOTAL	CHANGE
AZ	596	89	685	-1
CA	81	20	101	0
NM	18	2	20	0
TX	1622	84	1706	+3
TOTAL	2317	195	2512	
Change	Net Change			+2

NG SWB Ground Mission Fill Rate ISO CBP					
STATES	DOD AUTH	ST AUTH	ASGN	DOD FILL	ST FILL
AZ	540	480	459	85%	96%
CA	499	82	79	16%	96%
NM	119	17	17	14%	100%
TX	1245	1403	1269	102%	90%
SWB TOTAL	2403	1982	1824	76%	92%

*SWB Ground Mission Fill Rate excludes C2 and Aviation

*ST Auth column for TX includes MSC personnel

*DoD Auth column reflects ground mission minus MSC.

States	JRSOI	C2	NG SWB Ground Support to CBP								Ground Total		Aviation		Ground + Aviation	Total On Orders
			Border Patrol		OFO		AMO		OI		Auth	Asgn	Auth	Asgn	Asgn	Asgn
AZ	14	85	405	357	60	53	0	0	15	18	480	428	144	94	522	621
CA	12	18	0	0	59	71	0	0	23	35	82	106	0	0	106	136
NM	0	3	17	16	0	0	0	0	0	0	17	16	0	0	16	19
TX	0	265	1084	921	279	253	1	6	39	45	1403	1225	200	166	1391	1656
TOTAL	26	371	1506	1294	398	377	1	6	77	98	1982	1775	344	260	2035	2432
*SWB CBP Fill Rate%			86%		95%		600%		127%		90%					

NG Aircraft for SWB Support to CBP:

Operational Hours Flown ISO CBP FY20						
	AZ		TX		TOTAL	
	Aircraft	Hours	Aircraft	Hours	Aircraft	Hours
UH-72	4	1099.2	5	1422.8	9	2522
UH-60	9	808.8	0	0	9	808.8
RC-26	1	452.7	1	357.5	2	810.2
RQ-7	0	0	2	123.2	2	123.2
AZ - 5 St: 4 St = (1x each UH-72), 1 St = (1x UH-60) AZ = 8ea					22	4264.2
TX - 3 St: 3 St = (1x each UH-72) TX = 2ea						

FY20 Funding for SWB Support to CBP:

As of: 19 MAR 2020	\$ (M)	\$ (M)	\$ (M)	\$ (M)
	NPGA (2060)	OMNG (2065)	Milpers (3850)	O&M (3840)
Total Cost	\$118.85	\$13.15	\$19.92	\$0.27

FY20 Flight Hours Cost for SWB Support to CBP:

As of: 19 MAR 2020	Aircraft	Flight Hours	Rate(\$M)	Weekly Obligations (\$M)
	RC-26	753.7	\$0.001758	\$1.33
	UH-60	777.8	\$0.005034	\$3.92
	UH-72	2412.0	\$0.002287	\$5.52
	RQ-7	90.3	\$0.000463	\$0.04
Grand Total				\$10.81

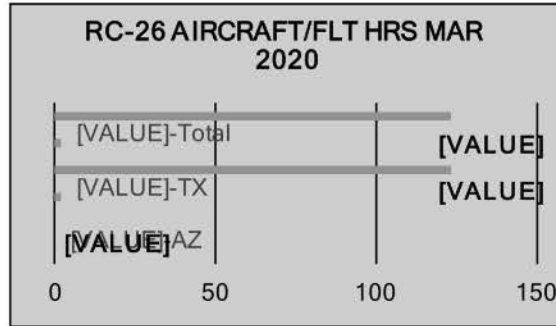
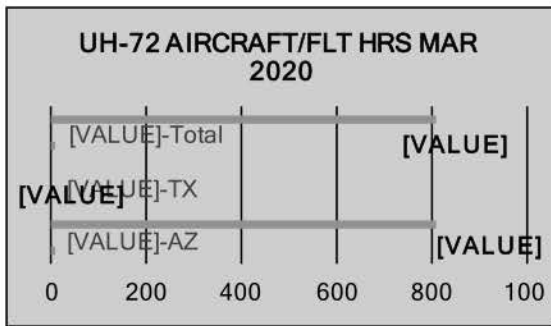
NOTE: Total cost for SWB Support to CBP mission is \$162.99* – this does not include TX1000. *Reported number includes rounding.

FY20 Funding TX 1000 Mission

As of: 19 MAR 2020	\$ (M)	\$ (M)	\$ (M)	\$ (M)
	NPGA (2060)	OMNG (2065)	Milpers (3850)	O&M (3840)
Total Cost	\$9.56	\$3.46	\$0.00	\$0.00

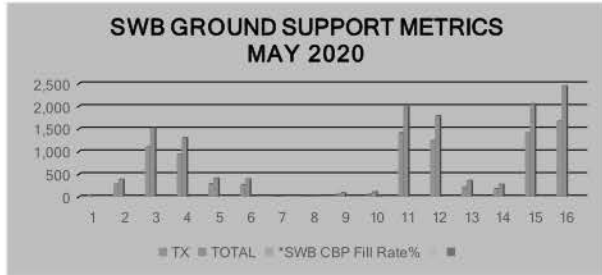
NG Aircraft for SWB Support to CBP:

Operational Hours Flown ISO CBP FY20						
	AZ		TX		TOTAL	
	Aircraft	Hours	Aircraft	Hours	Aircraft	Hours
UH-72	4	1099.2	5	1422.8	9	2522
UH-60	9	808.8	0	0	9	808.8
RC-26	1	452.7	1	357.5	2	810.2
RQ-7	0	0	2	123.2	2	123.2
AZ - 5 St: 4 St = (1x each UH-72), 1 St = (1x UH-60) AZ = 8ea					22	4264.2
TX - 3 St: 3 St = (1x each UH-72) TX = 2ea						



Southwest Border J1 Input

States	JRSOI	C2	NG SWB Ground Support to CBP								Ground Total		Aviation		Ground + Aviation	Total On Orders
			Border Patrol		OFO		AMO		OI		Auth	Asgn	Auth	Asgn	Asgn	Asgn
			Asgn	Asgn	Auth	Asgn	Auth	Asgn	Auth	Asgn	Auth	Asgn	Auth	Asgn	Asgn	Asgn
AZ	14	85	405	357	60	53	0	0	15	18	480	428	144	94	522	621
CA	12	18	0	0	59	71	0	0	23	35	82	106	0	0	106	136
NM	0	3	17	16	0	0	0	0	0	0	17	16	0	0	16	19
TX	0	265	1084	921	279	253	1	6	39	45	1403	1225	200	166	1391	1656
TOTAL	26	371	1506	1294	398	377	1	6	77	98	1982	1775	344	260	2035	2432
*SWB CBP Fill Rate%			86%		95%		600%		127%		90%					



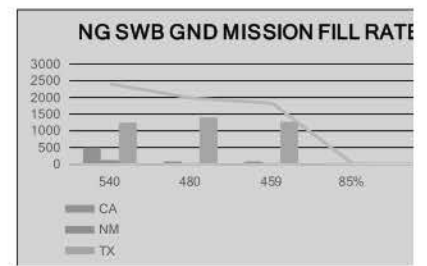


ARNG	ARNG	ANG	TOTAL	CHANGE
AZ	596	89	685	-1
CA	81	20	101	0
NM	18	2	20	0
TX	1622	84	1706	+3
TOTAL	2317	195	2512	
Change	Net Change			+2

NG SWB Ground Mission Fill Rate ISO CBP					
STATES	DOD AUTH	ST AUTH	ASGN	DOD FILL	ST FILL
AZ	540	480	459	85%	96%
CA	499	82	79	16%	96%
NM	119	17	17	14%	100%
TX	1245	1403	1269	102%	90%
SWB TOTAL	2403	1982	1824	76%	92%

*SWB Ground Mission Fill Rate excludes C2 and Aviation

*ST Auth column for TX includes MSC personnel

*DoD Auth column reflects ground mission minus MSC



FY20 Funding for SWB Support to CBP:

As of: 19 MAR 2020	\$ (M)	\$ (M)	\$ (M)	\$ (M)
	NPGA (2060)	OMNG (2065)	Milpers (3850)	O&M (3840)
Total Cost	\$118.85	\$13.15	\$19.92	\$0.27

FY20 Flight Hours Cost for SWB Support to CBP:

As of: 19 MAR 2020	Aircraft	Flight Hours	Rate(\$M)	Weekly Obligations (\$M)
	RC-26	753.7	\$0.001758	\$1.33
	UH-60	777.8	\$0.005034	\$3.92
	UH-72	2412.0	\$0.002287	\$5.52
	RQ-7	90.3	\$0.000463	\$0.04
Grand Total				\$10.81

FY20 Funding TX 1000 Mission

As of: 19 MAR 2020	\$ (M)	\$ (M)	\$ (M)	\$ (M)
	NPGA (2060)	OMNG (2065)	Milpers (3850)	O&M (3840)
Total Cost	\$9.56	\$3.46	\$0.00	\$0.00

NOTE: Total cost for SWB Support to CBP mission is \$162.99* – this does not include TX1000. *Reported number includes rounding.



DOMOPS	ARNG	ANG	Total
SITREPs and Steady State	62,691	10,492	73,183
HD/HS			
CD, ACA, GMD, NCR-IADS, EADS/WADS, Cyber, NORTHCOM	2,416	3,097	5,513
OCONUS CCMD			
Mobilized, RPA/DCGS, Space, Intel, MAF → TACC, Mob/DeMob, Other	22,205	6,114	28,319
Totals	87,312	19,703	107,015
Exercise	0	1	1
State Partnership Program/Security Assistance/Security Cooperation	0	0	0
Total NG Engagement	87,312	19,704	107,016

Info Push Prep - As of: 06/02/2020 INFOPUSH													Daily Mission Numbers - UNCLASSIFIED//FOUO	
State	SAD		T-32 State		502 (f) (1)		502 (f) (2)		Title 5		Title 10		Totals by State	
	ARNG	ANG	ARNG	ANG	ARNG	ANG	ARNG	ANG	ARNG	ANG	ARNG	ANG	Mission	
(AZ) Southwest Border							544	77					621	
(CA) Southwest Border							111	25					136	
(NM) Southwest Border							16	3					19	
(TX) Southwest Border							1,589	67					1,656	
(Multi) COVID-19 Response	914	207	3,256	740	302	50	28,440	5,382	35	0	117	22	39,479	
(Multi) Civil Disturbance	18,938	2,660	3,613	568	605	292	2,279	37	1	0	2	0	28,995	
Open SITREP Totals (ARNG/ANG)	19,852	2,867	6,869	1,308	907	342	32,979	5,591	36	0	119	22	70,906	
Totals (All)	22,719		8,177		1,249		38,570		36		141			
DOMOPS Steady State														
(AR) JOC Support			4										4	
(CA) Key Asset Protection	37												37	
(CA) Wildfire Response (JTF Rattlesnake)	218	4											222	
(NC) Cyber Support	8												8	
(NY) Cyber Security Support	6												6	
(NY) Citizen Preparedness Corp (CPC)	4	4											8	
(NY) Key Asset Protection (Empire Shield)	588	122											710	
(WV) CD/AV Support to Law Enforcement	3	4											7	
(WV) Flood Support	21												21	
57 Civil Support Teams			1,026	228									1,254	
Steady State Operations Totals (ARNG/ANG)	885	134	1030	228	0	0	0	0	0	0	0	0	2,277	
	ARNG	ANG	Total										Steady State Total	
DOMOPS Totals	62,691	10,492	73,183										DOMOPS Total	
													73,183	
Homeland Defense / Homeland Security														
Aerospace Control Alert (T-32)				1016								267	1,283	
Counter Drug (T-32)							1,266	417					1,683	
Cyber (T32 & T-10) (NORTHCOM)	41	7		155							191	105	499	
EADS/WADS (C2)				1027								64	1,091	
Ground Based Midcourse Defense (T-10) (GMD)											284		284	
NCR-IADS (ARNG/ANG T-10) (NORTHCOM)											268	39	307	
Other NORTHCOM (T-10)											366		366	
HD/HS Totals	2,416	3,097	5,513	2,198	0	0	1,266	417	0	0	1,109	475	5,513	
OCONUS CCMD SUPPORT														
DCGS				540									549	
Intel			93	207									141	
MAF/TACC (T-32 & 10)												737	737	
Mob/DeMob (T-10)											2,472		2,472	
OCONUS Mobilized (T-10) COP Manager updates weekly											19,640	2,336	21,976	
RPA				816								782	1,598	
Space (T-10)												0	0	
Other												6	6	
OCONUS CCMD SUPPORT Totals	ARNG	ANG	Total	1563	0	0	0	0	0	0	22,112	3,778	28,319	
	22,205	6,114	28,319								T-10	23,221	3,097	
													6,875	
													NORTHCOM	

State	SAD		T-32 State		502 (f) (1)		502 (f) (2)		Title 5		Title 10		Cont.		Total		Totals by State
	ARNG	ANG	ARNG	ANG	ARNG	ANG	ARNG	ANG	ARNG	ANG	ARNG	ANG	ARNG	ANG	ARNG	ANG	Mission
(AK) Civil Disturbance	0	0	0	0	0	0	0	0	0	0	0	0	0	0	0	0	0
(AL) Civil Disturbance	0	0	0	0	0	0	0	0	0	0	0	0	0	0	0	0	0
(AR) Civil Disturbance	64	34	0	0	0	0	0	0	0	0	0	0	0	0	64	34	98
(AZ) Civil Disturbance	0	0	0	0	0	0	0	0	0	0	0	0	0	0	0	0	0
(CA) Civil Disturbance	6,260	783	437	142	0	0	0	0	0	0	0	0	0	0	6,697	925	7,622
(CO) Civil Disturbance	99	0	0	0	0	0	0	0	0	0	0	0	0	0	99	0	99
(CT) Civil Disturbance	0	0	0	0	0	0	0	0	0	0	0	0	0	0	0	0	0
(DC) Civil Disturbance	0	0	159	156	603	292	0	0	0	0	1	0	0	0	763	448	1,211
(DE) Civil Disturbance	0	0	0	0	0	0	0	0	0	0	0	0	0	0	0	0	0
(FL) Civil Disturbance	0	0	0	0	0	0	0	0	0	0	0	0	0	0	0	0	0
(GA) Civil Disturbance	124	22	149	0	0	0	1,130	28	0	0	0	0	0	0	1,403	50	1,453
(GU) Civil Disturbance	0	0	0	0	0	0	0	0	0	0	0	0	0	0	0	0	0
(HI) Civil Disturbance	0	0	0	0	0	0	0	0	0	0	0	0	0	0	0	0	0
(IA) Civil Disturbance	70	0	0	0	0	0	0	0	0	0	0	0	0	0	70	0	70
(ID) Civil Disturbance	0	0	0	0	0	0	0	0	0	0	0	0	0	0	0	0	0
(IL) Civil Disturbance	351	0	23	0	0	0	0	0	0	0	0	0	0	0	374	0	374
(IN) Civil Disturbance	172	8	13	16	0	0	0	0	0	0	0	0	0	0	185	24	209
(KS) Civil Disturbance	0	0	0	0	0	0	0	0	0	0	0	0	0	0	0	0	0
(KY) Civil Disturbance	390	39	73	26	0	0	0	0	0	0	0	0	0	0	463	65	528
(LA) Civil Disturbance	0	0	0	0	0	0	0	0	0	0	0	0	0	0	0	0	0
(MA) Civil Disturbance	522	0	3	0	0	0	3	0	0	0	0	0	0	0	528	0	528
(MD) Civil Disturbance	0	0	24	0	0	0	193	0	0	0	0	0	0	0	217	0	217
(ME) Civil Disturbance	0	0	0	0	0	0	0	0	0	0	0	0	0	0	0	0	0
(MI) Civil Disturbance	339	0	137	0	0	0	44	0	0	0	0	0	0	0	520	0	520
(MN) Civil Disturbance	3,524	1,466	1,841	139	0	0	0	0	0	0	0	0	0	0	5,365	1,605	6,970
(MO) Civil Disturbance	0	0	331	0	0	0	0	0	0	0	0	0	0	0	331	0	331
(MS) Civil Disturbance	0	0	0	0	0	0	0	0	0	0	0	0	0	0	0	0	0
(MT) Civil Disturbance	0	0	0	0	0	0	0	0	0	0	0	0	0	0	0	0	0
(NC) Civil Disturbance	484	0	26	0	0	0	0	0	0	0	0	0	0	0	510	0	510
(ND) Civil Disturbance	0	0	0	0	0	0	0	0	0	0	0	0	0	0	0	0	0
(NE) Civil Disturbance	453	27	45	1	1	1	4	0	0	0	0	0	0	0	503	28	531
(NH) Civil Disturbance	0	0	0	0	0	0	0	0	0	0	0	0	0	0	0	0	0
(NJ) Civil Disturbance	0	0	0	0	0	0	0	0	0	0	0	0	0	0	0	0	0
(NM) Civil Disturbance	0	0	0	0	0	0	0	0	0	0	0	0	0	0	0	0	0
(NV) Civil Disturbance	60	0	5	0	0	0	0	0	0	0	0	0	0	0	65	0	65
(NY) Civil Disturbance	0	0	0	0	0	0	0	0	0	0	0	0	0	0	0	0	0
(OH) Civil Disturbance	1,182	107	6	7	0	0	0	0	0	0	0	0	0	0	1,188	114	1,302
(OK) Civil Disturbance	0	0	0	0	0	0	0	0	0	0	0	0	0	0	0	0	0
(OR) Civil Disturbance	0	0	0	0	0	0	0	0	0	0	0	0	0	0	0	0	0
(PA) Civil Disturbance	1,335	18	0	0	0	0	0	0	0	0	0	0	0	0	1,335	18	1,353
(PR) Civil Disturbance	0	0	0	0	0	0	0	0	0	0	0	0	0	0	0	0	0
(RI) Civil Disturbance	0	0	0	0	0	0	0	0	0	0	0	0	0	0	0	0	0
(SC) Civil Disturbance	398	0	0	0	0	0	0	0	0	0	0	0	0	0	398	0	398
(SD) Civil Disturbance	145	11	5	18	0	0	0	0	0	0	0	0	0	0	150	29	179
(TN) Civil Disturbance	409	40	23	37	0	0	0	0	0	0	0	0	0	0	432	77	509
(TX) Civil Disturbance	719	84	44	19	0	0	419	9	0	0	0	0	0	0	1,182	112	1,294
(UT) Civil Disturbance	134	20	80	6	0	0	0	0	1	0	0	0	0	0	215	26	241
(VA) Civil Disturbance	638	0	116	0	0	0	0	0	0	1	0	0	0	0	755	0	755
(VI) Civil Disturbance	0	0	0	0	0	0	0	0	0	0	0	0	0	0	0	0	0
(VT) Civil Disturbance	0	0	0	0	0	0	0	0	0	0	0	0	0	0	0	0	0
(WA) Civil Disturbance	0	0	0	0	0	0	486	0	0	0	0	0	0	0	486	0	486
(WI) Civil Disturbance	1,066	1	73	1	1	1	0	0	0	0	0	0	0	0	1,140	2	1,142
(WV) Civil Disturbance	0	0	0	0	0	0	0	0	0	0	0	0	0	0	0	0	0
(WY) Civil Disturbance	0	0	0	0	0	0	0	0	0	0	0	0	0	0	0	0	0
TOTAL	18,938	2,660	3,613	568	605	292	2,279	37	1	0	2	0	0	0	25,438	3,557	28,995
Count:														Not Included			28,995

State	SAD		T-32 State		502 (f) (1)		502 (f) (2)		Title 5		Title 10		Cont.		Total		Totals by State	Notes/Comments
	ARNG	ANG	ARNG	ANG	ARNG	ANG	ARNG	ANG	ARNG	ANG	ARNG	ANG	ARNG	ANG	ARNG	ANG	Mission	
(AK) Civil Disturbance	0	0	0	0	0	0	0	0	0	0	0	0	0	0	0	0	0	
(AL) Civil Disturbance	0	0	0	0	0	0	0	0	0	0	0	0	0	0	0	0	0	
(AR) Civil Disturbance	72	38	4	13	0	0	0	0	0	0	0	0	0	0	76	51	127	
(AZ) Civil Disturbance	0	0	0	0	0	0	0	0	0	0	0	0	0	0	0	0	0	
(CA) Civil Disturbance	2,374	100	161	17	0	0	0	0	0	0	0	0	0	0	2,535	117	2,652	
(CO) Civil Disturbance	100	0	0	0	0	0	0	0	0	0	0	0	0	0	100	0	100	
(CT) Civil Disturbance	0	0	0	0	0	0	0	0	0	0	0	0	0	0	0	0	0	
(DC) Civil Disturbance	0	0	0	0	0	0	553	85	0	0	0	0	0	0	553	85	638	
(DE) Civil Disturbance	0	0	0	0	0	0	0	0	0	0	0	0	0	0	0	0	0	
(FL) Civil Disturbance	0	0	0	0	0	0	0	0	0	0	0	0	0	0	0	0	0	
(GA) Civil Disturbance	171	20	98	6	0	0	702	13	0	0	0	0	0	0	971	39	1,010	
(GU) Civil Disturbance	0	0	0	0	0	0	0	0	0	0	0	0	0	0	0	0	0	
(HI) Civil Disturbance	0	0	0	0	0	0	0	0	0	0	0	0	0	0	0	0	0	
(IA) Civil Disturbance	70	0	0	0	0	0	0	0	0	0	0	0	0	0	70	0	70	
(ID) Civil Disturbance	0	0	0	0	0	0	0	0	0	0	0	0	0	0	0	0	0	
(IL) Civil Disturbance	337	0	22	0	0	0	0	0	0	0	0	0	0	0	359	0	359	
(IN) Civil Disturbance	172	8	8	16	0	0	0	0	0	0	0	0	0	0	180	24	204	
(KS) Civil Disturbance	0	0	0	0	0	0	0	0	0	0	0	0	0	0	0	0	0	
(KY) Civil Disturbance	317	25	66	23	0	0	0	0	0	0	0	0	0	0	383	48	431	
(LA) Civil Disturbance	0	0	0	0	0	0	0	0	0	0	0	0	0	0	0	0	0	
(MA) Civil Disturbance	238	31	20	9	0	0	0	0	0	0	0	0	0	0	258	40	298	
(MD) Civil Disturbance	0	0	476	0	0	0	0	0	0	0	0	0	0	0	476	0	476	
(ME) Civil Disturbance	0	0	0	0	0	0	0	0	0	0	0	0	0	0	0	0	0	
(MI) Civil Disturbance	362	0	136	0	0	0	0	0	0	0	0	0	0	0	498	0	498	
(MN) Civil Disturbance	3,524	1,466	1,841	139	0	0	0	0	0	0	0	0	0	0	5,365	1,605	6,970	
(MO) Civil Disturbance	0	0	338	0	0	0	0	0	0	0	0	0	0	0	338	0	338	
(MS) Civil Disturbance	0	0	0	0	0	0	0	0	0	0	0	0	0	0	0	0	0	
(MT) Civil Disturbance	0	0	0	0	0	0	0	0	0	0	0	0	0	0	0	0	0	
(NC) Civil Disturbance	474	0	0	0	0	0	0	0	0	0	0	0	0	0	474	0	474	
(ND) Civil Disturbance	0	0	0	0	0	0	0	0	0	0	0	0	0	0	0	0	0	
(NE) Civil Disturbance	446	22	46	1	1	2	2	1	0	0	0	0	0	0	495	26	521	
(NH) Civil Disturbance	0	0	0	0	0	0	0	0	0	0	0	0	0	0	0	0	0	
(NJ) Civil Disturbance	0	0	0	0	0	0	0	0	0	0	0	0	0	0	0	0	0	
(NM) Civil Disturbance	0	0	0	0	0	0	0	0	0	0	0	0	0	0	0	0	0	
(NV) Civil Disturbance	43	0	0	0	0	0	14	0	0	0	0	0	0	0	57	0	57	
(NY) Civil Disturbance	0	0	0	0	0	0	0	0	0	0	0	0	0	0	0	0	0	
(OH) Civil Disturbance	913	106	17	7	0	0	0	0	0	0	0	0	0	0	930	113	1,043	
(OK) Civil Disturbance	0	0	0	0	0	0	0	0	0	0	0	0	0	0	0	0	0	
(OR) Civil Disturbance	0	0	0	0	0	0	0	0	0	0	0	0	0	0	0	0	0	
(PA) Civil Disturbance	801	18	0	0	0	0	0	0	0	0	0	0	0	0	801	18	819	
(PR) Civil Disturbance	0	0	0	0	0	0	0	0	0	0	0	0	0	0	0	0	0	
(RI) Civil Disturbance	0	0	0	0	0	0	0	0	0	0	0	0	0	0	0	0	0	
(SC) Civil Disturbance	171	0	0	0	0	0	0	0	0	0	0	0	0	0	171	0	171	
(SD) Civil Disturbance	98	12	0	14	0	0	0	0	0	0	0	0	0	0	98	26	124	
(TN) Civil Disturbance	399	40	23	37	0	0	0	0	0	0	0	0	0	0	422	77	499	
(TX) Civil Disturbance	585	38	4	2	0	0	385	9	0	0	0	0	0	0	974	49	1,023	
(UT) Civil Disturbance	134	27	100	19	0	0	0	0	1	0	1	3	0	0	236	49	285	
(VA) Civil Disturbance	0	0	0	0	0	0	0	0	0	0	0	0	0	0	0	0	0	
(VI) Civil Disturbance	0	0	0	0	0	0	0	0	0	0	0	0	0	0	0	0	0	
(VT) Civil Disturbance	0	0	0	0	0	0	0	0	0	0	0	0	0	0	0	0	0	
(WA) Civil Disturbance	0	0	0	0	0	0	199	0	0	0	0	0	0	0	199	0	199	
(WI) Civil Disturbance	1,006	0	42	0	0	0	0	0	0	0	0	0	0	0	1,048	0	1,048	
(WV) Civil Disturbance	0	0	0	0	0	0	0	0	0	0	0	0	0	0	0	0	0	
(WY) Civil Disturbance	0	0	0	0	0	0	0	0	0	0	0	0	0	0	0	0	0	
TOTAL	12,807	1,951	3,402	303	1	2	1,855	108	1	0	1	3	0	0	18,067	2,367	20,434	
Count:														Total Contractors	20,434			

State	SAD		T-32 State		502 (f) (1)		502 (f) (2)		Title 5		Title 10		Cont.		Total		Totals by State
	ARNG	ANG	ARNG	ANG	ARNG	ANG	ARNG	ANG	ARNG	ANG	ARNG	ANG	ARNG	ANG	ARNG	ANG	Mission
(AK) COVID-19 Response	0	0	38	21	28	4	48	31	4	0	0	0	0	0	118	56	174
(AL) COVID-19 Response	0	0	27	6	0	0	441	55	0	0	0	0	0	0	468	61	529
(AR) COVID-19 Response	11	0	23	0	0	0	0	0	0	0	0	0	2	0	34	0	34
(AZ) COVID-19 Response	0	0	42	4	0	0	753	75	0	0	0	0	0	0	795	79	874
(CA) COVID-19 Response	54	12	94	51	0	0	1,013	371	0	0	0	0	0	0	1,161	434	1,595
(CO) COVID-19 Response	0	0	38	5	15	1	164	130	2	0	0	0	0	0	219	136	355
(CT) COVID-19 Response	31	0	113	85	0	0	287	96	0	0	0	0	0	0	431	181	612
(DC) COVID-19 Response	0	0	159	156	0	0	603	292	0	0	1	0	0	0	763	448	1,211
(DE) COVID-19 Response	0	0	0	0	24	0	144	33	0	0	3	5	0	0	171	38	209
(FL) COVID-19 Response	5	2	208	24	15	3	1,733	113	0	0	0	0	0	0	1,961	142	2,103
(GA) COVID-19 Response	0	0	323	7	0	0	929	167	0	0	3	0	4	0	1,255	174	1,429
(GU) COVID-19 Response	1	0	47	14	0	0	161	88	2	0	0	5	0	0	211	107	318
(HI) COVID-19 Response	0	0	93	10	0	0	519	191	0	0	0	0	0	0	612	201	813
(IA) COVID-19 Response	0	0	26	7	0	0	498	125	0	0	0	0	0	0	524	132	656
(ID) COVID-19 Response	0	0	3	3	0	0	0	0	2	0	0	0	0	0	5	3	8
(IL) COVID-19 Response	2	0	32	17	0	0	932	117	0	0	0	0	0	0	966	134	1,100
(IN) COVID-19 Response	0	0	69	12	0	0	1,018	50	1	0	0	1	5	0	1,088	63	1,151
(KS) COVID-19 Response	0	2	14	2	0	0	348	67	0	0	0	0	0	0	362	71	433
(KY) COVID-19 Response	0	0	34	4	11	2	145	30	0	0	0	0	0	0	190	36	226
(LA) COVID-19 Response	0	0	0	0	0	4	835	67	0	0	0	0	0	0	835	71	906
(MA) COVID-19 Response	61	7	350	15	0	0	1,333	12	0	0	0	0	0	0	1,744	34	1,778
(MD) COVID-19 Response	0	5	290	20	25	0	833	40	1	0	0	0	0	0	1,149	65	1,214
(ME) COVID-19 Response	0	0	22	0	11	0	28	21	1	0	0	1	0	0	62	22	84
(MI) COVID-19 Response	146	0	28	11	0	0	532	123	1	0	1	0	0	0	708	134	842
(MN) COVID-19 Response	71	35	50	68	0	0	0	0	0	0	0	0	3	0	121	103	224
(MO) COVID-19 Response	0	0	149	10	0	0	838	88	0	0	0	0	0	0	987	98	1,085
(MS) COVID-19 Response	1	0	42	0	0	5	294	115	0	0	0	0	0	0	337	120	457
(MT) COVID-19 Response	0	0	2	0	0	0	112	33	0	0	0	0	0	0	114	33	147
(NC) COVID-19 Response	4	0	0	0	0	0	322	22	1	0	0	0	0	0	327	22	349
(ND) COVID-19 Response	0	0	30	2	0	2	230	33	0	0	0	0	0	0	260	37	297
(NE) COVID-19 Response	1	1	13	13	16	4	221	58	0	0	0	0	0	0	251	76	327
(NH) COVID-19 Response	1	2	21	7	24	4	459	212	0	0	0	0	0	0	505	225	730
(NJ) COVID-19 Response	0	0	40	6	0	0	577	235	0	0	0	0	0	0	617	241	858
(NM) COVID-19 Response	7	1	61	19	0	0	347	129	0	0	0	0	0	0	415	149	564
(NV) COVID-19 Response	0	0	118	21	0	0	685	183	0	0	0	0	0	0	803	204	1,007
(NY) COVID-19 Response	10	2	33	1	0	0	2,356	327	0	0	0	0	0	0	2,399	330	2,729
(OH) COVID-19 Response	0	0	2	0	7	1	706	170	0	0	0	0	0	0	715	171	886
(OK) COVID-19 Response	0	0	0	0	0	0	257	103	0	0	0	0	0	0	257	103	360
(OR) COVID-19 Response	0	0	2	3	0	0	130	8	0	0	0	0	0	0	132	11	143
(PA) COVID-19 Response	23	0	0	0	22	2	518	103	0	0	0	0	0	0	563	105	668
(PR) COVID-19 Response	29	3	8	0	0	0	730	15	0	0	0	0	0	0	767	18	785
(RI) COVID-19 Response	5	3	75	2	16	4	401	114	0	0	0	0	0	0	497	123	620
(SC) COVID-19 Response	2	0	0	0	0	0	492	7	0	0	0	0	0	0	494	7	501
(SD) COVID-19 Response	0	0	1	0	0	0	31	25	0	0	0	0	0	0	32	25	57
(TN) COVID-19 Response	11	0	89	1	0	0	505	116	0	0	0	0	0	0	605	117	722
(TX) COVID-19 Response	0	0	10	0	29	3	2,331	428	0	0	0	0	0	0	2,370	431	2,801
(UT) COVID-19 Response	113	35	130	5	0	0	0	0	2	0	2	0	0	0	247	40	287
(VA) COVID-19 Response	0	0	26	10	7	2	363	53	3	0	1	0	0	0	400	65	465
(VI) COVID-19 Response	0	0	20	3	0	2	123	12	0	0	0	0	0	0	143	17	160
(VT) COVID-19 Response	0	0	0	0	15	4	99	18	0	0	0	0	0	0	114	22	136
(WA) COVID-19 Response	310	88	39	46	0	0	785	147	1	0	106	1	0	0	1,241	282	1,523
(WI) COVID-19 Response	0	0	108	15	37	3	977	190	14	0	0	0	0	0	1,136	208	1,344
(WV) COVID-19 Response	15	9	107	30	0	0	254	144	0	0	0	0	0	0	376	183	559
(WY) COVID-19 Response	0	0	7	4	0	0	0	0	0	0	0	9	0	0	7	13	20
TOTAL	914	207	3,256	740	302	50	28,440	5,382	35	0	117	22	14	0	33,064	6,401	39,465

Count:
54

Not Included 38,495

State	SAD		T-32 State		502 (f) (1)		502 (f) (2)		Title 5		Title 10		Cont.		Total		Totals by State Mission
	ARNG	ANG	ARNG	ANG	ARNG	ANG	ARNG	ANG	ARNG	ANG	ARNG	ANG	ARNG	ANG	ARNG	ANG	
(AK) COVID-19 Response	0	0	38	21	29	4	48	32	0	0	0	0	0	0	115	57	172
(AL) COVID-19 Response	0	0	27	6	0	0	444	55	0	0	0	0	0	0	471	61	532
(AR) COVID-19 Response	11	0	23	0	0	0	0	0	0	0	0	0	2	0	34	0	36
(AZ) COVID-19 Response	0	0	42	4	0	0	797	85	0	0	0	0	0	0	839	89	928
(CA) COVID-19 Response	80	13	103	125	0	0	1,301	483	0	0	0	0	0	0	1,484	621	2,105
(CO) COVID-19 Response	0	0	38	5	15	2	164	130	2	0	0	0	0	0	219	137	356
(CT) COVID-19 Response	30	0	120	6	0	0	287	97	0	0	0	0	0	0	437	103	540
(DC) COVID-19 Response	0	0	85	13	0	0	448	310	0	0	0	0	0	0	533	323	856
(DE) COVID-19 Response	0	0	0	0	23	0	144	33	0	0	3	5	0	0	170	38	208
(FL) COVID-19 Response	5	2	202	23	7	3	1,759	112	0	0	0	0	0	0	1,973	140	2,113
(GA) COVID-19 Response	0	0	468	7	0	0	2,198	266	0	0	3	0	4	0	2,669	273	2,946
(GU) COVID-19 Response	1	0	47	14	0	0	161	88	2	0	0	5	0	0	211	107	318
(HI) COVID-19 Response	0	0	106	15	0	0	861	267	0	0	0	0	0	0	967	282	1,249
(IA) COVID-19 Response	0	0	24	7	0	0	556	141	0	0	0	0	0	0	580	148	728
(ID) COVID-19 Response	0	0	3	3	0	0	0	0	2	0	0	0	0	0	5	3	8
(IL) COVID-19 Response	2	0	32	17	0	0	932	117	0	0	0	0	0	0	966	134	1,100
(IN) COVID-19 Response	0	0	66	12	0	0	1,068	50	1	0	0	0	5	0	1,135	62	1,202
(KS) COVID-19 Response	0	1	14	2	14	4	329	92	0	0	0	0	0	0	357	99	456
(KY) COVID-19 Response	0	0	35	4	13	3	185	29	0	0	0	0	0	0	233	36	269
(LA) COVID-19 Response	0	0	0	0	0	4	872	71	0	0	0	0	0	0	872	75	947
(MA) COVID-19 Response	64	7	351	6	0	0	1,217	27	0	0	0	0	0	0	1,632	40	1,672
(MD) COVID-19 Response	0	5	289	20	25	0	855	17	1	0	0	0	0	0	1,170	42	1,212
(ME) COVID-19 Response	0	0	21	0	11	0	28	21	0	0	0	1	0	0	60	22	82
(MI) COVID-19 Response	0	0	181	11	0	0	546	123	1	0	1	0	0	0	729	134	863
(MN) COVID-19 Response	72	36	71	49	0	0	0	0	0	0	0	0	3	0	143	85	231
(MO) COVID-19 Response	0	0	153	10	0	0	920	83	0	0	0	0	0	0	1,073	93	1,166
(MS) COVID-19 Response	1	0	42	0	0	5	294	115	0	0	0	0	0	0	337	120	457
(MT) COVID-19 Response	0	0	2	0	0	0	112	33	0	0	0	0	0	0	114	33	147
(NC) COVID-19 Response	4	0	0	0	0	0	323	36	1	0	0	0	0	0	328	36	364
(ND) COVID-19 Response	0	0	30	2	0	2	233	32	0	0	0	0	0	0	263	36	299
(NE) COVID-19 Response	1	1	13	13	16	4	222	62	0	0	0	0	0	0	252	80	332
(NH) COVID-19 Response	1	2	21	7	24	4	459	212	0	0	0	0	0	0	505	225	730
(NJ) COVID-19 Response	0	0	44	6	0	0	680	234	0	0	0	0	0	0	724	240	964
(NM) COVID-19 Response	8	1	81	19	0	0	375	177	0	0	0	0	0	0	464	197	661
(NV) COVID-19 Response	0	0	120	24	0	0	725	233	0	0	0	0	0	0	845	257	1,102
(NY) COVID-19 Response	10	2	34	1	0	0	2,365	328	0	0	0	0	0	0	2,409	331	2,740
(OH) COVID-19 Response	0	0	2	0	7	1	707	174	0	0	0	0	0	0	716	175	891
(OK) COVID-19 Response	0	0	0	0	0	0	257	103	0	0	0	0	0	0	257	103	360
(OR) COVID-19 Response	0	0	2	3	0	0	130	8	0	0	0	0	0	0	132	11	143
(PA) COVID-19 Response	31	0	0	0	22	2	505	103	0	0	0	0	0	0	558	105	663
(PR) COVID-19 Response	29	3	7	0	0	0	763	15	0	0	0	0	0	0	799	18	817
(RI) COVID-19 Response	6	4	75	2	16	0	401	122	0	0	0	0	0	0	498	128	626
(SC) COVID-19 Response	2	0	0	0	0	0	482	7	0	0	0	0	0	0	484	7	491
(SD) COVID-19 Response	0	0	1	0	0	0	31	25	0	0	0	0	0	0	32	25	57
(TN) COVID-19 Response	11	0	89	1	0	0	498	116	0	0	0	0	0	0	598	117	715
(TX) COVID-19 Response	0	0	11	3	28	3	2,551	267	0	0	0	0	0	0	2,590	273	2,863
(UT) COVID-19 Response	111	35	130	5	0	0	0	0	2	0	2	0	0	0	245	40	285
(VA) COVID-19 Response	0	0	26	10	7	2	364	53	3	0	1	0	0	0	401	65	466
(VI) COVID-19 Response	0	0	20	3	0	2	123	12	0	0	0	0	0	0	143	17	160

(VT) COVID-19 Response	0	0	0	0	15	4	98	18	0	0	0	0	0	0	113	22	135
(WA) COVID-19 Response	0	0	11	15	0	0	990	215	1	0	1	0	0	0	1,003	230	1,233
(WI) COVID-19 Response	0	0	111	16	39	3	979	199	15	0	1	0	0	0	1,145	218	1,363
(WV) COVID-19 Response	16	9	134	32	0	0	282	164	0	0	0	0	0	0	432	205	637
(WY) COVID-19 Response	0	0	7	4	0	0	0	0	0	0	0	9	0	0	7	13	20
TOTAL	496	121	3,552	546	311	52	31,069	5,792	31	0	12	20	14	0	35,471	6,531	42,002

State	SAD		T-32 State		502 (f) (1)		502 (f) (2)		Title 5		Title 10		Cont.		Total		Totals by State		Notes/Comments	AS OF #REF!
	ARNG	ANG	ARNG	ANG	ARNG	ANG	ARNG	ANG	ARNG	ANG	ARNG	ANG	ARNG	ANG	ARNG	ANG	Mission			
(AK) COVID-19 Response																	#REF!	#REF!	#REF!	
(AL) COVID-19 Response																	#REF!	#REF!	#REF!	
(AR) COVID-19 Response																	#REF!	#REF!	#REF!	
(AZ) COVID-19 Response																	#REF!	#REF!	#REF!	
(CA) COVID-19 Response																	#REF!	#REF!	#REF!	
(CO) COVID-19 Response																	#REF!	#REF!	#REF!	
(CT) COVID-19 Response																	#REF!	#REF!	#REF!	
(DC) COVID-19 Response																	#REF!	#REF!	#REF!	
(DE) COVID-19 Response																	#REF!	#REF!	#REF!	
(FL) COVID-19 Response																	#REF!	#REF!	#REF!	
(GA) COVID-19 Response																	#REF!	#REF!	#REF!	
(GU) COVID-19 Response																	#REF!	#REF!	#REF!	
(HI) COVID-19 Response																	#REF!	#REF!	#REF!	
(IA) COVID-19 Response																	#REF!	#REF!	#REF!	
(ID) COVID-19 Response																	#REF!	#REF!	#REF!	
(IL) COVID-19 Response																	#REF!	#REF!	#REF!	
(IN) COVID-19 Response																	#REF!	#REF!	#REF!	
(KS) COVID-19 Response																	#REF!	#REF!	#REF!	
(KY) COVID-19 Response																	#REF!	#REF!	#REF!	
(LA) COVID-19 Response																	#REF!	#REF!	#REF!	
(MA) COVID-19 Response																	#REF!	#REF!	#REF!	
(MD) COVID-19 Response																	#REF!	#REF!	#REF!	
(ME) COVID-19 Response																	#REF!	#REF!	#REF!	
(MI) COVID-19 Response																	#REF!	#REF!	#REF!	
(MN) COVID-19 Response																	#REF!	#REF!	#REF!	
(MO) COVID-19 Response																	#REF!	#REF!	#REF!	
(MS) COVID-19 Response																	#REF!	#REF!	#REF!	
(MT) COVID-19 Response																	#REF!	#REF!	#REF!	
(NC) COVID-19 Response																	#REF!	#REF!	#REF!	
(ND) COVID-19 Response																	#REF!	#REF!	#REF!	
(NE) COVID-19 Response																	#REF!	#REF!	#REF!	
(NH) COVID-19 Response																	#REF!	#REF!	#REF!	
(NJ) COVID-19 Response																	#REF!	#REF!	#REF!	
(NM) COVID-19 Response																	#REF!	#REF!	#REF!	
(NV) COVID-19 Response																	#REF!	#REF!	#REF!	
(NY) COVID-19 Response																	#REF!	#REF!	#REF!	
(OH) COVID-19 Response																	#REF!	#REF!	#REF!	
(OK) COVID-19 Response																	#REF!	#REF!	#REF!	
(OR) COVID-19 Response																	#REF!	#REF!	#REF!	
(PA) COVID-19 Response																	#REF!	#REF!	#REF!	
(PR) COVID-19 Response																	#REF!	#REF!	#REF!	
(RI) COVID-19 Response																	#REF!	#REF!	#REF!	
(SC) COVID-19 Response																	#REF!	#REF!	#REF!	
(SD) COVID-19 Response																	#REF!	#REF!	#REF!	
(TN) COVID-19 Response																	#REF!	#REF!	#REF!	
(TX) COVID-19 Response																	#REF!	#REF!	#REF!	
(UT) COVID-19 Response																	#REF!	#REF!	#REF!	
(VA) COVID-19 Response																	#REF!	#REF!	#REF!	
(VI) COVID-19 Response																	#REF!	#REF!	#REF!	
(VT) COVID-19 Response																	#REF!	#REF!	#REF!	
(WA) COVID-19 Response																	#REF!	#REF!	#REF!	
(WI) COVID-19 Response																	#REF!	#REF!	#REF!	
(WV) COVID-19 Response																	#REF!	#REF!	#REF!	
(WY) COVID-19 Response																	#REF!	#REF!	#REF!	
TOTAL	#REF!	#REF!	#REF!	#REF!	#REF!	#REF!	#REF!	#REF!	#REF!	#REF!	#REF!	#REF!	#REF!	#REF!	#REF!	#REF!	#REF!	#REF!	#REF!	
Count:																				
54																				
																	Not Included			#REF!

DO THIS BEFORE FOLLOWING THE INSTRUCTIONS BELOW

1. Unprotect both "COVID-19 (Yesterday)" and "COVID-19" sheets by going to the top of each sheet, click the "Review" tab and then click "Unprotect Sheet".
2. From sheet "COVID-19", copy cells B3-O56. Then on sheet "COVID-19 (Yesterday)", Right Click and paste "values (V)" into cells B3-O56.
3. Following the above before executing the below instructions will ensure changes in numbers will be shown in BLUE.

INSTRUCTIONS FOR IMPORTING PERSTAT

These steps will transfer all the PERSTAT data into the InfoPush Prep "COVID19" sheet. It is recommended to make a **backup copy** of the InfoPushPrep before starting.

1. To begin, open both the InfoPush Prep and the current JPERSTAT
2. Move a copy of PERSTAT_Data_Tool to the PERSTAT with these steps:
Right click sheet tab "PERSTAT_Data_Tool"
Select "Move or Copy"
Check box "Create a Copy" - DO NOT MISS THIS STEP
Select the new PERSTAT from drop down list
Ensure "Summary" is highlighted and "Create a copy" is checked
Click OK

Your tool has now been created as a new sheet in the PERSTAT with all formulas intact!

3. At the top of the new sheet, click the "Review" tab and then click "Unprotect Sheet".

4. Looking at the new sheet on the PERSTAT titled "PERSTAT_Data_Tool" fold down Control and press F on your keyboard to open Find and Replace.
Click the "Replace" tab at the top of the popup window.
Enter an = sign in the "Find What" field and enter another = sign in the "Replace with" field. (Within field should read "Sheet" by default).
Then click "Replace All"

5. You should see all the REF's replaced with digits and you'll get a message saying you've made 993 replacements.
Click OK, then Close on the Find and Replace window.

6. Select and then copy this entire sheet by clicking the little arrow next to the A column, or hit Control+A, and then hit Control+C (or right click and Copy).

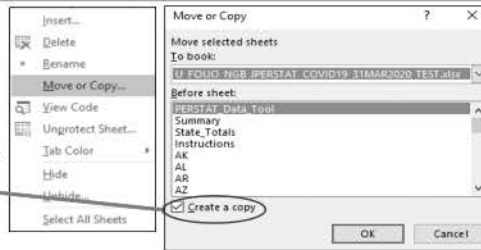
7. On the InfoPush Prep, go to the "PERSTAT_Data_Current" sheet. (Ensure you're looking at the CURRENT sheet!)

8. Select all with the same method. Then, right click and move your cursor next to "Paste Special" on the right side arrow. On the popup menu select "Values & Number Formatting (A)"

Congratulations! The COVID-19 sheet will now display the PERSTAT data.

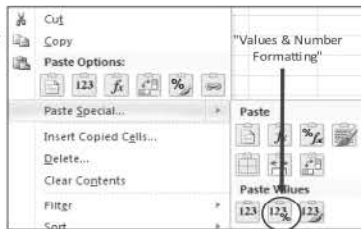
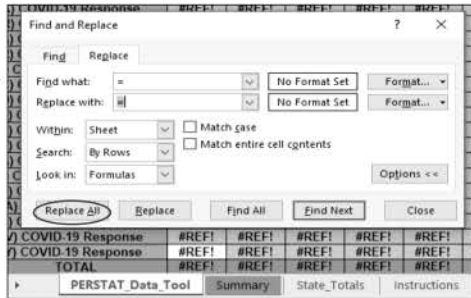
NOTES: These sheets are formula based, please do not attempt to edit these formulas. If you think a formula has been compromised, it is best to restore a backup copy of the InfoPush Prep.

- If you get a message when opening this document to "Update links", select "Don't update."
- If a mistake is made during this process, such as not checking "Make a Copy", this could permanently delete the Data Tool, you should restore a back up copy of the



For questions about the PERSTAT Data Tool, contact the developer:

Cap: (b)(6)
NGB J33 Operations Analysis
(b)(6)



DOMOPS	ARNG	ANG	Total
SITREPs and Steady State	62,691	10,492	73,183
HD/HS			
CD, ACA, GMD, NCR-IADS, EADS/WADS, Cyber, NORTHCOM	2,416	3,097	5,513
OCONUS CCMD			
Mobilized, RPA/DCGS, Space, Intel, MAF → TACC, Mob/DeMob, Other	22,205	6,114	28,319
Totals	87,312	19,703	107,015
Exercise	0	1	1
State Partnership Program/Security Assistance/Security Cooperation	0	0	0
Total NG Engagement	87,312	19,704	107,016

Info Push Prep - As of: 06/02/2020 INFOPUSH													Daily Mission Numbers - UNCLASSIFIED//FOUO	
State	SAD		T-32 State		502 (f) (1)		502 (f) (2)		Title 5		Title 10		Totals by State	
	ARNG	ANG	ARNG	ANG	ARNG	ANG	ARNG	ANG	ARNG	ANG	ARNG	ANG	Mission	
(AZ) Southwest Border							544	77					621	
(CA) Southwest Border							111	25					136	
(NM) Southwest Border							16	3					19	
(TX) Southwest Border							1,589	67					1,656	
(Multi) COVID-19 Response	914	207	3,256	740	302	50	28,440	5,382	35	0	117	22	39,479	
(Multi) Civil Disturbance	18,938	2,660	3,613	568	605	292	2,279	37	1	0	2	0	28,995	
Open SITREP Totals (ARNG/ANG)	19,852	2,867	6,869	1,308	907	342	32,979	5,591	36	0	119	22	70,906	
Totals (All)	22,719		8,177		1,249		38,570		36		141			
DOMOPS Steady State														
(AR) JOC Support			4										4	
(CA) Key Asset Protection	37												37	
(CA) Wildfire Response (JTF Rattlesnake)	218	4											222	
(NC) Cyber Support	8												8	
(NY) Cyber Security Support	6												6	
(NY) Citizen Preparedness Corp (CPC)	4	4											8	
(NY) Key Asset Protection (Empire Shield)	588	122											710	
(WV) CD/AV Support to Law Enforcement	3	4											7	
(WV) Flood Support	21												21	
57 Civil Support Teams			1,026	228									1,254	
Steady State Operations Totals (ARNG/ANG)	885	134	1030	228	0	0	0	0	0	0	0	0	2,277	
	ARNG	ANG	Total										Steady State Total	
DOMOPS Totals	62,691	10,492	73,183										DOMOPS Total	
													73,183	
Homeland Defense / Homeland Security														
Aerospace Control Alert (T-32)				1016								267	1,283	
Counter Drug (T-32)							1,266	417					1,683	
Cyber (T32 & T-10) (NORTHCOM)	41	7		155							191	105	499	
EADS/WADS (C2)				1027								64	1,091	
Ground Based Midcourse Defense (T-10) (GMD)											284		284	
NCR-IADS (ARNG/ANG T-10) (NORTHCOM)											268	39	307	
Other NORTHCOM (T-10)											366		366	
HD/HS Totals	2,416	3,097	5,513	2,198	0	0	1,266	417	0	0	1,109	475	5,513	
OCONUS CCMD SUPPORT														
DCGS				540									549	
Intel			93	207									141	
MAF/TACC (T-32 & 10)												737	737	
Mob/DeMob (T-10)											2,472		2,472	
OCONUS Mobilized (T-10) COP Manager updates weekly											19,640	2,336	21,976	
RPA				816								782	1,598	
Space (T-10)												0	0	
Other												6	6	
OCONUS CCMD SUPPORT Totals	ARNG	ANG	Total	1563	0	0	0	0	0	0	22,112	3,778	28,319	
	22,205	6,114	28,319								T-10	23,221	3,097	
													6,875	
													NORTHCOM	

State	SAD		T-32 State		502 (f) (1)		502 (f) (2)		Title 5		Title 10		Cont.		Total		Totals by State
	ARNG	ANG	ARNG	ANG	ARNG	ANG	ARNG	ANG	ARNG	ANG	ARNG	ANG	ARNG	ANG	ARNG	ANG	Mission
(AK) Civil Disturbance	0	0	0	0	0	0	0	0	0	0	0	0	0	0	0	0	0
(AL) Civil Disturbance	0	0	0	0	0	0	0	0	0	0	0	0	0	0	0	0	0
(AR) Civil Disturbance	64	34	0	0	0	0	0	0	0	0	0	0	0	0	64	34	98
(AZ) Civil Disturbance	0	0	0	0	0	0	0	0	0	0	0	0	0	0	0	0	0
(CA) Civil Disturbance	6,260	783	437	142	0	0	0	0	0	0	0	0	0	0	6,697	925	7,622
(CO) Civil Disturbance	99	0	0	0	0	0	0	0	0	0	0	0	0	0	99	0	99
(CT) Civil Disturbance	0	0	0	0	0	0	0	0	0	0	0	0	0	0	0	0	0
(DC) Civil Disturbance	0	0	159	156	603	292	0	0	0	0	1	0	0	0	763	448	1,211
(DE) Civil Disturbance	0	0	0	0	0	0	0	0	0	0	0	0	0	0	0	0	0
(FL) Civil Disturbance	0	0	0	0	0	0	0	0	0	0	0	0	0	0	0	0	0
(GA) Civil Disturbance	124	22	149	0	0	0	1,130	28	0	0	0	0	0	0	1,403	50	1,453
(GU) Civil Disturbance	0	0	0	0	0	0	0	0	0	0	0	0	0	0	0	0	0
(HI) Civil Disturbance	0	0	0	0	0	0	0	0	0	0	0	0	0	0	0	0	0
(IA) Civil Disturbance	70	0	0	0	0	0	0	0	0	0	0	0	0	0	70	0	70
(ID) Civil Disturbance	0	0	0	0	0	0	0	0	0	0	0	0	0	0	0	0	0
(IL) Civil Disturbance	351	0	23	0	0	0	0	0	0	0	0	0	0	0	374	0	374
(IN) Civil Disturbance	172	8	13	16	0	0	0	0	0	0	0	0	0	0	185	24	209
(KS) Civil Disturbance	0	0	0	0	0	0	0	0	0	0	0	0	0	0	0	0	0
(KY) Civil Disturbance	390	39	73	26	0	0	0	0	0	0	0	0	0	0	463	65	528
(LA) Civil Disturbance	0	0	0	0	0	0	0	0	0	0	0	0	0	0	0	0	0
(MA) Civil Disturbance	522	0	3	0	0	0	3	0	0	0	0	0	0	0	528	0	528
(MD) Civil Disturbance	0	0	24	0	0	0	193	0	0	0	0	0	0	0	217	0	217
(ME) Civil Disturbance	0	0	0	0	0	0	0	0	0	0	0	0	0	0	0	0	0
(MI) Civil Disturbance	339	0	137	0	0	0	44	0	0	0	0	0	0	0	520	0	520
(MN) Civil Disturbance	3,524	1,466	1,841	139	0	0	0	0	0	0	0	0	0	0	5,365	1,605	6,970
(MO) Civil Disturbance	0	0	331	0	0	0	0	0	0	0	0	0	0	0	331	0	331
(MS) Civil Disturbance	0	0	0	0	0	0	0	0	0	0	0	0	0	0	0	0	0
(MT) Civil Disturbance	0	0	0	0	0	0	0	0	0	0	0	0	0	0	0	0	0
(NC) Civil Disturbance	484	0	26	0	0	0	0	0	0	0	0	0	0	0	510	0	510
(ND) Civil Disturbance	0	0	0	0	0	0	0	0	0	0	0	0	0	0	0	0	0
(NE) Civil Disturbance	453	27	45	1	1	4	0	0	0	0	0	0	0	0	503	28	531
(NH) Civil Disturbance	0	0	0	0	0	0	0	0	0	0	0	0	0	0	0	0	0
(NJ) Civil Disturbance	0	0	0	0	0	0	0	0	0	0	0	0	0	0	0	0	0
(NM) Civil Disturbance	0	0	0	0	0	0	0	0	0	0	0	0	0	0	0	0	0
(NV) Civil Disturbance	60	0	5	0	0	0	0	0	0	0	0	0	0	0	65	0	65
(NY) Civil Disturbance	0	0	0	0	0	0	0	0	0	0	0	0	0	0	0	0	0
(OH) Civil Disturbance	1,182	107	6	7	0	0	0	0	0	0	0	0	0	0	1,188	114	1,302
(OK) Civil Disturbance	0	0	0	0	0	0	0	0	0	0	0	0	0	0	0	0	0
(OR) Civil Disturbance	0	0	0	0	0	0	0	0	0	0	0	0	0	0	0	0	0
(PA) Civil Disturbance	1,335	18	0	0	0	0	0	0	0	0	0	0	0	0	1,335	18	1,353
(PR) Civil Disturbance	0	0	0	0	0	0	0	0	0	0	0	0	0	0	0	0	0
(RI) Civil Disturbance	0	0	0	0	0	0	0	0	0	0	0	0	0	0	0	0	0
(SC) Civil Disturbance	398	0	0	0	0	0	0	0	0	0	0	0	0	0	398	0	398
(SD) Civil Disturbance	145	11	5	18	0	0	0	0	0	0	0	0	0	0	150	29	179
(TN) Civil Disturbance	409	40	23	37	0	0	0	0	0	0	0	0	0	0	432	77	509
(TX) Civil Disturbance	719	84	44	19	0	0	419	9	0	0	0	0	0	0	1,182	112	1,294
(UT) Civil Disturbance	134	20	80	6	0	0	0	0	1	0	0	0	0	0	215	26	241
(VA) Civil Disturbance	638	0	116	0	0	0	0	0	0	1	0	0	0	0	755	0	755
(VI) Civil Disturbance	0	0	0	0	0	0	0	0	0	0	0	0	0	0	0	0	0
(VT) Civil Disturbance	0	0	0	0	0	0	0	0	0	0	0	0	0	0	0	0	0
(WA) Civil Disturbance	0	0	0	0	0	0	486	0	0	0	0	0	0	0	486	0	486
(WI) Civil Disturbance	1,066	1	73	1	1	0	0	0	0	0	0	0	0	0	1,140	2	1,142
(WV) Civil Disturbance	0	0	0	0	0	0	0	0	0	0	0	0	0	0	0	0	0
(WY) Civil Disturbance	0	0	0	0	0	0	0	0	0	0	0	0	0	0	0	0	0
TOTAL	18,938	2,660	3,613	568	605	292	2,279	37	1	0	2	0	0	0	25,438	3,557	28,995
Count:														Not Included			28,995

State	SAD		T-32 State		502 (f) (1)		502 (f) (2)		Title 5		Title 10		Cont.		Total		Totals by State
	ARNG	ANG	ARNG	ANG	ARNG	ANG	ARNG	ANG	ARNG	ANG	ARNG	ANG	ARNG	ANG	ARNG	ANG	Mission
(AK) COVID-19 Response	0	0	38	21	28	4	48	31	4	0	0	0	0	0	118	56	174
(AL) COVID-19 Response	0	0	27	6	0	0	441	55	0	0	0	0	0	0	468	61	529
(AR) COVID-19 Response	11	0	23	0	0	0	0	0	0	0	0	2	0	34	0	34	
(AZ) COVID-19 Response	0	0	42	4	0	0	753	75	0	0	0	0	0	795	79	874	
(CA) COVID-19 Response	54	12	94	51	0	0	1,013	371	0	0	0	0	0	1,161	434	1,595	
(CO) COVID-19 Response	0	0	38	5	15	1	164	130	2	0	0	0	0	219	136	355	
(CT) COVID-19 Response	31	0	113	85	0	0	287	96	0	0	0	0	0	431	181	612	
(DC) COVID-19 Response	0	0	159	156	0	0	603	292	0	0	1	0	0	763	448	1,211	
(DE) COVID-19 Response	0	0	0	0	24	0	144	33	0	0	3	5	0	171	38	209	
(FL) COVID-19 Response	5	2	208	24	15	3	1,733	113	0	0	0	0	0	1,961	142	2,103	
(GA) COVID-19 Response	0	0	323	7	0	0	929	167	0	0	3	0	4	1,255	174	1,429	
(GU) COVID-19 Response	1	0	47	14	0	0	161	88	2	0	0	5	0	211	107	318	
(HI) COVID-19 Response	0	0	93	10	0	0	519	191	0	0	0	0	0	612	201	813	
(IA) COVID-19 Response	0	0	26	7	0	0	498	125	0	0	0	0	0	524	132	656	
(ID) COVID-19 Response	0	0	3	3	0	0	0	0	2	0	0	0	0	5	3	8	
(IL) COVID-19 Response	2	0	32	17	0	0	932	117	0	0	0	0	0	966	134	1,100	
(IN) COVID-19 Response	0	0	69	12	0	0	1,018	50	1	0	1	5	0	1,088	63	1,151	
(KS) COVID-19 Response	0	2	14	2	0	0	348	67	0	0	0	0	0	362	71	433	
(KY) COVID-19 Response	0	0	34	4	11	2	145	30	0	0	0	0	0	190	36	226	
(LA) COVID-19 Response	0	0	0	0	0	4	835	67	0	0	0	0	0	835	71	906	
(MA) COVID-19 Response	61	7	350	15	0	0	1,333	12	0	0	0	0	0	1,744	34	1,778	
(MD) COVID-19 Response	0	5	290	20	25	0	833	40	1	0	0	0	0	1,149	65	1,214	
(ME) COVID-19 Response	0	0	22	0	11	0	28	21	1	0	1	0	0	62	22	84	
(MI) COVID-19 Response	146	0	28	11	0	0	532	123	1	0	1	0	0	708	134	842	
(MN) COVID-19 Response	71	35	50	68	0	0	0	0	0	0	0	3	0	121	103	224	
(MO) COVID-19 Response	0	0	149	10	0	0	838	88	0	0	0	0	0	987	98	1,085	
(MS) COVID-19 Response	1	0	42	0	0	5	294	115	0	0	0	0	0	337	120	457	
(MT) COVID-19 Response	0	0	2	0	0	0	112	33	0	0	0	0	0	114	33	147	
(NC) COVID-19 Response	4	0	0	0	0	0	322	22	1	0	0	0	0	327	22	349	
(ND) COVID-19 Response	0	0	30	2	0	2	230	33	0	0	0	0	0	260	37	297	
(NE) COVID-19 Response	1	1	13	13	16	4	221	58	0	0	0	0	0	251	76	327	
(NH) COVID-19 Response	1	2	21	7	24	4	459	212	0	0	0	0	0	505	225	730	
(NJ) COVID-19 Response	0	0	40	6	0	0	577	235	0	0	0	0	0	617	241	858	
(NM) COVID-19 Response	7	1	61	19	0	0	347	129	0	0	0	0	0	415	149	564	
(NV) COVID-19 Response	0	0	118	21	0	0	685	183	0	0	0	0	0	803	204	1,007	
(NY) COVID-19 Response	10	2	33	1	0	0	2,356	327	0	0	0	0	0	2,399	330	2,729	
(OH) COVID-19 Response	0	0	2	0	7	1	706	170	0	0	0	0	0	715	171	886	
(OK) COVID-19 Response	0	0	0	0	0	0	257	103	0	0	0	0	0	257	103	360	
(OR) COVID-19 Response	0	0	2	3	0	0	130	8	0	0	0	0	0	132	11	143	
(PA) COVID-19 Response	23	0	0	0	22	2	518	103	0	0	0	0	0	563	105	668	
(PR) COVID-19 Response	29	3	8	0	0	0	730	15	0	0	0	0	0	767	18	785	
(RI) COVID-19 Response	5	3	75	2	16	4	401	114	0	0	0	0	0	497	123	620	
(SC) COVID-19 Response	2	0	0	0	0	0	492	7	0	0	0	0	0	494	7	501	
(SD) COVID-19 Response	0	0	1	0	0	0	31	25	0	0	0	0	0	32	25	57	
(TN) COVID-19 Response	11	0	89	1	0	0	505	116	0	0	0	0	0	605	117	722	
(TX) COVID-19 Response	0	0	10	0	29	3	2,331	428	0	0	0	0	0	2,370	431	2,801	
(UT) COVID-19 Response	113	35	130	5	0	0	0	0	2	0	2	0	0	247	40	287	
(VA) COVID-19 Response	0	0	26	10	7	2	363	53	3	0	1	0	0	400	65	465	
(VI) COVID-19 Response	0	0	20	3	0	2	123	12	0	0	0	0	0	143	17	160	
(VT) COVID-19 Response	0	0	0	0	15	4	99	18	0	0	0	0	0	114	22	136	
(WA) COVID-19 Response	310	88	39	46	0	0	785	147	1	0	106	1	0	1,241	282	1,523	
(WI) COVID-19 Response	0	0	108	15	37	3	977	190	14	0	0	0	0	1,136	208	1,344	
(WV) COVID-19 Response	15	9	107	30	0	0	254	144	0	0	0	0	0	376	183	559	
(WY) COVID-19 Response	0	0	7	4	0	0	0	0	0	0	9	0	0	7	13	20	
TOTAL	914	207	3,256	740	302	50	28,440	5,382	35	0	117	22	14	33,064	6,401	39,465	

Count:
54

Not Included 38,495

State	SAD		T-32 State		502 (f) (1)		502 (f) (2)		Title 5		Title 10		Cont.		Total		Totals by State Mission
	ARNG	ANG	ARNG	ANG	ARNG	ANG	ARNG	ANG	ARNG	ANG	ARNG	ANG	ARNG	ANG	ARNG	ANG	
(AK) COVID-19 Response	0	0	38	21	29	4	48	32	0	0	0	0	0	0	115	57	172
(AL) COVID-19 Response	0	0	27	6	0	0	444	55	0	0	0	0	0	0	471	61	532
(AR) COVID-19 Response	11	0	23	0	0	0	0	0	0	0	0	0	2	0	34	0	36
(AZ) COVID-19 Response	0	0	42	4	0	0	797	85	0	0	0	0	0	0	839	89	928
(CA) COVID-19 Response	80	13	103	125	0	0	1,301	483	0	0	0	0	0	0	1,484	621	2,105
(CO) COVID-19 Response	0	0	38	5	15	2	164	130	2	0	0	0	0	0	219	137	356
(CT) COVID-19 Response	30	0	120	6	0	0	287	97	0	0	0	0	0	0	437	103	540
(DC) COVID-19 Response	0	0	85	13	0	0	448	310	0	0	0	0	0	0	533	323	856
(DE) COVID-19 Response	0	0	0	0	23	0	144	33	0	0	3	5	0	0	170	38	208
(FL) COVID-19 Response	5	2	202	23	7	3	1,759	112	0	0	0	0	0	0	1,973	140	2,113
(GA) COVID-19 Response	0	0	468	7	0	0	2,198	266	0	0	3	0	4	0	2,669	273	2,946
(GU) COVID-19 Response	1	0	47	14	0	0	161	88	2	0	0	5	0	0	211	107	318
(HI) COVID-19 Response	0	0	106	15	0	0	861	267	0	0	0	0	0	0	967	282	1,249
(IA) COVID-19 Response	0	0	24	7	0	0	556	141	0	0	0	0	0	0	580	148	728
(ID) COVID-19 Response	0	0	3	3	0	0	0	0	2	0	0	0	0	0	5	3	8
(IL) COVID-19 Response	2	0	32	17	0	0	932	117	0	0	0	0	0	0	966	134	1,100
(IN) COVID-19 Response	0	0	66	12	0	0	1,068	50	1	0	0	0	5	0	1,135	62	1,202
(KS) COVID-19 Response	0	1	14	2	14	4	329	92	0	0	0	0	0	0	357	99	456
(KY) COVID-19 Response	0	0	35	4	13	3	185	29	0	0	0	0	0	0	233	36	269
(LA) COVID-19 Response	0	0	0	0	0	4	872	71	0	0	0	0	0	0	872	75	947
(MA) COVID-19 Response	64	7	351	6	0	0	1,217	27	0	0	0	0	0	0	1,632	40	1,672
(MD) COVID-19 Response	0	5	289	20	25	0	855	17	1	0	0	0	0	0	1,170	42	1,212
(ME) COVID-19 Response	0	0	21	0	11	0	28	21	0	0	0	1	0	0	60	22	82
(MI) COVID-19 Response	0	0	181	11	0	0	546	123	1	0	1	0	0	0	729	134	863
(MN) COVID-19 Response	72	36	71	49	0	0	0	0	0	0	0	0	3	0	143	85	231
(MO) COVID-19 Response	0	0	153	10	0	0	920	83	0	0	0	0	0	0	1,073	93	1,166
(MS) COVID-19 Response	1	0	42	0	0	5	294	115	0	0	0	0	0	0	337	120	457
(MT) COVID-19 Response	0	0	2	0	0	0	112	33	0	0	0	0	0	0	114	33	147
(NC) COVID-19 Response	4	0	0	0	0	0	323	36	1	0	0	0	0	0	328	36	364
(ND) COVID-19 Response	0	0	30	2	0	2	233	32	0	0	0	0	0	0	263	36	299
(NE) COVID-19 Response	1	1	13	13	16	4	222	62	0	0	0	0	0	0	252	80	332
(NH) COVID-19 Response	1	2	21	7	24	4	459	212	0	0	0	0	0	0	505	225	730
(NJ) COVID-19 Response	0	0	44	6	0	0	680	234	0	0	0	0	0	0	724	240	964
(NM) COVID-19 Response	8	1	81	19	0	0	375	177	0	0	0	0	0	0	464	197	661
(NV) COVID-19 Response	0	0	120	24	0	0	725	233	0	0	0	0	0	0	845	257	1,102
(NY) COVID-19 Response	10	2	34	1	0	0	2,365	328	0	0	0	0	0	0	2,409	331	2,740
(OH) COVID-19 Response	0	0	2	0	7	1	707	174	0	0	0	0	0	0	716	175	891
(OK) COVID-19 Response	0	0	0	0	0	0	257	103	0	0	0	0	0	0	257	103	360
(OR) COVID-19 Response	0	0	2	3	0	0	130	8	0	0	0	0	0	0	132	11	143
(PA) COVID-19 Response	31	0	0	0	22	2	505	103	0	0	0	0	0	0	558	105	663
(PR) COVID-19 Response	29	3	7	0	0	0	763	15	0	0	0	0	0	0	799	18	817
(RI) COVID-19 Response	6	4	75	2	16	0	401	122	0	0	0	0	0	0	498	128	626
(SC) COVID-19 Response	2	0	0	0	0	0	482	7	0	0	0	0	0	0	484	7	491
(SD) COVID-19 Response	0	0	1	0	0	0	31	25	0	0	0	0	0	0	32	25	57
(TN) COVID-19 Response	11	0	89	1	0	0	498	116	0	0	0	0	0	0	598	117	715
(TX) COVID-19 Response	0	0	11	3	28	3	2,551	267	0	0	0	0	0	0	2,590	273	2,863
(UT) COVID-19 Response	111	35	130	5	0	0	0	0	2	0	2	0	0	0	245	40	285
(VA) COVID-19 Response	0	0	26	10	7	2	364	53	3	0	1	0	0	0	401	65	466
(VI) COVID-19 Response	0	0	20	3	0	2	123	12	0	0	0	0	0	0	143	17	160

(VT) COVID-19 Response	0	0	0	0	15	4	98	18	0	0	0	0	0	0	113	22	135
(WA) COVID-19 Response	0	0	11	15	0	0	990	215	1	0	1	0	0	0	1,003	230	1,233
(WI) COVID-19 Response	0	0	111	16	39	3	979	199	15	0	1	0	0	0	1,145	218	1,363
(WV) COVID-19 Response	16	9	134	32	0	0	282	164	0	0	0	0	0	0	432	205	637
(WY) COVID-19 Response	0	0	7	4	0	0	0	0	0	0	0	9	0	0	7	13	20
TOTAL	496	121	3,552	546	311	52	31,069	5,792	31	0	12	20	14	0	35,471	6,531	42,002

State	SAD		T-32 State		502 (f) (1)		502 (f) (2)		Title 5		Title 10		Cont.		Total		Totals by State		Notes/Comments	AS OF #REF!
	ARNG	ANG	ARNG	ANG	ARNG	ANG	ARNG	ANG	ARNG	ANG	ARNG	ANG	ARNG	ANG	ARNG	ANG	Mission			
(AK) COVID-19 Response																#REF!	#REF!	#REF!		
(AL) COVID-19 Response																#REF!	#REF!	#REF!		
(AR) COVID-19 Response																#REF!	#REF!	#REF!		
(AZ) COVID-19 Response																#REF!	#REF!	#REF!		
(CA) COVID-19 Response																#REF!	#REF!	#REF!		
(CO) COVID-19 Response																#REF!	#REF!	#REF!		
(CT) COVID-19 Response																#REF!	#REF!	#REF!		
(DC) COVID-19 Response																#REF!	#REF!	#REF!		
(DE) COVID-19 Response																#REF!	#REF!	#REF!		
(FL) COVID-19 Response																#REF!	#REF!	#REF!		
(GA) COVID-19 Response																#REF!	#REF!	#REF!		
(GU) COVID-19 Response																#REF!	#REF!	#REF!		
(HI) COVID-19 Response																#REF!	#REF!	#REF!		
(IA) COVID-19 Response																#REF!	#REF!	#REF!		
(ID) COVID-19 Response																#REF!	#REF!	#REF!		
(IL) COVID-19 Response																#REF!	#REF!	#REF!		
(IN) COVID-19 Response																#REF!	#REF!	#REF!		
(KS) COVID-19 Response																#REF!	#REF!	#REF!		
(KY) COVID-19 Response																#REF!	#REF!	#REF!		
(LA) COVID-19 Response																#REF!	#REF!	#REF!		
(MA) COVID-19 Response																#REF!	#REF!	#REF!		
(MD) COVID-19 Response																#REF!	#REF!	#REF!		
(ME) COVID-19 Response																#REF!	#REF!	#REF!		
(MI) COVID-19 Response																#REF!	#REF!	#REF!		
(MN) COVID-19 Response																#REF!	#REF!	#REF!		
(MO) COVID-19 Response																#REF!	#REF!	#REF!		
(MS) COVID-19 Response																#REF!	#REF!	#REF!		
(MT) COVID-19 Response																#REF!	#REF!	#REF!		
(NC) COVID-19 Response																#REF!	#REF!	#REF!		
(ND) COVID-19 Response																#REF!	#REF!	#REF!		
(NE) COVID-19 Response																#REF!	#REF!	#REF!		
(NH) COVID-19 Response																#REF!	#REF!	#REF!		
(NJ) COVID-19 Response																#REF!	#REF!	#REF!		
(NM) COVID-19 Response																#REF!	#REF!	#REF!		
(NV) COVID-19 Response																#REF!	#REF!	#REF!		
(NY) COVID-19 Response																#REF!	#REF!	#REF!		
(OH) COVID-19 Response																#REF!	#REF!	#REF!		
(OK) COVID-19 Response																#REF!	#REF!	#REF!		
(OR) COVID-19 Response																#REF!	#REF!	#REF!		
(PA) COVID-19 Response																#REF!	#REF!	#REF!		
(PR) COVID-19 Response																#REF!	#REF!	#REF!		
(RI) COVID-19 Response																#REF!	#REF!	#REF!		
(SC) COVID-19 Response																#REF!	#REF!	#REF!		
(SD) COVID-19 Response																#REF!	#REF!	#REF!		
(TN) COVID-19 Response																#REF!	#REF!	#REF!		
(TX) COVID-19 Response																#REF!	#REF!	#REF!		
(UT) COVID-19 Response																#REF!	#REF!	#REF!		
(VA) COVID-19 Response																#REF!	#REF!	#REF!		
(VI) COVID-19 Response																#REF!	#REF!	#REF!		
(VT) COVID-19 Response																#REF!	#REF!	#REF!		
(WA) COVID-19 Response																#REF!	#REF!	#REF!		
(WI) COVID-19 Response																#REF!	#REF!	#REF!		
(WV) COVID-19 Response																#REF!	#REF!	#REF!		
(WY) COVID-19 Response																#REF!	#REF!	#REF!		
TOTAL	#REF!	#REF!	#REF!	#REF!	#REF!	#REF!	#REF!	#REF!	#REF!	#REF!	#REF!	#REF!	#REF!	#REF!	#REF!	#REF!	#REF!	#REF!		
Count:																				
54																				
																Not Included	#REF!			

DO THIS BEFORE FOLLOWING THE INSTRUCTIONS BELOW

1. Unprotect both "COVID-19 (Yesterday)" and "COVID-19" sheets by going to the top of each sheet, click the "Review" tab and then click "Unprotect Sheet".
2. From sheet "COVID-19", copy cells B3-O56. Then on sheet "COVID-19 (Yesterday)", Right Click and paste "values (V)" into cells B3-O56.
3. Following the above before executing the below instructions will ensure changes in numbers will be shown in BLUE.

INSTRUCTIONS FOR IMPORTING PERSTAT

These steps will transfer all the PERSTAT data into the InfoPush Prep "COVID19" sheet. It is recommended to make a **backup copy** of the InfoPushPrep before starting.

1. To begin, open both the InfoPush Prep and the current JPERSTAT
2. Move a copy of PERSTAT_Data_Tool to the PERSTAT with these steps:
Right click sheet tab "PERSTAT_Data_Tool"
Select "Move or Copy",
Check box "Create a Copy" - DO NOT MISS THIS STEP
Select the new PERSTAT from drop down list,
Ensure "Summary" is highlighted and "Create a copy" is checked
Click OK

Your tool has now been created as a new sheet in the PERSTAT with all formulas intact!

3. At the top of the new sheet, click the "Review" tab and then click "Unprotect Sheet".

4. Looking at the new sheet on the PERSTAT titled "PERSTAT_Data_Tool", fold down Control and press F on your keyboard to open Find and Replace.
Click the "Replace" tab at the top of the popup window.
Enter an = sign in the "Find What" field and enter another = sign in the "Replace with" field. (Within field should read "Sheet" by default).
Then click "Replace All"

5. You should see all the REF's replaced with digits and you'll get a message saying you've made 993 replacements.
Click OK, then Close on the Find and Replace window.

6. Select and then copy this entire sheet by clicking the little arrow next to the A column, or hit Control+A, and then hit Control+C (or right click and Copy).

7. On the InfoPush Prep, go to the "PERSTAT_Data_Current" sheet. (Ensure you're looking at the CURRENT sheet!)

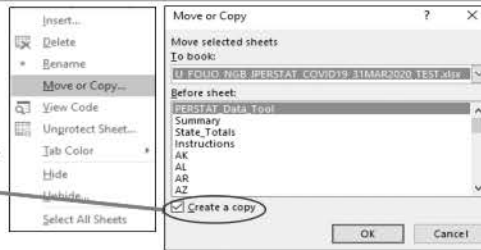
8. Select all with the same method. Then, right click and move your cursor next to "Paste Special" on the right side arrow. On the popup menu, select "Values & Number Formatting (A)"

Congratulations! The COVID-19 sheet will now display the PERSTAT data.

NOTES: These sheets are formula based, please do not attempt to edit these formulas. If you think a formula has been compromised, it is best to restore a backup copy of the InfoPush Prep.

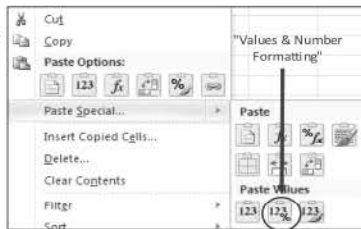
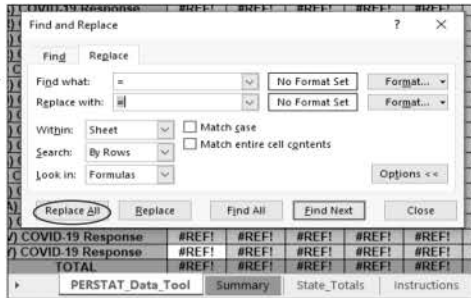
--If you get a message when opening this document to "Update links", select "Don't update."

--If a mistake is made during this process, such as not checking "Make a Copy", this could permanently delete the Data Tool, you should restore a back up copy of the



For questions about the PERSTAT Data Tool, contact the developer:

Cap: (b)(6)
NGB J33 Operations Analysis
(b)(6)



NG SWB Personnel Support to CBP:

ARNG	ARNG	ANG	TOTAL	CHANGE
AZ	544	77	621	-5
CA	111	25	136	0
NM	16	3	19	0
TX	1589	67	1656	-9
TOTAL	2260	172	2432	
Change	Net Change			-14

NG SWB Ground Mission Fill Rate ISO CBP					
STATES	DOD AUTH	ST AUTH	ASGN	DOD FILL	ST FILL
AZ	540	480	428	79%	89%
CA	499	82	106	21%	129%
NM	119	17	16	13%	94%
TX	1245	1403	1225	98%	87%
SWB TOTAL	2403	1982	1775	74%	90%

*SWB Ground Mission Fill Rate excludes C2 and Aviation
 *ST Auth column for TX includes MSC personnel
 *DoD Auth column reflects ground mission minus MSC

States	JRSOI	C2	NG SWB Ground Support to CBP								Ground Total		Aviation		Ground + Aviation	Total On Orders
			Border Patrol		OFO		AMO		OI		Auth	Asgn	Auth	Asgn	Asgn	Asgn
AZ	8	90	405	382	60	59	0	5	15	18	480	459	144	128	587	685
CA	9	13	0	0	59	57	0	5	23	17	82	79	0	0	79	101
NM	0	3	17	17	0	0	0	0	0	0	17	17	0	0	17	20
TX	1	271	1084	974	279	250	1	9	39	36	1403	1269	200	165	1434	1,706
Total	18	377	1506	1373	398	366	1	14	77	71	1982	1824	344	293	2117	2512
*SWB CBP Fill Rate%			91%		92%		1400%		92%		92%					

NG Aircraft for SWB Support to CBP:

Operational Hours Flown ISO CBP FY20						
	AZ		TX		TOTAL	
	Aircraft	Hours	Aircraft	Hours	Aircraft	Hours
UH-72	4	1099.2	5	1422.8	9	2522
UH-60	9	808.8	0	0	9	808.8
RC-26	1	452.7	1	357.5	2	810.2
RQ-7	0	0	2	123.2	2	123.2
AZ - 5 St: 4 St = (1x each UH-72), 1 St = (1x UH-60) AZ = 8ea					22	4264.2
TX - 3 St: 3 St = (1x each UH-72) TX = 2ea						

FY20 Funding for SWB Support to CBP:

As of: 19 MAR 2020	\$ (M)	\$ (M)	\$ (M)	\$ (M)
	NPGA (2060)	OMNG (2065)	Milpers (3850)	O&M (3840)
Total Cost	\$118.85	\$13.15	\$19.92	\$0.27

FY20 Flight Hours Cost for SWB Support to CBP:

As of: 19 MAR 2020	Aircraft	Flight Hours	Rate(\$M)	Weekly Obligations (\$M)
	RC-26	753.7	\$0.001758	\$1.33
	UH-60	777.8	\$0.005034	\$3.92
	UH-72	2412.0	\$0.002287	\$5.52
	RQ-7	90.3	\$0.000463	\$0.04
Grand Total				\$10.81

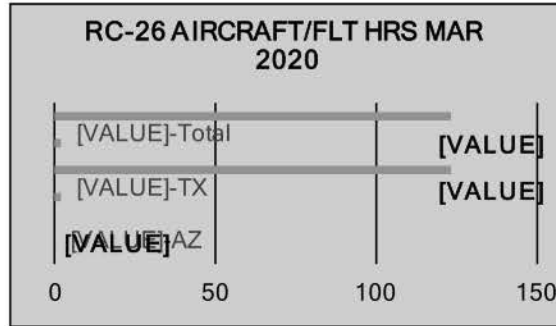
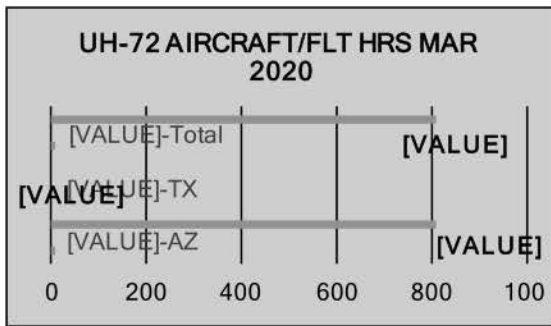
NOTE: Total cost for SWB Support to CBP mission is \$162.99* – this does not include TX1000. *Reported number includes rounding.

FY20 Funding TX 1000 Mission

As of: 19 MAR 2020	\$ (M)	\$ (M)	\$ (M)	\$ (M)
	NPGA (2060)	OMNG (2065)	Milpers (3850)	O&M (3840)
Total Cost	\$9.56	\$3.46	\$0.00	\$0.00

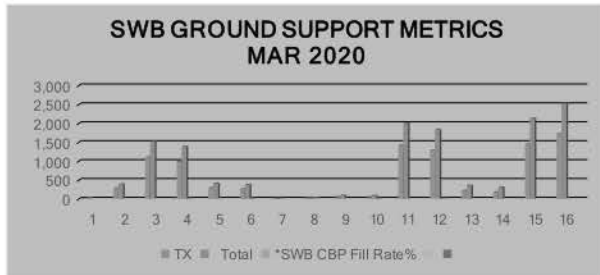
NG Aircraft for SWB Support to CBP:

Operational Hours Flown ISO CBP FY20						
	AZ		TX		TOTAL	
	Aircraft	Hours	Aircraft	Hours	Aircraft	Hours
UH-72	4	1099.2	5	1422.8	9	2522
UH-60	9	808.8	0	0	9	808.8
RC-26	1	452.7	1	357.5	2	810.2
RQ-7	0	0	2	123.2	2	123.2
AZ - 5 St: 4 St = (1x each UH-72), 1 St = (1x UH-60) AZ = 8ea					22	4264.2
TX - 3 St: 3 St = (1x each UH-72) TX = 2ea						



Southwest Border J1 Input

	JRSOI	C2	NG SWB Ground Support to CBP								Ground Total		Aviation		Ground + Aviation	Total On Orders	
			Border Patrol		OFO		AMO		OI								
			Asgn	Asgn	Auth	Asgn	Auth	Asgn	Auth	Asgn	Auth	Asgn	Auth	Asgn	Auth	Asgn	Asgn
AZ	8	90	405	382	60	59	0	0	15	18	480	459	144	128	587	685	
CA	9	13	0	0	59	57	0	5	23	17	82	79	0	0	79	101	
NM	0	3	17	17	0	0	0	0	0	0	17	17	0	0	17	20	
TX	1	271	1084	974	279	250	1	9	39	36	1403	1269	200	165	1434	1,706	
Total	18	377	1506	1373	398	366	1	14	77	71	1982	1824	344	293	2117	2512	
*SWB CBP Fill Rate%				91%		92%		1400%		92%							



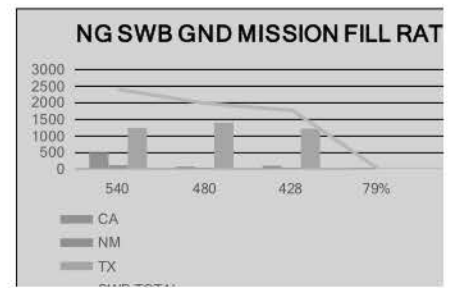
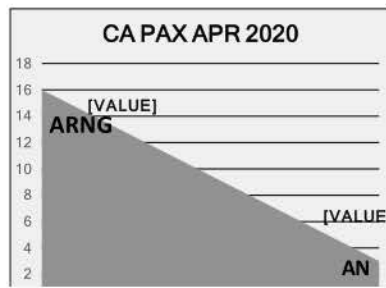

ARNG	ARNG	ANG	TOTAL	CHANGE
AZ	544	77	621	-5
CA	111	25	136	0
NM	16	3	19	0
TX	1589	67	1656	-9
TOTAL	2260	172	2432	
Change	Net Change			-14

NG SWB Ground Mission Fill Rate ISO CBP					
STATES	DOD AUTH	ST AUTH	ASGN	DOD FILL	ST FILL
AZ	540	480	428	79%	89%
CA	499	82	106	21%	129%
NM	119	17	16	13%	94%
TX	1245	1403	1225	98%	87%
SWB TOTAL	2403	1982	1775	74%	90%

*SWB Ground Mission Fill Rate excludes C2 and Aviation

*ST Auth column for TX includes MSC personnel

*DoD Auth column reflects ground mission minus MSC



FY20 Funding for SWB Support to CBP:

As of: 19 MAR 2020	\$ (M)	\$ (M)	\$ (M)	\$ (M)
	NPGA (2060)	OMNG (2065)	Milpers (3850)	O&M (3840)
Total Cost	\$118.85	\$13.15	\$19.92	\$0.27

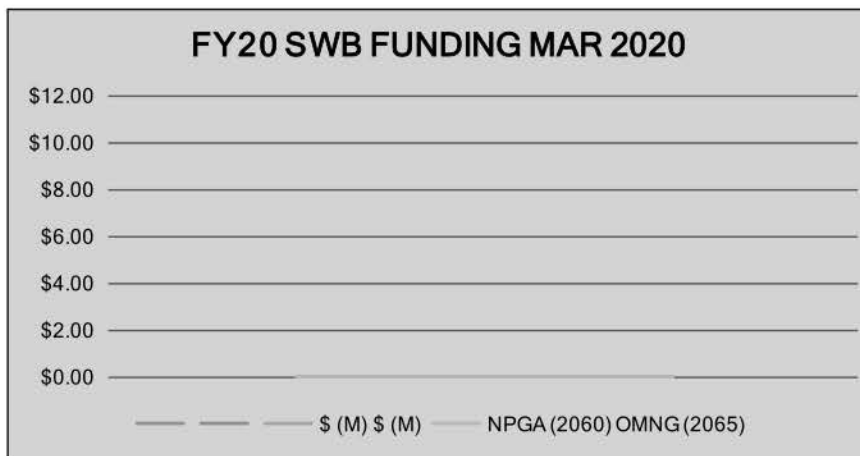
FY20 Flight Hours Cost for SWB Support to CBP:

As of: 19 MAR 2020	Aircraft	Flight Hours	Rate(\$M)	Weekly Obligations (\$M)
	RC-26	753.7	\$0.001758	\$1.33
	UH-60	777.8	\$0.005034	\$3.92
	UH-72	2412.0	\$0.002287	\$5.52
	RQ-7	90.3	\$0.000463	\$0.04
Grand Total				\$10.81

FY20 Funding TX 1000 Mission

As of: 19 MAR 2020	\$ (M)	\$ (M)	\$ (M)	\$ (M)
	NPGA (2060)	OMNG (2065)	Milpers (3850)	O&M (3840)
Total Cost	\$9.56	\$3.46	\$0.00	\$0.00

NOTE: Total cost for SWB Support to CBP mission is \$162.99* – this does not include TX1000. *Reported number includes rounding.



NG SWB Personnel Support to CBP:

ARNG	ARNG	ANG	TOTAL	CHANGE
AZ	599	87	686	-2
CA	81	20	101	0
NM	16	3	19	0
TX	1625	84	1709	+3
TOTAL	2321	194	2515	
Change	Net Change			+1

NG SWB Ground Mission Fill Rate ISO CBP					
STATES	DOD AUTH	ST AUTH	ASGN	DOD FILL	ST FILL
AZ	540	480	459	85%	96%
CA	499	82	79	16%	96%
NM	119	17	16	13%	94%
TX	1245	1403	1275	102%	91%
SWB TOTAL	2403	1982	1829	76%	92%

*SWB Ground Mission Fill Rate excludes C2 and Aviation

*ST Auth column for TX includes MSC personnel

*DoD Auth column reflects ground mission minus MSC.

States	JRSOI	C2	NG SWB Ground Support to CBP								Ground Total		Aviation		Ground + Aviation	Total On Orders
			Border Patrol		OFO		AMO		OI		Auth	Asgn	Auth	Asgn	Asgn	Asgn
AZ	9	89	405	383	60	58	0	0	15	18	480	459	144	129	588	686
CA	9	13	0	0	59	57	0	5	23	17	82	79	0	0	79	101
NM	0	3	17	16	0	0	0	0	0	0	17	16	0	0	16	19
TX	1	270	1084	980	279	250	1	9	39	36	1403	1275	200	163	1438	1,709
Total	19	375	1506	1379	398	365	1	14	77	71	1982	1829	344	292	2121	2515
*SWB CBP Fill Rate%			92%		92%		1400%		92%		92%					

NG Aircraft for SWB Support to CBP:

Operational Hours Flown ISO CBP FY20						
	AZ		TX		TOTAL	
	Aircraft	Hours	Aircraft	Hours	Aircraft	Hours
UH-72	2	1227.8	6	2064.2	8	3292
UH-60	4	979.5	0	0	4	979.5
RC-26	1	657.4	2	493.8	3	1151.2
RQ-7	0	0	4	152.7	4	152.7
AZ - 2 St: 2 St = (1x each UH-72), 1 St = (3x UH-60) AZ = 1ea					19	5575.4
TX - 4 St: 4 St = (1x each UH-72) TX = 2ea						

SWB FLIGHT HRS APR 2020				
	3292	979.5	1151.2	152.7
FY20 Funding for SWB Support to CBP:				
As of: 26 MAR 2020	\$ (M)	\$ (M)	\$ (M)	\$ (M)
	NPGA (2060)	OMNG (2065)	Milpers (3850)	O&M (3840)
Total Cost	\$120.89	\$13.32	\$20.09	\$0.27

FY20 Flight Hours Cost for SWB Support to CBP:

As of: 26 MAR 2020	Aircraft	Flight Hours	Rate(\$M)	Weekly Obligations (\$M)
	RC-26	790.0	\$0.001758	\$1.39
	UH-60	779.8	\$0.005034	\$3.93
	UH-72	2443.7	\$0.002287	\$5.59
	RQ-7	97.0	\$0.000463	\$0.04
Grand Total				\$10.95

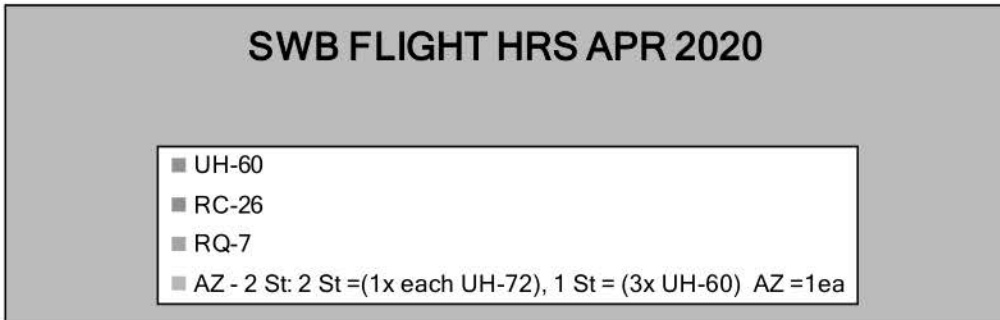
NOTE: Total cost for SWB Support to CBP mission is \$165.52* – this does not include TX1000. *Reported number includes rounding.

FY20 Funding TX 1000 Mission

As of: 26 MAR 2020	\$ (M)	\$ (M)	\$ (M)	\$ (M)
	NPGA (2060)	OMNG (2065)	Milpers (3850)	O&M (3840)
Total Cost	\$9.53	\$3.46	\$0.00	\$0.00

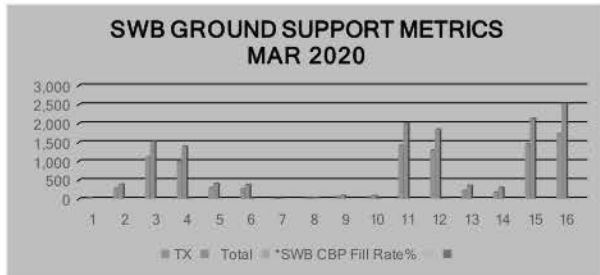
NG Aircraft for SWB Support to CBP:

Operational Hours Flown ISO CBP FY20						
	AZ		TX		TOTAL	
	Aircraft	Hours	Aircraft	Hours	Aircraft	Hours
UH-72	2	1227.8	6	2064.2	8	3292
UH-60	4	979.5	0	0	4	979.5
RC-26	1	657.4	2	493.8	3	1151.2
RQ-7	0	0	4	152.7	4	152.7
AZ - 2 St: 2 St=(1x each UH-72), 1 St = (3x UH-60) AZ =1ea					19	5575.4
TX - 4 St: 4 St = (1x each UH-72) TX = 2ea						



Southwest Border J1 Input

	JRSOI	C2	NG SWB Ground Support to CBP								Ground Total		Aviation		Ground + Aviation	Total On Orders
			Border Patrol		OFO		AMO		OI							
			Asgn	Asgn	Auth	Asgn	Auth	Asgn	Auth	Asgn	Auth	Asgn	Auth	Asgn	Auth	Asgn
AZ	9	89	405	383	60	58	0	0	15	18	480	459	144	129	588	686
CA	9	13	0	0	59	57	0	5	23	17	82	79	0	0	79	101
NM	0	3	17	16	0	0	0	0	0	0	17	16	0	0	16	19
TX	1	270	1084	980	279	250	1	9	39	36	1403	1275	200	163	1438	1,709
Total	19	375	1506	1379	398	365	1	14	77	71	1982	1829	344	292	2121	2515
*SWB CBP Fill Rate%				92%		92%		1400%		92%		92%				



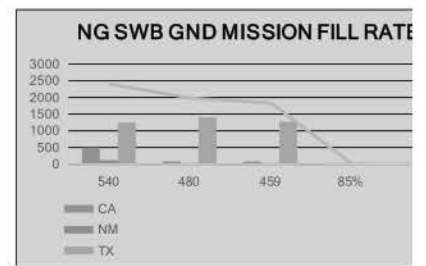
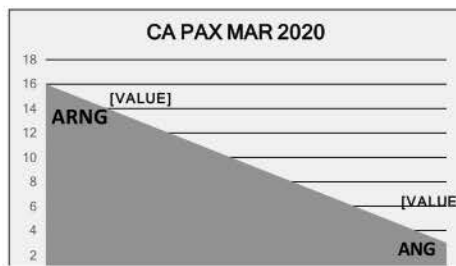

ARNG	ARNG	ANG	TOTAL	CHANGE
AZ	599	87	686	-2
CA	81	20	101	0
NM	16	3	19	0
TX	1625	84	1709	+3
TOTAL	2321	194	2515	
Change	Net Change			+1

NG SWB Ground Mission Fill Rate ISO CBP					
STATES	DOD AUTH	ST AUTH	ASGN	DOD FILL	ST FILL
AZ	540	480	459	85%	96%
CA	499	82	79	16%	96%
NM	119	17	16	13%	94%
TX	1245	1403	1275	102%	91%
SWB TOTAL	2403	1982	1829	76%	92%

*SWB Ground Mission Fill Rate excludes C2 and Aviation

*ST Auth column for TX includes MSC personnel

*DoD Auth column reflects ground mission minus MSC



FY20 Funding for SWB Support to CBP:

As of: 26 MAR 2020	\$ (M)	\$ (M)	\$ (M)	\$ (M)
	NPGA (2060)	OMNG (2065)	Milpers (3850)	O&M (3840)
Total Cost	\$120.89	\$13.32	\$20.09	\$0.27

FY20 Flight Hours Cost for SWB Support to CBP:

As of: 26 MAR 2020	Aircraft	Flight Hours	Rate(\$M)	Weekly Obligations (\$M)
	RC-26	790.0	\$0.001758	\$1.39
	UH-60	779.8	\$0.005034	\$3.93
	UH-72	2443.7	\$0.002287	\$5.59
	RQ-7	97.0	\$0.000463	\$0.04
Grand Total				\$10.95

FY20 Funding TX 1000 Mission

As of: 26 MAR 2020	\$ (M)	\$ (M)	\$ (M)	\$ (M)
	NPGA (2060)	OMNG (2065)	Milpers (3850)	O&M (3840)
Total Cost	\$9.53	\$3.46	\$0.00	\$0.00

NOTE: Total cost for SWB Support to CBP mission is \$165.52* – this does not include TX1000. *Reported number includes rounding.



NG SWB Personnel Support to CBP:

ARNG	ARNG	ANG	TOTAL	CHANGE
AZ	596	89	685	-1
CA	81	20	101	0
NM	18	2	20	0
TX	1622	84	1706	+3
TOTAL	2317	195	2512	
Change	Net Change			+2

NG SWB Ground Mission Fill Rate ISO CBP					
STATES	DOD AUTH	ST AUTH	ASGN	DOD FILL	ST FILL
AZ	540	480	459	85%	96%
CA	499	82	79	16%	96%
NM	119	17	17	14%	100%
TX	1245	1403	1269	102%	90%
SWB TOTAL	2403	1982	1824	76%	92%

*SWB Ground Mission Fill Rate excludes C2 and Aviation

*ST Auth column for TX includes MSC personnel

*DoD Auth column reflects ground mission minus MSC.

States	JRSOI	C2	NG SWB Ground Support to CBP								Ground Total		Aviation		Ground + Aviation	Total On Orders
			Border Patrol		OFO		AMO		OI		Auth	Asgn	Auth	Asgn	Asgn	Asgn
AZ	14	85	405	357	60	53	0	0	15	18	480	428	144	94	522	621
CA	12	18	0	0	59	71	0	0	23	35	82	106	0	0	106	136
NM	0	3	17	16	0	0	0	0	0	0	17	16	0	0	16	19
TX	0	265	1084	921	279	253	1	6	39	45	1403	1225	200	166	1391	1656
TOTAL	26	371	1506	1294	398	377	1	6	77	98	1982	1775	344	260	2035	2432
*SWB CBP Fill Rate%			86%		95%		600%		127%		90%					

NG Aircraft for SWB Support to CBP:

Operational Hours Flown ISO CBP FY20						
	AZ		TX		TOTAL	
	Aircraft	Hours	Aircraft	Hours	Aircraft	Hours
UH-72	4	1099.2	5	1422.8	9	2522
UH-60	9	808.8	0	0	9	808.8
RC-26	1	452.7	1	357.5	2	810.2
RQ-7	0	0	2	123.2	2	123.2
AZ - 5 St: 4 St = (1x each UH-72), 1 St = (1x UH-60) AZ = 8ea					22	4264.2
TX - 3 St: 3 St = (1x each UH-72) TX = 2ea						

FY20 Funding for SWB Support to CBP:

As of: 19 MAR 2020	\$ (M)	\$ (M)	\$ (M)	\$ (M)
	NPGA (2060)	OMNG (2065)	Milpers (3850)	O&M (3840)
Total Cost	\$118.85	\$13.15	\$19.92	\$0.27

FY20 Flight Hours Cost for SWB Support to CBP:

As of: 19 MAR 2020	Aircraft	Flight Hours	Rate(\$M)	Weekly Obligations (\$M)
	RC-26	753.7	\$0.001758	\$1.33
	UH-60	777.8	\$0.005034	\$3.92
	UH-72	2412.0	\$0.002287	\$5.52
	RQ-7	90.3	\$0.000463	\$0.04
Grand Total				\$10.81

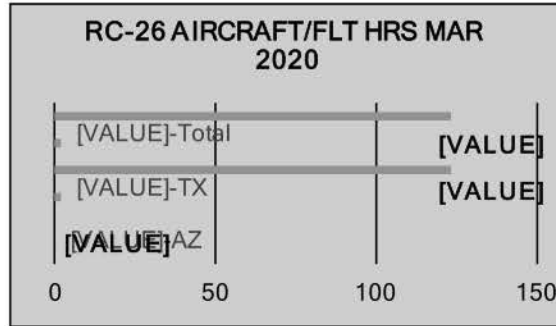
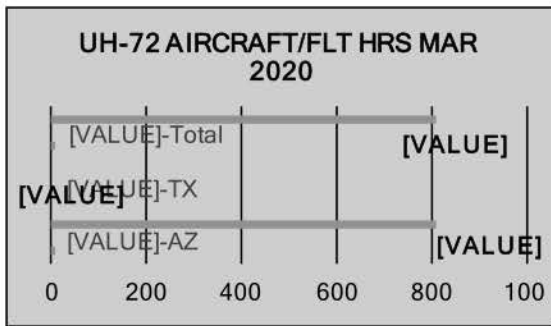
NOTE: Total cost for SWB Support to CBP mission is \$162.99* – this does not include TX1000. *Reported number includes rounding.

FY20 Funding TX 1000 Mission

As of: 19 MAR 2020	\$ (M)	\$ (M)	\$ (M)	\$ (M)
	NPGA (2060)	OMNG (2065)	Milpers (3850)	O&M (3840)
Total Cost	\$9.56	\$3.46	\$0.00	\$0.00

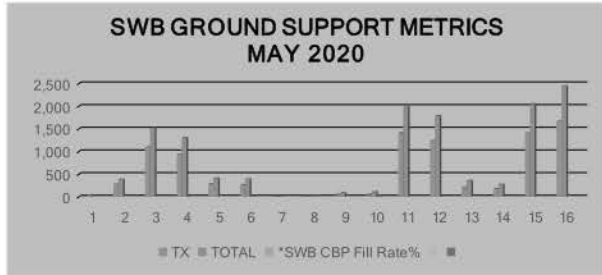
NG Aircraft for SWB Support to CBP:

Operational Hours Flown ISO CBP FY20						
	AZ		TX		TOTAL	
	Aircraft	Hours	Aircraft	Hours	Aircraft	Hours
UH-72	4	1099.2	5	1422.8	9	2522
UH-60	9	808.8	0	0	9	808.8
RC-26	1	452.7	1	357.5	2	810.2
RQ-7	0	0	2	123.2	2	123.2
AZ - 5 St: 4 St = (1x each UH-72), 1 St = (1x UH-60) AZ = 8ea					22	4264.2
TX - 3 St: 3 St = (1x each UH-72) TX = 2ea						



Southwest Border J1 Input

States	JRSOI	C2	NG SWB Ground Support to CBP								Ground Total		Aviation		Ground + Aviation	Total On Orders
			Border Patrol		OFO		AMO		OI		Auth	Asgn	Auth	Asgn	Asgn	Asgn
			Asgn	Asgn	Auth	Asgn	Auth	Asgn	Auth	Asgn	Auth	Asgn	Auth	Asgn	Asgn	Asgn
AZ	14	85	405	357	60	53	0	0	15	18	480	428	144	94	522	621
CA	12	18	0	0	59	71	0	0	23	35	82	106	0	0	106	136
NM	0	3	17	16	0	0	0	0	0	0	17	16	0	0	16	19
TX	0	265	1084	921	279	253	1	6	39	45	1403	1225	200	166	1391	1656
TOTAL	26	371	1506	1294	398	377	1	6	77	98	1982	1775	344	260	2035	2432
*SWB CBP Fill Rate%			86%		95%		600%		127%		90%					



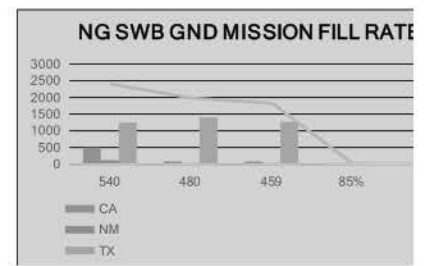


ARNG	ARNG	ANG	TOTAL	CHANGE
AZ	596	89	685	-1
CA	81	20	101	0
NM	18	2	20	0
TX	1622	84	1706	+3
TOTAL	2317	195	2512	
Change	Net Change			+2

NG SWB Ground Mission Fill Rate ISO CBP					
STATES	DOD AUTH	ST AUTH	ASGN	DOD FILL	ST FILL
AZ	540	480	459	85%	96%
CA	499	82	79	16%	96%
NM	119	17	17	14%	100%
TX	1245	1403	1269	102%	90%
SWB TOTAL	2403	1982	1824	76%	92%

*SWB Ground Mission Fill Rate excludes C2 and Aviation

*ST Auth column for TX includes MSC personnel

*DoD Auth column reflects ground mission minus MSC



FY20 Funding for SWB Support to CBP:

As of: 19 MAR 2020	\$ (M)	\$ (M)	\$ (M)	\$ (M)
	NPGA (2060)	OMNG (2065)	Milpers (3850)	O&M (3840)
Total Cost	\$118.85	\$13.15	\$19.92	\$0.27

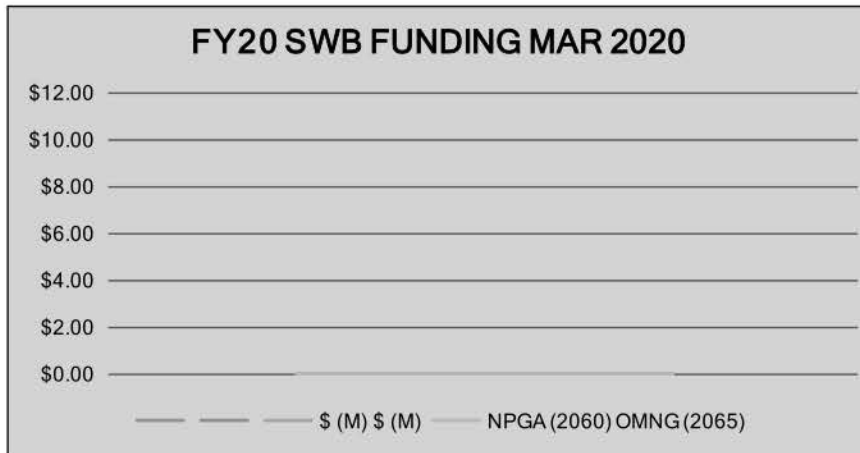
FY20 Flight Hours Cost for SWB Support to CBP:

As of: 19 MAR 2020	Aircraft	Flight Hours	Rate(\$M)	Weekly Obligations (\$M)
	RC-26	753.7	\$0.001758	\$1.33
	UH-60	777.8	\$0.005034	\$3.92
	UH-72	2412.0	\$0.002287	\$5.52
	RQ-7	90.3	\$0.000463	\$0.04
Grand Total				\$10.81

FY20 Funding TX 1000 Mission

As of: 19 MAR 2020	\$ (M)	\$ (M)	\$ (M)	\$ (M)
	NPGA (2060)	OMNG (2065)	Milpers (3850)	O&M (3840)
Total Cost	\$9.56	\$3.46	\$0.00	\$0.00

NOTE: Total cost for SWB Support to CBP mission is \$162.99* – this does not include TX1000. *Reported number includes rounding.



Copy Number: 1 of 1.

Issuing Headquarters: NGB Joint Staff

Place of Issue: NGB, Arlington, VA

Effective: 302000RMAY2020

FRAGO 02 to OPORD 2020-03 (NGB RESPONSE TO CIVIL UNREST)

CORRECTED COPY

(U) Time Zone Used Throughout the OPORD: R (Eastern Daylight Time)

References: [No change]

1. (U) Situation. [No change]

2. (U) Mission. [No change] (~~U//FOUO~~) Effective 301500MAY2020, all NGBJS provide support to ABS Level 1 efforts until further notice. J1, J2, J34, J35, and J5 provide continuous representation to the NGCC. ARNG and ANG provide a commissioned officer (CGO/FGO).

3. (U) Execution. [Change]

a. (U//FOUO) CONOP. [No change]

b. (U) Battle Rhythm. [No change]

c. Tasks. [Change]

1) [No change]

2) NGB-J2. [Change]

a) [Add] (~~U~~) Augment current ABS operations with the appropriate personnel for 24-hour coverage.

b) [Add] (~~U~~) Support JLT deployment to Minnesota by providing one (1) Service member (SM).

3-5) [No change]

6) [Add] **NGB-J31.**

a) [Add] (~~U~~) JLT Coordinator notifies and prepares JLT to Minnesota. Refer to ANNEX A for roster.

7) [Add] **NGB-PA.**

a) [Add] ~~(U)~~ Support JLT deployment to Minnesota by providing one (1) SM.

8) [Add] **ARNG.**

a) [Add] ~~(U)~~ Provide one (1) JLT members to support mission to Minnesota.

9) [Add] **ANG.**

a) [Add] ~~(U)~~ Provide one (1) JLT member to support mission to Minnesota.

d. Coordinating Instructions. [Change]

1-6) [No change]

7) [Add] ~~(U)~~ JLT coordinates with ARNG POC to establish billeting and transportation arrangements prior to departure. ARNG POC is LTC ~~(b)(6)~~ [REDACTED].

4. (U) ADMINISTRATION AND LOGISTICS. [Change]

a. [No change]

b. [Add] ~~(U)~~ As directed by the Chief of the National Guard Bureau, travelers listed on this order are essential personnel and are therefore exempt from all current DoD Travel Restrictions.

c. [Add] ~~(U)~~ Lines of accounting for this is as follows: ANG – 20 covid19 air; ARNG – 20 mu2b off/enl.

5. (U) COMMAND AND CONTROL. [No change]

For ~~(b)(6)~~ [REDACTED], CEM®
GS-15, Supervisory Emergency Management Specialist
J3/4/7 – Chief of Operations

ANNEX:

A -- [Add] Task Organization (JLT)
CORRECTED COPY