



City of Dallas

Violent Crime Reduction Plan Update

**Public Safety Committee
October 12, 2021**

Paul Junger, Major of Police
Dallas Police Department
City of Dallas

Presentation Overview



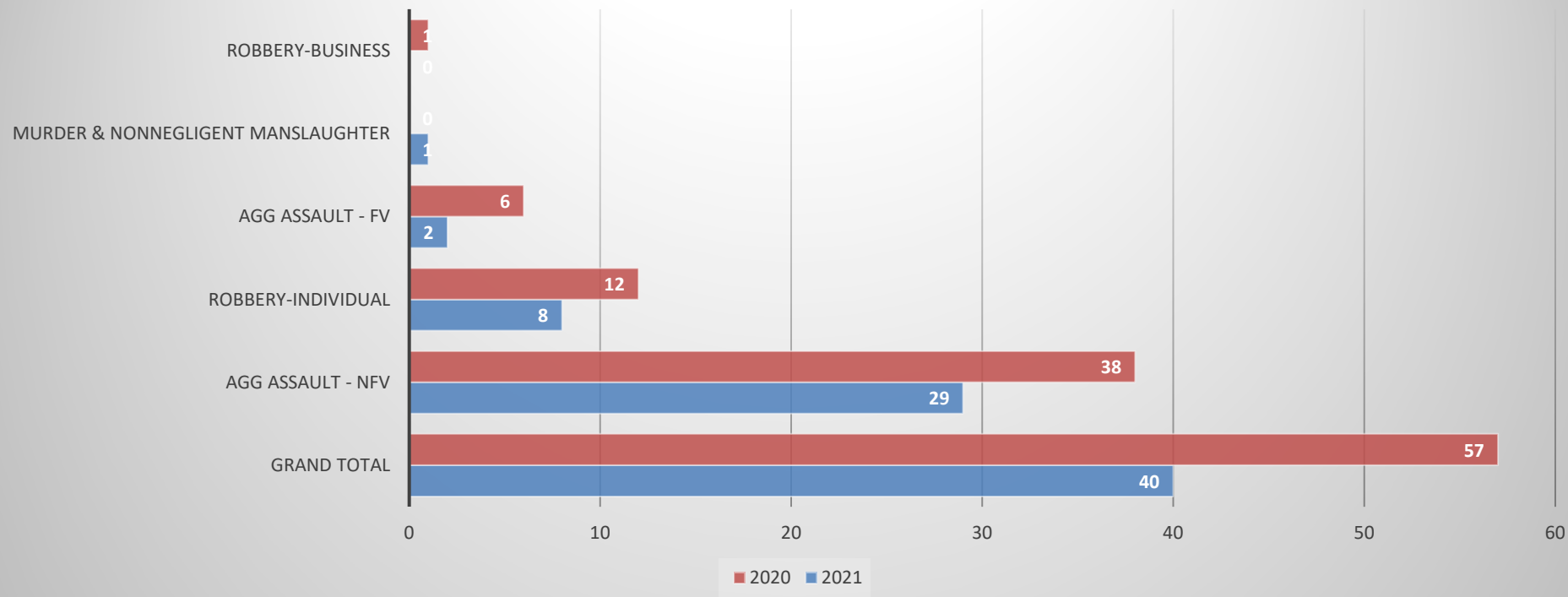
- Grid Impact by Crime Type
- Results from Our Perspective
- Reversing the Trend
- Murder, Robbery, Aggravated Assault
- Amplifying Trust
- Crime Plan - Next Steps



Grid Impact by Crime Type



Grid Comparison – Violent Crime 2020 vs. 2021

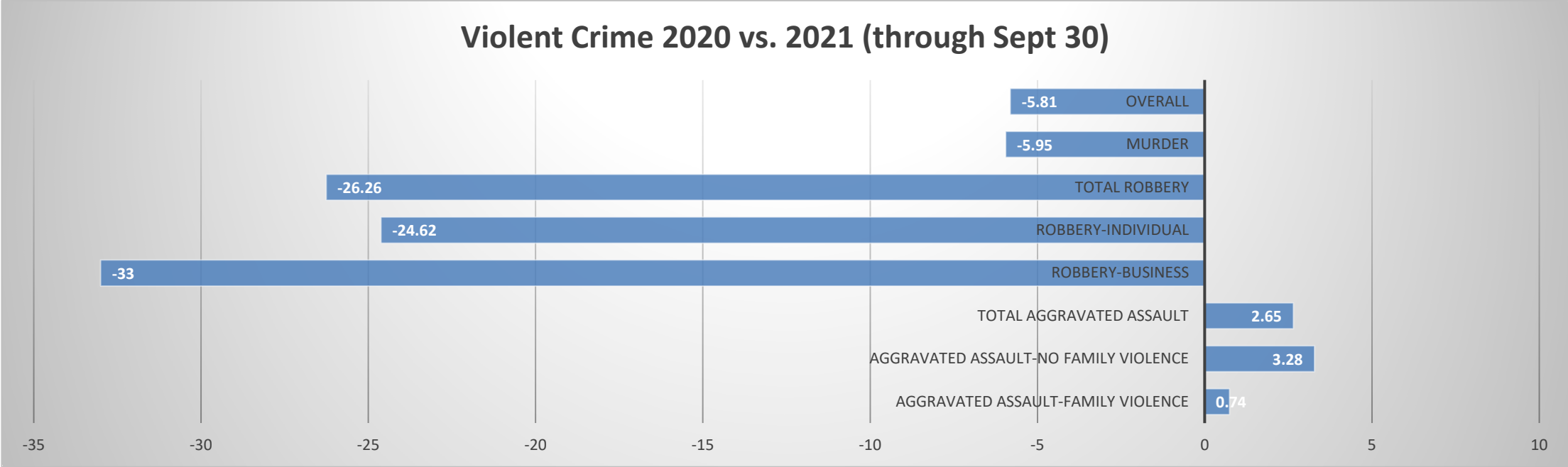


Our crime plan is based on the theory that crime is concentrated in small areas throughout the city.

- * Phase 2 Grids
- * Sept 3 – Sept 30
- * Victims



Results from Our Perspective



Reversing the Trend - Dallas



Compstat Daily Crime Briefing as of Thursday, September 30, 2021

City Total	Crime	MTD	Lst Mn MTD	Cnt Diff	MTDL Y	Cnt Diff		% Chg	YTD	YTDLY	Cnt Diff		% Chg
City Total Violent	Agg Assault FV	141	173	-32	179	-38	▼	-21.23%	1490	1479	11	▲	0.74%
	Agg Assault NFV	434	501	-67	493	-59	▼	-11.97%	4602	4456	146	▲	3.28%
	Sub-Total Assault Offenses	575	674	-99	672	-97	▼	-14.43%	6092	5935	157	▲	2.65%
	Murder/Non-Negligent Manslaughter FV	2	2	0	3	-1	▼	-33.33%	25	26	-1	▼	-3.85%
	Murder/Non-Negligent Manslaughter NFV	15	17	-2	21	-6	▼	-28.57%	133	142	-9	▼	-6.34%
	Sub-Total Homicide Offenses	17	19	-2	24	-7	▼	-29.17%	158	168	-10	▼	-5.95%
	Robbery Business	23	41	-18	34	-11	▼	-32.35%	333	497	-164	▼	-33.00%
	Robbery Individual	138	155	-17	231	-93	▼	-40.26%	1546	2051	-505	▼	-24.62%
	Sub-Total Robbery Offenses	161	196	-35	265	-104	▼	-39.25%	1879	2548	-669	▼	-26.26%
	Fondling FV	6	6	0	3	3	▲	100.00%	73	23	50	▲	>100%
	Incest FV	1	0	1	0	1	▲	NC	1	0	1	▲	NC
	Rape FV	17	17	0	11	6	▲	54.55%	145	110	35	▲	31.82%
	Sexual Assault with an Object FV	2	1	1	2	0	▬	0.00%	31	7	24	▲	>100%
	Sodomy FV	2	6	-4	5	-3	▼	-60.00%	48	21	27	▲	>100%
	Sub-Total Sex Offenses FV	28	30	-2	21	7	▲	33.33%	298	161	137	▲	85.09%
	Fondling NFV	11	8	3	9	2	▲	22.22%	74	102	-28	▼	-27.45%
	Rape NFV	13	10	3	34	-21	▼	-61.76%	139	298	-159	▼	-53.36%
	Sexual Assault with an Object NFV	3	4	-1	1	2	▲	>100%	23	7	16	▲	>100%
	Sodomy NFV	4	1	3	8	-4	▼	-50.00%	51	33	18	▲	54.55%
	Sub-Total Sex Offenses NFV	31	23	8	52	-21	▼	-40.38%	287	440	-153	▼	-34.77%
Sub_Total Violent	812	942	-130	1034	-222	▼	-21.47%	8714	9252	-538	▼	-5.81%	



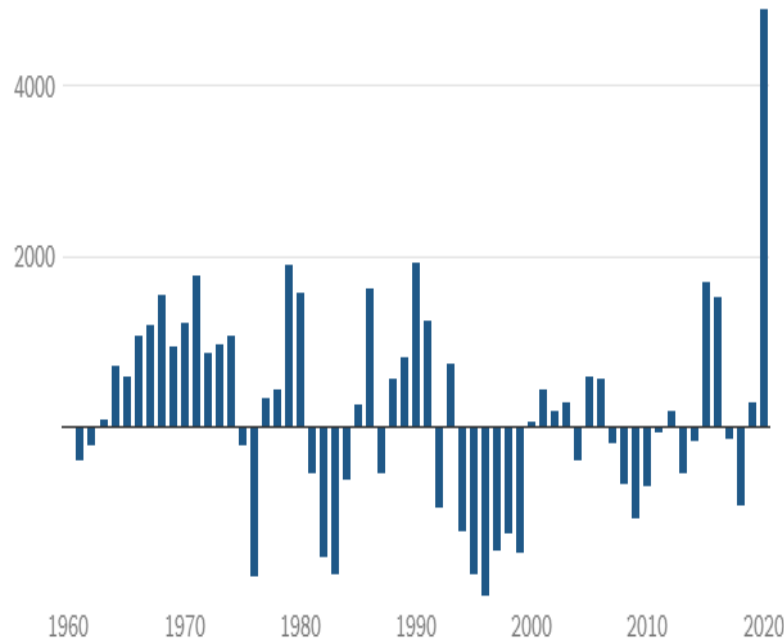
Reversing the Trend – National



2020

Change in U.S. Murders From Previous Year

There is no precedent for last year's increase in the number of murders.



Source: F.B.I.; 2020 estimate, NYT • By The New York Times

2021

YTD MURDER COMPARISON

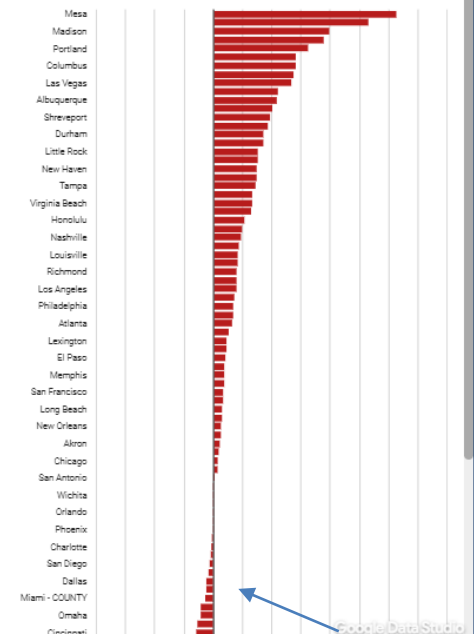


YTD Murder Comparison

2021 YTD 6,376
2020 YTD 5,812
YTD % Change 9.7%

Analysis of the Data

City	2021	2020	Change	Last Update	Source
Akron	36	34	5.88%	Sep 1, 2021	https://bit.ly/3tDZprn
Albuquerque	85	55	54.55%	Sep 27, 2021	https://bit.ly/2Tlu26w
Arlington	16	16	0.00%	Jul 25, 2021	https://bit.ly/3pFhzGW
Atlanta	113	97	16.49%	Sep 11, 2021	https://bit.ly/3xaocnb
Aurora	14	19	-26.32%	Jun 30, 2021	https://bit.ly/3x9vdUT
Austin	53	31	70.97%	Aug 31, 2021	https://bit.ly/3pHv9Kg
Baltimore	253	244	3.69%	Sep 25, 2021	https://bit.ly/3wbJW1T
Birmingham	75	76	-1.32%	Sep 27, 2021	https://bit.ly/2Xlt8sJ
Boston	28	40	-30.00%	Aug 29, 2021	https://bit.ly/3vaDKWP
Buffalo	53	40	32.50%	Aug 31, 2021	https://bit.ly/2TgcxVx
Charleston	12	10	20.00%	Sep 27, 2021	https://bit.ly/3yH90Ej
Charlotte	50	51	-1.96%	Jun 30, 2021	https://bit.ly/2VhoXgy
Chicago	602	580	3.79%	Sep 26, 2021	https://bit.ly/3Eg6a7E
Chula Vista	4	7	-42.86%	Aug 31, 2021	https://bit.ly/3xceh0B
Cincinnati	63	74	-14.86%	Sep 18, 2021	https://bit.ly/3gpNiaV
Cleveland	124	116	6.90%	Sep 18, 2021	https://bit.ly/3xDowdY
Colorado Springs	20	20	0.00%	Sep 20, 2021	https://bit.ly/354yA3Y
Columbus	99	58	70.69%	Jun 30, 2021	https://bit.ly/3j9vCTF



VIEW ALL DASHBOARDS

- [AH DataLytics - YTD Murder Comparison | Dashboards | AH DataLytics](#)
- [** FBI Releases 2020 Crime Statistics — FBI](#)

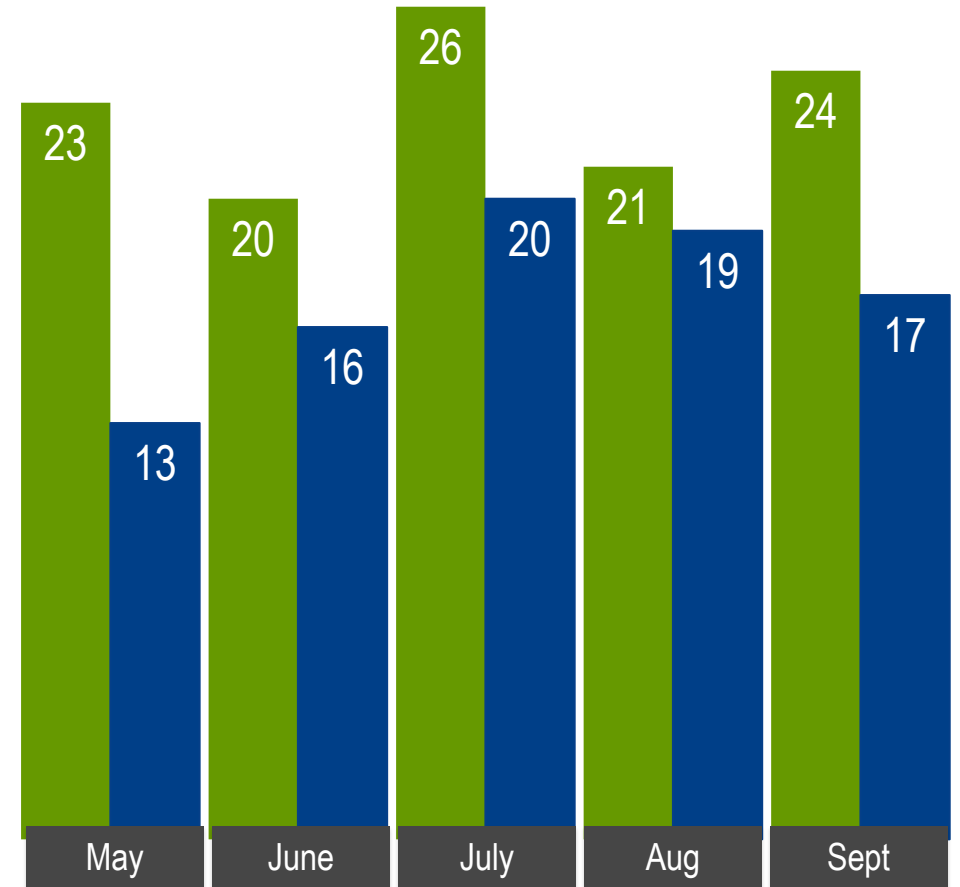


Murder – Since May 7



- Reversing the Murder Trend
- On May 7, murder was up 19 victims from 2020.
- As of September 30, murder is down 10 victims from 2020.
- We have reduced murder victims by 29 since the inception of our crime plan compared to last year.

- 2021 Murder Victims – Dark Blue
- 2020 Murder Victims – Green



Murder Victimology



Motive (How)

1. *Unknown circumstances (73)*
2. *Argument / conflict (52)*
3. *Other classifications (28)*

Premises (Where)

1. *Apartments (46)*
2. *Street, highway or alley (40)*
3. *Residence (19) and Commercial stores (19)*

Relationship (Who)

1. *Unknown relationships (105)*
2. *Acquaintance (13)*
3. *Stranger (9)*

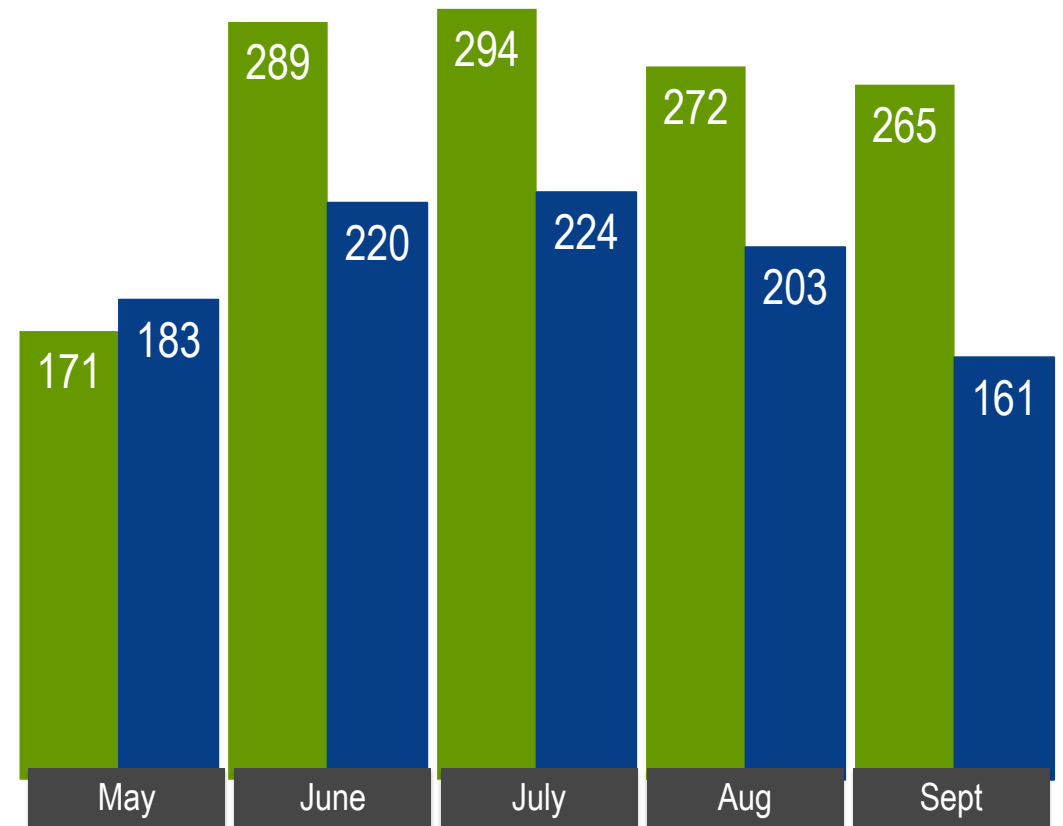


Robbery – Since May 7



- Reversing the Robbery Trend
- We have reduced robbery victims by 300 since the inception of our crime plan compared to last year.
- -42% firearms used
- -18% firearms discharged
- -52% injured by firearm

- 2021 Robbery Victims – Dark Blue
- 2020 Robbery Victims - Green





Motive (How)

1. Carjacking (310)
2. Shoplifting (67)
3. Social Media Robberies (54)

Premises (Where)

1. Apartments (468)
2. Street, highway or alley (379)
3. Commercial stores (364)

Relationship (Who)

1. Unknown circumstances (641)
2. Stranger (521)
3. Acquaintance (131)

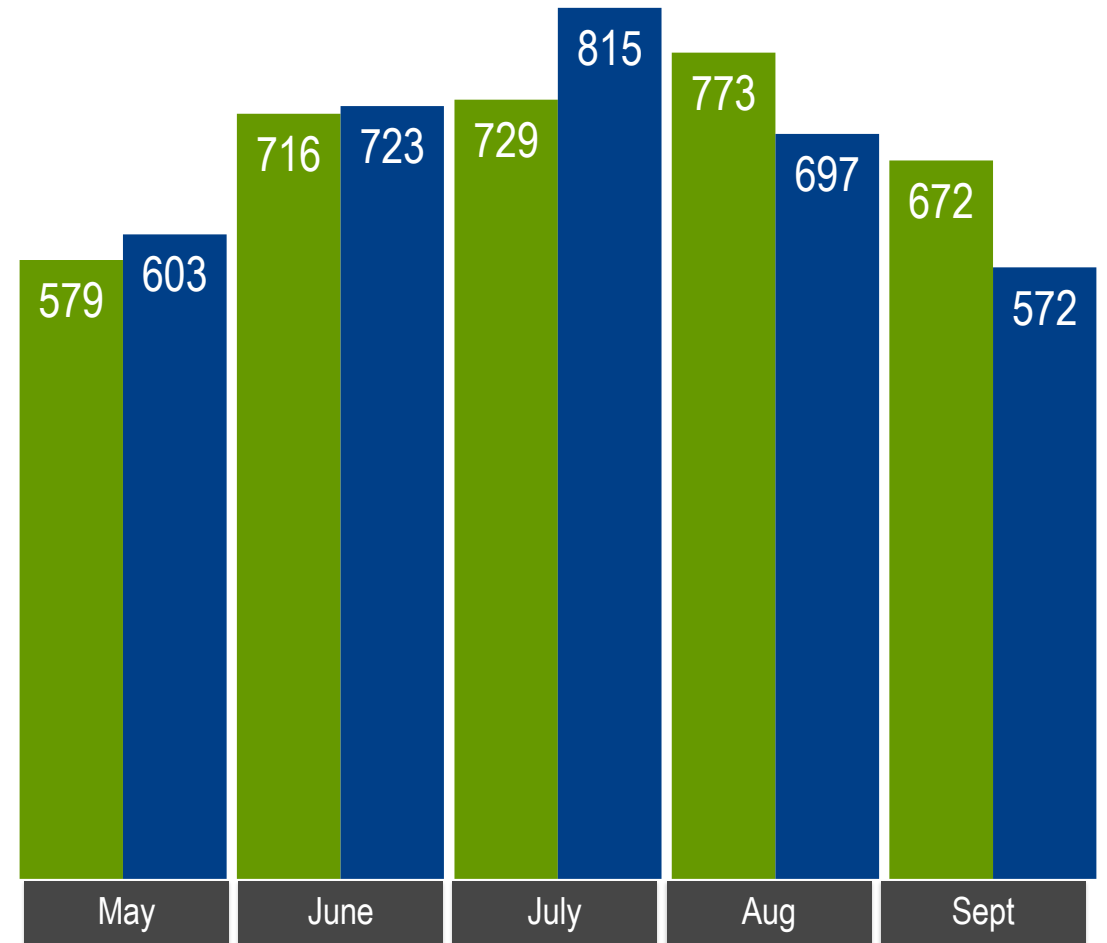


Aggravated Assault – Since May 7



- Reversing the Aggravated Assault Trend
- We have reduced aggravated assault victims by 55 since the inception of our crime plan.
- +3% firearms used
- +2.8% firearms discharged
- -10% injured by firearm

- 2021 Agg Assault Victims – Dark Blue
- 2020 Agg Assault Victims – Green



Aggravated Assault Victimology



Motive (How)

1. *Argument (2194)*
2. *Unknown circumstance (2032)*
3. *Other circumstance (1544)*

Premises (Where)

1. *Apartment (1870)*
2. *Single residence (1371)*
3. *Highway / street (1352)*

Relationship (Who)

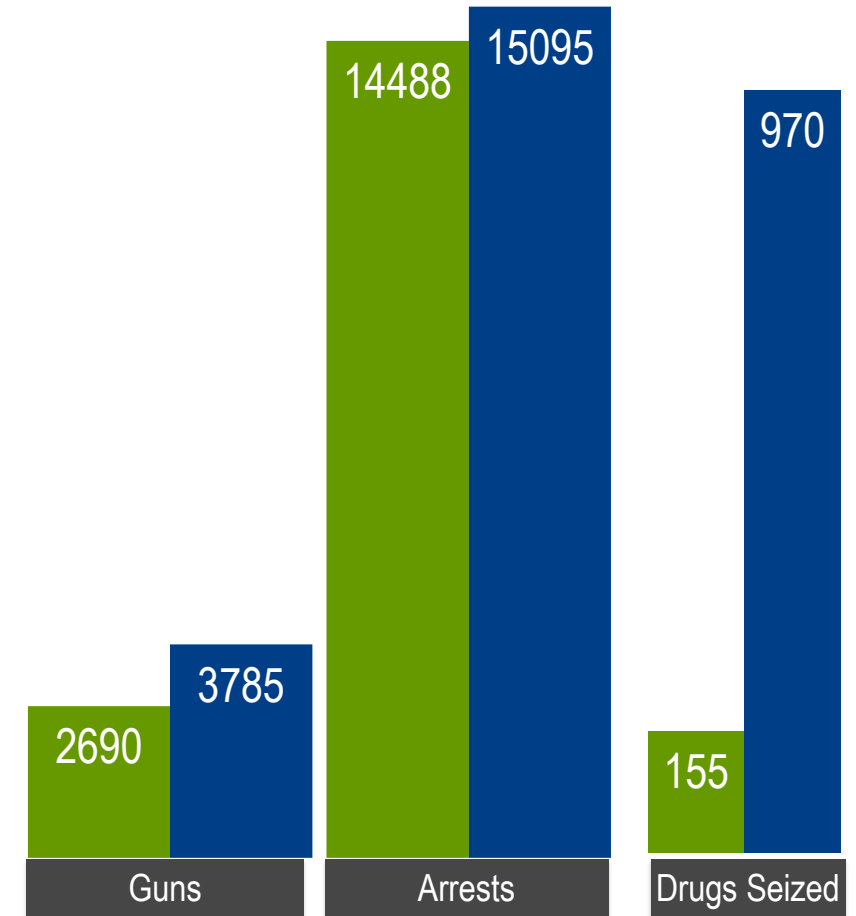
1. *Unknown circumstance (2468)*
2. *Stranger (1027)*
3. *Boy / girlfriend (486)*



Arrests, Seized Weapons, and Seized Drugs



- 2021 – Dark Blue
- 2020 – Green



Amplifying Trust



- Domestic Violence Awareness Month
- National Night Out
- Victim's Self Defense Instruction
- Standing Together in the Community with Paul Quinn College
- Community Laundry Day



Crime Plan – Next Steps



- Place Network Investigations Team
 - Internal DPD team that targets criminal networks can reduce violent crime (e.g., gang violence)
- Place Network Investigations Board
 - City of Dallas team
- Phase 2 Grids – September 3rd
 - Deployed 51 new grids after evaluation of Phase 1 deployment in violent crime hot spots
- Focused Deterrence
 - A holistic, resource-intensive process involving multiple law enforcement and community partners
 - The long-term strategy will build upon early plan components, which works synergistically to reduce violent crime and lays the groundwork for long-term change





City of Dallas

**Violent Crime Reduction
Plan Update
Public Safety Committee
October 12, 2021**

Paul Junger, Major of Police
Dallas Police Department
City of Dallas