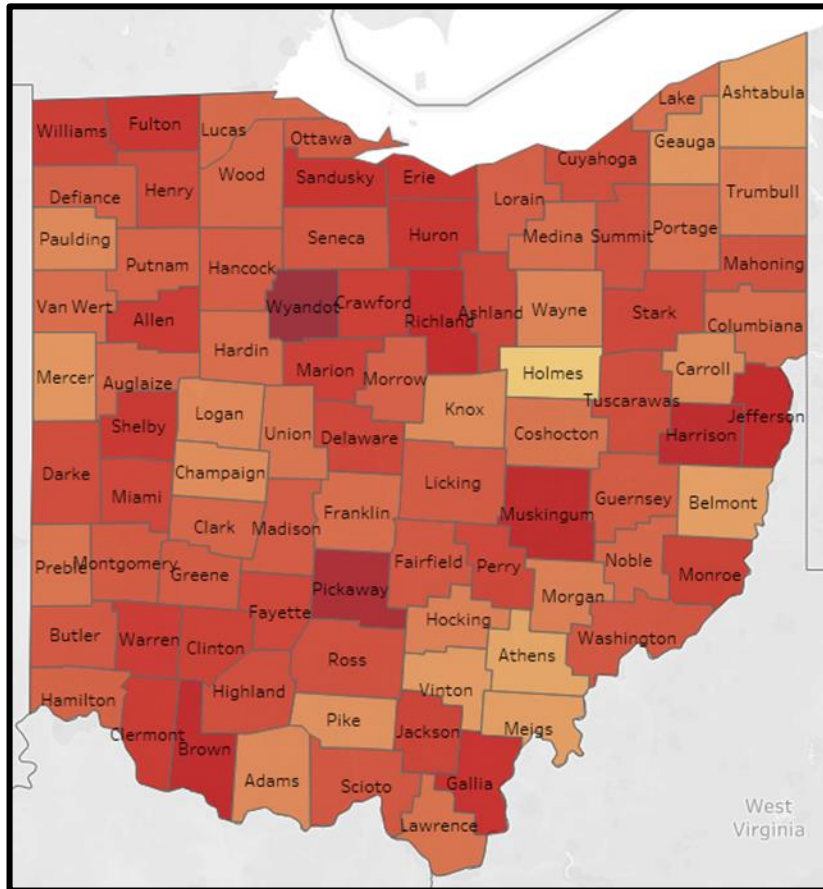
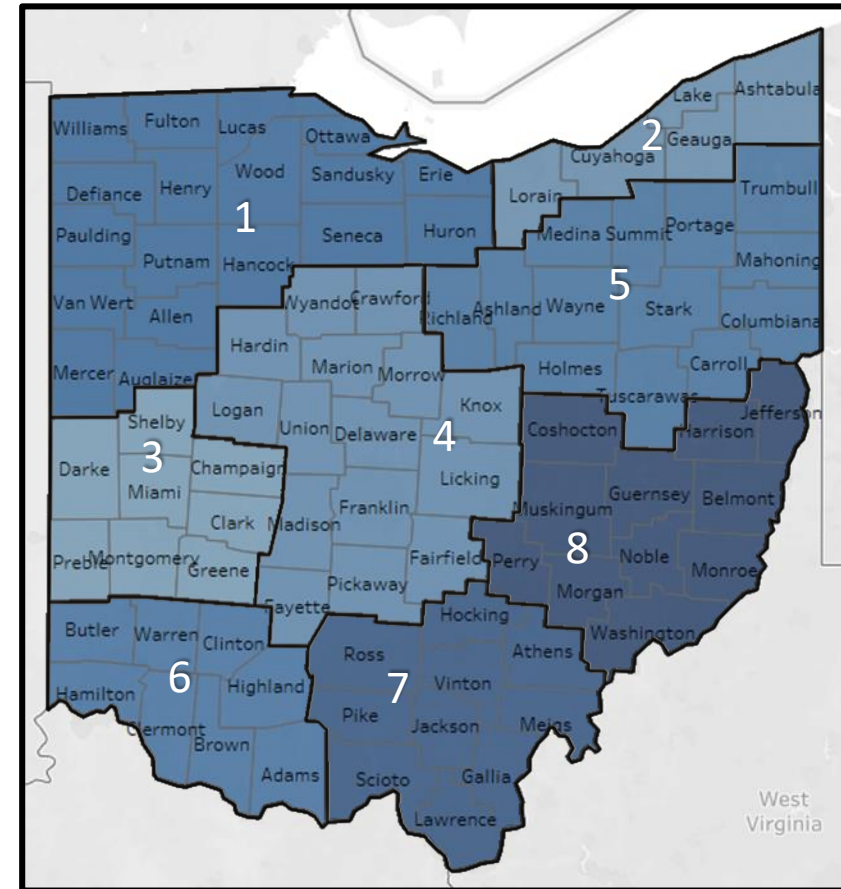


Key Measures

Incidence—Cases per 100,000 Residents Over 2 Weeks



Regional COVID-19 ICU Utilization



Cases per capita values were pulled on 12/23 for the 14-day period of 12/9 to 12/22, and exclude incarcerated individuals.

ICU utilization is calculated as the percentage of all ICU patients who are COVID positive, as a weekly average for each Hospital Preparedness Region.

Cases per 100,000 Residents Over 2 Weeks

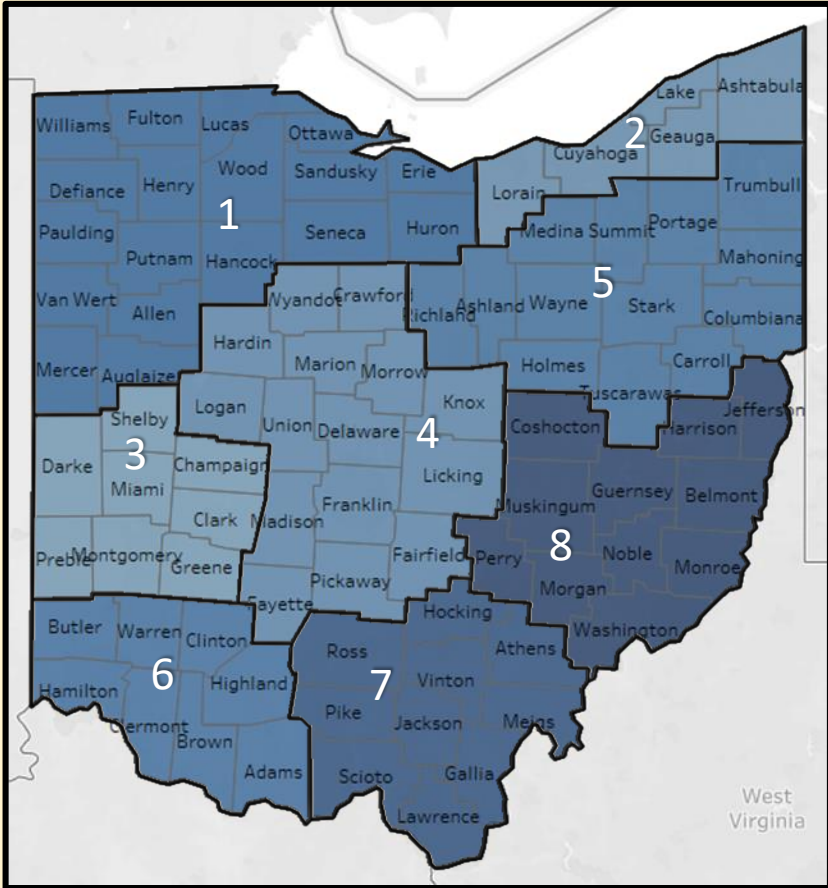
#	County	Cases Per 100K	Case Count	Population
1	Wyandot	1364.1	297	21,772
2	Pickaway	1218.0	712	58,457
3	Harrison	1070.5	161	15,040
4	Muskingum	1056.7	911	86,215
5	Brown	1047.6	455	43,432
6	Jefferson	1027.2	671	65,325
7	Richland	1024.3	1,241	121,154
8	Gallia	966.6	289	29,898
9	Sandusky	962.1	563	58,518
10	Erie	950.6	706	74,266
11	Fulton	949.5	400	42,126
12	Huron	949.1	553	58,266
13	Shelby	942.6	458	48,590
14	Allen	928.2	950	102,351
15	Warren	926.7	2,174	234,602
16	Clermont	923.8	1,907	206,428
17	Williams	918.5	337	36,692
18	Marion	915.6	596	65,093
19	Crawford	911.0	378	41,494
20	Clinton	898.3	377	41,968
21	Monroe	893.5	122	13,654
22	Ashland	882.5	472	53,484

#	County	Cases Per 100K	Case Count	Population
23	Jackson	882.4	286	32,413
24	Fayette	876.4	250	28,525
25	Miami	874.9	936	106,987
26	Delaware	874.4	1,829	209,177
27	Stark	873.2	3,236	370,606
28	Perry	869.0	314	36,134
29	Darke	845.2	432	51,113
30	Henry	844.3	228	27,006
31	Tuscarawas	838.2	771	91,987
32	Highland	836.4	361	43,161
33	Cuyahoga	831.3	10,267	1,235,072
34	Ross	827.0	634	76,666
35	Summit	818.8	4,430	541,013
36	Mahoning	807.7	1,847	228,683
37	Seneca	799.2	441	55,178
38	Fairfield	793.9	1,251	157,574
39	Scioto	790.0	595	75,314
40	Washington	786.2	471	59,911
41	Butler	784.8	3,007	383,134
42	Montgomery	780.0	4,147	531,687
43	Ottawa	779.8	316	40,525
44	Licking	777.4	1375	176,862

#	County	Cases Per 100K	Case Count	Population
45	Greene	776.6	1,312	168,937
46	Guernsey	774.3	301	38,875
47	Madison	773.5	346	44,731
48	Hancock	768.0	582	75,783
49	Morrow	752.9	266	35,328
50	Lorain	751.7	2,329	309,833
51	Defiance	748.3	285	38,087
52	Putnam	738.3	250	33,861
53	Hamilton	736.7	6,022	817,473
54	Clark	726.4	974	134,083
55	Auglaize	716.2	327	45,656
56	Wood	715.5	936	130,817
57	Noble	714.1	103	14,424
58	Lucas	701.3	3,004	428,348
59	Columbiana	692.0	705	101,883
60	Van Wert	689.7	195	28,275
61	Hardin	688.7	216	31,365
62	Medina	685.4	1,232	179,746
63	Franklin	682.9	8,992	1,316,756
64	Lake	673.5	1,550	230,149
65	Portage	667.8	1085	162,466
66	Lawrence	657.6	391	59,463

#	County	Cases Per 100K	Case Count	Population
67	Preble	655.5	268	40,882
68	Union	649.3	383	58,988
69	Coshocton	647.5	237	36,600
70	Trumbull	604.6	1,197	197,974
71	Morgan	599.7	87	14,508
72	Hocking	597.9	169	28,264
73	Wayne	578.2	669	115,710
74	Logan	564.9	258	45,672
75	Paulding	557.0	104	18,672
76	Adams	556.0	154	27,698
77	Knox	543.9	339	62,322
78	Carroll	542.5	146	26,914
79	Champaign	537.5	209	38,885
80	Pike	514.9	143	27,772
81	Geauga	495.5	464	93,649
82	Mercer	488.2	201	41,172
83	Vinton	466.2	61	13,085
84	Ashtabula	454.5	442	97,241
85	Meigs	454.0	104	22,907
86	Belmont	444.7	298	67,006
87	Athens	419.4	274	65,327
88	Holmes	248.0	109	43,960

Regional COVID-19 ICU Utilization



Region 1 – 39.0%

- Allen
- Auglaize
- Defiance
- Erie
- Fulton
- Hancock
- Henry
- Huron
- Lucas
- Mercer
- Ottawa
- Paulding
- Putnam
- Sandusky
- Seneca
- Van Wert
- Williams
- Wood

Region 2 – 25.9%

- Ashtabula
- Cuyahoga
- Geauga
- Lake
- Lorain

Region 3 – 20.8%

- Champaign
- Clark
- Darke
- Greene
- Miami
- Montgomery
- Preble
- Shelby

Region 4 – 27.6%

- Crawford
- Delaware
- Fairfield
- Fayette
- Franklin
- Hardin
- Knox
- Licking
- Logan
- Madison
- Marion
- Morrow
- Pickaway
- Union
- Wyandot

Region 5 – 35.0%

- Ashland
- Carroll
- Columbiana
- Holmes
- Mahoning
- Medina
- Portage
- Richland
- Stark
- Summit
- Trumbull
- Tuscarawas
- Wayne

Region 6 – 34.7%

- Adams
- Brown
- Butler
- Clermont
- Clinton
- Hamilton
- Highland
- Warren

Region 7 – 48.3%

- Athens
- Gallia
- Hocking
- Jackson
- Lawrence
- Meigs
- Pike
- Ross
- Scioto
- Vinton

Region 8 – 56.2%

- Belmont
- Coshocton
- Guernsey
- Harrison
- Jefferson
- Monroe
- Morgan
- Muskingum
- Noble
- Perry
- Washington