

1 Stacy Tolchin (CA SBN 217431)
2 Law Offices of Stacy Tolchin
3 634 S. Spring St., Suite 500A
4 Los Angeles, CA 90014
5 Telephone: (213) 622-7450
6 Facsimile: (213) 622-7233
7 Email: Stacy@Tolchinimmigration.com

8 *(continued on next page)*

9 UNITED STATES DISTRICT COURT FOR THE
10 NORTHERN DISTRICT OF CALIFORNIA
11 SAN FRANCISCO / OAKLAND DIVISION

12 Meredith R. BROWN; Kelly RYAN; Jeri
13 FLYNN; Isidro de Jesus RODRIGUEZ
14 SANCHEZ; Nelida ORNELAS RENTERIA;
15 Santos Miguel FLORES AGUILAR; Emma
16 QUEZADA; Manuel CRUZ RENDON; Orlanda
17 URBINA; Juan de DIOS CRUZ ROJAS; Maria
18 de Jesus CALDERON RUIZ; Cristina Lucero
19 RAMIREZ; Noe ZARAGOZA-QUIROZ; Maico
20 MONTOYA-ARELLANO,

21 Plaintiffs,

22 v.

23 UNITED STATES CUSTOMS AND BORDER
24 PROTECTION,

25 Defendant.

Case No. _____

**Declaration of Stacy
Tolchin in Support of
Complaint for Declaratory
and Injunctive Relief Under
the Freedom of Information
Act**

1 (counsel for Plaintiffs continued)

2 Matt Adams, WSBA No. 28287
3 (application for *pro hac vice* admission forthcoming)
4 Northwest Immigrant Rights Project
5 615 Second Avenue, Suite 400
6 Seattle, WA 98104
7 Telephone: (206) 957-8611
8 Facsimile: (206) 587-4025
9 Email: matt@nwirp.org

7 Trina Realmuto (CA SBN 201088)
8 National Immigration Project
9 of the National Lawyers Guild
10 14 Beacon St., Suite 602
11 Boston, MA 02108
12 Telephone: (617) 227-9727 ext. 8
13 Facsimile: (617) 227-5495
14 Email: trina@nipnlg.org

12 Mary Kenney (WV Bar 2011)
13 Melissa Crow (DC Bar 453487)
14 (applications for *pro hac vice* admission forthcoming)
15 American Immigration Council
16 1331 G Street NW, Suite 200
17 Washington, DC 20005
18 Telephone: (202) 507-7512
19 Facsimile: (202) 742-5619
20 Email: mkenney@immcouncil.org

18 Counsel for Plaintiffs

19
20
21
22
23
24
25
26
27
28

1 Pursuant to 28 U.S.C. § 1746, I hereby declare as follows:

- 2 1. My business address is Law Offices of Stacy Tolchin, 634 S. Spring St., Suite
3 500A, Los Angeles, CA 90014. I am co-counsel for Plaintiffs in the pending
4 litigation entitled Brown et al. v. U. S. Customs and Border Protection. I have
5 attached documents from the internet that are referred to in Plaintiffs' complaint,
6 brought under the Freedom of Information Act ("FOIA").
- 7
- 8 2. The Department of Homeland Security, Privacy Office, 2013 Freedom of
9 Information Act Report to the Attorney General of the United States is available
10 online at [http://www.dhs.gov/sites/default/files/publications/privacy-foia-annual-](http://www.dhs.gov/sites/default/files/publications/privacy-foia-annual-report-fy-2013-dhs_1.pdf)
11 [report-fy-2013-dhs_1.pdf](http://www.dhs.gov/sites/default/files/publications/privacy-foia-annual-report-fy-2013-dhs_1.pdf) (last visited Mar. 11, 2015) and is attached as **Exhibit**
12 **A.**
- 13
- 14 3. The Department of Homeland Security, Privacy Office, 2012 Freedom of
15 Information Act Report to the Attorney General of the United States is available
16 online at [http://www.dhs.gov/sites/default/files/publications/foia/privacy-foia-](http://www.dhs.gov/sites/default/files/publications/foia/privacy-foia-annual-report-fy-2012-dhs.pdf)
17 [annual-report-fy-2012-dhs.pdf](http://www.dhs.gov/sites/default/files/publications/foia/privacy-foia-annual-report-fy-2012-dhs.pdf) (last visited Mar. 11, 2015) and is attached as
18 **Exhibit B.**
- 19
- 20 4. The Department of Homeland Security, Privacy Office, 2011 Freedom of
21 Information Act Report to the Attorney General of the United States is available
22 online at [http://www.dhs.gov/xlibrary/assets/privacy/privacy-foia-annual-report-](http://www.dhs.gov/xlibrary/assets/privacy/privacy-foia-annual-report-fy-2011-dhs.pdf)
23 [fy-2011-dhs.pdf](http://www.dhs.gov/xlibrary/assets/privacy/privacy-foia-annual-report-fy-2011-dhs.pdf) (last visited Mar. 11, 2015) and is attached as **Exhibit C.**
- 24
- 25 5. The annual Budget in Brief for the Department of Homeland Security, FY 2015,
26 is available online at
27 <http://www.dhs.gov/sites/default/files/publications/FY15BIB.pdf> (last visited
28 Mar. 11, 2015). The document is included up to page 7, as the document is over

1 200 pages and too voluminous to include in its totality. Blank pages from the
2 report have been omitted. This document is attached as **Exhibit D**.

3 6. The annual Budget in Brief for the Department of Homeland Security, FY 2014,
4 is available online at

5 [http://www.dhs.gov/sites/default/files/publications/MGMT/FY%202014%20BIB](http://www.dhs.gov/sites/default/files/publications/MGMT/FY%202014%20BIB%20-%20FINAL%20-508%20Formatted%20(4).pdf)
6 [%20-%20FINAL%20-508%20Formatted%20\(4\).pdf](http://www.dhs.gov/sites/default/files/publications/MGMT/FY%202014%20BIB%20-%20FINAL%20-508%20Formatted%20(4).pdf) (last visited Mar. 11, 2015).
7

8 The document is included up to page 6, as the document is over 200 pages and too
9 voluminous to include in its totality. Blank pages from the report have been
10 omitted. This document is attached as **Exhibit E**.

11
12 I declare under penalty of perjury that the above information is true and correct to the
13 best of my knowledge. Executed this 12th day of March 2015 at Los Angeles, CA.
14

15 s/ Stacy Tolchin
16 Stacy Tolchin
17 Law Offices of Stacy Tolchin
18 634 S. Spring St., Suite 500A
19 Los Angeles, CA 90014
20 Telephone: (213) 622-7450
21 Facsimile: (213) 622-7233
22 Email: Stacy@Tolchinimmigration.com
23
24
25
26
27
28

EXHIBIT A



Department of Homeland Security

Privacy Office

2013 Freedom of Information Act Report

to the Attorney General of the United States

February 2014



Homeland
Security

Message from the Chief Freedom of Information Act Officer

I direct your attention to the report that follows and look forward to providing even better and more responsive customer service in the new year.

As has been the case for several years, DHS continues to receive the largest number of FOIA requests of any federal department or agency in each fiscal year (FY), receiving almost 30 percent of all requests received by the Federal Government. Since President Obama took office, DHS has experienced a 45 percent increase in the number of FOIA requests received. In FY 2009, DHS received 103,093 requests, which was already the largest volume of requests. That volume surged each year: 130,098 in FY 2010; 175,656 in FY 2011; and 190,589 in FY 2012. In FY 2013, DHS received a staggering 231,534 FOIA requests.



The volume of requests the Department receives may be due in large part to the interest of the public in DHS's mission and the function of its components. Of particular interest to the public are immigration-related records under the purview of U.S. Customs and Border Protection (CBP), U.S. Immigration and Customs Enforcement (ICE), the Office of Biometric Identity Management (OBIM) within the National Protection and Program Directorate (NPPD), and U.S. Citizenship and Immigration Services (USCIS). These components continue to receive the largest number of requests, receiving 97 percent of all requests in FY 2013.

As a result, DHS also has the largest backlog of pending FOIA requests. In last year's annual report, DHS highlighted a 33 percent decrease in the backlog. In FY 2013 however, the backlog increased from 28,553 to 53,598 due in part to the record-setting number of requests received. Components that process requests seeking immigration-related records (e.g., copies of the Alien File, entry/exit records, detention and deportation records) have the largest backlogs in the Department, with CBP, ICE, NPPD and USCIS comprising 95 percent of the total DHS backlog.

Notably, DHS enjoyed a successful year in closing out the department's ten oldest requests and appeals pending as posted in the FY 2012 report. In this past fiscal year, DHS closed 87 percent of last year's oldest component pending requests as reported in FY 2012. This includes closing all 10 of the oldest DHS agency-wide cases pending as of end of FY 2012. Additionally, DHS closed 86 percent of the 10 combined oldest component appeals pending as of end of FY 2012. This includes closing seven of the oldest DHS agency wide appeals pending as of end of FY 2012. Closing 87 percent of the ten oldest pending requests and 86 percent of the combined oldest component appeals pending represents a significant step not only toward reducing overall backlogs, but also to improving FOIA administration across DHS.

During this reporting period, DHS continues to take steps to enhance its FOIA program by focusing its efforts on eliminating the backlog of overdue requests, offering enhanced training opportunities, and deploying advanced technology. Additionally, the DHS Privacy Office initiated several actions to ensure policy compliance and provide oversight of FOIA processing within the components. DHS issued guidance on the application of Exemption 6, the posting of congressional correspondence logs, and the handling of fee waivers or claims of membership in a preferential fee category. Additionally, DHS monitored monthly and quarterly data processing statistics in its sustained effort toward closing the oldest requests. As a result, many components reported reducing their backlog of overdue requests. For example, USCIS reduced its backlog from 10,727 at the end of FY 2012 to 3,394 at the

end of FY 2013, a 68 percent reduction. DHS will continue to seek opportunities to improve the efficiency and cost-effectiveness of its FOIA operations.

I am proud of the great work our Department has accomplished.

Sincerely,

A handwritten signature in black ink, appearing to be 'K. Neuman', with a long horizontal flourish extending to the right.

Karen Neuman
Chief Freedom of Information Act Officer
U.S. Department of Homeland Security

TABLE OF CONTENTS

I.	Basic Information Regarding Report.....	vi
II.	Making a FOIA Request	vi
III.	Acronyms, Definitions, and Exemptions.....	vi
IV.	Exemption 3 Statutes	1
V.	FOIA Requests	3
	A. Received, Processed, and Pending FOIA Requests	3
	B. (1) Disposition of FOIA Requests - All Processed Requests	4
	(2) Disposition of FOIA Requests - “Other” Reasons for “Full Denials Based on Reasons Other than Exemptions” from Section V, B(1) Chart....	4
	(3) Disposition of FOIA Requests - Number of Times Exemptions Applied....	6
VI.	Administrative Appeals of Initial Determinations of FOIA Requests	6
	A. Received, Processed, and Pending Administrative Appeals.....	6
	B. Disposition of Administrative Appeals - All Processed Appeals	7
	C. (1) Reasons for Denial on Appeal - Number of Times Exemptions Applied....	7
	(2) Reasons for Denial on Appeal - Reasons Other than Exemptions	7
	(3) Reasons for Denial on Appeal - “Other” Reasons from Section VI, C(2) Chart.....	8
	(4) Response Times for Administrative Appeals.....	9
	(5) Ten Oldest Pending Administrative Appeals	9
VII.	FOIA Requests: Response Times for Processed and Pending Requests.....	10
	A. Processed Requests - Response Time for All Processed Perfected Requests..	10
	B. Processed Requests - Response Time for Perfected Requests in Which Information was Granted	10
	C. Processed Requests - Response Time in Day Increments	11
	(1) Simple Requests Response Time in Day Increments.....	11
	(2) Complex Requests Response Time in Day Increments	11
	(3) Requests Granted Expedited Processing Response Time in Day Increments.....	12
	D. Pending Requests - All Pending Perfected Requests	12
	E. Pending Requests - Ten Oldest Pending Perfected Requests	13
VIII.	Requests for Expedited Processing and Requests for Fee Waivers	14
	A. Requests for Expedited Processing	14
	B. Requests for Fee Waiver.....	14
IX.	FOIA Personnel and Costs.....	15
X.	Fees Collected for Processing Requests	15
XI.	FOIA Regulations (Including Fee Schedule).....	15

XII. Backlogs, Consultations, and Comparisons.....	16
A. Backlogs of FOIA Requests and Administrative Appeals.....	16
B. Consultations on FOIA Requests - Received, Processed, and Pending Consultations.....	16
C. Consultations on FOIA Requests - Ten Oldest Consultations Received from Other Agencies and Pending.....	17
D. (1) Comparison of Numbers of Requests from Previous and Current Annual Report - Requests Received, Processed, and Backlogged	18
(2) Comparison of Backlogged Requests from Previous and Current Annual Report.....	18
E. (1) Comparison of Numbers of Administrative Appeals from Previous and Current Annual Report - Appeals Received, Processed, and Backlogged	19
(2) Comparison of Backlogged Administrative Appeals from Previous and Current Annual Report.....	19
 APPENDICES.....	20
 APPENDIX A: Composition of the Department of Homeland Security.....	20
 APPENDIX B: Organization of the Department of Homeland Security Chart.....	23
 APPENDIX C: Names, Addresses, and Contact Information For DHS FOIA Officers	24

I. Basic Information Regarding Report

1. Questions regarding this report may be directed to:

Delores J. Barber
Deputy Chief FOIA Officer
Privacy Office
U.S. Department of Homeland Security
245 Murray Drive SW, Mail Stop 0655
Washington, DC 20528-0655
Phone: 202-343-1743; Fax: 202-343-4011

2. This report can be downloaded from the DHS FOIA website at <http://www.dhs.gov/FOIA>.

3. Requests for this report in paper form may also be directed to the Deputy Chief FOIA Officer, as listed above.

II. Making a FOIA Request

1. Names, addresses, and contact numbers for DHS FOIA Officers can be found on our website at <http://www.dhs.gov/FOIA>.

2. Brief description why requests are not granted:

The records maintained by the Department often contain private information on individuals or involve law enforcement matters. Because law enforcement records are of such interest to subjects of investigation, victims of crime, and the public at large, these records are often requested under the Freedom of Information Act. The Department commonly invokes exemptions 6 and 7(C) to prevent unwarranted injury to the privacy interests of individuals, and exemption 7(E) to protect against the disclosure of law enforcement techniques, procedures, and guidelines.

III. Acronyms, Definitions, and Exemptions

1. Agency-specific acronyms or other terms.
 - a. CBP U.S. Customs and Border Protection
 - b. CFO Chief Financial Officer
 - c. CISOMB Citizenship and Immigration Services Ombudsman
 - d. CRCL Office for Civil Rights & Civil Liberties
 - e. DNDO Domestic Nuclear Detection Office
 - f. ESEC Office of the Executive Secretary
 - g. FEMA Federal Emergency Management Agency
 - h. FLETC Federal Law Enforcement Training Center
 - i. I&A Office of Intelligence and Analysis
 - j. IGA Office of Intergovernmental Affairs
 - k. ICE U.S. Immigration and Customs Enforcement
 - l. MGMT Management Directorate
 - m. NCSC National Cyber Security Center

n.	NPPD	National Protection and Programs Directorate
o.	OBIM	Office of Biometric Identity Management
p.	OGC	Office of the General Counsel
q.	OHA	Office of Health Affairs
r.	OIG	Office of Inspector General
s.	OLA	Office of Legislative Affairs
t.	OPA	Office of Public Affairs
u.	OPS	Office of Operations Coordination and Planning
v.	PLCY	Office of Policy
w.	PRIV	Privacy Office
x.	S&T	Science and Technology Directorate
y.	TSA	Transportation Security Administration
z.	USCG	United States Coast Guard
aa.	USCIS	United States Citizenship and Immigration Services
bb.	USSS	United States Secret Service

2. Definition of terms, expressed in common terminology.

- a. **Administrative Appeal** – A request to a federal agency asking that it review at a higher administrative level a FOIA determination made by the agency at the initial request level.
- b. **Average Number** – The number obtained by dividing the sum of a group of numbers by the quantity of numbers in the group. For example, of 3, 7, and 14, the average number is 8, determined by dividing 24 by 3.
- c. **Backlog** – The number of requests or administrative appeals that are pending at an agency at the end of the fiscal year that are beyond the statutory time period for a response.
- d. **Component** – For agencies that process requests on a decentralized basis, a “component” is an entity, also sometimes referred to as an Office, Division, Bureau, Center, or Directorate, within the agency that processes FOIA requests. The FOIA now requires that agencies include in the Annual FOIA Report data for both the agency overall and for each principal component of the agency.
- e. **Consultation** – The procedure whereby the agency responding to a FOIA request first forwards a record to another agency for its review because that other agency has an interest in the document. Once the agency in receipt of the consultation finishes its review of the record, it provides its views on the record to the agency that forwarded it. That agency, in turn, will then respond to the FOIA requester.
- f. **Exemption 3 Statute** – A federal statute other than FOIA that exempts information from disclosure and which the agency relies on to withhold information under subsection (b)(3) of the FOIA.*

* Pursuant to 5 U.S.C. § 552(b)(3) as amended by sec. 564 of Public Law 111-83, a statute enacted after

- g. **FOIA Request** – A FOIA request is generally a request to a federal agency for access to records concerning another person (i.e., a “third-party” request), an organization, or a particular topic of interest. Moreover, because requesters covered by the Privacy Act who seek records concerning themselves (i.e., “first-party” requesters) are afforded the benefit of the access provisions of both FOIA and the Privacy Act, the term “FOIA request” also includes any such “first-party” requests when an agency determines that it must search beyond its Privacy Act “systems of records” or when the agency applies a Privacy Act exemption and therefore looks to FOIA to afford the greatest possible access. DHS applies this same interpretation of the term “FOIA request” even to “first-party” requests from persons not covered by the Privacy Act, e.g., non-U.S. citizens, because DHS by policy provides such persons the ability to access their own records in DHS’s Privacy Act “mixed systems of records” as if they are subject to the Privacy Act’s access provisions, and DHS processes the requests under FOIA as well. Thus, all requests that require DHS to utilize FOIA in responding to the requester are included in this Report.)

Additionally, a FOIA request includes records referred to the agency for processing and direct response to the requester. It does not, however, include records for which the agency has received a consultation from another agency. (Consultations are reported separately in Section XII of this Report.)

- h. **Full Grant** – An agency decision to disclose all records in full in response to FOIA request.
- i. **Full Denial** – An agency decision not to release any records in response to a FOIA request because the records are exempt in their entirety under one or more of the FOIA exemptions, or because of a procedural reason, such as when no records could be located.
- j. **Median Number** – The middle, not average, number. For example, of 3, 7, and 14, the median number is 7.
- k. **Multi-Track Processing** – A system in which simple requests requiring relatively minimal review are placed in one processing track and more voluminous and complex requests are placed in one or more other tracks. Requests granted expedited processing are placed in yet another track. Requests in each track are processed on a first in/first out basis.
- i. **Expedited Processing** – An agency will process a FOIA request on an expedited basis when a requester satisfies the requirements for expedited processing as set forth in the statute and in agency regulations.

- ii. **Simple Request** – A FOIA request that an agency using multi-track processing places in its fastest (non-expedited) track based on the volume and/or simplicity of records requested.
 - iii. **Complex Request** – A FOIA request that an agency using multi-track processing places in a slower track based on the high volume and/or complexity of the records requested.
 - l. **Partial Grant/Partial Denial** – An agency decision to disclose portions of the records and to withhold other portions that are exempt under the FOIA, or to otherwise deny a portion of the request for a procedural reason.
 - m. **Pending Request or Pending Administrative Appeal** – A request or administrative appeal for which an agency has not taken final action in all respects.
 - n. **Perfected Request** – A request for records that reasonably describes such records and is made in accordance with published rules stating the time, place, fees (if any) and procedures to be followed.
 - o. **Processed Request or Processed Administrative Appeal** – A request or administrative appeal for which an agency has taken final action in all respects.
 - p. **Range in Number of Days** – The lowest and highest number of days to process requests or administrative appeals
 - q. **Time Limits** – The time period in the statute for an agency to respond to a FOIA request (ordinarily 20 working days from receipt of a perfected FOIA request.)
3. Concise descriptions of FOIA exemptions:
- a. **Exemption 1:** classified national defense and foreign relations information
 - b. **Exemption 2:** internal agency rules and practices (personnel)
 - c. **Exemption 3:** information that is prohibited from disclosure by another federal law
 - d. **Exemption 4:** trade secrets and other confidential business information
 - e. **Exemption 5:** inter-agency or intra-agency communications that are protected by legal privileges.
 - f. **Exemption 6:** information involving matters of personal privacy
 - g. **Exemption 7:** records or information compiled for law enforcement purposes, to the extent that the production of those records A) could reasonably be expected to interfere with enforcement proceedings, B) would deprive a person of a right to a

fair trial or an impartial adjudication, C) could reasonably be expected to constitute an unwarranted invasion of personal privacy, D) could reasonably be expected to disclose the identity of a confidential source, E) would disclose techniques and procedures for law enforcement investigations or prosecutions, or would disclose guidelines for law enforcement investigations or procedures, or F) could reasonably be expected to endanger the life or physical safety of any individual.

- h. **Exemption 8:** information relating to the supervision of financial institutions
- i. **Exemption 9:** geological information on wells

IV. Exemption 3 Statutes

Statute	Type of Information Withheld	Case Citation	Number of Times Relied upon per Component		Total Number of Times Relied upon by Agency
10 U.S.C. § 130b	Personally identifiable information pertaining to members of the armed forces assigned to "routinely deployable unit[s]" and certain employees of DOD and DHS	<u>Hiken v. DOD</u> , 521 F. Supp. 2d 1047, 1062 (N.D. Cal. 2007); <u>O'Keefe v. DOD</u> , 463 F. Supp. 2d 317, 325 (E.D.N.Y. 2006); <u>Windel v. United States</u> , No. A02-306, 2005 WL 846206, at *2.	USCG	1	1
10 U.S.C. § 424	Organization or any function of, and certain information pertaining to, employees of the Defense Intelligence Agency	<u>Physicians for Human Rights v. DOD</u> No RDB-08-273, 2011 WL 1495942, at *7 (D.D.C. Apr 19, 2011); <u>Miller v DOJ</u> , 562 F. Supp 2d 82, 112 (D.D.C. 2008); <u>Wickwire Gavin, P.C. v. Def Intelligence Agency</u> , 330 F. Supp 2d 592, 602 (E.D. Va 2004).	USCG	1	1
18 U.S.C. § 1461	Mailing Obscene or Crime-Inciting Matter		USSS	1	1
18 U.S.C. §§ 2510-20	Wiretap requests and the content of any wire, oral, or electronic communication obtained through wiretaps	<u>Mendoza v. DEA</u> , No. 07-5006, 2007 U.S. App. LEXIS 22175 (D.C. Cir. Sept. 14, 2007) (per curiam); <u>Lam Lek Chong v. DEA</u> , 929 F.2d 729, 733 (D.C. Cir. 1991); <u>Payne v. DOJ</u> , No. 96-30840, slip op. at 5-6 (5th Cir. July 11, 1997).	USSS	1	1
18 U.S.C. § 2722(a)	Prohibits the disclosure of personal information from a motor vehicle record		OIG	2	2
18 U.S.C. § 3509(d) (Federal Victims' Protection and Rights Act)	Information related to child pornography victims	<u>Tampico v. EOUSA</u> , No. 04-2285, slip op. at 8 (D.D.C. Apr. 29, 2005).	ICE	6	6
26 U.S.C. §§ 6103	Certain tax return information and certain tax convention information	<u>Church of Scientology v. IRS</u> , 484 U.S. 9, 15 (1987) (26 U.S.C. § 6103); <u>Pac. Fisheries, Inc. v. IRS</u> , No. 09-35618, 2010 WL 3611645, at *2 (9 th Cir. September 15, 2010)(unpublished disposition); <u>Tax Analysts v. IRS</u> , 217 F. Supp. 2d 23, 27-29 (D.D.C. 2002) (26 U.S.C. § 6105).	USCIS	1,740	1,740
31 U.S.C. § 5319 (Bank Secrecy Act)	Reports pertaining to monetary instruments transactions filed under subchapter II of chapter 53 of title 31 and records of those reports	<u>Hulsten v. DEA</u> No.10-4112, 2011 U.S. Dist. LEXIS 25788, at *7-8 (N.D. Iowa Mar. 11, 2011); <u>Berger v. IRS</u> , 487 F. Supp. 2d 482, 496-97 (D.N.J. 2007), aff'd on other grounds, 288 F. App'x 829 (3d Cir. 2008), cert. denied, 129 S. Ct. 2789 (U.S. 2009); <u>Sciba v. Bd. of Governors of the Fed. Reserve Sys.</u> , No. 04-1011, 2005 WL 3201206, at *6 (D.D.C. Nov. 4, 2005).	ICE USSS	2 1	3

Statute	Type of Information Withheld	Case Citation	Number of Times Relied upon per Component		Total Number of Times Relied upon by Agency
U.S.C. § 4702(b)	Contractor proposals that are in the possession or control of an executive agency and that have not been set forth or incorporated by reference into contracts	<u>Sinkfield v. HUD</u> , No. 10-885, 2012 U.S. Dist. LEXIS 35233, at *13-15 (S.D. Ohio Mar. 15, 2012); <u>Hornbostel v. U.S. Dep't of the Interior</u> , 305 F. Supp. 2d 21, 30 (D.D.C. 2003), <u>summary affirmance granted</u> , 2004 WL 1900562 (D.C. Cir. Aug. 25, 2004).	CBP FEMA ICE NPPD PRIV S&T TSA	1 5 1 5 3 3 3	22
41 U.S.C. § 2102	Contractor bid or proposal information; source selection information	<u>Legal & Safety Employer Research, Inc. v. U.S. Dep't of the Army</u> , No. Civ. S001748, 2001 WL34098652, at *3-4 (E.D. Cal. 2001) dictum).	CBP	1	1
42 U.S.C. § 262a(h)	Enhanced control of dangerous biological agents and toxins/bio-terrorism information		S&T	2	2
49 U.S.C. § 114(s)	Information obtained or developed in carrying out security under the authority of the Aviation and Transportation Security Act or under chapter 449 of this title	<u>Tooley v. Bush</u> , No. 06-306, 2006 WL 3783142, at *19 (D.D.C. Dec. 21, 2006), <u>aff'd</u> on other grounds, 586 F. 3d 1006 (D.C. Cir. 2009); <u>Gordon v. FBI</u> , 390 F. Supp. 2d 897, 900 (N.D. Cal. 2004).	CBP ICE PRIV	369 2,031 1	2,401
49 U.S.C. § 1114(c) (Transportation Safety Act of 1974)	Certain "cockpit voice or video recorder recording[s] or transcript[s] of communications by and between flight crew members and ground stations pertaining to [] incident[s] investigated by the [National Transportation Safety] Board"	<u>McGilvra v. NTSB</u> , 840 F. Supp. 100, 102 (D.Colo. 1993)	OIG TSA USCG	1 133 2	136
50 U.S.C. § 403-1(i)(1) (National Security Act of 1947)	Intelligence sources and methods	<u>CIA v. Sims</u> , 471 U.S. 159, 167 (1985); <u>Berman v. CIA</u> , 501 F.3d 1136, 1137-38, 1140 (9th Cir. 2007); <u>Wolf v. CIA</u> , 473 F.3d 370, 378, 380 (D.C. Cir. 2007).	PRIV	2	2
50 U.S.C. § 403g	Intelligence sources and methods; certain information pertaining to Agency employees, specifically: "the organization, functions, names, official titles, salaries, or numbers of personnel employed by the Agency"	<u>Larson v. Dep't of State</u> , 565 F.3d 857, 865 n.2 (D.C. Cir. 2009); <u>Berman v. CIA</u> , 501 F.3d 1136, 1137-38, 1140 (9th Cir. 2007); <u>Makky v. Chertoff</u> , 489 F. Supp. 2d 421, 442 (D.N.J. 2007), <u>aff'd on other grounds</u> , 541 F. 3d 205 (3d Cir. 2008).	CBP I&A PRIV USCG USSS ICE	18 3 1 2 9 1	34

Statute	Type of Information Withheld	Case Citation	Number of Times Relied upon per Component		Total Number of Times Relied upon by Agency
50 U.S.C. app. § 2411(c) (Export Administration Act of 1979)	Information pertaining to license applications under the Export Administration Act	<u>Wis. Project on Nuclear Arms Control v. U.S. Dep't of Commerce</u> , 317 F.3d 275, 284 (D.C. Cir. 2003); <u>Times Publ'g Co. v. U.S. Dep't of Commerce</u> , 236 F.3d 1286, 1292 (11th Cir. 2001).	S&T	1	1
Fed. R. Crim. P. 6(e), enacted by Act of July 30, 1977, Pub. L. No. 95-78, 91 Stat.319	Certain records pertaining to grand jury proceedings	<u>Sussman v. USMS</u> , 494 F.3d 1106, 1113 (D.C. Cir. 2007); <u>Fund for Constitutional Gov't v. Nat'l Archives & Records Serv.</u> , 656 F.2d 856, 867-68 (D.C. Cir. 1981); <u>Durham v. U.S. Atty. Gen.</u> , No. 06-843, 2008 WL 620744, at *2 (E.D. Tex. Mar. 3, 2008); <u>Cozen O'Connor v. U.S. Dep't of Treasury</u> , 570 F. Supp. 2d 749, 776 (E.D. Pa. 2008).	USCIS	10	10

V. FOIA Requests

A. Received, Processed, and Pending FOIA Requests

Component [†]	Number of Requests Pending as of Start of Fiscal Year	Number of Requests Received in Fiscal Year	Number of Requests Processed in Fiscal Year	Number of Requests Pending as of End of Fiscal Year
CBP	13,513	41,381	14,635	40,259
CRCL	3	73	73	3
FEMA	326 [‡]	798	564	560
FLETC	12	113	122	3
I&A	3	109	78	34
ICE	2,903 [§]	34,161	30,818	6,246
NPPD	2,395	15,187	12,942	4,640
OIG	23	170	142	51
OPS	0	45	45	0
PRIV	85 ^{**}	798	840	43
S&T	1	26	26	1
TSA	573	909	851	631
USCG	760 ^{††}	3,468	3,098	1,130
USCIS	17,024 ^{‡‡}	132,797	138,523	11,298
USSS	853 ^{§§}	1,499	1,575	777

[†] The following information is important to interpret the FOIA request data presented in this Annual Report: PRIV processes and reports on FOIA requests for itself, the Office of the Secretary (including the Military Advisor's Office and the Office of Intergovernmental Affairs), and the following components: CISOMB, DNDO, ESEC, MGMT, OHA, OGC, OLA, OPA, and PLCY; Readers of the Annual Report should consider the contents of this footer to apply, as appropriate, to all tables in the report.

[‡] Number of requests pending as pf start of fiscal year corrected due to component reporting error in FY 2012

[§] There are an unknown number of referred requests from USCIS that were not logged in as of the date of this report, and, therefore are not reflected in the backlog number reported by ICE. Until those requests are processed, it is impossible for DHS to determine if the requests are valid requests that should be reported; DHS will provide revised numbers if necessary once the requests are evaluated.

^{**} Number of requests pending as pf start of fiscal year corrected due to component reporting error in FY 2012

^{††} Number of requests pending as pf start of fiscal year corrected due to component reporting error in FY 2012

^{‡‡} Number of requests pending as pf start of fiscal year corrected due to component reporting error in FY 2012

^{§§} Number of requests pending as pf start of fiscal year corrected due to component reporting error in FY 2012

Component [†]	Number of Requests Pending as of Start of Fiscal Year	Number of Requests Received in Fiscal Year	Number of Requests Processed in Fiscal Year	Number of Requests Pending as of End of Fiscal Year
AGENCY OVERALL	38,474	231,534	204,332	65,676

B. (1) Disposition of FOIA Requests – All Processed Requests

Component	No. of Full Grants	No. of Partial Grants/ Partial Denials	No. of Full Denials Based on Exemptions	Number of Full Denials Based on Reasons Other than Exemptions									Total
				No Records	All Records Referred	Request Withdrawn	Fee-Related Reason	Not Reasonably Described	Improper FOIA Request	Not Agency Record	Duplicate Request	Other	
CBP	1,344	4,891	58	3,072	70	92	20	236	4,435	79	289	49	14,635
CRCL	18	17	0	28	3	3	0	0	4	0	0	0	73
FEMA	103	115	8	85	5	96	4	25	61	3	47	12	564
FLETC	14	41	9	31	4	8	0	0	9	6	0	0	122
I&A	2	14	3	35	5	1	0	3	8	4	0	3	78
ICE	229	26,867	503	1,104	762	67	5	25	397	0	78	781	30,818
NPPD	2,888	7,833	13	2,136	0	1	0	0	40	0	0	31	12,942
OIG	8	84	18	21	2	1	1	0	3	2	0	2	142
OPS	10	12	1	16	4	0	0	0	0	2	0	0	45
PRIV	49	149	49	70	107	11	2	221	97	24	8	53	840
S&T	0	8	1	9	7	0	0	1	0	0	0	0	26
TSA	104	188	103	93	6	71	1	126	122	6	9	22	851
USCG	2,271	192	49	294	1	179	7	8	2	12	39	44	3,098
USCIS	11,774	79,635	3,515	16,073	1,133	94	234	0	9,184	4,706	12,172	3	138,523
USSS	26	254	45	875	12	33	2	15	16	35	5	257	1,575
AGENCY OVERALL	18,840	120,300	4,378	23,942	2,121	701	276	660	14,378	4,879	12,647	1,210	204,332

B. (2) Disposition of FOIA Requests – “Other” Reasons for “Full Denials Based on Reasons Other than Exemptions” from Section V, B(1) Chart

Component	Description	No. of Times Used	Total
CBP	Coordinated by Another Office	15	49
	Records Publicly Available	17	
	Unable to Locate Requestor	10	
	Sent in Error	7	
CRCL	N/A	0	0
FEMA	Coordinated by Another Processing Office	2	12
	Records Publicly Available	6	
	Unable to Locate Requestor	4	
FLETC	N/A	0	0

Component	Description	No. of Times Used	Total
I&A	N/A	0	0
ICE	Aggregated Fugitive Disentitlement Litigation Records Publicly Available Referred Documents are Not Responsive Unable to Locate Requestor	1 532 4 1 160 83	781
NPPD	Duplicate	31	31
OIG	Records Publicly Available	2	2
OPS	N/A	0	0
PRIV	Aggregated Coordinated by Another Program Office Litigation Records Publicly Available Unable to Locate Requestor	3 7 2 31 10	53
S&T	N/A	0	0
TSA	Aggregated Records Publically Available Unable to Locate Requestor, etc.	4 6 12	22
USCG	N/A	0	0
USCIS	Unable to Locate Requestor	3	3

Component	Description	No. of Times Used	Total
USSS	Coordinated by Another Office	1	257
	Nonresponsive to Requests for Additional Information	173	
	Opened in Error	6	
	Records Publicly Available	2	
	Records Referred Not Responsive	27	
	Statute of Limitation Passed	26	
	Unable to Locate Requestor	22	
AGENCY OVERALL			1,210

B. (3) Disposition of FOIA Requests – Number of Times Exemptions Applied

Component	Ex. 1	Ex. 2	Ex. 3	Ex. 4	Ex. 5	Ex. 6	Ex. 7(A)	Ex. 7(B)	Ex. 7(C)	Ex. 7(D)	Ex. 7(E)	Ex. 7(F)	Ex. 8	Ex. 9
CBP	0	211	389	47	41	4,816	40	0	4,830	5	4,730	5	0	0
CRCL	0	0	0	0	9	19	0	0	8	0	2	0	0	0
FEMA	0	5	5	46	21	105	0	0	11	0	5	0	0	0
FLETC	0	1	0	16	11	39	3	0	8	0	6	4	0	0
I&A	0	0	3	4	11	0	0	4	1	7	3	0	0	0
ICE	2	25	2,041	17	13,418	25,931	58	5	25,915	26	24,706	17	0	0
NPPD	0	0	5	25	9	896	5	0	6,022	0	5,969	12	0	0
OIG	0	11	3	8	21	95	18	0	83	9	22	11	0	0
OPS	1	0	0	0	1	10	0	0	10	0	0	0	0	0
PRIV	6	2	7	27	61	142	28	1	27	0	40	1	0	0
S&T	1	0	5	5	5	6	0	0	2	0	3	0	0	0
TSA	1	23	137	22	69	217	26	1	30	0	8	1	0	0
USCG	3	1	6	20	39	133	42	3	94	38	38	0	0	0
USCIS	0	121	1,750	92	41,503	49,679	21	0	65,338	1	61,742	0	0	0
USSS	1	1	12	11	19	204	41	0	203	14	190	2	0	0
AGENCY OVERALL	15	401	4,363	340	55,238	82,292	282	14	102,582	100	97,464	53	0	0

VI. Administrative Appeals of Initial Determinations of FOIA Requests

A. Received, Processed, and Pending Administrative Appeals

Component	No. of Appeals Pending as of Start of Fiscal Year	No. of Appeals Received in Fiscal Year	No. of Appeals Processed in Fiscal Year	No. of Appeals Pending as of End of Fiscal Year
CBP	16	346	354	8
FEMA ***	60	16	45	31
FLETC	0	7	5	2
ICE	0	350	317	33
OGC	111	92	179	24
OIG	14	17	3	28

*** FEMA began processing appeals in FY 2013.

TSA	11	18	22	7
USCG	40	34	45	29
USCIS	105	1,959	2,001	63
USSS	11 ^{†††}	66	75	2
AGENCY OVERALL	368	2,905	3,046	227

B. Disposition of Administrative Appeals – All Processed Appeals

Component	Number Affirmed on Appeal	Number Partially Affirmed & Partially Reversed/Remanded on Appeal	Number Completely Reversed/Remanded on Appeal	Number of Appeals Closed for Other Reasons	Total
CBP	51	49	151	103	354
FEMA	13	3	2	27	45
FLETC	4	0	0	1	5
ICE	110	8	107	92	317
OGC	85	9	14	71	179
OIG	0	0	1	2	3
TSA	11	2	6	3	22
USCG	9	0	24	12	45
USCIS	571	850	380	200	2,001
USSS	28	29	8	10	75
AGENCY OVERALL	882	950	693	521	3,046

C. (1) Reasons for Denial on Appeal – Number of Times Exemptions Applied

Component	Ex. 1	Ex. 2	Ex. 3	Ex. 4	Ex. 5	Ex. 6	Ex. 7(A)	Ex. 7(B)	Ex. 7(C)	Ex. 7(D)	Ex. 7(E)	Ex. 7(F)	Ex. 8	Ex. 9
CBP	0	4	18	8	7	193	2	0	189	3	198	3	0	0
FEMA	0	1	0	4	4	7	0	0	0	0	1	0	0	0
FLETC	0	0	0	1	2	4	1	0	0	0	0	1	0	0
ICE	0	2	16	1	26	120	1	0	102	0	95	0	0	0
OGC	3	0	5	0	13	9	2	0	28	0	32	3	0	0
OIG	0	0	0	0	0	1	1	0	1	0	0	0	0	0
TSA	1	2	4	0	5	5	0	0	2	0	0	0	0	0
USCG	0	0	2	0	3	8	1	0	1	0	2	0	0	0
USCIS	0	1	24	4	653	793	1	0	976	0	925	0	0	0
USSS	0	1	0	15	1	12	23	0	11	0	17	0	0	0
AGENCY OVERALL	4	11	69	33	714	1,152	32	0	1,310	3	1,270	7	0	0

C. (2) Reasons for Denial on Appeal – Reasons Other than Exemptions

Component	No Records	Records Referred at Initial Request Level	Request Withdrawn	Fee-Related Reason	Records not Reasonably Described	Improper Request for Other Reasons	Not Agency Record	Duplicate Request or Appeal	Request in Litigation	Appeal Based Solely on Denial for Expedited Processing	Other *Explain in chart below
CBP	72	4	5	8	0	10	0	0	0	0	4
FEMA	0	4	20	3	0	0	0	0	0	0	0

^{†††} Number of appeals pending in Fiscal Year corrected due to component reporting error in FY 2012

FLETC	1	0	1	0	0	0	0	0	0	0	0
ICE	69	0	0	0	1	2	0	0	1	2	16
OGC	25	0	23	0	5	4	0	1	0	1	84
OIG	0	0	0	0	0	0	0	0	0	0	2
TSA	1	1	0	0	0	1	0	0	0	0	0
USCG	2	0	6	0	0	0	0	1	1	0	2
USCIS	0	0	0	0	0	190	0	10	0	0	0
USSS	4	0	0	0	0	0	2	0	0	0	6
AGENCY OVERALL	174	9	55	11	6	207	2	12	2	3	114

C. (3) Reasons for Denial on Appeal – “Other” Reasons from Section VI, C (2) Chart

Component	Description	No. of Times Used	Total
CBP	Adequacy of Search	2	4
	Records Alternatively Available	1	
	Untimely (>60 days)	1	
FEMA	N/A	0	0
FLETC	N/A	0	0
ICE	Fugitive Disentitlement Upheld	16	16
OGC	Adequacy of Search	36	84
	Constructive Denial	2	
	Coordinated by Another Processing Office	39	
	Improper Appeal	7	
OIG	Moot	2	2
TSA	N/A	0	3
USCG	N/A	0	0
USCIS	N/A	0	0
USSS	Coordinated by Another Office	2	6
	Previously Furnished	2	
	Opened in Error	2	
AGENCY OVERALL			114

C. (4) Response Times for Administrative Appeals

Component	Median Number of Days	Average Number of Days	Lowest Number of Days	Highest Number of Days
CBP	12	16.78	1	256
FEMA	546	641.51	1	1,611
FLETC	21	38.60	10	120
ICE	16	22.16	1	233
OGC	134	169.73	10	1,344
OIG	58	89.66	9	202
TSA	38	58.68	1	234
USCG	124	235.18	3	941
USCIS	17.81	17.79	1	185
USSS	22	35.30	9	103
AGENCY OVERALL	30	132.54	1	1,611

C. (5) Ten Oldest Pending Administrative Appeals

Component	Sub-Row Heading	10th	9th	8th	7th	6th	5th	4th	3rd	2nd	Oldest Appeal
CBP	Date of Receipt	N/A	N/A	2013-09-27	2013-09-27	2013-09-25	2013-09-25	2013-09-25	2013-09-23	2013-09-06	2013-09-06
	Number of Days Pending	0	0	2	2	4	4	4	6	17	17
FEMA	Date of Receipt	2010-11-22	2010-08-27	2010-05-06	2010-04-12	2010-02-17	2009-12-11	2009-08-31	2009-06-25	2009-02-26	2008-11-20
	Number of Days Pending	721	779	858	876	914	954	1,024	1,070	1,154	1,218
FLETC	Date of Receipt	N/A	N/A	N/A	N/A	N/A	N/A	N/A	N/A	2013-09-16	2013-07-15
	Number of Days Pending	0	0	0	0	0	0	0	0	11	55
ICE	Date of Receipt	2013-04-12	2013-03-29	2013-03-29	2013-03-14	2013-03-14	2013-03-14	2013-03-14	2013-01-30	2013-01-24	2013-01-23
	Number of Days Pending	119	129	129	140	140	140	140	170	174	175
OGC	Date of Receipt	2013-07-22	2013-07-16	2013-07-12	2013-07-12	2013-06-18	2013-02-25	2013-02-25	2012-09-05	2012-08-29	2012-06-21
	Number of Days Pending	50	54	56	56	73	153	153	269	273	321
OIG	Date of Receipt	2012-07-25	2012-07-05	2012-07-03	2012-06-28	2012-06-14	2011-03-09	2010-11-10	2010-09-15	2009-01-14	2008-11-14
	Number of Days Pending	298	312	313	316	326	649	728	767	1,182	1,222
TSA	Date of Receipt	N/A	N/A	N/A	2013-09-12	2013-09-09	2013-09-06	2013-09-04	2013-08-19	2013-07-12	2012-11-15
	Number of Days Pending	0	0	0	13	16	17	19	30	56	220
USCG	Date of Receipt	2012-09-21	2012-08-27	2012-08-02	2012-07-30	2012-07-11	2012-07-11	2012-01-07	2011-10-05	2011-04-04	2009-03-10
	Number of Days Pending	257	275	292	295	308	308	436	500	631	1,146
USCIS	Date of Receipt	2013-09-11	2013-09-11	2013-09-09	2013-09-09	2013-09-09	2013-09-04	2013-08-30	2013-08-28	2013-08-23	2013-08-14

Component	Sub-Row Heading	10th	9th	8th	7th	6th	5th	4th	3rd	2nd	Oldest Appeal
	Number of Days Pending	14	14	15	15	15	18	22	23	27	33
USSS	Date of Receipt	N/A	N/A	N/A	N/A	N/A	N/A	N/A	N/A	2013-09-10	2012-09-28
	Number of Days Pending	0	0	0	0	0	0	0	0	15	252
AGENCY OVERALL	Date of Receipt	2010-05-06	2010-04-12	2010-02-17	2009-12-11	2009-08-31	2009-06-25	2009-02-26	2009-01-14	2008-11-20	2008-11-14
	Number of Days Pending	858	876	914	954	1,024	1,070	1,154	1,182	1,218	1,222

VII. FOIA Requests: Response Time for Processed and Pending Requests

A. Processed Requests – Response Time for All Processed Perfected Requests

Component	Simple				Complex				Expedited			
	Median No. of Days	Average No. of Days	Lowest No. of Days	Highest No. of Days	Median No. of Days	Average No. of Days	Lowest No. of Days	Highest No. of Days	Median No. of Days	Average No. of Days	Lowest No. of Days	Highest No. of Days
CBP	129	142.02	1	544	66.5	94.86	1	509	23	38.44	1	119
CRCL	6	6.07	1	12	12	15.8	1	81	N/A	N/A	N/A	N/A
FEMA	100.5	151.37	1	923	94	147.96	1	899	N/A	N/A	N/A	N/A
FLETC	10	19.26	1	181	N/A	N/A	N/A	N/A	N/A	N/A	N/A	N/A
I&A	32	30.93	7	49	35.5	50.86	1	290	N/A	N/A	N/A	N/A
ICE	45	52.79	1	273	37	63.01	2	590	19	28.76	1	149
NPPD	35	44.22	1	243	25	37.26	1	362	13.5	13.5	11	16
OIG	22	29.22	1	119	54	71.2	7	304	117	117	117	117
OPS	2	2.75	1	13	4	5.86	1	19	N/A	N/A	N/A	N/A
PRIV	7	16.47	1	149	38	62.89	1	441	16.5	21.3	9	58
S&T	5	6.75	1	18	94	110.17	67	184	93	93	93	93
TSA	6	7.4	1	20	231	288.44	21	2,120	1	1	1	1
USCG	11	10.83	1	20	35	97.29	2	983	N/A	N/A	N/A	N/A
USCIS	15.76	19.73	1	397	25.35	28.08	1	531	23.98	39.09	5	219
USSS	11	10.79	1	20	92	223.4	21	1,510	N/A	N/A	N/A	N/A
AGENCY OVERALL	11	36.71	1	923	37.5	92.65	1	2,120	21	44.01	1	219

B. Processed Requests – Response Time for Perfected Requests in Which Information Was Granted

Component	Simple				Complex				Expedited			
	Median No. of Days	Average No. of Days	Lowest No. of Days	Highest No. of Days	Median No. of Days	Average No. of Days	Lowest No. of Days	Highest No. of Days	Median No. of Days	Average No. of Days	Lowest No. of Days	Highest No. of Days
CBP	79	120.48	1	544	79	105.96	1	509	23	38.44	1	119
CRCL	3	3.8	2	6	15.5	19.27	2	81	N/A	N/A	N/A	N/A
FEMA	109	139.39	1	532	138	172.63	1	899	N/A	N/A	N/A	N/A
FLETC	17	20.27	1	69	N/A	N/A	N/A	N/A	N/A	N/A	N/A	N/A
I&A	N/A	N/A	N/A	N/A	66.5	105.25	11	281	N/A	N/A	N/A	N/A
ICE	46	51.31	1	273	50	72.51	1	519	18	31.64	1	149
NPPD	55	55.95	1	243	38.5	51.23	3	362	13.5	13.5	11	16
OIG	27	32.9	1	111	69	80.03	10	304	117	117	117	117

Component	Simple				Complex				Expedited			
	Median No. of Days	Average No. of Days	Lowest No. of Days	Highest No. of Days	Median No. of Days	Average No. of Days	Lowest No. of Days	Highest No. of Days	Median No. of Days	Average No. of Days	Lowest No. of Days	Highest No. of Days
OPS	1	1.44	1	3	8	9.5	3	19	N/A	N/A	N/A	N/A
PRIV	14	14	14	14	32.85	28.77	4	43	58	58	58	58
S&T	9	9	8	10	94	110.17	63	184	93	93	93	93
TSA	13	11.45	1	20	273	322.49	21	2,120	N/A	N/A	N/A	N/A
USCG	11	11.22	1	20	30	68.81	6	703	N/A	N/A	N/A	N/A
USCIS	26.72	27.66	1	397	27.4	34.36	2	465	26.37	41.3	5	219
USSS	16	17	15	20	140	238.28	24	1,500	N/A	N/A	N/A	N/A
AGENCY OVERALL	16.5	38.85	1	544	58.25	101.37	1	2,120	26.37	56.12	1	219

C. Processed Requests – Response Time in Day Increments

(1) Simple Requests

Component	1-20 Days	21-40 Days	41-60 Days	61-80 Days	81-100 Days	101-120 Days	121-140 Days	141-160 Days	161-180 Days	181-200 Days	201-300 Days	301-400 Days	401+ Days	Total
CBP	1,730	828	1,071	434	359	288	316	724	354	194	2,561	746	3	9,608
CRCL	28	0	0	0	0	0	0	0	0	0	0	0	0	28
FEMA	38	31	64	57	59	67	65	61	49	47	112	52	54	756
FLETC	82	23	9	6	1	0	0	0	0	1	0	0	0	122
I&A	3	7	2	2	0	0	0	0	0	0	0	0	0	14
ICE	9,380	6,132	7,080	5,230	1,922	1,182	506	966	1,257	404	78	0	0	34,137
NPPD	5,154	3,041	3,019	1,196	657	1,862	88	0	0	0	1	0	0	15,018
OIG	38	27	14	6	1	2	0	0	0	0	0	0	0	88
OPS	20	0	0	0	0	0	0	0	0	0	0	0	0	20
PRIV	151	18	10	8	2	2	1	1	0	0	0	0	0	193
S&T	20	0	0	0	0	0	0	0	0	0	0	0	0	20
TSA	441	0	0	0	0	0	0	0	0	0	0	0	0	441
USCG	2,070	0	0	0	0	0	0	0	0	0	0	0	0	2,070
USCIS	11,947	8,598	732	379	121	63	52	21	16	10	25	3	314	22,281
USSS	720	0	0	0	0	0	0	0	0	0	0	0	0	720
AGENCY OVERALL	31,822	18,705	12,001	7,318	3,122	3,466	1,028	1,773	1,676	656	2,777	801	371	85,516

(2) Complex Requests

Component	1-20 Days	21-40 Days	41-60 Days	61-80 Days	81-100 Days	101-120 Days	121-140 Days	141-160 Days	161-180 Days	181-200 Days	201-300 Days	301-400 Days	401+ Days	Total
CBP	60	42	47	30	21	20	14	27	13	11	32	4	3	324
CRCL	35	8	1	0	1	0	0	0	0	0	0	0	0	45
FEMA	37	53	58	73	32	12	6	11	7	12	33	18	29	381
FLETC	0	0	0	0	0	0	0	0	0	0	0	0	0	0
I&A	26	30	21	8	3	2	0	1	2	2	3	0	0	98
ICE	815	651	307	241	139	164	147	150	101	21	53	17	11	2,817
NPPD	59	41	21	9	4	3	2	0	0	1	0	2	0	142
OIG	5	13	8	9	3	2	3	4	1	1	0	1	0	50
OPS	14	0	0	0	0	0	0	0	0	0	0	0	0	14
PRIV	96	68	42	26	13	18	13	12	5	5	18	0	1	317

S&T	0	0	0	1	3	0	1	0	0	1	0	0	0	6
TSA	0	141	83	48	53	42	41	36	30	28	123	147	304	1,076
USCG	4	559	150	60	35	27	13	16	18	11	42	26	64	1,025
USCIS	32,284	56,052	6,862	6,402	876	807	321	111	53	21	49	6	2,820	106,664
USSS	0	250	83	58	47	36	42	19	35	27	55	39	143	834
AGENCY OVERALL	33,435	57,908	7,683	6,965	1,230	1,133	603	387	265	141	408	260	3,375	113,793

(3) Requests Granted Expedited Processing

Component	1-20 Days	21-40 Days	41-60 Days	61-80 Days	81-100 Days	101-120 Days	121-140 Days	141-160 Days	161-180 Days	181-200 Days	201-300 Days	301-400 Days	401+ Days	Total
CBP	15	5	5	1	1	5	0	0	0	0	0	0	0	32
CRCL	0	0	0	0	0	0	0	0	0	0	0	0	0	0
FEMA	0	0	0	0	0	0	0	0	0	0	0	0	0	0
FLETC	0	0	0	0	0	0	0	0	0	0	0	0	0	0
I&A	0	0	0	0	0	0	0	0	0	0	0	0	0	0
ICE	10	4	1	0	1	0	0	1	0	0	0	0	0	17
NPPD	2	0	0	0	0	0	0	0	0	0	0	0	0	2
OIG	0	0	0	0	0	1	0	0	0	0	0	0	0	1
OPS	0	0	0	0	0	0	0	0	0	0	0	0	0	0
PRIV	8	0	2	0	0	0	0	0	0	0	0	0	0	10
S&T	0	0	0	0	1	0	0	0	0	0	0	0	0	1
TSA	3	0	0	0	0	0	0	0	0	0	0	0	0	3
USCG	0	0	0	0	0	0	0	0	0	0	0	0	0	0
USCIS	14	7	6	1	0	1	0	0	0	1	1	0	0	31
USSS	0	0	0	0	0	0	0	0	0	0	0	0	0	0
AGENCY OVERALL	52	16	14	2	3	7	0	1	0	1	1	0	0	97

D. Pending Requests – All Pending Perfected Requests

Component	Simple			Complex			Expedited		
	Number Pending	Median No. of Days	Average No. of Days	Number Pending	Median No. of Days	Average No. of Days	Number Pending	Median No. of Days	Average No. of Days
CBP	40,062	122	151.2	197	68	98.2	0	N/A	N/A
CRCL	0	N/A	N/A	3	4	3.33	0	N/A	N/A
FEMA	343	156	195.07	217	55	131.67	0	N/A	N/A
FLETC	3	10	22	0	N/A	N/A	0	N/A	N/A
I&A	0	N/A	N/A	36	23.5	27.19	0	N/A	N/A
ICE	5,359	54	75.52	837	82	89.52	2	13.5	13.5
NPPD	4,539	37	39.18	25	18	39.72	0	N/A	N/A
OIG	6	8.5	29.83	42	46	85.38	3	179	162
OPS	0	N/A	N/A	0	N/A	N/A	0	N/A	N/A
PRIV	5	4	4.6	38	.5	91.63	0	N/A	N/A
S&T	0	N/A	N/A	1	136	136	0	N/A	N/A
TSA	68	9	9.12	556	236	290.73	0	N/A	N/A
USCG	265	13	11.31	892	225.5	293.91	0	N/A	N/A
USCIS	1,757	18.5	22.46	8,180	15.07	20.76	3	108.92	102.52
USSS	100	1	5.49	677	304	355.77	0	N/A	N/A
AGENCY OVERALL	52,507	13	51.43	11,701	55	127.83	8	61.21	69.51

E. Pending Requests – Ten Oldest Pending Perfected Requests

Component	Sub-Row Heading	10th	9th	8th	7th	6th	5th	4th	3rd	2nd	Oldest Request
CBP	Date of Receipt	2012-01-27	2012-01-27	2012-01-27	2012-01-27	2012-01-27	2012-01-26	2012-01-26	2012-01-25	2012-01-25	2012-01-25
	Number of Days Pending	423	423	423	423	423	424	424	425	425	425
CRCL	Date of Receipt	N/A	N/A	N/A	N/A	N/A	N/A	N/A	09-30-2013	2013-09-25	2013-09-24
	Number of Days Pending	0	0	0	0	0	0	0	1	4	5
FEMA	Date of Receipt	2010-06-23	2010-04-26	2010-04-12	2010-04-02	2010-02-19	2010-01-20	2009-11-27	2009-07-08	2008-02-03	2007-09-07
	Number of Days Pending	825	866	876	882	912	929	964	1,062	1,420	1,520
FLETC	Date of Receipt	N/A	N/A	N/A	N/A	N/A	N/A	N/A	2013-09-16	2013-09-16	2013-07-26
	Number of Days Pending	0	0	0	0	0	0	0	11	11	46
I&A	Date of Receipt	2013-08-03	2013-08-03	2013-08-03	2013-08-01	2013-07-30	2013-07-24	2013-07-23	2013-07-23	2013-06-26	2013-02-16
	Number of Days Pending	40	40	40	42	42	44	48	49	67	158
ICE	Date of Receipt	2012-05-29	2012-05-24	2012-03-08	2012-02-27	2012-02-14	2012-02-13	2011-12-01	2011-12-01	2011-12-01	2011-10-05
	Number of Days Pending	338	340	395	403	411	412	462	462	462	520
NPPD	Date of Receipt	2013-05-16	2013-05-16	2013-05-16	2013-05-16	2013-05-16	2013-05-16	2013-05-16	2013-04-25	2012-11-10	2012-10-31
	Number of Days Pending	95	95	95	95	95	95	95	110	222	230
OIG	Date of Receipt	2013-03-05	2013-03-01	2013-02-28	2013-02-08	2013-02-01	2013-01-16	2013-01-16	2012-04-24	2012-04-24	2011-12-08
	Number of Days Pending	147	149	150	163	168	180	180	362	362	457
OPS	Date of Receipt	N/A	N/A	N/A	N/A	N/A	N/A	N/A	N/A	N/A	N/A
	Number of Days Pending	0	0	0	0	0	0	0	0	0	0
PRIV	Date of Receipt	2013-03-11	2013-02-27	2013-02-15	2012-10-31	2012-10-08	2012-08-07	2012-08-06	2012-08-03	2012-04-25	2012-03-16
	Number of Days Pending	143	151	159	230	246	289	290	291	361	389
S&T	Date of Receipt	N/A	N/A	N/A	N/A	N/A	N/A	N/A	N/A	N/A	2013-03-20
	Number of Days Pending	0	0	0	0	0	0	0	0	0	136
TSA	Date of Receipt	2010-03-22	2010-2-25	2010-02-25	2010-02-16	2010-01-29	2010-01-15	2010-01-05	2009-11-23	2009-10-26	2008-12-18
	Number of Days Pending	891	908	908	915	922	931	939	964	986	1,199
USCG	Date of Receipt	2010-02-24	2010-02-23	2010-02-23	2010-02-22	2010-02-18	2010-01-11	2009-12-29	2009-12-08	2009-11-30	2009-11-25
	Number of Days Pending	909	910	910	911	913	935	943	957	963	965
USCIS	Date of Receipt	2013-01-03	2012-12-31	2012-12-24	2012-12-12	2012-12-05	2012-11-28	2012-11-19	2012-10-26	2012-07-11	2012-04-19
	Number of Days Pending	188	190	194	202	207	212	218	233	308	365
USSS	Date of Receipt	2007-06-29	2007-06-29	2007-06-29	2007-06-29	2007-06-29	2007-06-29	2007-06-29	2007-06-05	2007-01-09	2006-12-01
	Number of Days Pending	1,568	1,568	1,568	1,568	1,568	1,568	1,568	1,586	1,688	1,713
AGENCY OVERALL	Date of Receipt	2007-06-29	2007-06-29	2007-06-29	2007-06-29	2007-06-29	2007-06-29	2007-06-05	2007-06-05	2007-01-07	2006-12-01
	Number of Days Pending	1,568	1,568	1,568	1,568	1,568	1,568	1,568	1,586	1,688	1,713

VIII. Requests for Expedited Processing and Requests for Fee Waivers**A. Requests for Expedited Processing**

Component	Number Granted	Number Denied	Median Number of Days to Adjudicate	Average Number of Days to Adjudicate	Number Adjudicated within 10 Calendar Days
CBP	32	423	1	1.48	449
CRCL	0	0	N/A	N/A	0
FEMA	0	0	N/A	N/A	0
FLETC	0	0	N/A	N/A	0
I&A	0	2	2	2	2
ICE	17	46	2	3.87	57
NPPD	0	0	N/A	N/A	0
OIG	4	14	8.5	8.66	15
OPS	0	0	N/A	N/A	0
PRIV	10	49	3	5.12	55
S&T	0	1	7	7.33	0
TSA	2	21	1	1.64	22
USCG	0	0	N/A	N/A	0
USCIS	31	821	5	5.74	759
USSS	0	7	1	1	7
AGENCY OVERALL	96	1,384	2	4.09	1,366

B. Requests for Fee Waiver

Component	Number Granted	Number Denied	Median Number of Days to Adjudicate	Average Number of Days to Adjudicate
CBP	10	29	1	8.62
CRCL	0	0	N/A	N/A
FEMA	0	0	N/A	N/A
FLETC	0	0	N/A	N/A
I&A	4	4	4	7.25
ICE	33	33	1	4.86
NPPD	1	3	2	2
OIG	0	17	4	7.23
OPS	0	0	N/A	N/A
PRIV	0	2	7	6.07
S&T	0	0	N/A	N/A
TSA	0	52	0	1.94
USCG	0	0	N/A	N/A
USCIS	68	111	4	6.16
USSS	0	0	N/A	N/A
AGENCY OVERALL	116	251	2	4.90

IX. FOIA Personnel and Costs

Component	Personnel	Costs
-----------	-----------	-------

	Number of “Full Time FOIA Employees”	Number of “Equivalent Full-Time FOIA Employees”	Total Number of “Full-Time FOIA Staff” (Col. 1 + Col. 2)	Processing Costs	Litigation - Related Costs	Total Costs
CBP	34	16.22	50.22	\$4,422,723.41	\$376,815.71	\$4,799,539.12
CRCL	1	0	1	\$108,717.00	\$0.00	\$108,717.00
FEMA	16	20	36	\$3,195,049.00	\$29,000.00	3,224,049.00
FLETC	1	.55	1.55	\$161,453.53	\$0.00	\$161,453.53
I&A	2	1	3	\$158,000.00	\$0.00	\$158,000.00
ICE	48	8.75	56.75	\$4,381,562.00	2,351,390.78	\$6,732,952.78
NPPD	5	0	5	\$484,580.00	\$0.00	\$494,580.00
OIG	4	.25	4.25	\$320,230.88	39,075.80	\$359,306.68
OPS	0	.33	.33	\$39,000.00	\$0.00	\$39,000.00
PRIV	12	4	16	\$2,188,886.04	\$250,000.00	\$2,438,886.04
S&T	1	0	1	\$79,864.00	\$0.00	\$79,864.00
TSA	12	0	12	\$1,053,609.00	\$14,512.00	\$1,068,121.00
USCG	12	28.96	40.96	\$2,755,407.37	\$0.00	\$2,755,407.37
USCIS	229	126.45	355.45	\$20,245,268.00	\$331,726.15	\$20,576,994.15
USSS	16	4.15	20.15	\$1,755,401.25	\$273,129.40	\$2,028,530.65
AGENCY OVERALL	393	210.66	603.66	\$41,359,751.48	\$3,665,649.84	\$45,025,401.32

X. Fees Collected for Processing Requests

Component	Total Amount of Fees Collected	Percentage of Total Costs
CBP	\$312,014.15	7.05%
CRCL	\$0.00	0.00%
FEMA	\$3,215.00	0.10%
FLETC	\$119.00	0.07%
I&A	\$0.00	0.00%
ICE	\$2,691.10	0.06%
NPPD	\$1,040.60	0.21%
OIG	\$76.45	0.02%
OPS	\$0.00	0.00%
PRIV	\$97.00	0.00%
S&T	\$0.00	0.00%
TSA	\$0.00	0.00%
USCG	\$37,155.11	1.35%
USCIS	\$4,066.83	0.02%
USSS	\$0.00	0.00%
AGENCY OVERALL	\$360,475.24	0.87%

XI. FOIA Regulations – The Department of Homeland Security FOIA Implementing Regulations are codified at 6 C.F.R. Part 5, and also can be found at http://www.dhs.gov/xlibrary/assets/FOIA_FedReg_Notice.pdf.

XII. Backlogs, Consultations, and Comparisons**A. Backlogs of FOIA Requests and Administrative Appeals**

Component	Number of Backlogged Requests as of the End of Fiscal Year	Number of Backlogged Appeals as of End of Fiscal Year
CBP	37,848	0
CRCL	0	0
FEMA	496	31
FLETC	1	1
I&A	12	0
ICE	4,714	32
NPPD	3,099	0
OGC	0	13
OIG	34	28
OPS	0	0
PRIV	20	0
S&T	1	0
TSA	546	7
USCG	877	29
USCIS	3,394	3
USSS	719	1
AGENCY OVERALL	51,761	145

B. Consultations on FOIA Requests – Received, Processed, and Pending Consultations

Component	Number of Consultations Received from Other Agencies that Were Pending at Your Agency as of Start of the Fiscal Year	Number of Consultations Received from Other Agencies During the Fiscal Year	Number of Consultations Received from Other Agencies that Were Processed by Your Agency During the Fiscal Year	Number of Consultations Received from Other Agencies that were Pending at Your Agency as of the End of the Fiscal Year
CBP	5	66	45	26
CRCL	0	2	2	0
FEMA	2	8	9	1
FLETC	0	1	1	0
I&A	4	11	15	0
ICE	4	95	54	45
NPPD	0	0	0	0
OIG	0	5	5	0
OPS	0	10	10	0
PRIV	0 ⁺⁺⁺	32	21	11
S&T	0	3	3	0
TSA	10	8	3	15
USCG	6	0	3	3
USCIS	3	56	58	1
USSS	10 ^{§§§}	21	19	12
AGENCY OVERALL	44	318	248	114

⁺⁺⁺ Corrected number due to component reporting error in FY 2012.

^{§§§} Corrected number due to component reporting error in FY 2012.

C. Consultations on FOIA Requests – Ten Oldest Consultations Received from Other Agencies and Pending

Component	Sub-Row Heading	10th	9th	8th	7th	6th	5th	4th	3rd	2nd	Oldest Request
CBP	Date of Receipt	2013-06-10	2013-05-22	2013-05-07	2013-02-21	2013-01-11	2012-12-13	2012-06-28	2012-05-31	2012-04-10	2012-03-16
	Number of Days Pending	79	91	102	155	182	201	316	336	372	389
CRCL	Date of Receipt	N/A	N/A	N/A	N/A	N/A	N/A	N/A	N/A	N/A	N/A
	Number of Days Pending	0	0	0	0	0	0	0	0	0	0
FEMA	Date of Receipt	N/A	N/A	N/A	N/A	N/A	N/A	N/A	N/A	N/A	2013-09-13
	Number of Days Pending	0	0	0	0	0	0	0	0	0	12
FLETC	Date of Receipt	N/A	N/A	N/A	N/A	N/A	N/A	N/A	N/A	N/A	N/A
	Number of Days Pending	0	0	0	0	0	0	0	0	0	0
I&A	Date of Receipt	N/A	N/A	N/A	N/A	N/A	N/A	N/A	N/A	N/A	N/A
	Number of Days Pending	0	0	0	0	0	0	0	0	0	0
ICE	Date of Receipt	2013-04-10	2013-04-10	2013-04-04	2013-03-28	2013-03-22	2013-02-14	2013-02-14	2013-02-14	2013-02-14	2012-11-02
	Number of Days Pending	121	121	125	130	134	160	160	160	160	228
NPPD	Date of Receipt	N/A	N/A	N/A	N/A	N/A	N/A	N/A	N/A	N/A	N/A
	Number of Days Pending	0	0	0	0	0	0	0	0	0	0
OIG	Date of Receipt	N/A	N/A	N/A	N/A	N/A	N/A	N/A	N/A	N/A	N/A
	Number of Days Pending	0	0	0	0	0	0	0	0	0	0
OPS	Date of Receipt	N/A	N/A	N/A	N/A	N/A	N/A	N/A	N/A	N/A	N/A
	Number of Days Pending	0	0	0	0	0	0	0	0	0	0
PRIV	Date of Receipt	2013-09-16	2013-09-11	2013-09-05	2013-08-09	2013-08-06	2013-08-01	2013-07-16	2013-06-11	2013-04-26	2013-03-26
	Number of Days Pending	11	14	18	36	39	42	54	78	109	132
S&T	Date of Receipt	N/A	N/A	N/A	N/A	N/A	N/A	N/A	N/A	N/A	N/A
	Number of Days Pending	0	0	0	0	0	0	0	0	0	0
TSA	Date of Receipt	2013-05-20	2012-04-10	2012-03-30	2011-09-16	2011-09-16	2011-09-15	2010-10-28	2010-09-03	2010-06-15	2009-12-16
	Number of Days Pending	93	372	379	513	513	514	737	774	831	951
USCG	Date of Receipt	N/A	N/A	N/A	N/A	N/A	N/A	N/A	2012-01-26	2011-05-05	2011-03-21
	Number of Days Pending	0	0	0	0	0	0	0	424	608	641
USCIS	Date of Receipt	N/A	N/A	N/A	N/A	N/A	N/A	N/A	N/A	N/A	2013-05-08
	Number of Days Pending	0	0	0	0	0	0	0	0	0	100
USSS	Date of Receipt	2013-06-20	2013-06-06	2013-04-03	2013-03-19	2013-02-13	2012-12-14	2011-05-10	2010-10-08	2010-10-08	2010-10-08
	Number of Days Pending	71	81	126	137	161	200	605	750	750	750
AGENCY OVERALL	Date of Receipt	2011-05-10	2011-05-05	2011-03-21	2010-10-28	2010-10-08	2010-10-08	2010-10-08	2010-09-03	2010-06-15	2009-12-16
	Number of Days Pending	605	608	641	737	750	750	750	774	831	951

D. (1) Comparison of Numbers of Requests from Previous and Current Annual Report – Requests Received, Processed, and Backlogged

Component	Number of Requests Received		Number of Requests Processed	
	Received During Fiscal Year from Last Year's Annual Report	Received During Fiscal Year from Current Annual Report	Processed During Fiscal Year from Last Year's Annual Report	Processed During Fiscal Year from Current Annual Report
CBP	33,243	41,381	26,571	14,635
CRCL	84	73	87	73
FEMA	761	798	952	564
FLETC	109	113	102	122
I&A	96	109	115	78
ICE	24,073	34,161	21,220	30,818
NPPD	7,105	15,187	4,891	12,942
OIG	180	170	166	142
OPS	60	45	60	45
PRIV	899	798	868	840
S&T	36	26	37	26
TSA	861	909	949	851
USCG	3,700	3,468	3,256	3,098
USCIS	117,787	132,797	145,278	138,523
USSS	1,595	1,499	1,343	1,575
AGENCY OVERALL	190,589	231,534	205,893	204,332

D. (2) Comparison of Backlogged Requests from Previous and Current Annual Report

Component	Number of Backlogged Requests as of End of the Fiscal Year from Previous Annual Report	Number of Backlogged Requests as of End of the Fiscal Year from Current Annual Report
CBP	10,648	37,848
CRCL	0	0
FEMA	306	496
FLETC	2	1
I&A	3	12
ICE	2,903****	4,714
NPPD	2,288	3,099
OIG	11	34
OPS	0	0
PRIV	23	20
S&T	0	1
TSA	542	546
USCG	782	877
USCIS	10,727	3,394
USSS	778	719
AGENCY OVERALL	29,013	51,761

**** Number of backlogged requests in Fiscal Year corrected due to component reporting error in FY 2012

E. (1) Comparison of Numbers of Administrative Appeals from Previous and Current Annual Report – Appeals Received, Processed, and Backlogged

Component	Number of Appeals Received		Number of Appeals Processed	
	Received During Fiscal Year from Last Year's Annual Report	Received During Fiscal Year from Current Annual Report	Processed During Fiscal Year from Last Year's Annual Report	Processed During Fiscal Year from Current Annual Report
CBP	474	346	476	354
FEMA ^{††††}	60	16	0	45
FLETC	1	7	1	5
ICE	288	350	303	317
OGC	113	92	161	179
OIG	19	17	19	3
TSA	32	18	25	22
USCG	35	34	51	45
USCIS	1,349	1,959	1,431	2,001
USSS	34	66	23	75
AGENCY OVERALL	2,405	2,905	2,490	3,046

(2) Comparison of Backlogged Administrative Appeals from Previous and Current Annual Report

Component	Number of Backlogged Appeals as of End of the Fiscal Year from Previous Annual Report	Number of Backlogged Appeals as of End of the Fiscal Year from Current Annual Report
CBP	0	0
FEMA ^{††††}	60	31
FLETC	0	1
ICE	0	32
OGC	99	13
OIG	13	28
TSA	10	7
USCG	33	29
USCIS	10	3
USSS	0	1
AGENCY OVERALL	225	145

^{††††} Number of appeals received in Fiscal Year corrected due to component reporting error in FY 2012

^{††††} Number of appeals received in Fiscal Year corrected due to component reporting error in FY 2012

APPENDIX A: Composition of the Department of Homeland Security

The Office of the Secretary oversees Department of Homeland Security (DHS) efforts to counter terrorism and enhance security, secure and manage our borders while facilitating trade and travel, enforce and administer our immigration laws, safeguard and secure cyberspace, build resilience to disasters, and provide essential support for national and economic security - in coordination with federal, state, local, international, tribal and private sector partners.

Offices:

The Citizenship and Immigration Services Ombudsman (CISOMB) provides recommendations for resolving individual and employer problems with the United States Citizenship and Immigration Services in order to ensure national security and the integrity of the legal immigration system.

The Office for Civil Rights and Civil Liberties (CRCL) supports the Department as it secures the Nation while preserving individual liberty, fairness, and equality under the law.

The Office of the Executive Secretariat (ESEC) assures the accurate and timely dissemination of information and written communications from throughout the Department and our homeland security partners to and from the Secretary and Deputy Secretary.

The Office of Intergovernmental Affairs (IGA) promotes an integrated national approach to homeland security by ensuring, coordinating, and advancing federal interaction with state, local, tribal, and territorial governments.

The Military Advisor's Office advises on facilitating, coordinating, and executing policy, procedures, preparedness activities, and operations between the Department and the Department of Defense.

The Office of the General Counsel (OGC) integrates approximately 1700 lawyers from throughout the Department comprised of a headquarters office with subsidiary divisions and the legal programs for eight Department components.

The Office of Inspector General (OIG) conducts independent and objective inspections, audits, and investigations to provide oversight and promote excellence, integrity, and accountability in DHS programs and operations.

The Office of Legislative Affairs (OLA) serves as primary liaison to members of Congress and their staffs.

The Office of Public Affairs (OPA) coordinates the public affairs activities of all of the Department's components and offices.

The Privacy Office (PRIV) works to preserve and enhance privacy protections for all individuals and to promote transparency of Department operations.

Department Components and Directorates:

United States Customs and Border Protection (CBP) is responsible for securing the border against all transnational threats and facilitating trade and travel while enforcing hundreds of U.S. regulations, including immigration and drug laws.

The Domestic Nuclear Detection Office (DNDO) works to enhance the nuclear detection efforts of federal, state, territorial, tribal, and local governments, and the private sector and to ensure a coordinated response to such threats.

The Federal Emergency Management Agency (FEMA) supports our citizens and first responders to ensure that as a nation we work together to build, sustain, and improve our capability to prepare for, protect against, respond to, recover from, and mitigate all hazards.

The Federal Law Enforcement Training Centers (FLETC) mission is "We train those who protect our homeland." To carry out this mission, the FLETC serves as an interagency law enforcement training organization for 91 federal agencies or Partner Organizations. The FLETC also provides training to state, local, rural, tribal, territorial, and international law enforcement agencies.

The Office of Intelligence and Analysis (I&A) is responsible for equipping the Homeland Security Enterprise with the information and intelligence it needs to keep the United States safe, secure, and resilient.

United States Immigration and Customs Enforcement (ICE) promotes homeland security and public safety through the criminal and civil enforcement of federal laws governing border control, customs, trade, and immigration.

The Management Directorate provides Department-wide leadership and direction on the full spectrum of management issues. These efforts include integrating common operating standards; managing the Department's delegations and directives; leading investment and portfolio management; and administering six functional lines of business, which are financial management, human resources, facilities and logistics, information technology, security and procurement.

The Directorate for National Protection and Programs (NPPD) leads the national effort to protect and enhance the resilience of the Nation's physical and cyber infrastructure.

The Office of Health Affairs (OHA) coordinates all medical activities of the Department of Homeland Security to ensure appropriate preparation for and response to incidents having medical significance.

The Office of Operations Coordination and Planning (OPS) provides decision support and enables the execution of homeland security responsibilities across the enterprise; promotes situational awareness and information sharing; integrates and synchronizes strategic operations and planning; and administers the DHS continuity program.

The Office of Policy (PLCY) develops Department-wide policies, programs and planning to promote and ensure quality, consistency and integration across all homeland security missions.

The Transportation Security Administration (TSA) protects the nation's transportation systems to ensure freedom of movement for people and commerce.

The United States Coast Guard (USCG) is one of the five armed forces of the United States and the only military organization within the Department of Homeland Security. The Coast Guard protects the maritime economy and the environment, defends our maritime borders, and saves those in peril.

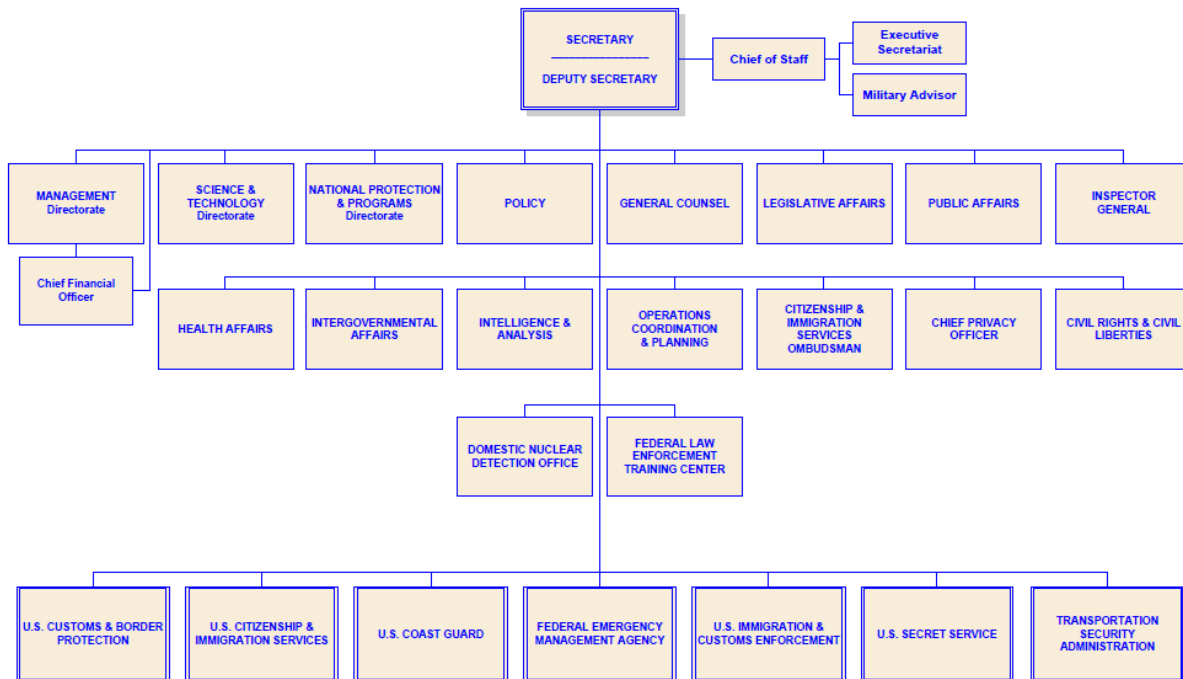
United States Citizenship and Immigration Services (USCIS) grants immigration and citizenship benefits, promotes awareness and understanding of citizenship, and ensures the integrity of our immigration system.

The Directorate for Science and Technology (S&T) strengthens America's security and resiliency by providing knowledge products and innovative technology solutions for the Homeland Security Enterprise.

The United States Secret Service (USSS) safeguards the nation's financial infrastructure and payment systems to preserve the integrity of the economy, and protects national leaders, visiting heads of state and government, designated sites, and National Special Security Events.

APPENDIX B: Organization of the Department of Homeland Security Chart

U.S. DEPARTMENT OF HOMELAND SECURITY



APPENDIX C: Names, Addresses, and Contact Information for DHS FOIA Officers

Department of Homeland Security Chief FOIA Officer

Karen Neuman
Chief FOIA Officer
Privacy Office

U.S. Department of Homeland Security
245 Murray Lane, SW, Mail Stop 0655
Washington, DC 20528-0655

Delores J. Barber

Deputy Chief FOIA Officer
Privacy Office

U.S. Department of Homeland Security
245 Murray Lane, SW, Mail Stop 0655
Washington, DC 20528-0655

Department of Homeland Security Component FOIA Officers

Privacy Office

Dr. James V.M.L. Holzer
Senior Director, FOIA Operations
Ph: 202-343-1743; Fax: 202-343-4011
U.S. Department of Homeland Security
245 Murray Lane, SW, Mail Stop 0655
Washington, DC 20528-0655

Privacy Office

Rose Bird
Director, FOIA Improvement
Ph: 202-343-1743; Fax: 202-343-4011
U.S. Department of Homeland Security
245 Murray Lane, SW, Mail Stop 0655
Washington, DC 20528-0655

U.S. Citizenship and Immigration Services

Jill Eggleston
Ph: 816-350-5521; Fax: 816-350-1793
National Records Center, FOIA/PA Office
P. O. Box 648010
Lee's Summit, MO 64064-8010

Office for Civil Rights and Civil Liberties

Fernando Pineiro, Jr.
Ph: 202-357-7672; Fax: 202-357-1196
DHS-CRCL-FOIA
U.S. Department of Homeland Security
245 Murray Lane, SW, Bldg. 410,
Mail Stop 0190
Washington, DC 20528-0190

Privacy Office

Angela Washington, Acting
Director, Disclosure Policy and FOIA
Program Development
Ph: 202-343-1743; Fax: 202-343-4011
U.S. Department of Homeland Security
245 Murray Lane, SW, Mail Stop 0655
Washington, DC 20528-0655

U.S. Coast Guard

Gaston Brewer
Ph: 202-475-3525 Fax: 202-475-3927
Commandant (CG-611)
2701 Martin Luther King Jr Ave, SE
Stop 7710
Washington, DC 20593-0001

U.S. Customs and Border Protection

Sabrina Burroughs
Ph: 202-325-0150; Fax: 202-325-0230
FOIA Division
90 K Street NE, 9th Floor
Washington, DC 20229-1181

Federal Emergency Management Agency

Terry Cochran
Ph: 202-646-3323; Fax: 202-646-3347
Disclosure Branch
1800 South Bell Street, Fourth Floor,
Mail Stop 3005
Arlington, Virginia 20598-3005

Federal Law Enforcement Training Center
Leslie A. Jensen
Ph: 912-267-3103; Fax: 912-267-3113
Building No.681, Suite 187B
Glynco, GA 31524

U.S. Immigration and Customs Enforcement
Catrina Pavlik-Keenan
Ph: 866-633-1182; Fax: 202-732-4265
500 12th Street, SW, Mail Stop 5009
Washington, DC 20536-5009

Office of Inspector General
Stephanie Kuehn, Acting
Ph: 202-254-4001; Fax: 202-254-4398
U.S. Department of Homeland Security
245 Murray Lane, SW, Mail Stop 0305
Washington, DC 20528-2600

Office of Intelligence and Analysis
Priscilla Waters
Ph: 202-447-4483; Fax: 202-612-1936
U.S. Department of Homeland Security
Washington, DC 20528-0001

Directorate for National Protection and
Programs
Sandy Ford Page
Ph: 703-235-2211; Fax: 703-235-2052
U.S. Department of Homeland Security
Washington, DC 20528-0001

Office of Operations Coordination and
Planning
Michael Page
Ph: 202-447-4156; Fax: 202-282-9811
U.S. Department of Homeland Security
Washington, DC 20528-0001

Science & Technology Directorate
Katrina Hagan
Ph: 202-254-6342; Fax: 202-254-6739
U.S. Department of Homeland Security
Washington, DC 20528-0001

United States Secret Service
Latita Payne
Ph: 202-406-6370; Fax: 202-406-5586
245 Murray Lane, SW, Building T-5
Washington, DC 20223

Transportation Security Administration
Yvonne Coates
Ph: 1-866-FOIA-TSA; Fax: 571-227-2300
601 S. 12th Street, TSA-20
11th Floor, East Tower
Arlington, VA 20598-6020

EXHIBIT B

Department of Homeland Security

Privacy Office

2012 Freedom of Information Act Report
to the Attorney General of the United States

February 2013



Homeland
Security

Message from the Acting Chief Freedom of Information Act Officer

I am pleased to present the Department of Homeland Security's (DHS or Department) *Annual Freedom of Information Act (FOIA) Report to the Attorney General for 2012*. This is the first report produced during my tenure as the Department's Acting Chief Privacy Officer and Acting Chief FOIA Officer and the fourth to reflect President Obama's call for openness and transparency in Federal Government operations. This report highlights the unprecedented number of FOIA requests and appeals the Department received this fiscal year, and the sizable reduction of its backlog of requests and appeals.



DHS receives the largest number of FOIA requests of any federal department or agency in each fiscal year (FY). It also has the largest backlog of pending FOIA requests. Since President Obama took office, DHS has experienced a steady annual increase in the number of FOIA requests from 103,093 in FY 2009, to 130,098 in FY 2010, to 175,656 in FY 2011. This trend continued in FY 2012: DHS received a record-setting 190,589 requests, an 85 percent increase over FY 2009. Despite this increase during FY 2012, DHS processed 205,895 requests and reduced its backlog of pending requests from 42,371 to 28,553. This decrease in the backlog is even more significant since the Department closed over 47,000 more perfected requests that were placed in the complex track in FY 2012 than in FY 2011. In fact, 55 percent of all closed requests in FY 2012 were complex compared to only 44 percent in FY 2011.

The 33 percent decrease in the backlog this year, despite an increasing volume of requests, was due to the multi-pronged efforts of all components. DHS took several steps to reduce the FOIA backlog including the use of the business management strategy Six Sigma, student interns, and contractors, as well as detailing FOIA Specialists in Headquarters to the components needing assistance to reduce their backlog. Additionally, the DHS Privacy Office (or Office) met with component FOIA Officers and FOIA officials from other federal agencies to gain insight into how technology, training, and staff development can converge to reduce the backlog, particularly through day-to-day case management.

DHS also made great strides in processing FOIA appeals. Although DHS experienced a 20 percent increase in the number of FOIA appeals received in FY 2012 compared with FY 2011, the appeals backlog decreased by 50 percent, from 327 in FY 2011 to 165 in FY 2012. DHS also decreased the average processing time to close out an appeal by 56 percent, from 106 days in FY 2011 to 47 days in FY 2012. Almost every DHS component shortened the interval between the receipt of an appeal and the closing of an appeal. For example, U.S. Citizenship and Immigration Services (USCIS) received 58 percent of the Department's FOIA appeals, but was successful in reducing the average response time for appeals by 53 percent, from 52 days in FY 2011 to 24 days in FY 2012. The Office of the General Counsel (OGC) decreased its average turnaround by 60 percent, from 700 days to 278 days, while the average response time for Immigration and Customs Enforcement (ICE) dropped by 30 percent, from 40 days to 28 days.

I am proud of the great work our Department has accomplished. I direct your attention to the pages that follow and look forward to providing even better and more responsive customer service in the new year.

Sincerely,

A handwritten signature in blue ink that reads "Jonathan R. Cantor". The signature is written in a cursive style with a large initial 'J'.

Jonathan R. Cantor
Acting Chief Freedom of Information Act Officer
U.S. Department of Homeland Security

TABLE OF CONTENTS

I.	Basic Information Regarding Report.....	vi
II.	Making a FOIA Request	vi
III.	Acronyms, Definitions, and Exemptions.....	vi
IV.	Exemption 3 Statutes	1
V.	FOIA Requests	3
	A. Received, Processed and Pending FOIA Requests	3
	B. (1) Disposition of FOIA Requests - All Processed Requests	4
	(2) Disposition of FOIA Requests - “Other” Reasons for “Full Denials Based on Reasons Other than Exemptions” from Section V, B(1) Chart....	4
	(3) Disposition of FOIA Requests - Number of Times Exemptions Applied....	5
VI.	Administrative Appeals of Initial Determinations of FOIA Requests	6
	A. Received, Processed, and Pending Administrative Appeals.....	6
	B. Disposition of Administrative Appeals - All Processed Appeals	6
	C. (1) Reasons for Denial on Appeal - Number of Times Exemptions Applied....	7
	(2) Reasons for Denial on Appeal - Reasons Other than Exemptions	7
	(3) Reasons for Denial on Appeal - “Other” Reasons from Section VI, C(2) Chart.....	8
	(4) Response Times for Administrative Appeals.....	9
	(5) Ten Oldest Pending Administrative Appeals	9
VII.	FOIA Requests: Response Times for Processed and Pending Requests.....	10
	A. Processed Requests - Response Time for All Processed Perfected Requests..	10
	B. Processed Requests - Response Time for Perfected Requests in Which Information was Granted	10
	C. Processed Requests - Response Time in Day Increments	11
	(1) Simple Requests Response Time in Day Increments.....	11
	(2) Complex Requests Response Time in Day Increments	11
	(3) Requests Granted Expedited Processing Response Time in Day Increments.....	12
	D. Pending Requests - All Pending Perfected Requests	12
	E. Pending Requests - Ten Oldest Pending Perfected Requests	13
VIII.	Requests for Expedited Processing and Requests for Fee Waivers	14
	A. Requests for Expedited Processing	14
	B. Requests for Fee Waiver	14
IX.	FOIA Personnel and Costs.....	15
X.	Fees Collected for Processing Requests	16
XI.	FOIA Regulations (Including Fee Schedule).....	16

XII. Backlogs, Consultations, and Comparisons.....	16
A. Backlogs of FOIA Requests and Administrative Appeals.....	16
B. Consultations on FOIA Requests - Received, Processed, and Pending Consultations.....	17
C. Consultations on FOIA Requests - Ten Oldest Consultations Received from Other Agencies and Pending.....	18
D. (1) Comparison of Numbers of Requests from Previous and Current Annual Report - Requests Received, Processed, and Backlogged	19
(2) Comparison of Backlogged Requests from Previous and Current Annual Report.....	19
E. (1) Comparison of Numbers of Administrative Appeals from Previous and Current Annual Report - Appeals Received, Processed, and Backlogged	20
(2) Comparison of Backlogged Administrative Appeals from Previous and Current Annual Report.....	20
 APPENDICES.....	 21
APPENDIX A: Composition of the Department of Homeland Security	21
APPENDIX B: Organization of the Department of Homeland Security Chart.....	24
APPENDIX C: Names, Addresses, and Contact Information For DHS FOIA Officers	25

I. Basic Information Regarding Report

1. Questions regarding this report may be directed to:

Delores J. Barber
Deputy Chief FOIA Officer
Privacy Office
U.S. Department of Homeland Security
245 Murray Drive SW, Mail Stop 0655
Washington, DC 20528-0655
Phone: 202-343-1743; Fax: 202-343-4011

2. This report can be downloaded from the DHS FOIA website at <http://www.dhs.gov/FOIA>.

3. Requests for this report in paper form may also be directed to Delores J. Barber, as listed above.

II. Making a FOIA Request

1. Names, addresses, and contact numbers for DHS FOIA Officers can be found on our website at <http://www.dhs.gov/FOIA>.

2. Brief description why requests are not granted:

The records maintained by the Department often contain private information on individuals or involve law enforcement matters. Because law enforcement records are of such interest to subjects of investigation, victims of crime, and the public at large, these records are often requested under the Freedom of Information Act. The Department commonly invokes exemptions 6 and 7(C) to prevent unwarranted injury to the privacy interests of individuals, and exemption 7(E) to protect against the disclosure of law enforcement techniques, procedures, and guidelines.

III. Acronyms, Definitions, and Exemptions

1. Agency-specific acronyms or other terms.

- a. CBP U.S. Customs and Border Protection
- b. CFO Chief Financial Officer
- c. CISOMB Citizenship and Immigration Services Ombudsman
- d. CRCL Office for Civil Rights & Civil Liberties
- e. DNDO Domestic Nuclear Detection Office
- f. ESEC Office of the Executive Secretary
- g. FEMA Federal Emergency Management Agency
- h. FLETC Federal Law Enforcement Training Center
- i. I&A Office of Intelligence and Analysis
- j. IGA Office of Intergovernmental Affairs
- k. ICE U.S. Immigration and Customs Enforcement
- l. MGMT Management Directorate
- m. NCSC National Cyber Security Center

- n. NPPD National Protection and Programs Directorate
- o. OGC Office of the General Counsel
- p. OHA Office of Health Affairs
- q. OIG Office of Inspector General
- r. OLA Office of Legislative Affairs
- s. OPA Office of Public Affairs
- t. OPS Office of Operations Coordination and Planning
- u. PLCY Office of Policy
- v. PRIV Privacy Office
- w. S&T Science and Technology Directorate
- x. TSA Transportation Security Administration
- y. USCG United States Coast Guard
- z. USCIS United States Citizenship and Immigration Services
- aa. USSS United States Secret Service
- bb. US-VISIT United States Visitor and Immigrant Status Indicator Technology

2. Definition of terms, expressed in common terminology.

- a. **Administrative Appeal** – A request to a federal agency asking that it review at a higher administrative level a FOIA determination made by the agency at the initial request level.
- b. **Average Number** – The number obtained by dividing the sum of a group of numbers by the quantity of numbers in the group. For example, of 3, 7, and 14, the average number is 8, determined by dividing 24 by 3.
- c. **Backlog** – The number of requests or administrative appeals that are pending at an agency at the end of the fiscal year that are beyond the statutory time period for a response.
- d. **Component** – For agencies that process requests on a decentralized basis, a “component” is an entity, also sometimes referred to as an Office, Division, Bureau, Center, or Directorate, within the agency that processes FOIA requests. The FOIA now requires that agencies include in the Annual FOIA Report data for both the agency overall and for each principal component of the agency.
- e. **Consultation** – The procedure whereby the agency responding to a FOIA requests first forwards a record to another agency for its review because that other agency has an interest in the document. Once the agency in receipt of the consultation finishes its review of the record, it provides its views on the record to the agency that forwarded it. That agency, in turn, will then respond to the FOIA requester.

- f. **Exemption 3 Statute** – A federal statute other than FOIA that exempts information from disclosure and which the agency relies on to withhold information under subsection (b)(3) of the FOIA.*
- g. **FOIA Request** – A FOIA request is generally a request to a federal agency for access to records concerning another person (i.e., a “third-party” request), an organization, or a particular topic of interest. Moreover, because requesters covered by the Privacy Act who seek records concerning themselves (i.e., “first-party” requesters) are afforded the benefit of the access provisions of both FOIA and the Privacy Act, the term “FOIA request” also includes any such “first-party” requests where an agency determines that it must search beyond its Privacy Act “systems of records” or where the agency applies a Privacy Act exemption and therefore looks to FOIA to afford the greatest possible access. DHS applies this same interpretation of the term “FOIA request” even to “first-party” requests from persons not covered by the Privacy Act, e.g., non-U.S. citizens, because DHS by policy provides such persons the ability to access their own records in DHS’s Privacy Act “mixed systems of records” as if they are subject to the Privacy Act’s access provisions, and DHS processes the requests under FOIA as well. Thus, all requests that require DHS to utilize FOIA in responding to the requester are included in this Report.

Additionally, a FOIA request includes records referred to the agency for processing and direct response to the requester. It does not, however, include records for which the agency has received a consultation from another agency. (Consultations are reported separately in Section XII of this Report.

- h. **Full Grant** – An agency decision to disclose all records in full in response to FOIA request.
- i. **Full Denial** – An agency decision not to release any records in response to a FOIA request because the records are exempt in their entirety under one or more of the FOIA exemptions, or because of a procedural reason, such as when no records could be located.
- j. **Median Number** – The middle, not average, number. For example, of 3, 7, and 14, the median number is 7.
- k. **Multi-Track Processing** – A system in which simple requests requiring relatively minimal review are placed in one processing track and more voluminous and complex requests are placed in one or more other tracks. Requests granted expedited processing are placed in yet another track. Requests in each track are processed on a first in/first out basis.

* Pursuant to 5 U.S.C. § 552(b)(3) as amended by sec. 564 of Public Law 111-83, a statute enacted after October 28, 2009, can qualify as an Exemption 3 law only if it cites specifically to 5 U.S.C. § 552(b)(3).

- i. **Expedited Processing** – An agency will process a FOIA request on an expedited basis when a requester satisfies the requirements for expedited processing as set forth in the statute and in agency regulations.
 - ii. **Simple Request** – A FOIA request that an agency using multi-track processing places in its fastest (non-expedited) track based on the volume and/or simplicity of records requested.
 - iii. **Complex Request** – A FOIA request that an agency using multi-track processing places in a slower track based on the high volume and/or complexity of the records requested.
 - l. **Partial Grant/Partial Denial** – An agency decision to disclose portions of the records and to withhold other portions that are exempt under the FOIA, or to otherwise deny a portion of the request for a procedural reason.
 - m. **Pending Request or Pending Administrative Appeal** – A request or administrative appeal for which an agency has not taken final action in all respects.
 - n. **Perfect Request** – A request for records which reasonably describes such records and is made in accordance with published rules stating the time, place, fees (if any) and procedures to be followed.
 - o. **Processed Request or Processed Administrative Appeal** – A request or administrative appeal for which an agency has taken final action in all respects.
 - p. **Range in Number of Days** – The lowest and highest number of days to process requests or administrative appeals
 - q. **Time Limits** – The time period in the statute for an agency to respond to a FOIA request (ordinarily 20 working days from receipt of a perfected FOIA request).
3. Concise descriptions of FOIA exemptions:
- a. **Exemption 1:** classified national defense and foreign relations information
 - b. **Exemption 2:** internal agency rules and practices (personnel)
 - c. **Exemption 3:** information that is prohibited from disclosure by another federal law
 - d. **Exemption 4:** trade secrets and other confidential business information
 - e. **Exemption 5:** inter-agency or intra-agency communications that are protected by legal privileges.
 - f. **Exemption 6:** information involving matters of personal privacy

- g. **Exemption 7:** records or information compiled for law enforcement purposes, to the extent that the production of those records A) could reasonably be expected to interfere with enforcement proceedings, B) would deprive a person of a right to a fair trial or an impartial adjudication, C) could reasonably be expected to constitute an unwarranted invasion of personal privacy, D) could reasonably be expected to disclose the identity of a confidential source, E) would disclose techniques and procedures for law enforcement investigations or prosecutions, or would disclose guidelines for law enforcement investigations or procedures, or F) could reasonably be expected to endanger the life or physical safety of any individual.
- h. **Exemption 8:** information relating to the supervision of financial institutions
- i. **Exemption 9:** geological information on wells

IV. Exemption 3 Statutes

Statute	Type of Information Withheld	Case Citation	Number of Times Relied upon per Component		Total Number of Times Relied upon by Agency
6 U.S.C. § 133(a)(1)	Critical infrastructure information (including the identity of the submitting person or entity) that is voluntarily submitted to a covered Federal agency for use by that agency regarding the security of critical infrastructure and protected systems, analysis, warning, interdependency study, recovery, reconstitution, or other informational purpose, when accompanied by an express statement specified in paragraph 2		FEMA OIG	3 1	4
8 U.S.C. § 1202(f) (Immigration and Nationality Act)	Certain records pertaining to the issuance or refusal of visas to enter the United States	<u>Medina-Hincapie v. Dep't of State</u> , 700 F.2d 737, 741-42 (D.C. Cir. 1983); <u>DeLaurentiis v. Haig</u> , 686 F.2d 192, 194 (3d Cir. 1982); <u>Judicial Watch, Inc. v. U.S. Dep't of State</u> , 650 F. Supp. 2d 28, 33 (D.D.C. 2009); <u>Smith v. DOJ</u> , No. 81-CV-813, 1983 U.S. Dist. LEXIS 10878, at *13-14 (N.D.N.Y. Dec. 13, 1983).	USCIS	1	1
10 U.S.C. § 130b	Personally identifiable information pertaining to members of the armed forces assigned to "routinely deployable unit[s]" and certain employees of DOD and DHS	<u>Hiken v. DOD</u> , 521 F. Supp. 2d 1047, 1062 (N.D. Cal. 2007); <u>O'Keefe v. DOD</u> , 463 F. Supp. 2d 317, 325 (E.D.N.Y. 2006); <u>Windel v. United States</u> , No. A02-306, 2005 WL 846206, at *2.	USCG	3	3
10 U.S.C. § 424	Organization or any function of, and certain information pertaining to, employees of the Defense Intelligence Agency, the National Reconnaissance Office, and the National Geospatial-Intelligence Agency	<u>Physicians for Human Rights v. DOD</u> , No. RDB-08-273, 2011 WL 1495942, at *7 (D.D.C. Apr. 19, 2011); <u>Miller v. DOJ</u> , 562 F. Supp. 2d 82, 112 (D.D.C. 2008); <u>Wickwire Gavin, P.C. v. Def. Intelligence Agency</u> , 330 F. Supp. 2d 592, 602 (E.D. Va. 2004).	USCG	2	2
18 U.S.C. §§ 2510-20	Wiretap requests and the content of any wire, oral, or electronic communication obtained through wiretaps	<u>Mendoza v. DEA</u> , No. 07-5006, 2007 U.S. App. LEXIS 22175 (D.C. Cir. Sept. 14, 2007) (per curiam); <u>Lam Lek Chong v. DEA</u> , 929 F.2d 729, 733 (D.C. Cir. 1991); <u>Payne v. DOJ</u> , No. 96-30840, slip op. at 5-6 (5th Cir. July 11, 1997).	USSS	5	5
18 U.S.C. 2722(a)	Prohibits the disclosure of personal information from a motor vehicle record		OIG	1	1
18 U.S.C. § 3509(d) (Federal Victims' Protection and Rights Act)	Certain records containing identifying information pertaining to children involved in criminal proceedings	<u>Tampico v. EOUSA</u> , No. 04-2285, slip op. at 8 (D.D.C. Apr. 29, 2005).	ICE	1	1

Statute	Type of Information Withheld	Case Citation	Number of Times Relied upon per Component		Total Number of Times Relied upon by Agency
26 U.S.C. §§ 6103, 6105	Certain tax return information and certain tax convention information	<u>Church of Scientology v. IRS</u> , 484 U.S. 9, 15 (1987) (26 U.S.C. § 6103); <u>Pac. Fisheries, Inc. v. IRS</u> , No. 09-35618, 2010 WL 3611645, at *2 (9 th Cir. September 15, 2010)(unpublished disposition); <u>Tax Analysts v. IRS</u> , 217 F. Supp. 2d 23, 27-29 (D.D.C. 2002) (26 U.S.C. § 6105).	USCIS	2,533	2,533
41 U.S.C. § 253b(m)(1)	Contractor proposals that are in the possession or control of an executive agency and that have not been set forth or incorporated by reference into contracts	<u>Sinkfield v. HUD</u> , No. 10-885, 2012 U.S. Dist. LEXIS 35233, at *13-15 (S.D. Ohio Mar. 15, 2012); <u>Hornbostel v. U.S. Dep't of the Interior</u> , 305 F. Supp. 2d 21, 30 (D.D.C. 2003), <u>summary affirmance granted</u> , 2004 WL 1900562 (D.C. Cir. Aug. 25, 2004).	FEMA FLETC ICE MGMT NPPD PRIV S&T USCG	6 2 7 4 2 2 3 2	28
42 U.S.C. § 262a	Enhanced control of dangerous biological agents and toxins/bio-terrorism information		S&T	1	1
46 U.S.C. § 70103(d)	Facility security plans, vessel security plans, and port vulnerability assessments		PLCY	1	1
49 U.S.C. § 114(s)	Information obtained or developed in carrying out security under the authority of the Aviation and Transportation Security Act or under chapter 449 of this title	<u>Tooley v. Bush</u> , No. 06-306, 2006 WL 3783142, at *19 (D.D.C. Dec. 21, 2006), <u>aff'd on other grounds</u> , 586 F. 3d 1006 (D.C. Cir. 2009); <u>Gordon v. FBI</u> , 390 F. Supp. 2d 897, 900 (N.D. Cal. 2004).	CBP ICE PRIV TSA USCG	775 401 6 101 4	1,287
50 U.S.C. § 403g	Intelligence sources and methods; certain information pertaining to Agency employees, specifically: "the organization, functions, names, official titles, salaries, or numbers of personnel employed by the Agency"	<u>Larson v. Dep't of State</u> , 565 F.3d 857, 865 n.2 (D.C. Cir. 2009); <u>Berman v. CIA</u> , 501 F.3d 1136, 1137-38, 1140 (9th Cir. 2007); <u>Makky v. Chertoff</u> , 489 F. Supp. 2d 421, 442 (D.N.J. 2007), <u>aff'd on other grounds</u> , 541 F. 3d 205 (3d Cir. 2008).	USCG USSS	3 3	6

Statute	Type of Information Withheld	Case Citation	Number of Times Relied upon per Component		Total Number of Times Relied upon by Agency
Fed. R. Crim. P. 6(e), enacted by Act of July 30, 1977, Pub. L. No. 95-78, 91 Stat.319	Certain records pertaining to grand jury proceedings	<u>Sussman v. USMS</u> , 494 F.3d 1106, 1113 (D.C. Cir. 2007); <u>Fund for Constitutional Gov't v. Nat'l Archives & Records Serv.</u> , 656 F.2d 856, 867-68 (D.C. Cir. 1981); <u>Durham v. U.S. Atty. Gen.</u> , No. 06-843, 2008 WL 620744, at *2 (E.D. Tex. Mar. 3, 2008); <u>Cozen O'Connor v. U.S. Dep't of Treasury</u> , 570 F. Supp. 2d 749, 776 (E.D. Pa. 2008).	ICE	2	11
			USCIS	2	
			USSS	7	

V. FOIA Requests

A. Received, Processed and Pending FOIA Requests

Component [†]	Number of Requests Pending as of Start of Fiscal Year	Number of Requests Received in Fiscal Year	Number of Requests Processed in Fiscal Year	Number of Requests Pending as of End of Fiscal Year
CBP	5,040**	33,243	26,571	11,712
CRCL	6	84	87	3
FEMA	547**	761	952	356
FLETC	5	109	102	12
I&A	23**	96	115	4
ICE	50	24,073	21,220	2,903
MGMT	12**	124	116	20
NPPD	100**	7,105	4,891	2,314
OGC	5	19	17	7
OIG	9	180	166	23
OPS	0	60	60	0
PLCY	0**	26	26	0
PRIV	37**	730	709	58
S&T	1	36	37	0
TSA	661	861	949	573
USCG	471**	3,700	3,256	915
USCIS	43,568**	117,787	145,278	16,077
USSS	608**	1,595	1,343	860
AGENCY OVERALL	51,143**	190,589	205,895	35,837

[†] The following information is important to interpret the FOIA request data presented in this Annual Report: 1) PRIV processes and reports on FOIA requests for itself, the Office of the Secretary (including the Military Advisor's Office and the Office of Intergovernmental Affairs), and the following components: CISOMB, DNDO, ESEC, OHA, OLA, and OPA; 2) MGMT processed and reported on FOIA requests for itself and for CFO through September 30, 2012; 3) NPPD processes and reports on FOIA requests for itself, US-VISIT and for NCSC. Readers of the Annual Report should consider the contents of this footer to apply, as appropriate, to all tables in the report.

** Corrected number due to component reporting error in FY 2011.

B. (1) Disposition of FOIA Requests – All Processed Requests

Component	No. of Full Grants	No. of Partial Grants/ Partial Denials	No. of Full Denials Based on Exemptions	Number of Full Denials Based on Reasons Other than Exemptions									Total
				No Records	All Records Referred	Request Withdrawn	Fee-Related Reason	Not Reasonably Described	Improper FOIA Request	Not Agency Record	Duplicate Request	Other	
CBP	2,152	10,530	53	6,282	1,231	4,541	44	5	325	1,117	200	91	26,571
CRCL	8	25	0	45	3	3	0	1	0	0	2	0	87
FEMA	152	296	18	109	20	16	0	3	3	1	11	323	952
FLETC	22	28	5	17	5	1	0	3	9	7	1	4	102
I&A	10	32	1	44	6	3	2	1	9	0	3	4	115
ICE	326	15,978	741	945	2,596	63	15	16	360	17	84	79	21,220
MGMT	30	51	2	13	9	1	3	2	2	0	2	1	116
NPPD	33	4,652	9	67	15	36	3	1	61	5	4	5	4,891
OGC	4	1	0	3	5	0	0	1	3	0	0	0	17
OIG	13	93	15	25	1	2	0	0	10	3	0	4	166
OPS	3	22	0	29	4	1	0	0	1	0	0	0	60
PLCY	3	1	4	11	4	3	0	0	0	0	0	0	26
PRIV	20	98	12	54	157	12	8	185	102	12	26	23	709
S&T	4	17	0	5	7	0	1	2	0	0	1	0	37
TSA	97	166	33	223	33	50	5	80	124	17	14	107	949
USCG	2,257	260	92	438	39	103	6	4	4	0	43	10	3,256
USCIS	16,555	86,270	102	12,536	3,146	157	162	2	14,574	4,234	7,517	23	145,278
USSS	26	199	10	762	7	35	1	0	3	35	19	246	1,343
AGENCY OVERALL	21,715	118,719	1,097	21,608	7,288	5,027	250	306	15,590	5,448	7,927	920	205,895

B. (2) Disposition of FOIA Requests – “Other” Reasons for “Full Denials Based on Reasons Other than Exemptions” from Section V, B(1) Chart

Component	Description	No. of Times Used	Total
CBP	Coordinated by Another Office	49	91
	Records Publicly Available	36	
	Unable to Locate Requester	6	
CRCL	N/A	0	0
FEMA	Nonresponsive to Requests for Additional Information	323	323
FLETC	Coordinated by Another Office	1	4
	Glomar Response	3	
I&A	Aggregated	1	4
	Records Publicly Available	3	

Component	Description	No. of Times Used	Total
ICE	Fugitive	75	79
	Litigation	4	
MGMT	Records Publicly Available	1	1
NPPD	Glomar Response	3	5
	Records Publicly Available	2	
OGC	N/A	0	0
OIG	Coordinated by Another Processing Office	1	4
	Records Publicly Available	1	
	Unable to Locate Requester	2	
OPS	N/A	0	0
PLCY	N/A	0	0
PRIV	Aggregated	2	23
	Litigation	3	
	Records Publicly Available	17	
	Sent in Error	1	
S&T	N/A	0	0
TSA	Glomar Response	43	107
	Nonresponsive to Requests for Additional Information	61	
	Records Publicly Available	3	
USCG	Nonresponsive to Requests for Additional Information	10	10
USCIS	Unable to Locate Records	23	23

Component	Description	No. of Times Used	Total
USSS	Coordinated by Another Office	1	246
	Nonresponsive to Requests for Additional Information	184	
	Not Subject to FOIA	1	
	Records Referred Not Responsive	16	
	Sent in Error	16	
	Statute of Limitation Passed	22	
	Unable to Locate Requester	6	
AGENCY OVERALL			920

B. (3) Disposition of FOIA Requests – Number of Times Exemptions Applied

Component	Ex. 1	Ex. 2	Ex. 3	Ex. 4	Ex. 5	Ex. 6	Ex. 7(A)	Ex. 7(B)	Ex. 7(C)	Ex. 7(D)	Ex. 7(E)	Ex. 7(F)	Ex. 8	Ex. 9
CBP	1	245	775	87	88	10,270	78	0	10,342	22	10,259	0	0	0
CRCL	0	0	0	0	14	25	0	0	3	0	0	0	0	0
FEMA	0	24	9	136	57	252	2	0	10	1	1	0	0	0
FLETC	0	0	2	7	1	19	1	0	4	0	3	1	0	0
I&A	7	0	0	0	2	25	3	2	6	6	31	1	0	0
ICE	1	34	411	31	2,750	13,602	81	1,031	13,464	33	14,013	86	0	0
MGMT	0	0	4	26	5	34	0	0	3	0	8	0	0	0
NPPD	0	1	2	28	11	219	7	0	3,874	0	4,150	6	0	0
OGC	0	0	0	0	0	1	0	0	0	0	0	0	0	0
OIG	1	4	2	4	29	94	29	0	76	7	11	1	0	0
OPS	0	0	0	1	0	95	0	0	88	0	8	1	0	0
PLCY	1	0	1	0	3	1	0	0	0	0	0	0	0	0
PRIV	2	3	8	13	43	96	0	0	26	0	21	8	0	0
S&T	0	0	4	5	4	18	0	0	4	0	5	0	0	0
TSA	1	62	101	21	42	157	1	12	32	0	19	1	0	0
USCG	5	0	14	13	74	228	100	0	73	3	7	1	0	0
USCIS	0	101	2,536	186	50,977	55,638	20	0	71,431	3	65,318	0	0	0
USSS	1	6	15	1	21	159	6	0	161	16	131	2	0	0
AGENCY OVERALL	20	480	3,884	559	54,121	80,933	328	1,045	99,597	91	93,985	108	0	0

VI. Administrative Appeals of Initial Determinations of FOIA Requests

A. Received, Processed, and Pending Administrative Appeals

Component	No. of Appeals Pending as of Start of Fiscal Year	No. of Appeals Received in Fiscal Year	No. of Appeals Processed in Fiscal Year	No. of Appeals Pending as of End of Fiscal Year
CBP	18	474	476	16
FLETC	0	1	1	0
ICE	40	288	303	25

OGC [‡]	150**	113	161	102
OIG	14	19	19	14
TSA	4	32	25	11
USCG	49	35	51	33
USCIS	186**	1,349	1,431	104
USSS	0	34	23	11
AGENCY OVERALL	461**	2,345	2,490	316

B. Disposition of Administrative Appeals – All Processed Appeals

Component	Number Affirmed on Appeal	Number Partially Affirmed & Partially Reversed/Remanded on Appeal	Number Completely Reversed/Remanded on Appeal	Number of Appeals Closed for Other Reasons	Total
CBP	118	120	111	127	476
FLETC	1	0	0	0	1
ICE	168	63	0	72	303
OGC	72	17	27	45	161
OIG	8	2	1	8	19
TSA	13	2	6	4	25
USCG	29	0	12	10	51
USCIS	501	605	231	94	1,431
USSS	1	1	2	19	23
AGENCY OVERALL	911	810	390	379	2,490

C. (1) Reasons for Denial on Appeal – Number of Times Exemptions Applied

Component	Ex. 1	Ex. 2	Ex. 3	Ex. 4	Ex. 5	Ex. 6	Ex. 7(A)	Ex. 7(B)	Ex. 7(C)	Ex. 7(D)	Ex. 7(E)	Ex. 7(F)	Ex. 8	Ex. 9
CBP	0	11	24	8	11	242	7	0	232	1	239	8	0	0
FLETC	0	0	0	0	0	0	0	0	0	0	1	1	0	0
ICE	0	0	0	2	4	48	6	2	45	0	35	0	0	0
OGC	1	1	1	2	10	10	1	0	26	0	24	2	0	0
OIG	0	1	0	0	1	6	1	0	5	0	0	0	0	0
TSA	0	2	1	0	0	1	0	0	0	0	0	0	0	0
USCG	0	1	1	0	26	9	14	0	2	0	0	0	0	0
USCIS	0	0	31	2	608	592	0	0	756	0	692	2	0	0
USSS	0	0	0	0	0	1	1	0	1	0	0	0	0	0
AGENCY OVERALL	1	16	58	14	660	909	30	2	1,067	1	991	13	0	0

[‡] OGC processes FOIA appeals for: CRCL, FEMA, I&A, MGMT, NPPD, OHA, OPS, PLCY, PRIV, S&T and US-VISIT.

** Corrected number due to component reporting error in FY 2011.

C. (2) Reasons for Denial on Appeal – Reasons Other than Exemptions

Component	No Records	Records Referred at Initial Request Level	Request Withdrawn	Fee-Related Reason	Records not Reasonably Described	Improper Request for Other Reasons	Not Agency Record	Duplicate Request or Appeal	Request in Litigation	Appeal Based Solely on Denial for Expedited Processing	Other *Explain in chart below
CBP	51	8	3	13	0	20	0	12	1	0	19
FLETC	0	0	0	0	0	0	0	0	0	0	0
ICE	0	0	4	0	0	58	0	1	2	0	7
OGC	21	1	13	5	2	2	0	2	8	0	23
OIG	0	0	0	0	0	0	0	0	0	3	5
TSA	2	0	0	0	0	4	0	0	0	0	3
USCG	8	0	1	1	0	0	0	0	0	0	0
USCIS	0	0	0	0	0	72	0	22	0	0	0
USSS	3	0	0	0	0	0	0	0	1	15	0
AGENCY OVERALL	85	9	21	19	2	156	0	37	12	18	57

C. (3) Reasons for Denial on Appeal – “Other” Reasons from Section VI, C (2) Chart

Component	Description	No. of Times Used	Total
CBP	Constructive Denial	18	19
	Moot	1	
FLETC	N/A	0	0
ICE	Moot	7	7
OGC	Adequacy of Search	13	23
	Constructive Denial	3	
	Coordinated by Another Processing Office	2	
	Need Additional Information to Process Appeal	4	
	Vaughn Index Not Provided by FOIA Office	1	
OIG	Moot	2	5
	Not an Appeal	3	
TSA	Constructive Denial	1	3
	Glomar Response	2	
USCG	N/A	0	0
USSS	N/A	0	0
AGENCY OVERALL			57

C. (4) Response Times for Administrative Appeals

Component	Median Number of Days	Average Number of Days	Lowest Number of Days	Highest Number of Days
CBP	12.5	17.87	1	208
FLETC	18	18	18	18
ICE	25	28.85	1	86
OGC	230	278.81	2	1,299
OIG	104	194.16	7	903
TSA	72.5	73.21	15	168
USCG	243	273	22	639
USCIS	23	24.59	1	123
USSS	26	26.83	11	76
AGENCY OVERALL	23	47.15	1	1,299

C. (5) Ten Oldest Pending Administrative Appeals

Component	Sub-Row Heading	10th	9th	8th	7th	6th	5th	4th	3rd	2nd	Oldest Appeal
CBP	Date of Receipt	2012-09-18	2012-09-18	2012-09-14	2012-09-12	2012-09-10	2012-09-10	2012-09-10	2012-09-10	2012-09-10	2012-09-06
	Number of Days Pending	9	9	10	13	15	15	15	15	15	17
FLETC	Date of Receipt	N/A	N/A	N/A	N/A	N/A	N/A	N/A	N/A	N/A	N/A
	Number of Days Pending	0	0	0	0	0	0	0	0	0	0
ICE	Date of Receipt	2012-09-28	2012-09-15	2012-09-12	2012-09-12	2012-09-11	2012-09-10	2012-09-07	2012-09-06	2012-09-04	2012-09-04
	Number of Days Pending	1	10	13	13	14	15	16	17	19	19
OGC	Date of Receipt	2010-08-27	2010-08-20	2010-08-10	2008-11-13	2008-03-04	2008-02-26	2007-08-10	2007-05-21	2007-05-01	2006-09-20
	Number of Days Pending	528	533	541	972	1,149	1,154	1,288	1,345	1,359	1,511
OIG	Date of Receipt	2012-07-05	2012-07-03	2012-06-28	2012-06-14	2012-05-24	2011-03-09	2010-11-10	2010-09-15	2009-01-14	2008-11-14
	Number of Days Pending	61	62	65	75	89	398	477	516	931	971
TSA	Date of Receipt	2012-09-06	2012-08-07	2012-07-25	2012-07-18	2012-03-27	2012-03-15	2012-02-02	2012-01-30	2012-01-25	2012-01-04
	Number of Days Pending	17	38	47	52	131	139	168	171	174	188
USCG	Date of Receipt	2010-09-17	2010-06-30	2010-06-18	2010-06-10	2010-06-09	2010-05-10	2010-01-25	2009-12-01	2009-11-16	2009-03-10
	Number of Days Pending	514	569	577	583	584	605	675	711	721	895
USCIS	Date of Receipt	2012-09-11	2012-09-10	2012-09-04	2012-09-04	2012-08-30	2012-08-29	2012-08-29	2012-08-29	2012-08-29	2012-08-29
	Number of Days Pending	14	15	19	19	21	22	22	22	22	22

Component	Sub-Row Heading	10th	9th	8th	7th	6th	5th	4th	3rd	2nd	Oldest Appeal
USSS	Date of Receipt	2012-09-27	2012-09-24	2012-09-24	2012-09-24	2012-09-24	2012-09-24	2012-09-24	2012-09-24	2012-09-24	2012-09-05
	Number of Days Pending	2	5	5	5	5	5	5	5	5	18
AGENCY OVERALL	Date of Receipt	2009-03-10	2009-01-14	2008-11-14	2008-11-13	2008-03-04	2008-02-26	2007-08-10	2007-05-21	2007-05-01	2006-09-20
	Number of Days Pending	895	931	971	972	1,149	1,154	1,288	1,345	1,359	1,511

VII. FOIA Requests: Response Time for Processed and Pending Requests

A. Processed Requests – Response Time for All Processed Perfected Requests

Component	Simple				Complex				Expedited			
	Median No. of Days	Average No. of Days	Lowest No. of Days	Highest No. of Days	Median No. of Days	Average No. of Days	Lowest No. of Days	Highest No. of Days	Median No. of Days	Average No. of Days	Lowest No. of Days	Highest No. of Days
CBP	118	106.83	1	462	87.5	84.25	1	324	1	1	1	1
CRCL	6	5.86	2	16	13	23.54	3	132	4	4	4	4
FEMA	146	247.98	1	1,780	86	359.38	1	1,075	8	8	8	8
FLETC	6	15.29	1	194	N/A	N/A	N/A	N/A	N/A	N/A	N/A	N/A
I&A	8	9	6	14	23	60.82	1	348	N/A	N/A	N/A	N/A
ICE	19	24.34	1	180	26	42.83	1	373	8	12.29	8	23
MGMT	9.5	13.67	1	40	30	35.61	1	162	50	50	30	70
NPPD	33	27.37	1	159	61	100.35	1	387	39	39	39	39
OGC	4.5	4.8	2	9	21	129	2	380	N/A	N/A	N/A	N/A
OIG	12	14.78	2	55	39	51.87	11	211	35	35	35	35
OPS	2	2.5	1	7	6.5	8.77	3	33	N/A	N/A	N/A	N/A
PLCY	2	4.8	1	12	10	12.1	1	37	N/A	N/A	N/A	N/A
PRIV	7	9.6	1	53	55	70.18	7	412	189	189	189	189
S&T	12	11	1	50	58	81	35	228	N/A	N/A	N/A	N/A
TSA	7	8.56	1	20	158	200.79	21	773	N/A	N/A	N/A	N/A
USCG	7	10.09	1	494	39	65.31	3	491	N/A	N/A	N/A	N/A
USCIS	103	86.41	1	480	101	98.5	1	579	23	49.64	3	285
USSS	19	17.75	3	20	44	129.87	21	1,648	235.5	324.5	14	813
AGENCY OVERALL	44	72	1	1,780	98	98.60	1	1,648	22	59.67	1	813

B. Processed Requests – Response Time for Perfected Requests in Which Information Was Granted

Component	Simple				Complex				Expedited			
	Median No. of Days	Average No. of Days	Lowest No. of Days	Highest No. of Days	Median No. of Days	Average No. of Days	Lowest No. of Days	Highest No. of Days	Median No. of Days	Average No. of Days	Lowest No. of Days	Highest No. of Days
CBP	101	88.69	1	462	104	91.63	1	324	1	1	1	1
CRCL	2.5	2.75	2	4	15	28.67	3	132	4	4	4	4
FEMA	151	236.13	0	1780	86	319.03	1	1280	0	0	0	0
FLETC	9	23.9	1	194	N/A	N/A	N/A	N/A	N/A	N/A	N/A	N/A
I&A	N/A	N/A	N/A	N/A	48	101.93	1	348	N/A	N/A	N/A	N/A
ICE	24	28.2	1	181	38	52.37	1	373	8	12.29	8	23
MGMT	7.5	10.79	1	33	30	38	1	162	50	50	30	70

Component	Simple				Complex				Expedited			
	Median No. of Days	Average No. of Days	Lowest No. of Days	Highest No. of Days	Median No. of Days	Average No. of Days	Lowest No. of Days	Highest No. of Days	Median No. of Days	Average No. of Days	Lowest No. of Days	Highest No. of Days
NPPD	24	31.02	1	159	103	124.15	3	309	N/A	N/A	N/A	N/A
OGC	7	7	7	7	5	58.8	2	223	N/A	N/A	N/A	N/A
OIG	12.5	16.63	2	55	40	54.15	12	211	35	35	35	35
OPS	1	1.5	1	3	8	11.5	3	33	N/A	N/A	N/A	N/A
PLCY	N/A	N/A	N/A	N/A	16	18	8	37	N/A	N/A	N/A	N/A
PRIV	11	16.82	1	36	67	81.53	8	412	189	189	189	189
S&T	14	15	1	50	58	81	35	228	N/A	N/A	N/A	N/A
TSA	9	10.2	1	18	245.5	261.9	21	707	N/A	N/A	N/A	N/A
USCG	7	10.31	1	494	37	65.34	9	491	N/A	N/A	N/A	N/A
USCIS	129	105.86	1	390	126	118.96	1	579	23	46.87	4	285
USSS	15	12.86	3	19	112.5	224.9	21	1648	235.5	324.5	14	813
AGENCY OVERALL	46	71.72	1	1,780	125	118.41	1	1,648	22	58.57	1	813

C. Processed Requests – Response Time in Day Increments

(1) Simple Requests

Component	1-20 Days	21-40 Days	41-60 Days	61-80 Days	81-100 Days	101-120 Days	121-140 Days	141-160 Days	161-180 Days	181-200 Days	201-300 Days	301-400 Days	401+ Days	Total
CBP	3,993	2,157	1,052	1,122	1,454	3,472	3,895	2,628	2,276	1,439	1,834	20	1	25,343
CRCL	49	0	0	0	0	0	0	0	0	0	0	0	0	49
FEMA	56	70	84	58	30	27	43	32	21	16	71	62	190	760
FLETC	36	6	1	1	1	0	0	0	0	3	0	0	0	48
I&A	4	0	0	0	0	0	0	0	0	0	0	0	0	4
ICE	10,397	5,353	2,947	511	198	64	25	18	8	0	0	0	0	19,521
MGMT	19	5	0	0	0	0	0	0	0	0	0	0	0	24
NPPD	1,947	1,682	1,065	29	7	5	1	2	0	0	0	0	0	4,738
OGC	6	0	0	0	0	0	0	0	0	0	0	0	0	6
OIG	72	9	7	0	0	0	0	0	0	0	0	0	0	88
OPS	24	0	0	0	0	0	0	0	0	0	0	0	0	24
PLCY	5	0	0	0	0	0	0	0	0	0	0	0	0	5
PRIV	239	25	1	0	0	0	0	0	0	0	0	0	0	265
S&T	26	2	1	0	0	0	0	0	0	0	0	0	0	29
TSA	297	0	0	0	0	0	0	0	0	0	0	0	0	297
USCG	2,625	106	30	4	6	2	5	2	5	0	3	1	1	2,790
USCIS	7,151	1,231	1,216	1,210	803	1,202	4,038	5,974	352	164	377	40	547	24,305
USSS	136	0	0	0	0	0	0	0	0	0	0	0	0	136
AGENCY OVERALL	27,082	10,646	6,404	2,935	2,499	4,772	8,007	8,656	2,662	1,622	2,285	123	739	78,432

(2) Complex Requests

Component	1-20 Days	21-40 Days	41-60 Days	61-80 Days	81-100 Days	101-120 Days	121-140 Days	141-160 Days	161-180 Days	181-200 Days	201-300 Days	301-400 Days	401+ Days	Total
CBP	190	128	75	51	37	129	139	52	43	39	24	1	0	908
CRCL	29	2	9	1	0	0	1	0	0	0	0	0	0	42

FEMA	8	13	24	21	39	5	2	0	0	0	4	1	75	192
FLETC	0	0	0	0	0	0	0	0	0	0	0	0	0	0
I&A	43	28	0	3	0	5	4	3	3	0	7	3	0	99
ICE	659	429	212	115	93	75	30	20	23	22	12	2	0	1,692
MGMT	15	44	17	2	3	1	0	0	1	0	0	0	0	83
NPPD	34	20	18	20	8	12	10	6	5	4	26	2	0	165
OGC	5	1	0	0	0	0	0	0	0	0	1	3	0	10
OIG	9	27	11	7	4	5	3	0	0	0	1	0	0	67
OPS	28	2	0	0	0	0	0	0	0	0	0	0	0	30
PLCY	17	4	0	0	0	0	0	0	0	0	0	0	0	21
PRIV	28	34	19	20	12	7	6	7	11	2	1	0	1	148
S&T	0	1	3	2	0	0	0	0	0	0	1	0	0	7
TSA	0	153	53	38	26	30	35	20	22	32	109	88	100	706
USCG	15	221	65	53	24	20	14	13	9	10	10	5	2	461
USCIS	20,603	3,681	4,849	10,461	10,953	7,449	9,411	14,459	15,121	1,761	2,254	68	4,986	106,056
USSS	0	519	208	120	65	22	14	15	7	20	36	23	75	1,124
AGENCY OVERALL	21,683	5,307	5,563	10,914	11,264	7,760	9,669	14,595	15,245	1,890	2,486	196	5,239	111,811

(3) Requests Granted Expedited Processing

Component	1-20 Days	21-40 Days	41-60 Days	61-80 Days	81-100 Days	101-120 Days	121-140 Days	141-160 Days	161-180 Days	181-200 Days	201-300 Days	301-400 Days	401+ Days	Total
CBP	5	0	0	0	0	0	0	0	0	0	0	0	0	5
CRCL	1	0	0	0	0	0	0	0	0	0	0	0	0	1
FEMA	1	0	0	0	0	0	0	0	0	0	0	0	0	1
FLETC	0	0	0	0	0	0	0	0	0	0	0	0	0	0
I&A	0	0	0	0	0	0	0	0	0	0	0	0	0	0
ICE	5	2	0	0	0	0	0	0	0	0	0	0	0	7
MGMT	0	1	0	1	0	0	0	0	0	0	0	0	0	2
NPPD	0	1	0	0	0	0	0	0	0	0	0	0	0	1
OGC	0	0	0	0	0	0	0	0	0	0	0	0	0	0
OIG	0	1	0	0	0	0	0	0	0	0	0	0	0	1
OPS	0	0	0	0	0	0	0	0	0	0	0	0	0	0
PLCY	0	0	0	0	0	0	0	0	0	0	0	0	0	0
PRIV	0	0	0	0	0	0	0	0	0	1	0	0	0	1
S&T	0	0	0	0	0	0	0	0	0	0	0	0	0	0
TSA	0	0	0	0	0	0	0	0	0	0	0	0	0	0
USCG	0	0	0	0	0	0	0	0	0	0	0	0	0	0
USCIS	29	2	0	2	0	0	0	0	0	0	0	0	0	33
USSS	1	0	0	0	0	0	0	1	0	0	0	1	1	4
AGENCY OVERALL	42	7	0	3	0	0	0	1	0	1	0	1	1	56

D. Pending Requests – All Pending Perfected Requests

Component	Simple			Complex			Expedited		
	Number Pending	Median No. of Days	Average No. of Days	Number Pending	Median No. of Days	Average No. of Days	Number Pending	Median No. of Days	Average No. of Days
CBP	11,628	84	92.08	84	61	59.62	0	N/A	N/A
CRCL	0	N/A	N/A	3	21	20	0	N/A	N/A

Component	Simple			Complex			Expedited		
	Number Pending	Median No. of Days	Average No. of Days	Number Pending	Median No. of Days	Average No. of Days	Number Pending	Median No. of Days	Average No. of Days
FEMA	149	237	320.97	117	63	129.62	0	N/A	N/A
FLETC	12	12.5	14.25	0	N/A	N/A	0	N/A	N/A
I&A	0	N/A	N/A	4	37	49.75	0	N/A	N/A
ICE	2783	32	31	120	29	75	0	N/A	N/A
MGMT	0	N/A	N/A	20	44.5	54.05	0	N/A	N/A
NPPD	2265	23	24.69	49	45	44.37	0	N/A	N/A
OGC	0	N/A	N/A	7	212	138.57	0	N/A	N/A
OIG	2	8	8	21	40	66.05	0	N/A	N/A
OPS	0	N/A	N/A	0	N/A	N/A	0	N/A	N/A
PLCY	0	N/A	N/A	0	N/A	N/A	0	N/A	N/A
PRIV	10	5	5.1	41	15	28.2	0	N/A	N/A
S&T	0	N/A	N/A	0	N/A	N/A	0	N/A	N/A
TSA	20	11.5	11	542	212.5	269.17	1	604	604
USCG	109	7	10.08	799	175	228.5	0	N/A	N/A
USCIS	942	27	46	14,734	34	40	0	N/A	N/A
USSS	94	11	11.87	774	170	308.66	1	397	397
US-VISIT	7	14	40.00	0	N/A	N/A	0	N/A	N/A
AGENCY OVERALL	18,021	45	72.49	16,918	37	69.44	2	501	500.50

E. Pending Requests – Ten Oldest Pending Perfected Requests

Component	Sub-Row Heading	10th	9th	8th	7th	6th	5th	4th	3rd	2nd	Oldest Request
CBP	Date of Receipt	2011-10-06	2011-10-06	2011-05-27	2011-05-26	2011-05-26	2011-05-26	2011-05-26	2011-05-25	2011-05-25	2011-05-25
	Number of Days Pending	248	248	341	342	342	342	342	343	343	343
CRCL	Date of Receipt	N/A	N/A	N/A	N/A	N/A	N/A	N/A	2012-09-26	2012-09-18	2012-09-13
	Number of Days Pending	0	0	0	0	0	0	0	3	9	12
FEMA	Date of Receipt	2010-02-03	2010-01-26	2010-01-20	2010-01-08	2009-11-27	2009-11-12	2009-10-21	2009-10-05	2009-03-06	2007-09-07
	Number of Days Pending	668	674	678	685	713	723	738	749	897	1,269
FLETC	Date of Receipt	2012-09-25	2012-09-21	2012-09-17	2012-09-12	2012-09-11	2012-09-06	2012-09-06	2012-09-06	2012-08-15	2012-07-26
	Number of Days Pending	4	6	10	13	14	17	17	17	32	46
I&A	Date of Receipt	N/A	N/A	N/A	N/A	N/A	N/A	2012-09-13	2012-08-07	2012-07-24	2012-04-24
	Number of Days Pending	0	0	0	0	0	0	12	38	48	111
ICE	Date of Receipt	2011-11-30	2011-11-29	2011-11-28	2011-11-28	2011-11-28	2011-10-06	2011-10-05	2011-10-05	2011-07-25	2010-11-22
	Number of Days Pending	212	213	214	214	214	248	249	249	301	470
MGMT	Date of Receipt	2012-08-06	2012-07-25	2012-07-23	2012-07-16	2012-07-07	2012-06-01	2012-05-31	2012-05-07	2012-04-27	2012-04-12
	Number of Days Pending	39	47	49	54	59	78	85	102	108	119
NPPD	Date of Receipt	2012-07-09	2012-06-27	2012-05-23	2012-05-22	2012-05-21	2012-05-07	2012-05-07	2012-05-07	2012-04-25	2012-04-12
	Number of Days Pending	59	66	90	91	92	102	102	102	110	119
OGC	Date of Receipt	N/A	N/A	N/A	2012-09-25	2012-09-05	2012-05-09	2011-11-30	2011-11-30	2011-11-30	2011-11-30
	Number of Days Pending	0	0	0	4	18	100	212	212	212	212

Component	Sub-Row Heading	10th	9th	8th	7th	6th	5th	4th	3rd	2nd	Oldest Request
OIG	Date of Receipt	2012-07-16	2012-05-21	2012-04-24	2012-04-24	2012-04-23	2012-04-16	2012-04-05	2012-03-23	2012-02-07	2011-12-08
	Number of Days Pending	54	92	111	111	112	117	124	133	165	206
OPS	Date of Receipt	N/A	N/A	N/A	N/A	N/A	N/A	N/A	N/A	N/A	N/A
	Number of Days Pending	0	0	0	0	0	0	0	0	0	0
PLCY	Date of Receipt	N/A	N/A	N/A	N/A	N/A	N/A	N/A	N/A	N/A	N/A
	Number of Days Pending	0	0	0	0	0	0	0	0	0	0
PRIV	Date of Receipt	2012-08-22	2012-08-21	2012-08-21	2012-08-21	2012-08-21	2012-08-07	2012-05-18	2012-04-25	2012-03-16	2011-12-13
	Number of Days Pending	27	28	28	28	28	38	93	110	138	203
S&T	Date of Receipt	N/A	N/A	N/A	N/A	N/A	N/A	N/A	N/A	N/A	N/A
	Number of Days Pending	0	0	0	0	0	0	0	0	0	0
TSA	Date of Receipt	2009-10-26	2009-09-01	2009-07-06	2009-06-10	2009-01-02	2008-12-18	2008-10-29	2008-06-19	2004-11-01	2004-10-27
	Number of Days Pending	735	772	813	830	939	948	982	1,073	1,986	1,989
USCG	Date of Receipt	2009-12-08	2009-12-01	2009-11-30	2009-11-25	2009-11-23	2009-10-01	2009-09-25	2009-07-22	2009-07-21	2009-01-12
	Number of Days Pending	706	711	712	714	716	751	755	801	802	933
USCIS	Date of Receipt	2011-07-07	2011-07-05	2011-06-29	2011-06-17	2011-05-10	2011-05-02	2011-03-09	2011-03-07	2011-03-07	2011-03-03
	Number of Days Pending	313	315	319	327	354	360	398	400	400	402
USSS	Date of Receipt	2006-10-17	2006-10-17	2006-10-17	2006-10-17	2006-10-17	2006-10-17	2006-10-17	2006-10-17	2006-10-17	2006-10-17
	Number of Days Pending	1,493	1,493	1,493	1,493	1,493	1,493	1,493	1,493	1,493	1,493
AGENCY OVERALL	Date of Receipt	2006-10-17	2006-10-17	2006-10-17	2006-10-17	2006-10-17	2006-10-17	2006-10-17	2006-10-17	2004-11-01	2004-10-27
	Number of Days Pending	1,493	1,493	1,493	1,493	1,493	1,493	1,493	1,493	1,986	1,989

VIII. Requests for Expedited Processing and Requests for Fee Waivers

A. Requests for Expedited Processing

Component	Number Granted	Number Denied	Median Number of Days to Adjudicate	Average Number of Days to Adjudicate	Number Adjudicated within 10 Calendar Days
CBP	5	2	1	27	6
CRCL	1	0	1	1	1
FEMA	1	1	8	8	2
FLETC	0	0	N/A	N/A	N/A
I&A	0	0	N/A	N/A	N/A
ICE	7	98	1	2.75	101
MGMT	2	0	1.5	1.5	2
NPPD	1	0	8	8	1
OGC	0	0	N/A	N/A	N/A
OIG	1	14	3	4.73	15
OPS	0	0	N/A	N/A	N/A
PLCY	0	0	N/A	N/A	N/A
PRIV	1	6	8	8.86	6
S&T	0	0	N/A	N/A	N/A
TSA	3	32	2	2.8	35
USCG	0	0	N/A	N/A	N/A

Component	Number Granted	Number Denied	Median Number of Days to Adjudicate	Average Number of Days to Adjudicate	Number Adjudicated within 10 Calendar Days
USCIS	33	901	5	6.77	786
USSS	4	68	10	10.63	36
AGENCY OVERALL	59	1,122	4	6.63	991

B. Requests for Fee Waiver

Component	Number Granted	Number Denied	Median Number of Days to Adjudicate	Average Number of Days to Adjudicate
CBP	12	2	11	20.79
CRCL	0	0	N/A	N/A
FEMA	0	1	6	6
FLETC	0	0	N/A	N/A
I&A	1	6	2	2
ICE	29	63	2	4.05
MGMT	5	0	1	1.2
NPPD	0	0	N/A	N/A
OGC	0	0	N/A	N/A
OIG	0	22	2	2.82
OPS	0	0	N/A	N/A
PLCY	0	0	N/A	N/A
PRIV	4	8	10.5	14.92
S&T	0	3	7	7
TSA	20	52	2	2.8
USCG	0	0	N/A	N/A
USCIS	60	88	1	1
USSS	0	0	N/A	N/A
AGENCY OVERALL	131	245	1	3.35

IX. FOIA Personnel and Costs

Component	Personnel			Costs		
	Number of "Full Time FOIA Employees"	Number of "Equivalent Full-Time FOIA Employees"	Total Number of "Full-Time FOIA Staff" (Col. 1 + Col. 2)	Processing Costs	Litigation - Related Costs	Total Costs
CBP	39	15.38	54.38	\$4,500,687.17	\$4,393.58	\$4,505,080.75
CRCL	1	0	1	\$105,211.00	\$0.00	\$105,211.00
FEMA	9	8	17	\$4,259,260.51	\$70,120.69	\$4,329,381.20
FLETC	1	0.3	1.3	\$128,275.00	\$0.00	\$128,275.00
I&A	2	0	2	\$186,000.00	\$0.00	\$186,000.00
ICE	29.5	0	29.5	\$3,653,919.00	\$1,058,905.00	\$4,712,824.00
MGMT	0.75	0	0.75	\$88,500.00	\$0.00	\$88,500.00
NPPD	4	1	5	\$433,508.00	\$6,219.32	\$439,727.32
OGC	0.5	0	0.5	\$50,000.00	\$150,000.00	\$200,000.00
OIG	2	1.25	3.25	\$330,721.33	\$104,336.70	\$435,058.03
OPS	0	0.33	0.33	\$38,000.00	\$1,000.00	\$39,000.00

Component	Personnel			Costs		
	Number of "Full Time FOIA Employees"	Number of "Equivalent Full-Time FOIA Employees"	Total Number of "Full-Time FOIA Staff" (Col. 1 + Col. 2)	Processing Costs	Litigation - Related Costs	Total Costs
PLCY	0	0.2	0.2	\$21,000.00	\$0.00	\$21,000.00
PRIV	14.5	1.25	15.75	\$2,330,524.70	\$0.00	\$2,330,524.70
S&T	1	0	1	\$77,368.00	\$0.00	\$77,368.00
TSA	10	2	12	\$1,078,019.00	\$29,173.10	\$1,107,192.10
USCG	11	7.5	18.5	\$1,313,855.00	\$0.00	\$1,313,855.00
USCIS	210	3	213	\$15,993,127.16	\$368,504.10	\$16,361,631.26
USSS	18	4.15	22.15	\$2,160,152.71	\$92,221.14	\$2,252,373.85
AGENCY OVERALL	353.25	44.36	397.61	\$36,748,128.58	\$1,884,873.63	\$38,633,002.21

X. Fees Collected for Processing Requests

Component	Total Amount of Fees Collected	Percentage of Total Costs
CBP	\$329,416.94	6.70%
CRCL	\$0.00	0.00%
FEMA	\$7,331.60	0.03%
FLETC	\$330.70	0.57%
I&A	\$0.00	0.12%
ICE	\$2,676.50	0.22%
MGMT	\$0.00	1.18%
NPPD	\$25.00	0.00%
OGC	\$0.00	0.00%
OIG	\$277.90	0.08%
OPS	\$0.00	0.00%
PLCY	\$0.00	0.00%
PRIV	\$0.00	0.00%
S&T	\$900.60	0.00%
TSA	\$0.00	0.00%
USCG	\$83,336.34	0.78%
USCIS	\$11,595.23	0.07%
USSS	\$0.00	0.00%
AGENCY OVERALL	\$435,890.81	1.19%

XI. FOIA Regulations – The Department of Homeland Security FOIA Implementing Regulations are codified at 6 C.F.R. Part 5, and also can be found at http://www.dhs.gov/xlibrary/assets/FOIA_FedReg_Notice.pdf.

XII. Backlogs, Consultations, and Comparisons

A. Backlogs of FOIA Requests and Administrative Appeals

Component	Number of Backlogged Requests as of the End of Fiscal Year	Number of Backlogged Appeals as of End of Fiscal Year
CBP	10,648	0
CRCL	0	N/A

Component	Number of Backlogged Requests as of the End of Fiscal Year	Number of Backlogged Appeals as of End of Fiscal Year
FEMA	306	N/A
FLETC	2	0
I&A	3	0
ICE	2,443	0
MGMT	13	N/A
NPPD	2,288	N/A
OGC	5	99
OIG	11	13
OPS	0	N/A
PLCY	0	N/A
PRIV	5	N/A
S&T	0	N/A
TSA	542	10
USCG	782	33
USCIS	10,727	10
USSS	778	0
AGENCY OVERALL	28,553	165

B. Consultations on FOIA Requests – Received, Processed, and Pending Consultations

Component	Number of Consultations Received from Other Agencies that Were Pending at Your Agency as of Start of the Fiscal Year	Number of Consultations Received from Other Agencies During the Fiscal Year	Number of Consultations Received from Other Agencies that Were Processed by Your Agency During the Fiscal Year	Number of Consultations Received from Other Agencies that were Pending at Your Agency as of the End of the Fiscal Year
CBP	1	50	46	5
CRCL	0	4	4	0
FEMA	2**	9	9	2
FLETC	0	4	4	0
I&A	1**	24	22	3
ICE	0	88	84	4
MGMT	0	0	0	0
NPPD	0	0	0	0
OGC	0	1	1	0
OIG	0	2	2	0
OPS	0	5	5	0
PLCY	0	13	13	0
PRIV	0	24	21	3
S&T	0	6	6	0
TSA	16	16	22	10
USCG	14	6	14	6
USCIS	0	75	72	3
USSS	9	11	11	9
AGENCY OVERALL	43**	338	336	45

** Corrected number due to component reporting error in FY 2011.

C. Consultations on FOIA Requests – Ten Oldest Consultations Received from Other Agencies and Pending

Component	Sub-Row Heading	10th	9th	8th	7th	6th	5th	4th	3rd	2nd	Oldest Request
CBP	Date of Receipt	N/A	N/A	N/A	N/A	N/A	2012-07-19	2012-06-28	2012-05-31	2012-04-10	2012-04-09
	Number of Days Pending	0	0	0	0	0	51	65	85	121	122
CRCL	Date of Receipt	N/A	N/A	N/A	N/A	N/A	N/A	N/A	N/A	N/A	N/A
	Number of Days Pending	0	0	0	0	0	0	0	0	0	0
FEMA	Date of Receipt	N/A	N/A	N/A	N/A	N/A	N/A	N/A	N/A	2011-08-23	2011-03-27
	Number of Days Pending	0	0	0	0	0	0	0	0	280	385
FLETC	Date of Receipt	N/A	N/A	N/A	N/A	N/A	N/A	N/A	N/A	N/A	N/A
	Number of Days Pending	0	0	0	0	0	0	0	0	0	0
I&A	Date of Receipt	N/A	N/A	N/A	N/A	N/A	N/A	N/A	2012-09-18	2012-08-29	2012-04-03
	Number of Days Pending	0	0	0	0	0	0	0	9	22	126
ICE	Date of Receipt	N/A	N/A	N/A	N/A	N/A	N/A	2012-09-07	2012-07-30	2012-07-19	2012-05-04
	Number of Days Pending	0	0	0	0	0	0	16	44	51	103
MGMT	Date of Receipt	N/A	N/A	N/A	N/A	N/A	N/A	N/A	N/A	N/A	N/A
	Number of Days Pending	0	0	0	0	0	0	0	0	0	0
NPPD	Date of Receipt	N/A	N/A	N/A	N/A	N/A	N/A	N/A	N/A	N/A	N/A
	Number of Days Pending	0	0	0	0	0	0	0	0	0	0
OGC	Date of Receipt	N/A	N/A	N/A	N/A	N/A	N/A	N/A	N/A	N/A	N/A
	Number of Days Pending	0	0	0	0	0	0	0	0	0	0
OIG	Date of Receipt	N/A	N/A	N/A	N/A	N/A	N/A	N/A	N/A	N/A	N/A
	Number of Days Pending	0	0	0	0	0	0	0	0	0	0
OPS	Date of Receipt	N/A	N/A	N/A	N/A	N/A	N/A	N/A	N/A	N/A	N/A
	Number of Days Pending	0	0	0	0	0	0	0	0	0	0
PLCY	Date of Receipt	N/A	N/A	N/A	N/A	N/A	N/A	N/A	N/A	N/A	N/A
	Number of Days Pending	0	0	0	0	0	0	0	0	0	0
PRIV	Date of Receipt	N/A	N/A	N/A	N/A	N/A	N/A	N/A	2012-09-26	2012-08-16	2011-11-20
	Number of Days Pending	0	0	0	0	0	0	0	3	31	218
S&T	Date of Receipt	N/A	N/A	N/A	N/A	N/A	N/A	N/A	N/A	N/A	N/A
	Number of Days Pending	0	0	0	0	0	0	0	0	0	0
TSA	Date of Receipt	2012-07-23	2012-04-10	2012-03-30	2011-09-16	2011-09-16	2011-09-15	2011-04-20	2010-10-28	2010-09-03	2010-06-15
	Number of Days Pending	49	121	128	262	262	263	368	486	523	580
USCG	Date of Receipt	N/A	N/A	N/A	N/A	2012-06-06	2012-05-03	2012-01-26	2011-05-05	2011-03-21	2010-10-05
	Number of Days Pending	0	0	0	0	81	104	173	357	390	502
USCIS	Date of Receipt	N/A	N/A	N/A	N/A	N/A	N/A	N/A	2012-09-26	2012-09-24	2012-08-24
	Number of Days Pending	0	0	0	0	0	0	0	3	5	25

Component	Sub-Row Heading	10th	9th	8th	7th	6th	5th	4th	3rd	2nd	Oldest Request
USSS	Date of Receipt	N/A	2012-02-08	2012-02-08	2012-01-13	2012-01-13	2011-09-21	2011-05-10	2010-10-08	2010-10-08	2010-10-08
	Number of Days Pending	0	164	164	181	181	259	354	499	499	499
AGENCY OVERALL	Date of Receipt	2011-05-05	2011-03-27	2011-03-21	2010-10-28	2010-10-08	2010-10-08	2010-10-08	2010-10-05	2010-09-03	2010-06-15
	Number of Days Pending	357	385	390	486	499	499	499	502	523	580

D. (1) Comparison of Numbers of Requests from Previous and Current Annual Report – Requests Received, Processed, and Backlogged

Component	Number of Requests Received		Number of Requests Processed	
	Received During Fiscal Year from Last Year's Annual Report	Received During Fiscal Year from Current Annual Report	Processed During Fiscal Year from Last Year's Annual Report	Processed During Fiscal Year from Current Annual Report
CBP	32,107	33,243	27,818	26,571
CRCL	73	84	74	87
FEMA	820	761	1,100**	952
FLETC	134	109	141	102
I&A	71	96	54	115
ICE	16,502	24,073	16,488	21,220
MGMT	180	124	182	116
NPPD	2,886**	7,105	2,951	4,891
OGC	43	19	58	17
OIG	175	180	170	166
OPS	37	60	37	60
PLCY	26	26	24	26
PRIV	1,317	730	1,327	709
S&T	33	36	33	37
TSA	926	861	694	949
USCG	3,882	3,700	3,708	3,256
USCIS	115,545	117,787	89,835	145,278
USSS	897	1,595	898	1,343
AGENCY OVERALL	175,654**	190,589	145,592**	205,895

D. (2) Comparison of Backlogged Requests from Previous and Current Annual Report

Component	Number of Backlogged Requests as of End of the Fiscal Year from Previous Annual Report	Number of Backlogged Requests as of End of the Fiscal Year from Current Annual Report
CBP	4,356	10,648
CRCL	6	0
FEMA	485	306
FLETC	5	2
I&A	22**	3
ICE	18	2,443
MGMT	3	13
NPPD	65**	2,288

** Corrected number due to components reporting error in FY 2011.

Component	Number of Backlogged Requests as of End of the Fiscal Year from Previous Annual Report	Number of Backlogged Requests as of End of the Fiscal Year from Current Annual Report
OGC	5	5
OIG	0	11
OPS	0	0
PLCY	0	0
PRIV	4	5
S&T	0	0
TSA	580	542
USCG	471**	782
USCIS	35,780	10,727
USSS	571**	778
AGENCY OVERALL	42,371**	28,553

E. (1) Comparison of Numbers of Administrative Appeals from Previous and Current Annual Report – Appeals Received, Processed, and Backlogged

Component	Number of Appeals Received		Number of Appeals Processed	
	Received During Fiscal Year from Last Year's Annual Report	Received During Fiscal Year from Current Annual Report	Processed During Fiscal Year from Last Year's Annual Report	Processed During Fiscal Year from Current Annual Report
CBP	338	474	343	476
FLETC	1	1	1	1
ICE	245	288	230	303
OGC	114	113	164	161
OIG	12	19	14	19
TSA	41	32	46	25
USCG	44	35	41	51
USCIS	1,079	1,349	1,049	1,431
USSS	43	34	45	23
AGENCY OVERALL	1,917	2,345	1,933	2,490

(2) Comparison of Backlogged Administrative Appeals from Previous and Current Annual Report

Component	Number of Backlogged Appeals as of End of the Fiscal Year from Previous Annual Report	Number of Backlogged Appeals as of End of the Fiscal Year from Current Annual Report
CBP	0	0
FLETC	0	0
ICE	18	0
OGC	141	99
OIG	12	13
TSA	2	10
USCG	49	33
USCIS	105	10
USSS	0	0
AGENCY OVERALL	327	165

APPENDIX A: Composition of the Department of Homeland Security

The Office of the Secretary oversees Department of Homeland Security (DHS) efforts to counter terrorism and enhance security, secure and manage our borders while facilitating trade and travel, enforce and administer our immigration laws, safeguard and secure cyberspace, build resilience to disasters, and provide essential support for national and economic security - in coordination with federal, state, local, international, tribal and private sector partners.

Offices:

The Privacy Office (PRIV) works to preserve and enhance privacy protections for all individuals and to promote transparency of Department operations.

The Office for Civil Rights and Civil Liberties (CRCL) provides legal and policy advice to Department leadership on civil rights and civil liberties issues, investigates and resolves complaints, and provides leadership to Equal Employment Opportunity Programs.

The Office of Inspector General (OIG) is responsible for conducting and supervising audits, investigations, and inspections relating to the programs and operations of the Department, and recommends ways for the Department to carry out its responsibilities in the most effective, efficient, and economical manner possible.

The Citizenship and Immigration Services Ombudsman (CISOMB) provides recommendations for resolving individual and employer problems with the United States Citizenship and Immigration Services in order to ensure national security and the integrity of the legal immigration system.

The Office of Legislative Affairs (OLA) serves as primary liaison to members of Congress and their staffs.

The Office of the General Counsel (OGC) integrates approximately 1700 lawyers from throughout the Department comprised of a headquarters office with subsidiary divisions and the legal programs for eight Department components.

The Office of Public Affairs (OPA) coordinates the public affairs activities of all of the Department's components and offices.

The Office of the Executive Secretariat (ESEC) assures the accurate and timely dissemination of information and written communications from throughout the Department and our homeland security partners to and from the Secretary and Deputy Secretary.

The Military Advisor's Office advises on facilitating, coordinating, and executing policy, procedures, preparedness activities, and operations between the Department and the Department of Defense.

The Office of Intergovernmental Affairs (IGA) promotes an integrated national approach to homeland security by ensuring, coordinating, and advancing federal interaction with state, local, tribal, and territorial governments.

Department Components and Directorates:

The Directorate for National Protection and Programs (NPPD) leads the national effort to protect and enhance the resilience of the Nation's physical and cyber infrastructure.

The Directorate for Science and Technology (S&T) strengthens America's security and resiliency by providing knowledge products and innovative technology solutions for the Homeland Security Enterprise.

The Directorate for Management (MGMT) is responsible for Department budgets and appropriations, expenditure of funds, accounting and finance, procurement, human resources, information technology systems, facilities and equipment, and the identification and tracking of performance measurements.

The Office of Policy (PLCY) develops Department-wide policies, programs and planning to promote and ensure quality, consistency and integration across all homeland security missions.

The Office of Health Affairs (OHA) coordinates all medical activities of the Department of Homeland Security to ensure appropriate preparation for and response to incidents having medical significance.

The Office of Intelligence and Analysis (I&A) is responsible for equipping the Homeland Security Enterprise with the information and intelligence it needs to keep the United States safe, secure, and resilient.

The Office of Operations Coordination and Planning (OPS) provides Departmental Leadership situational awareness, promotes information sharing, integrates and synchronizes strategic operations and planning, and administers the DHS continuity program.

The Federal Law Enforcement Training Center (FLETC) provides career-long training to law enforcement professionals to help them fulfill their responsibilities safely and proficiently.

The Domestic Nuclear Detection Office (DNDO) works to enhance the nuclear detection efforts of federal, state, territorial, tribal, and local governments, and the private sector and to ensure a coordinated response to such threats.

The Transportation Security Administration (TSA) protects the nation's transportation systems to ensure secure freedom of movement for people and commerce.

United States Customs and Border Protection (CBP) is responsible for securing the border against all transnational threats and facilitating trade and travel while enforcing hundreds of U.S. regulations, including immigration and drug laws.

United States Citizenship and Immigration Services (USCIS) grants immigration and citizenship benefits, promotes awareness and understanding of citizenship, and ensures the integrity of our immigration system.

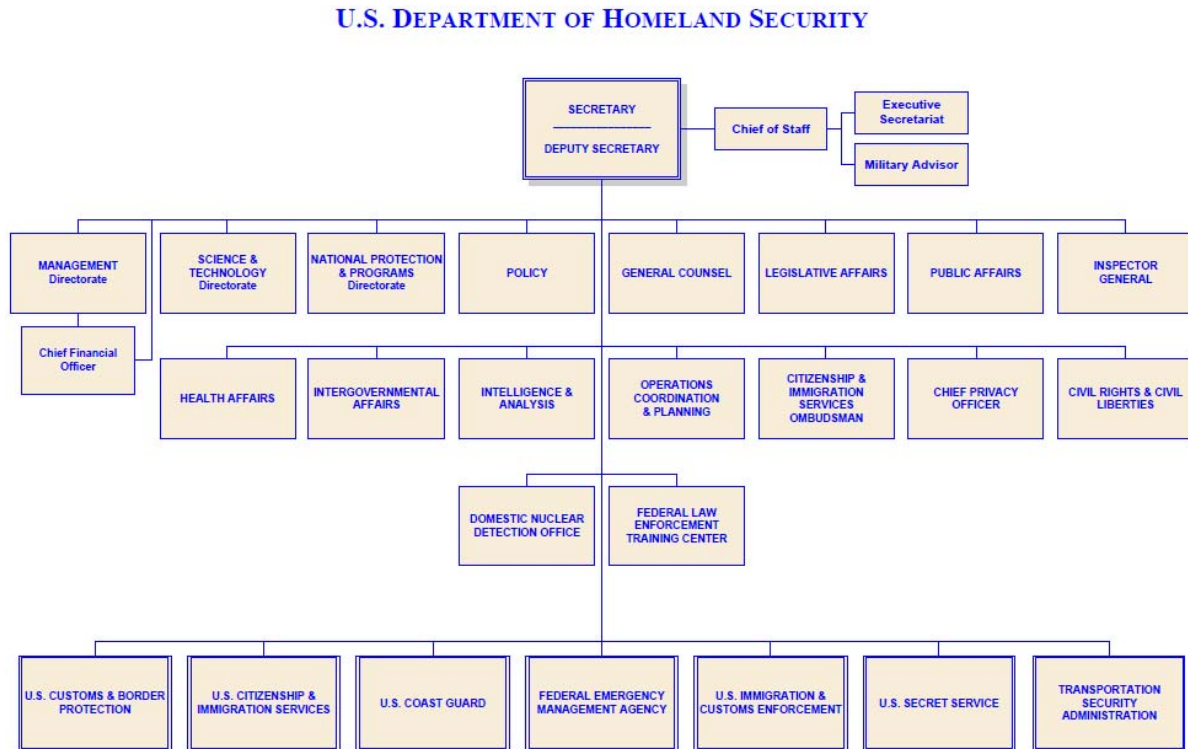
United States Immigration and Customs Enforcement (ICE) promotes homeland security and public safety through the criminal and civil enforcement of federal laws governing border control, customs, trade, and immigration.

The United States Coast Guard (USCG) is one of the five armed forces of the United States and the only military organization within the Department of Homeland Security. The Coast Guard protects the maritime economy and the environment, defends our maritime borders, and saves those in peril.

The Federal Emergency Management Agency (FEMA) supports our citizens and first responders to ensure that as a nation we work together to build, sustain, and improve our capability to prepare for, protect against, respond to, recover from, and mitigate all hazards.

The United States Secret Service (USSS) safeguards the nation's financial infrastructure and payment systems to preserve the integrity of the economy, and protects national leaders, visiting heads of state and government, designated sites, and National Special Security Events.

APPENDIX B: Organization of the Department of Homeland Security Chart



APPENDIX C: Names, Addresses, and Contact Information for DHS FOIA Officers

Department of Homeland Security Chief FOIA Officer

Jonathan R. Cantor
Acting Chief FOIA Officer
Privacy Office
U.S. Department of Homeland Security
245 Murray Drive, SW, Mail Stop 0655
Washington, DC 20528-0655

Delores J. Barber
Deputy Chief FOIA Officer
Privacy Office
U.S. Department of Homeland Security
245 Murray Drive, SW, Mail Stop 0655
Washington, DC 20528-0655

Department of Homeland Security Component FOIA Officers

Privacy Office
James V.M.L. Holzer, I
Senior Director, FOIA Operations
Ph: 202-343-1743; Fax: 202-343-4011
U.S. Department of Homeland Security
245 Murray Drive, SW, Mail Stop 0655
Washington, DC 20528-0655

Privacy Office
Sabrina Burroughs
Director, Disclosure Policy and FOIA
Program Development
Ph: 202-343-1743; Fax: 202-343-4011
U.S. Department of Homeland Security
245 Murray Drive, SW, Mail Stop 0655
Washington, DC 20528-0655

Privacy Office
Rose Bird
Director, FOIA Improvement
Ph: 202-343-1743; Fax: 202-343-4011
U.S. Department of Homeland Security
245 Murray Drive, SW, Mail Stop 0655
Washington, DC 20528-0655

U.S. Coast Guard
Gaston Brewer
Ph: 202-475-3525 Fax: 202-475-3927
Commandant (CG-611)
2100 2nd St., S.W.
Washington, DC 20593-0001

U.S. Citizenship and Immigration Services
Jill Eggleston
Ph: 816-350-5521; Fax: 816-350-5785
National Records Center, FOIA/PA Office
P. O. Box 648010
Lee's Summit, MO 64064-8010

U.S. Customs and Border Protection
Jacky J. Saint Juste, Acting
Ph: 202-325-0150; Fax: 202-325-0230
FOIA Division
90 K Street NE, 9th Floor
Washington, DC 20229-1181

Office for Civil Rights and Civil Liberties
Fernando Pineiro, Jr.
Ph: 202-357-7672; Fax: 202-357-1196
DHS-CRCL-FOIA
U.S. Department of Homeland Security
245 Murray Lane, SW, Bldg. 410,
Mail Stop 0190
Washington, DC 20528-0190

Federal Emergency Management Agency
Monique Booker-Kasper, Acting
Ph: 202-646-3323; Fax: 202-646-3347
Disclosure Branch
1800 South Bell Street, Fourth Floor,
Mail Stop 3005
Arlington, Virginia 20598-3005

Federal Law Enforcement Training Center
William Dooley
Ph: 912-267-4512; Fax: 912-267-3113
Building No.681, Suite 187B
Glynco, GA 31524

Office of the General Counsel
Cynthia Martin, Acting
Ph: 202-282-9822; Fax: 202-282-9186
U.S. Department of Homeland Security
Washington, DC 20528-0001

U.S. Immigration and Customs Enforcement
Catrina Pavlik-Keenan
Ph: 866-633-1182; Fax: 202-732-4265
500 12th Street, SW, Mail Stop 5009
Washington, DC 20536-5009

Office of Inspector General
Katherine Gallo
Ph: 202-254-4001; Fax: 202-254-4398
U.S. Department of Homeland Security
245 Murray Drive, Bldg. 410,
Mail Stop 2600
Washington, DC 20528-2600

Office of Intelligence and Analysis
Priscilla Waters
Ph: 202-447-4483; Fax: 202-612-1936
U.S. Department of Homeland Security
Washington, DC 20528-0001

Directorate for National Protection and
Programs
Sandy Ford Page, Acting
Ph: 703-235-2211; Fax: 703-235-2052
U.S. Department of Homeland Security
Washington, DC 20528-0001

Office of Operations Coordination and
Planning
Michael Page
Ph: 202-447-4156; Fax: 202-282-9811
U.S. Department of Homeland Security
Washington, DC 20528-0001

Office of Policy
Traci Ballard
Ph: 202-447-3497; Fax: 202-282-9512
U.S. Department of Homeland Security
245 Murray Drive, SW, Mail Stop 0445
Washington, DC 20528-0445

Science & Technology Directorate
Katrina Hagan
Ph: 202-254-6342; Fax: 202-254-6739
U.S. Department of Homeland Security
Washington, DC 20528-0001

United States Secret Service
Latita Payne
Ph: 202-406-6370; Fax: 202-406-5586
245 Murray Drive, Building T-5
Washington, DC 20223

Transportation Security Administration
Yvonne Coates
Ph: 1-866-FOIA-TSA; Fax: 571-227-2300
601 S. 12th Street, TSA-20
11th Floor, East Tower
Arlington, VA 20598-6020

EXHIBIT C



Department of Homeland Security

Privacy Office

2011 Freedom of Information Act Report
to the Attorney General of the United States

February 2012



Homeland
Security

Message from the Chief Freedom of Information Act Officer

I am delighted to present the Department of Homeland Security's (DHS) Annual Freedom of Information Act (FOIA) Report to the Attorney General for 2011. This is the third such report produced during my tenure as the Department's Chief Privacy Officer and Chief FOIA Officer and the third to reflect President Obama's call for openness and transparency in Federal Government operations. The highlight of this year's report is the unprecedented number of FOIA requests the Department received overall, the near doubling of requests submitted to two DHS components, U.S. Customs and Border Protection (CBP) and U.S. Immigration and Customs Enforcement (ICE), and an additional 20 percent increase in requests coming in to United States Citizenship and Immigration Services (USCIS), the DHS component that receives the most FOIA requests.



To analyze these numbers more closely, in Fiscal Year 2011 DHS received a total of 175,656 FOIA requests, up 45,558 or 35 percent from Fiscal Year 2010's total of 130,098. We processed 145,631 requests, an increase from 138,651 in 2010. These requests were almost equally divided between simple requests (requests anticipated to involve a small volume of material or which will be able to be processed relatively quickly) and complex requests (requests that are anticipated to involve a voluminous amount of material to review or will be time-consuming to process). We received 64,895 simple requests and 64,792 complex requests, respectively. For 98,401 of these cases (57 percent), DHS released responsive information. The percentage of FOIA requests with information released is even higher—81 percent—when the 17,731 requests that are duplicative or withdrawn altogether and/or seek records that do not exist or, alternatively, fall under the purview of another agency are eliminated.

The increased volume of incoming requests did not preclude a timely response. Almost across the board, DHS components shortened the interval between the receipt of a simple perfected request and its final disposition. CBP, for example, reduced its median response time for simple perfected requests from 24 days in FY10 to 4 in FY11 or 83 percent. The Office for Civil Rights and Civil Liberties (CRCL) decreased its median turnaround from 22 days to 7 or 68 percent, while the Office of Inspector General average response time dropped from 11.05 days to 8.57, or 22 percent. In some cases, the response time for complex requests also fell significantly. The Federal Emergency Management Administration (FEMA)'s response time dropped from 390 days in Fiscal Year 2010 to 102 in Fiscal Year 2011 or 74 percent. The United States Coast Guard (USCG) cut its response time from 56 days to 45 (20 percent), and the Office of General Counsel reduced its average response time of 474.57 days in FY10 to 296.69 in FY11— 37 percent.

Here at DHS we have experienced a 64 percent increase in the number of FOIA requests received since President Obama took Office and called for greater transparency and openness. What do these numbers mean in terms of the President's mandate? It is clear that the concepts of government accountability through the Freedom of Information Act that the President expressed upon assuming office has gained widespread acceptance among the public, that they are turning

first to the FOIA process to seek information about federal activities and using the full power of the law to find out what they want, perhaps need, to know. Certainly this is the case at DHS, where we celebrate this development to better acquaint our constituency with the panoply of programs and activities we carry out on their behalf.

I direct your attention to the pages that follow and look forward to providing even better and more responsive customer service in the new Fiscal Year.

Mary Ellen Callahan
Chief Freedom of Information Act Officer
U.S. Department of Homeland Security

TABLE OF CONTENTS

I. Basic Information Regarding Report.....	vi
II. Making a FOIA Request	vi
III. Acronyms, Definitions, and Exemptions.....	vi
IV. Exemption 3 Statutes	1
V. FOIA Requests	3
A. Received, Processed and Pending FOIA Requests	3
B. (1) Disposition of FOIA Requests - All Processed Requests	3
(2) Disposition of FOIA Requests - “Other” Reasons for “Full Denials Based on Reasons Other than Exemptions” from Section V, B(1) Chart	4
(3) Disposition of FOIA Requests - Number of Times Exemptions Applied....	5
VI. Administrative Appeals of Initial Determinations of FOIA Requests	6
A. Received, Processed, and Pending Administrative Appeals.....	6
B. Disposition of Administrative Appeals - All Processed Appeals	6
C. (1) Reasons for Denial on Appeal - Number of Times Exemptions Applied....	6
(2) Reasons for Denial on Appeal - Reasons Other than Exemptions.....	7
(3) Reasons for Denial on Appeal - “Other” Reasons from Section VI, C(2) Chart.....	7
(4) Response Times for Administrative Appeals.....	7
(5) Ten Oldest Pending Administrative Appeals	8
VII. FOIA Requests: Response Times for Processed and Pending Requests.....	8
A. Processed Requests - Response Time for All Processed Perfected Requests....	8
B. Processed Requests - Response Time for Perfected Requests in Which Information was Granted	9
C. Processed Requests - Response Time in Day Increments	10
(1) Simple Requests Response Time in Day Increments.....	10
(2) Complex Requests Response Time in Day Increments	10
(3) Requests Granted Expedited Processing Response Time in Day Increments.....	11
D. Pending Requests - All Pending Perfected Requests.....	11
E. Pending Requests - Ten Oldest Pending Perfected Requests	12
VIII. Requests for Expedited Processing and Requests for Fee Waivers	13
A. Requests for Expedited Processing.....	13
B. Requests for Fee Waiver.....	13
IX. FOIA Personnel and Costs.....	14

X. Fees Collected for Processing Requests15

XI. FOIA Regulations (Including Fee Schedule).....15

XII. Backlogs, Consultations, and Comparisons.....15

 A. Backlogs of FOIA Requests and Administrative Appeals.....15

 B. Consultations on FOIA Requests - Received, Processed, and Pending Consultations.....16

 C. Consultations on FOIA Requests - Ten Oldest Consultations Received from Other Agencies and Pending.....16

 D. (1) Comparison of Numbers of Requests from Previous and Current Annual Report - Requests Received, Processed, and Backlogged17

 (2) Comparison of Backlogged Requests from Previous and Current Annual Report.....18

 E. (1) Comparison of Numbers of Administrative Appeals from Previous and Current Annual Report - Appeals Received, Processed, and Backlogged.....19

 (2) Comparison of Backlogged Administrative Appeals from Previous and Current Annual Report.....19

APPENDICES.....20

 APPENDIX A: Composition of the Department of Homeland Security.....20

 APPENDIX B: Organization of the Department of Homeland Security Chart.....24

 APPENDIX C: Names, Addresses, and Contact Information For DHS FOIA Officers25

I. Basic Information Regarding Report

1. Questions regarding this report may be directed to:

Delores J. Barber
Deputy Chief FOIA Officer
Privacy Office
U.S. Department of Homeland Security
245 Murray Drive SW, Building 410
STOP-0665
Washington, DC 20528-0665
Phone: 703-235-0790; Fax: 703-235-0443

2. This report can be downloaded from the DHS FOIA website at <http://www.dhs.gov/FOIA>.

3. Requests for this report in paper form may also be directed to Delores J. Barber, as listed above.

II. Making a FOIA Request

1. Names, addresses, and contact numbers for DHS FOIA Officers can be found on our website at <http://www.dhs.gov/FOIA>.

2. Brief description why requests are not granted:

The Department of Homeland Security (DHS or the Department) has the primary responsibility to lead the unified national effort to secure the country and preserve our freedoms. It follows that the records maintained by the Department often involve law enforcement matters. Because law enforcement records are of such interest to subjects of investigation, victims of crime, and the public at large, these records are often requested under the Freedom of Information Act. The Department commonly invokes exemptions 6 and 7(C) to prevent unwarranted injury to the privacy interests of individuals, and exemption 7(E) to protect against the disclosure of law enforcement techniques, procedures and guidelines. Further, until the issuance of *Milner v. Department of the Navy*, 131 S.Ct. 1259 (2011), in March of this year, the Department commonly cited exemption 2 to protect against disclosure of certain types of information the release of which is likely to risk circumvention of laws or regulations.

III. Acronyms, Definitions, and Exemptions

1. Agency-specific acronyms or other terms.

- a. CBP United States Customs and Border Protection
- b. CFO Chief Financial Officer
- c. CISOMB Citizenship and Immigration Services Ombudsman
- d. CRCL Office for Civil Rights & Civil Liberties
- e. DNDO Domestic Nuclear Detection Office
- f. ESEC Office of the Executive Secretary
- g. FEMA Federal Emergency Management Agency

- h. FLETC Federal Law Enforcement Training Center
- i. I&A Office of Intelligence and Analysis
- j. IGA Office of Intergovernmental Affairs
- k. ICE United States Immigration and Customs Enforcement
- l. MGMT Management Directorate
- m. NCSC National Cyber Security Center
- n. NPPD National Protection and Programs Directorate
- o. OGC Office of the General Counsel
- p. OHA Office of Health Affairs
- q. OIG Office of the Inspector General
- r. OLA Office of Legislative Affairs
- s. OPA Office of Public Affairs
- t. OPS Office of Operations Coordination and Planning
- u. PLCY Office of Policy
- v. PRIV Privacy Office
- w. S&T Science and Technology Directorate
- x. TSA Transportation Security Administration
- y. USCG United States Coast Guard
- z. USCIS United States Citizenship and Immigration Services
- aa. USSS United States Secret Service
- bb. US-VISIT United States Visitor and Immigrant Status Indicator Technology

2. Definition of terms, expressed in common terminology.

- a. **Administrative Appeal** – A request to a federal agency asking that it review at a higher administrative level a FOIA determination made by the agency at the initial request level.
- b. **Average Number** – The number obtained by dividing the sum of a group of numbers by the quantity of numbers in the group. For example, of 3, 7, and 14, the average number is 8, determined by dividing 24 by 3.
- c. **Backlog** – The number of requests or administrative appeals that are pending at an agency at the end of the fiscal year that are beyond the statutory time period for a response.
- d. **Component** – For agencies that process requests on a decentralized basis, a “component” is an entity, also sometimes referred to as an Office, Division, Bureau, Center, or Directorate, within the agency that processes FOIA requests. The FOIA now requires that agencies include in the Annual FOIA Report data for both the agency overall and for each principal component of the agency.
- e. **Consultation** – The procedure whereby the agency responding to a FOIA requests first forwards a record to another agency for its review because that other agency has an interest in the document. Once the agency in receipt of the consultation finishes its review of the record, it provided its views on the record to

the agency that forwarded it. That agency, in turn, will then respond to the FOIA requester.

- f. **Exemption 3 Statute** – A federal statute other than FOIA that exempts information from disclosure and which the agency relies on to withhold information under subsection (b)(3) of the FOIA.*
- g. **FOIA Request** – A FOIA request is generally a request to a federal agency for access to records concerning another person (i.e., a “third-party” request), an organization, or a particular topic of interest. Moreover, because requesters covered by the Privacy Act who seek records concerning themselves (i.e., “first-party” requesters) are afforded the benefit of the access provisions of both FOIA and the Privacy Act, the term “FOIA request” also includes any such “first-party” requests where an agency determines that it must search beyond its Privacy Act “systems of records” or where the agency applies a Privacy Act exemption and therefore looks to FOIA to afford the greatest possible access. DHS applies this same interpretation of the term “FOIA request” even to “first-party” requests from persons not covered by the Privacy Act, e.g., non-U.S. citizens, because DHS by policy provides such persons the ability to access their own records in DHS’s Privacy Act “mixed systems of records” as if they are subject to the Privacy Act’s access provisions, and DHS processes the requests under FOIA as well. Thus, all requests that require DHS to utilize FOIA in responding to the requester are included in this Report.

Additionally, a FOIA request includes records referred to the agency for processing and direct response to the requester. It does not, however, include records for which the agency has received a consultation from another agency. (Consultations are reported separately in Section XII of this Report.

- h. **Full Grant** – An agency decision to disclose all records in full in response to a FOIA request.
- i. **Full Denial** – An agency decision not to release any records in response to a FOIA request because the records are exempt in their entirety under one or more of the FOIA exemptions, or because of a procedural reason, such as when no records could be located.
- j. **Median Number** – The middle, not average, number. For example, of 3, 7, and 14, the median number is 7.
- k. **Multi-Track Processing** – A system in which simple requests requiring relatively minimal review are placed in one processing track and more voluminous and complex requests are placed in one or more other tracks. Requests granted

* Pursuant to 5 U.S.C. § 552(b)(3) as amended by sec. 564 of Public Law 111-83, a statute enacted after October 28, 2009 can qualify as an Exemption 3 law only if it cites specifically to 5 U.S.C. § 552(b)(3).

expedited processing are placed in yet another track. Requests in each track are processed on a first in/first out basis.

- i. **Expedited Processing** – An agency will process a FOIA request on an expedited basis when a requester satisfies the requirements for expedited processing as set forth in the statute and in agency regulations.
 - ii. **Simple Request** – A FOIA request that an agency using multi-track processing places in its fastest (non-expedited) track based on the volume and/or simplicity of records requested.
 - iii. **Complex Request** – A FOIA request that an agency using multi-track processing places in a slower track based on the high volume and/or complexity of the records requested.
 - l. **Partial Grant/Partial Denial** – An agency decision to disclose portions of the records and to withhold other portions that are exempt under the FOIA, or to otherwise deny a portion of the request for a procedural reason.
 - m. **Pending Request or Pending Administrative Appeal** – A request or administrative appeal for which an agency has not taken final action in all respects.
 - n. **Perfect Request** – A request for records which reasonably describes such records and is made in accordance with published rules stating the time, place, fees (if any) and procedures to be followed.
 - o. **Processed Request or Processed Administrative Appeal** – A request or administrative appeal for which an agency has taken final action in all respects.
 - p. **Range in Number of Days** – The lowest and highest number of days to process requests or administrative appeals
 - q. **Time limits** – The time period in the statute for an agency to respond to a FOIA request (ordinarily 20 working days from receipt of a perfected FOIA request).
3. Concise descriptions of FOIA exemptions:
- a. **Exemption 1:** classified national defense and foreign relations information
 - b. **Exemption 2:** internal agency rules and practices (personnel)
 - c. **Exemption 3:** information that is prohibited from disclosure by another federal law
 - d. **Exemption 4:** trade secrets and other confidential business information
 - e. **Exemption 5:** inter-agency or intra-agency communications that are protected by legal privileges.

- f. **Exemption 6:** information involving matters of personal privacy
- g. **Exemption 7:** records or information compiled for law enforcement purposes, to the extent that the production of those records A) could reasonably be expected to interfere with enforcement proceedings, B) would deprive a person of a right to a fair trial or an impartial adjudication, C) could reasonably be expected to constitute an unwarranted invasion of personal privacy, D) could reasonably be expected to disclose the identity of a confidential source, E) would disclose techniques and procedures for law enforcement investigations or prosecutions, or would disclose guidelines for law enforcement investigations or procedures, or F) could reasonably be expected to endanger the life or physical safety of any individual.
- h. **Exemption 8:** information relating to the supervision of financial institutions
- i. **Exemption 9:** geological information on wells

IV. Exemption 3 Statutes

Statute	Type of Information Withheld	Case Citation	Number of Times Relied upon per Component		Total Number of Times Relied upon by Agency
5 U.S.C. app. 3 § 7(b)	Names of employees who provide information or complaints to the Inspector General		OIG	1	1
6 U.S.C. § 133	Critical Infrastructure Information		FEMA	3	3
8 U.S.C. § 1202(f) (Immigration and Nationality Act)	Certain records pertaining to the issuance or refusal of visas to enter the United States	<u>Medina-Hincapie v. Dep't of State</u> , 700 F.2d 737, 741-42 (D.C. Cir. 1983); <u>DeLaurentiis v. Haig</u> , 686 F.2d 192, 194 (3d Cir. 1982); <u>Judicial Watch, Inc. v. U.S. Dep't of State</u> , 650 F. Supp. 2d 28, 33 (D.D.C. 2009); <u>Smith v. DOJ</u> , No. 81-CV-813, 1983 U.S. Dist. LEXIS 10878, at *13-14 (N.D.N.Y. Dec. 13, 1983).	USCIS	1	1
10 U.S.C. § 424	Organization or any function of, and certain information pertaining to, employees of the Defense Intelligence Agency, the National Reconnaissance Office, and the National Geospatial-Intelligence Agency	<u>Physicians for Human Rights v. DOD</u> , No. RDB-08-273, 2011 WL 1495942, at *7 (D.D.C. Apr. 19, 2011); <u>Miller v. DOJ</u> , 562 F. Supp. 2d 82, 112 (D.D.C. 2008); <u>Wickwire Gavin, P.C. v. Def. Intelligence Agency</u> , 330 F. Supp 2d 592, 602 (E.D. Va. 2004).	USCG	1	1
18 U.S.C. §§ 2510-20	Wiretap requests and the content of any wire, oral, or electronic communication obtained through wiretaps	<u>Mendoza v. DEA</u> , No. 07-5006, 2007 U.S. App. LEXIS 22175 (D.C. Cir. Sept. 14, 2007) (per curiam); <u>Lam Lek Chong v. DEA</u> , 929 F.2d 729, 733 (D.C. Cir. 1991); <u>Payne v. DOJ</u> , No. 96-30840, slip op. at 5-6 (5th Cir. July 11, 1997).	USSS	5	5
26 U.S.C. §§ 6103, 6105	Certain tax return information and certain tax convention information	<u>Church of Scientology v. IRS</u> , 484 U.S. 9, 15 (1987) (26 U.S.C. § 6103); <u>Pac. Fisheries, Inc. v. IRS</u> , No. 09-35618, 2010 WL 3611645, at *2 (9 th Cir. September 15, 2010)(unpublished disposition); <u>Tax Analysts v. IRS</u> , 217 F. Supp. 2d 23, 27-29 (D.D.C. 2002) (26 U.S.C. § 6105).	USCIS	1,082	1,082

Statute	Type of Information Withheld	Case Citation	Number of Times Relied upon per Component		Total Number of Times Relied upon by Agency
41 U.S.C. § 253b(m)(1)	Contractor proposals that are in the possession or control of an executive agency and that have not been set forth or incorporated by reference into contracts	<u>Margolin v. NASA</u> , No. 09-CV-00421-LRH-VPC, 2011 WL 1303221, at *6(D.Nev. Mar.31, 2011); <u>Hornbostel v. U.S. Dep't of the Interior</u> , 305 F. Supp. 2d 21, 30 (D.D.C. 2003), <u>summary affirmance granted</u> , 2004 WL 1900562 (D.C. Cir. Aug. 25, 2004).	FEMA FLETC ICE MGMT NPPD OPS PRIV S&T USCIS US-VISIT	1 1 6 6 2 3 1 2 4 2	28
41 U.S.C. § 423(a)(1)	Contractor bid or proposal information; source selection information	<u>Legal & Safety Employer Research, Inc. v. U.S. Dep't of the Army</u> , No. Civ. S001748, 2001 WL 34098652, at *3-4 (E.D. Cal. 2001) (dictum).	USCG	5	5
46 U.S.C. § 70103(d)	Security plans and other information related to plans		USCG	3	3
49 U.S.C. § 114(s)	Information obtained or developed in carrying out security under the authority of the Aviation and Transportation Security Act or under chapter 449 of this title	<u>Tooley v. Bush</u> , No. 06-306, 2006 WL 3783142, at *19 (D.D.C. Dec. 21, 2006), <u>aff'd on other grounds</u> , 586 F. 3d 1006 (D.C. Cir. 2009); <u>Gordon v. FBI</u> , 390 F. Supp. 2d 897, 900 (N.D. Cal. 2004).	CBP ICE OIG PRIV TSA	646 37 1 8 100	792
50 U.S.C. § 403g	Intelligence sources and methods; certain information pertaining to Agency employees, specifically: "the organization, functions, names, official titles, salaries, or numbers of personnel employed by the Agency"	<u>Larson v. Dep't of State</u> , 565 F.3d 857, 865 n.2 (D.C. Cir. 2009); <u>Berman v. CIA</u> , 501 F.3d 1136, 1137-38, 1140 (9th Cir. 2007); <u>Makky v. Chertoff</u> , 489 F. Supp. 2d 421, 442 (D.N.J. 2007), <u>aff'd on other grounds</u> , 541 F. 3d 205 (3d Cir. 2008).	USCG USSS	1 1	2
50 U.S.C. app. § 2170(c)	CFIUS Filing Material		PRIV	1	1

Statute	Type of Information Withheld	Case Citation	Number of Times Relied upon per Component		Total Number of Times Relied upon by Agency
Fed. R. Crim. P. 6(e)	Certain records pertaining to grand jury proceedings	<u>Sussman v. USMS</u> , 494 F.3d 1106, 1113 (D.C. Cir. 2007); <u>Fund for Constitutional Gov't v. Nat'l Archives & Records Serv.</u> , 656 F.2d 856, 867-68 (D.C. Cir. 1981); <u>Durham v. U.S. Atty. Gen.</u> , No. 06-843, 2008 WL 620744, at *2 (E.D. Tex. Mar. 3, 2008); <u>Cozen O'Connor v. U.S. Dep't of Treasury</u> , 570 F. Supp. 2d 749, 776 (E.D. Pa. 2008).	USCIS	8	11
			USSS	3	

V. FOIA Requests

A. Received, Processed and Pending FOIA Requests

Component [†]	Number of Requests Pending as of Start of Fiscal Year	Number of Requests Received in Fiscal Year	Number of Requests Processed in Fiscal Year	Number of Requests Pending as of End of Fiscal Year
CBP	796	32,107	27,818	5,085
CRCL	7	73	74	6
FEMA	855	820	1,139	536
FLETC	12	134	141	5
I&A	5 [‡]	71	54	22
ICE	36	16,502	16,488	50
MGMT	13	180	182	11
NPPD	47	318	270	95
OGC	20 [§]	43	58	5
OIG	4	175	170	9
OPS	0	37	37	0
PLCY	0	26	24	2
PRIV	45	1,317	1,327	35
S&T	1	33	33	1
TSA	429	926	694	661
USCG	530 ^{**}	3,882	3,708	704
USCIS	14,921 ^{††}	115,545	89,835	40,631
USSS	629	897	898	628
US-VISIT	118 ^{‡‡}	2,570	2,681	7

[†] The following information is important to interpret the FOIA request data presented in this Annual Report: 1) PRIV processes and reports on FOIA requests for itself, the Office of the Secretary (including the Military Advisor's Office and the Office of Intergovernmental Affairs), and the following components: CISOMB, DNDO, ESEC, OHA, OLA, and OPA; 2) MGMT processes and reports on FOIA requests for itself and for CFO; 3) NPPD processes and reports on FOIA requests for itself and for NCSC; and 4) although US-VISIT is an element of NPPD, it processes its own FOIA requests and its request data is reported as if it were a component. Readers of the Annual Report should consider the contents of this footer to apply, as necessary, to all tables in the report.

[‡] Corrected number due to component reporting error in FY 2010.

[§] Corrected number due to component reporting error in FY 2010.

^{**} Corrected number due to component reporting error in FY 2010.

^{††} Corrected number due to component reporting error in FY 2010.

^{‡‡} Corrected number due to component reporting error in FY 2010.

Component [†]	Number of Requests Pending as of Start of Fiscal Year	Number of Requests Received in Fiscal Year	Number of Requests Processed in Fiscal Year	Number of Requests Pending as of End of Fiscal Year
AGENCY OVERALL	18,468 ^{§§}	175,656	145,631	48,493

B. (1) Disposition of FOIA Requests – All Processed Requests

Component	No. of Full Grants	No. of Partial Grants/ Partial Denials	No. of Full Denials Based on Exemptions	Number of Full Denials Based on Reasons Other than Exemptions									Total
				No Records	All Records Referred	Request Withdrawn	Fee-Related Reason	Not Reasonably Described	Improper FOIA Request	Not Agency Record	Duplicate Request	Other	
CBP	2,158	18,955	65	4,603	399	62	54	27	1,278	62	90	65	27,818
CRCL	18	21	0	25	4	2	0	1	3	0	0	0	74
FEMA	276	327	37	153	32	111	9	25	68	8	20	73	1,139
FLETC	28	37	2	34	7	12	2	0	13	1	4	1	141
I&A	6	3	8	22	3	2	1	4	2	2	1	0	54
ICE	556	11,576	222	1,017	2,446	75	28	31	351	9	103	74	16,488
MGMT	21	56	11	25	54	1	3	7	1	1	0	2	182
NPPD	13	165	0	19	0	13	0	2	38	9	2	9	270
OGC	9	8	0	12	17	6	0	0	0	5	1	0	58
OIG	14	67	11	37	8	3	2	0	26	0	0	2	170
OPS	9	10	1	11	2	1	0	2	0	1	0	0	37
PLCY	4	4	1	10	0	0	0	1	2	0	1	1	24
PRIV	22	96	0	49	773	13	0	143	116	34	45	36	1,327
S&T	4	12	3	4	7	1	0	2	0	0	0	0	33
TSA	62	160	39	70	26	57	3	47	15	3	25	187	694
USCG	2,238	558	109	502	26	149	13	8	9	9	36	51	3,708
USCIS	9,723	48,285	71	8,117	2,832	157	69	0	13,656	4,564	2,297	64	89,835
USSS	36	190	34	342	0	100	0	6	117	35	8	30	898
US-VISIT	6	2,668	0	1	0	3	0	0	0	0	0	3	2,681
AGENCY OVERALL	15,203	83,198	614	15,053	6,636	768	184	306	15,695	4,743	2,633	598	145,631

B. (2) Disposition of FOIA Requests – “Other” Reasons for “Full Denials Based on Reasons Other than Exemptions” from Section V, B(1) Chart

Component	Description	No. of Times Used	Total
CBP	Coordinated by Another Office	9	65
	Records Publicly Available	45	
	Unable to Locate Requester	11	
FEMA	Nonresponsive to Requests for Additional Information	73	73
FLETC	Coordinated by Another Office	1	1

^{§§} Corrected number due to components reporting error in FY 2010.

Component	Description	No. of Times Used	Total
ICE	Fugitive	63	74
	Litigation	10	
	Lost File	1	
MGMT	Records Publicly Available	2	2
NPPD	Records Publicly Available	9	9
OIG	Unable to Locate Requester	2	2
PLCY	Sent in Error	1	1
PRIV	Aggregated	13	36
	Litigation	4	
	Records Publicly Available	14	
	Sent in Error	5	
TSA	Glomar Response	14	187
	Nonresponsive to Requests for Additional Information	170	
	Records Publicly Available	3	
USCG	Nonresponsive to Requests for Additional Information	51	51
USCIS	Unable to Locate Records	64	64
USSS	Information Illegible	1	30
	Records Publicly Available	1	
	Requester Refused Letter	10	
	Statute of Limitation Past	15	
	Unable to Locate Requester	3	
US-VISIT	Coordinated by Another Office	3	3
AGENCY OVERALL			598

B. (3) Disposition of FOIA Requests – Number of Times Exemptions Applied

Component	Ex. 1	Ex. 2	Ex. 3	Ex. 4	Ex. 5	Ex. 6	Ex. 7(A)	Ex. 7(B)	Ex. 7(C)	Ex. 7(D)	Ex. 7(E)	Ex. 7(F)	Ex. 8	Ex. 9
CBP	0	2,549	646	103	71	18,843	31	0	18,808	22	5,450	2	0	0
CRCL	0	0	0	0	14	21	0	0	3	0	0	0	0	0
FEMA	0	16	11	155	40	251	0	0	11	0	14	0	0	0
FLETC	0	4	1	10	8	30	1	0	3	0	4	0	0	0
I&A	2	10	0	0	3	8	1	0	5	4	4	0	0	0
ICE	0	2,920	44	36	82	8,054	71	4	8,061	32	7,991	57	0	0
MGMT	1	2	6	27	4	13	2	0	6	0	0	1	0	0
NPPD	0	33	2	17	3	144	0	0	120	0	12	9	0	0

Component	Ex. 1	Ex. 2	Ex. 3	Ex. 4	Ex. 5	Ex. 6	Ex. 7(A)	Ex. 7(B)	Ex. 7(C)	Ex. 7(D)	Ex. 7(E)	Ex. 7(F)	Ex. 8	Ex. 9
OGC	0	0	0	0	5	6	0	0	0	0	0	0	0	0
OIG	1	5	2	3	21	65	11	0	54	6	4	1	0	0
OPS	1	2	1	2	0	9	1	0	1	0	5	1	0	0
PLCY	0	0	0	0	1	2	0	0	1	0	0	0	0	0
PRIV	3	8	10	14	34	93	1	0	9	0	15	1	0	0
S&T	0	1	2	4	5	11	0	0	1	0	2	0	0	0
TSA	0	111	100	25	39	143	1	0	23	0	16	1	0	0
USCG	3	12	10	22	93	656	77	0	79	6	10	0	0	0
USCIS	0	12,084	1,095	85	31,165	30,197	27	0	38,928	8	36,114	0	0	0
USSS	8	49	9	6	13	158	17	0	157	8	126	1	0	0
US-VISIT	0	1	2	1	0	6	0	0	2,197	0	2,407	0	0	0
AGENCY OVERALL	19	17,807	1,941	510	31,601	58,710	241	4	68,467	86	52,174	74	0	0

VI. Administrative Appeals of Initial Determinations of FOIA Requests

A. Received, Processed, and Pending Administrative Appeals

Component	No. of Appeals Pending as of Start of Fiscal Year	No. of Appeals Received in Fiscal Year	No. of Appeals Processed in Fiscal Year	No. of Appeals Pending as of End of Fiscal Year
CBP	23	338	343	18
FLETC	0	1	1	0
ICE	25	245	230	40
OGC ^{***}	201 ^{†††}	114	164	151
OIG	16	12	14	14
TSA	9	41	46	4
USCG	46 ^{‡‡‡}	44	41	49
USCIS	89	1,079	1,049	119
USSS	2	43	45	0
AGENCY OVERALL	411^{§§§}	1,917	1,933	395

B. Disposition of Administrative Appeals – All Processed Appeals

Component	Number Affirmed on Appeal	Number Partially Affirmed & Partially Reversed/Remanded on Appeal	Number Completely Reversed/Remanded on Appeal	Number of Appeals Closed for Other Reasons	Total
CBP	116	111	80	36	343
FLETC	1	0	0	0	1
ICE	130	13	54	33	230
OGC	51	12	49	52	164
OIG	7	4	1	2	14
TSA	26	6	9	5	46

*** OGC processes FOIA appeals for: CRCL, FEMA, I&A, MGMT, NPPD, OHA, OPS, PLCY, PRIV, S&T and US-VISIT.

††† Corrected number due to component reporting error in FY 2010.

‡‡‡ Corrected number due to component reporting error in FY 2010.

§§§ Corrected number due to components reporting error in FY 2010.

Component	Number Affirmed on Appeal	Number Partially Affirmed & Partially Reversed/Remanded on Appeal	Number Completely Reversed/Remanded on Appeal	Number of Appeals Closed for Other Reasons	Total
USCG	9	0	24	8	41
USCIS	253	479	217	100	1,049
USSS	25	13	6	1	45
AGENCY OVERALL	618	638	440	237	1,933

C. (1) Reasons for Denial on Appeal – Number of Times Exemptions Applied

Component	Ex. 1	Ex. 2	Ex. 3	Ex. 4	Ex. 5	Ex. 6	Ex. 7(A)	Ex. 7(B)	Ex. 7(C)	Ex. 7(D)	Ex. 7(E)	Ex. 7(F)	Ex. 8	Ex. 9
CBP	0	85	18	14	15	175	6	0	168	1	150	2	0	0
FLETC	0	0	1	0	0	1	0	0	0	0	0	0	0	0
ICE	0	30	2	1	5	39	3	0	40	0	16	0	0	0
OGC	2	6	2	1	11	13	2	0	3	1	5	0	0	0
OIG	0	0	0	0	4	4	2	0	7	1	1	0	0	0
TSA	0	4	9	0	2	3	0	0	2	0	1	0	0	0
USCG	0	3	1	4	33	12	25	0	11	0	0	0	0	0
USCIS	0	266	18	1	487	416	0	0	574	1	540	0	0	0
USSS	0	4	5	0	3	11	3	0	11	2	6	0	0	0
AGENCY OVERALL	2	398	56	21	560	674	41	0	816	6	719	2	0	0

C. (2) Reasons for Denial on Appeal – Reasons Other than Exemptions

Component	No Records	All Records Referred	Request Withdrawn	Fee-Related Reason	Not Reasonably Described	Improper FOIA Request	Not Agency Record	Duplicate Request	Request in Litigation	Appeal Based Solely on Denial for Expedited Processing	Other
CBP	3	6	5	2	2	14	1	1	0	0	2
FLETC	0	0	0	0	0	0	0	0	0	0	0
ICE	0	1	1	1	0	19	0	1	0	0	10
OGC	21	3	31	1	4	0	0	3	11	1	16
OIG	0	0	0	0	0	0	0	0	0	0	2
TSA	1	0	2	1	1	0	0	1	1	0	7
USCG	2	0	1	1	0	0	0	0	1	0	17
USCIS	0	0	0	0	0	100	0	0	0	0	0
USSS	20	0	0	0	0	1	0	0	0	0	0
AGENCY OVERALL	47	10	40	6	7	134	1	6	13	1	54

C. (3) Reasons for Denial on Appeal – “Other” Reasons from Section VI, C (2) Chart

Component	Description	No. of Times Used	Total
CBP	Moot	2	2
FLETC	N/A	0	0
ICE	Moot	10	10

Component	Description	No. of Times Used	Total
OGC	Adequacy of Search	9	16
	Moot	3	
	Statute of Limitation Past	3	
	Unable to Locate Requester	1	
OIG	Not an Appeal	1	2
	Moot	1	
TSA	Constructive Denial	7	7
USCG	Moot	17	17
USCIS	N/A	0	0
USSS	N/A	0	0
AGENCY OVERALL			54

C. (4) Response Times for Administrative Appeals

Component	Median Number of Days	Average Number of Days	Lowest Number of Days	Highest Number of Days
CBP	20	20.80	1	126
FLETC	31	31	31	31
ICE	32	40	1	135
OGC	659	700.48	46	1,527
OIG	557	441.86	38	851
TSA	54	71.09	3	315
USCG	135	102	12	422
USCIS	60	52	1	179
USSS	20	32	12	137
AGENCY OVERALL	44	106.40	1	1,527

C. (5) Ten Oldest Pending Administrative Appeals

Component	Sub-Row Heading	10th	9th	8th	7th	6th	5th	4th	3rd	2nd	Oldest Appeal
CBP	Date of Receipt	2011-09-20	2011-09-20	2011-09-20	2011-09-14	2011-09-14	2011-09-14	2011-09-13	2011-09-13	2011-09-13	2011-09-07
	Number of Days Pending	9	9	9	13	13	13	14	14	14	18
FLETC	Date of Receipt	N/A	N/A	N/A	N/A	N/A	N/A	N/A	N/A	N/A	N/A
	Number of Days Pending	0	0	0	0	0	0	0	0	0	0
ICE	Date of Receipt	2011-08-29	2011-08-24	2011-08-23	2011-08-17	2011-08-11	2011-08-03	2011-08-01	2011-07-29	2011-07-08	2011-07-06
	Number of Days Pending	25	28	29	33	37	43	45	46	61	63
OGC	Date of Receipt	2007-09-30	2007-09-27	2007-09-14	2007-08-20	2007-08-10	2007-07-25	2007-05-21	2007-05-01	2006-12-26	2006-09-20
	Number of Days Pending	1,001	1,003	1,012	1,016	1,036	1,048	1,093	1,107	1,194	1,259

Component	Sub-Row Heading	10th	9th	8th	7th	6th	5th	4th	3rd	2nd	Oldest Appeal
OIG	Date of Receipt	2011-03-09	2011-01-26	2010-11-15	2010-11-10	2010-10-27	2010-09-15	2010-09-15	2009-01-14	2008-11-25	2008-11-14
	Number of Days Pending	145	174	222	224	234	263	263	698	734	741
TSA	Date of Receipt	N/A	N/A	N/A	N/A	N/A	N/A	2011-09-28	2011-09-21	2011-08-15	2011-06-02
	Number of Days Pending	0	0	0	0	0	0	4	9	36	88
USCG	Date of Receipt	2010-06-09	2010-06-09	2010-06-09	2010-05-12	2010-05-10	2010-05-01	2010-04-30	2009-12-01	2009-11-19	2009-03-10
	Number of Days Pending	333	333	333	352	354	359	360	460	467	644
USCIS	Date of Receipt	2011-07-06	2011-07-06	2011-07-06	2011-07-06	2011-07-06	2011-07-06	2011-07-06	2011-07-06	2011-07-06	2011-07-06
	Number of Days Pending	59	59	59	59	59	59	59	59	59	59
USSS	Date of Receipt	N/A	N/A	N/A	N/A	N/A	N/A	N/A	N/A	N/A	N/A
	Number of Days Pending	0	0	0	0	0	0	0	0	0	0
AGENCY OVERALL	Date of Receipt	2007-09-30	2007-09-27	2007-09-14	2007-08-20	2007-08-10	2007-07-25	2007-05-21	2007-05-01	2006-12-26	2006-09-20
	Number of Days Pending	1,001	1,003	1,012	1,016	1,036	1,048	1,093	1,107	1,194	1,259

VII. FOIA Requests: Response Time for Processed and Pending Requests

A. Processed Requests – Response Time for All Processed Perfected Requests

Component	Simple				Complex				Expedited			
	Median No. of Days	Average No. of Days	Lowest No. of Days	Highest No. of Days	Median No. of Days	Average No. of Days	Lowest No. of Days	Highest No. of Days	Median No. of Days	Average No. of Days	Lowest No. of Days	Highest No. of Days
CBP	4	36.49	1	261	60	65.85	1	213	1.5	2.75	1	7
CRCL	7	8.90	1	25	63	117.76	3	434	N/A	N/A	N/A	N/A
FEMA	369	395.19	1	1,182	102	216.00	1	1,368	487	537.78	279	836
FLETC	12.5	27.56	1	235	N/A	N/A	N/A	N/A	N/A	N/A	N/A	N/A
I&A	23	22.56	4	44	15.5	28.39	1	105	N/A	N/A	N/A	N/A
ICE	7	14.05	1	347	20	34.08	1	357	17.5	18.50	1	45
MGMT	8	10.79	1	62	33	34.76	5	121	N/A	N/A	N/A	N/A
NPPD	27	49.90	1	28	121.5	127.26	3	483	N/A	N/A	N/A	N/A
OGC	10.5	17.50	1	94	240	296.69	10	851	N/A	N/A	N/A	N/A
OIG	8	8.57	1	33	17.5	29.93	3	139	N/A	N/A	N/A	N/A
OPS	1	3.11	1	15	10	9.17	1	23	N/A	N/A	N/A	N/A
PLCY	4	4.22	1	8	7	8.40	1	20	N/A	N/A	N/A	N/A
PRIV	6	6.72	1	19	41	74.71	3	476	391	391	391	391
S&T	8	12.14	1	55	47	62.40	32	131	N/A	N/A	N/A	N/A
TSA	N/A	N/A	N/A	N/A	91	128.27	1	998	5	5	5	5
USCG	5	11.50	1	520	45	43.80	1	695	N/A	N/A	N/A	N/A
USCIS	55	61.41	1	737	69	74.32	1	873	17	44.59	6	187

Component	Simple				Complex				Expedited			
	Median No. of Days	Average No. of Days	Lowest No. of Days	Highest No. of Days	Median No. of Days	Average No. of Days	Lowest No. of Days	Highest No. of Days	Median No. of Days	Average No. of Days	Lowest No. of Days	Highest No. of Days
USSS	14	14.28	1	20	80	250.90	21	1,529	76	76	76	76
US-VISIT	9	10.00	1	293	29	76.00	11	251	N/A	N/A	N/A	N/A
AGENCY OVERALL	11	37.40	1	1,182	68	78.31	1	1,529	17	155.10	1	836

B. Processed Requests – Response Time for Perfected Requests in Which Information Was Granted

Component	Simple				Complex				Expedited			
	Median No. of Days	Average No. of Days	Lowest No. of Days	Highest No. of Days	Median No. of Days	Average No. of Days	Lowest No. of Days	Highest No. of Days	Median No. of Days	Average No. of Days	Lowest No. of Days	Highest No. of Days
CBP	4	26.59	1	261	71	74.02	1	213	1	2.43	1	7
CRCL	6.5	7.38	1	20	63	122.89	3	434	N/A	N/A	N/A	N/A
FEMA	370.5	399.13	1	1,182	113	227.27	1	1,368	369.5	367.00	279	450
FLETC	14.5	29.40	1	165	N/A	N/A	N/A	N/A	N/A	N/A	N/A	N/A
I&A	31	33.33	25	44	33	43.67	1	105	N/A	N/A	N/A	N/A
ICE	9	15.90	1	170	32	43.68	1	319	24	23.50	1	45
MGMT	14	16.00	1	62	33	34.00	14	107	N/A	N/A	N/A	N/A
NPPD	30	32.10	1	132	113.5	127.26	1	483	N/A	N/A	N/A	N/A
OGC	11	15.44	1	35	31.5	42.67	10	87	N/A	N/A	N/A	N/A
OIG	8	9.03	1	22	18.5	30.72	4	139	N/A	N/A	N/A	N/A
OPS	1	2.60	1	7	10	10.82	1	23	N/A	N/A	N/A	N/A
PLCY	4.5	4.50	1	8	8	10.11	1	18	N/A	N/A	N/A	N/A
PRIV	7.5	7.50	7	8	53	91.93	3	476	391	391.00	391	391
S&T	10	16.36	1	41	47	62.40	26	131	N/A	N/A	N/A	N/A
TSA	N/A	N/A	N/A	N/A	157.5	180.31	1	998	N/A	N/A	N/A	N/A
USCG	6	8.70	1	218	34	59.35	1	429	N/A	N/A	N/A	N/A
USCIS	74	77.19	1	636	82	90.10	1	873	17	44.59	6	187
USSS	2	2.00	2	2	159	314.61	25	1,529	N/A	N/A	N/A	N/A
US-VISIT	2	3.00	7	1	23	23.00	23	23	N/A	N/A	N/A	N/A
AGENCY OVERALL	12	38.98	1	1,182	79	91.59	1	1,529	16	89.52	1	450

C. Processed Requests – Response Time in Day Increments

(I) Simple Requests

Component	1-20 Days	21-40 Days	41-60 Days	61-80 Days	81-100 Days	101-120 Days	121-140 Days	141-160 Days	161-180 Days	181-200 Days	201-300 Days	301-400 Days	401+ Days	Total
CBP	16,497	1,069	1,199	1,241	1,506	1,028	1,279	1,132	306	147	64	0	0	25,468
CRCL	48	1	0	0	0	0	0	0	0	0	0	0	0	49
FEMA	8	3	1	1	0	3	3	6	15	7	49	46	122	264
FLETC	82	15	11	5	5	3	3	0	1	0	1	0	0	126
I&A	3	5	1	0	0	0	0	0	0	0	0	0	0	9
ICE	11,080	1,655	917	223	95	32	16	15	2	2	1	1	0	14,039
MGMT	80	18	0	1	0	0	0	0	0	0	0	0	0	99

NPPD	22	42	10	2	3	2	4	1	3	2	3	0	0	94
OGC	16	5	0	0	1	0	0	0	0	0	0	0	0	22
OIG	82	2	0	0	0	0	0	0	0	0	0	0	0	84
OPS	19	0	0	0	0	0	0	0	0	0	0	0	0	19
PLCY	9	0	0	0	0	0	0	0	0	0	0	0	0	9
PRIV	843	0	0	0	0	0	0	0	0	0	0	0	0	843
S&T	23	3	2	0	0	0	0	0	0	0	0	0	0	28
TSA	0	0	0	0	0	0	0	0	0	0	0	0	0	0
USCG	1,987	70	20	16	9	8	19	4	7	0	13	5	2	2,160
USCIS	4,657	2,274	2,948	2,517	1,158	1,560	2,364	137	35	20	33	9	1,121	18,833
USSS	68	0	0	0	0	0	0	0	0	0	0	0	0	68
US-VISIT	2,623	44	2	0	1	2	1	0	2	1	5	0	0	2,681
AGENCY OVERALL	38,147	5,206	5,111	4,006	2,778	2,638	3,689	1,295	371	179	169	61	1,245	64,895

(2) Complex Requests

Component	1-20 Days	21-40 Days	41-60 Days	61-80 Days	81-100 Days	101-120 Days	121-140 Days	141-160 Days	161-180 Days	181-200 Days	201-300 Days	301-400 Days	401+ Days	Total
CBP	293	118	112	131	113	64	99	86	20	6	3	0	0	1,045
CRCL	7	2	2	4	1	1	1	1	0	1	2	2	1	25
FEMA	74	142	94	68	59	37	34	33	29	18	84	43	162	877
FLETC	0	0	0	0	0	0	0	0	0	0	0	0	0	0
I&A	25	7	2	7	2	1	0	0	0	0	0	0	0	44
ICE	1,256	513	280	159	81	49	41	19	16	11	11	7	0	2,443
MGMT	23	35	22	2	0	3	1	0	0	0	0	0	0	86
NPPD	16	14	16	14	13	16	17	18	8	6	30	8	1	177
OGC	4	4	0	3	2	0	1	3	0	0	2	0	17	36
OIG	32	13	6	1	3	2	1	0	0	0	0	0	0	58
OPS	17	1	0	0	0	0	0	0	0	0	0	0	0	18
PLCY	15	0	0	0	0	0	0	0	0	0	0	0	0	15
PRIV	53	49	31	9	13	9	9	11	4	3	5	4	5	205
S&T	0	2	1	1	0	0	1	0	0	0	0	0	0	5
TSA	116	93	63	46	48	27	39	47	29	37	103	25	21	694
USCG	84	421	166	0	0	6	46	28	33	24	174	65	86	1,133
USCIS	10,350	2,170	7,406	11,736	3,954	6,311	9,929	1,783	144	57	154	56	3,105	57,155
USSS	0	145	174	41	33	97	13	20	10	16	43	32	147	771
US-VISIT	1	2	0	1	0	0	0	0	0	0	1	0	0	5
AGENCY OVERALL	12,366	3,731	8,375	12,223	4,322	6,623	10,232	2,049	293	179	612	242	3,545	64,792

(3) Requests Granted Expedited Processing

Component	1-20 Days	21-40 Days	41-60 Days	61-80 Days	81-100 Days	101-120 Days	121-140 Days	141-160 Days	161-180 Days	181-200 Days	201-300 Days	301-400 Days	401+ Days	Total
CBP	8	0	0	0	0	0	0	0	0	0	0	0	0	8
CRCL	0	0	0	0	0	0	0	0	0	0	0	0	0	0
FEMA	0	0	0	0	0	0	0	0	0	0	1	1	7	9
FLETC	0	0	0	0	0	0	0	0	0	0	0	0	0	0
I&A	0	0	0	0	0	0	0	0	0	0	0	0	0	0
ICE	3	2	1	0	0	0	0	0	0	0	0	0	0	6

(3) Requests Granted Expedited Processing

Component	1-20 Days	21-40 Days	41-60 Days	61-80 Days	81-100 Days	101-120 Days	121-140 Days	141-160 Days	161-180 Days	181-200 Days	201-300 Days	301-400 Days	401+ Days	Total
MGMT	0	0	0	0	0	0	0	0	0	0	0	0	0	0
NPPD	0	0	0	0	0	0	0	0	0	0	0	0	0	0
OGC	0	0	0	0	0	0	0	0	0	0	0	0	0	0
OIG	0	0	0	0	0	0	0	0	0	0	0	0	0	0
OPS	0	0	0	0	0	0	0	0	0	0	0	0	0	0
PLCY	0	0	0	0	0	0	0	0	0	0	0	0	0	0
PRIV	0	0	0	0	0	0	0	0	0	0	0	1	0	1
S&T	0	0	0	0	0	0	0	0	0	0	0	0	0	0
TSA	1	0	0	0	0	0	0	0	0	0	0	0	0	1
USCG	0	0	0	0	0	0	0	0	0	0	0	0	0	0
USCIS	6	0	1	2	0	0	0	0	0	1	0	0	0	10
USSS	0	0	0	0	0	0	1	0	0	0	0	0	0	1
US-VISIT	0	0	0	0	0	0	0	0	0	0	0	0	0	0
AGENCY OVERALL	18	2	2	2	0	0	1	0	0	1	1	2	7	36

D. Pending Requests – All Pending Perfected Requests

Component	Simple			Complex			Expedited		
	Number Pending	Median No. of Days	Average No. of Days	Number Pending	Median No. of Days	Average No. of Days	Number Pending	Median No. of Days	Average No. of Days
CBP	4,894	66	65.12	191	36	43.87	0	N/A	N/A
CRCL	0	N/A	N/A	6	53	42.50	0	N/A	N/A
FEMA	94	36	43.44	442	306.5	378.82	0	N/A	N/A
FLETC	5	103	93.00	0	N/A	N/A	0	N/A	N/A
I&A	0	N/A	N/A	21	101	108.67	0	N/A	N/A
ICE	18	7	10.67	32	25	65.66	0	N/A	N/A
MGMT	2	8	8.00	9	15	25.00	0	N/A	N/A
NPPD	33	14	15.33	61	98	104.25	0	N/A	N/A
OGC	0	N/A	N/A	5	415	330.00	0	N/A	N/A
OIG	4	4.5	4.50	5	14	13.40	0	N/A	N/A
OPS	0	N/A	N/A	0	N/A	N/A	0	N/A	N/A
PLCY	0	N/A	N/A	2	8.5	8.50	0	N/A	N/A
PRIV	24	2	3.79	12	13.5	59.42	0	N/A	N/A
S&T	0	N/A	N/A	0	N/A	N/A	0	N/A	N/A
TSA	0	N/A	N/A	661	158	193.07	0	N/A	N/A
USCG	186	12	68.46	500	5	223.66	0	N/A	N/A
USCIS	6,734	70	68.35	32,949	77	77.96	4	99	114.91
USSS	54	11	10.26	558	229	382.20	4	177	313.50
US-VISIT	7	14	40.00	0	N/A	N/A	0	N/A	N/A
AGENCY OVERALL	12,055	68	66.19	35,453	79	90.53	8	141	214.20

E. Pending Requests – Ten Oldest Pending Perfected Requests

Component	Sub-Row Heading	10th	9th	8th	7th	6th	5th	4th	3rd	2nd	Oldest Request
CBP	Date of Receipt	2011-01-13	2011-01-13	2011-01-08	2011-01-07	2011-01-07	2011-01-07	2011-01-07	2011-01-07	2011-01-07	2010-11-26
	Number of Days Pending	181	181	184	185	185	185	185	185	185	214
CRCL	Date of Receipt	N/A	N/A	N/A	N/A	2011-09-28	2011-09-02	2011-08-08	2011-08-08	2011-08-02	2011-08-01
	Number of Days Pending	0	0	0	0	2	28	53	53	59	60
FEMA	Date of Receipt	2008-12-18	2008-12-03	2008-12-01	2008-10-28	2008-10-03	2008-09-10	2008-08-08	2008-07-16	2008-06-11	2007-09-07
	Number of Days Pending	1,016	1,031	1,033	1,067	1,092	1,115	1,148	1,171	1,206	1,484
FLETC	Date of Receipt	N/A	N/A	N/A	N/A	N/A	2011-08-04	2011-07-07	2011-05-10	2011-03-31	2011-03-31
	Number of Days Pending	0	0	0	0	0	41	61	103	131	131
I&A	Date of Receipt	2011-05-10	2011-05-02	2011-04-18	2011-03-29	2011-03-02	2011-01-26	2011-01-26	2010-12-13	2010-12-07	2010-10-01
	Number of Days Pending	103	109	119	133	152	176	176	205	209	253
ICE	Date of Receipt	2011-05-11	2011-04-27	2011-04-26	2011-04-26	2011-04-07	2011-02-24	2011-01-31	2011-01-28	2010-11-22	2010-05-17
	Number of Days Pending	100	110	111	111	124	154	171	172	217	350
MGMT	Date of Receipt	2011-09-23	2011-09-23	2011-09-23	2011-09-19	2011-09-17	2011-09-12	2011-09-12	2011-08-31	2011-08-30	2011-04-15
	Number of Days Pending	6	6	6	10	10	15	15	23	24	121
NPPD	Date of Receipt	2011-02-23	2011-01-25	2011-01-19	2011-01-04	2010-11-18	2010-11-17	2010-11-15	2010-11-01	2010-10-04	2010-06-21
	Number of Days Pending	157	177	181	191	221	222	224	233	252	325
OGC	Date of Receipt	N/A	N/A	N/A	N/A	N/A	2011-09-16	2010-12-18	2010-08-12	2010-08-06	2010-05-05
	Number of Days Pending	0	0	0	0	0	15	287	415	421	514
OIG	Date of Receipt	N/A	2011-09-29	2011-09-29	2011-09-22	2011-09-22	2011-09-19	2011-09-19	2011-09-13	2011-09-12	2011-09-07
	Number of Days Pending	0	2	2	7	7	10	10	14	15	18
OPS	Date of Receipt	N/A	N/A	N/A	N/A	N/A	N/A	N/A	N/A	N/A	N/A
	Number of Days Pending	0	0	0	0	0	0	0	0	0	0
PLCY	Date of Receipt	N/A	N/A	N/A	N/A	N/A	N/A	N/A	N/A	2011-09-21	2011-09-20
	Number of Days Pending	0	0	0	0	0	0	0	0	8	9
PRIV	Date of Receipt	2011-09-14	2011-09-14	2011-09-14	2011-09-14	2011-09-13	2011-09-02	2011-08-11	2011-05-16	2011-04-19	2010-05-07
	Number of Days Pending	13	13	13	13	14	21	37	99	118	355
S&T	Date of Receipt	N/A	N/A	N/A	N/A	N/A	N/A	N/A	N/A	N/A	N/A
	Number of Days Pending	0	0	0	0	0	0	0	0	0	0
TSA	Date of Receipt	2008-10-02	2008-08-20	2008-08-13	2008-06-23	2008-06-19	2008-06-19	2008-06-17	2006-08-02	2004-11-01	2004-10-27
	Number of Days Pending	749	779	784	820	822	822	824	1,294	1,735	1,738
USCG	Date of Receipt	2009-07-08	2009-06-29	2009-06-19	2009-06-10	2009-06-03	2009-06-02	2009-05-27	2009-05-26	2009-05-26	2009-01-12
	Number of Days Pending	568	575	581	588	593	594	598	599	599	695
USCIS	Date of Receipt	2010-06-24	2010-06-23	2010-06-11	2010-06-03	2010-05-20	2010-05-18	2010-04-30	2010-04-09	2010-04-02	2010-03-30
	Number of Days Pending	317	318	326	332	341	343	355	369	374	376
USSS	Date of Receipt	2006-02-02	2006-02-02	2006-01-19	2006-01-19	2006-01-19	2006-01-19	2006-01-19	2005-12-02	2005-12-02	2005-11-30
	Number of Days Pending	1,420	1,420	1,430	1,430	1,430	1,430	1,430	1,461	1,461	1,463
US-VISIT	Date of Receipt	N/A	N/A	N/A	2011-09-21	2011-09-20	2011-09-14	2011-09-12	2011-09-07	2011-06-15	2011-03-09

Component	Sub-Row Heading	10th	9th	8th	7th	6th	5th	4th	3rd	2nd	Oldest Request
	Number of Days Pending	0	0	0	7	8	12	14	17	77	147
AGENCY OVERALL	Date of Receipt	2006-01-19	2006-01-19	2006-01-19	2006-01-19	2006-01-19	2005-12-02	2005-12-02	2005-11-30	2004-11-01	2004-10-27
	Number of Days Pending	1,430	1,430	1,430	1,430	1,430	1,461	1,461	1,463	1,735	1,738

VIII. Requests for Expedited Processing and Requests for Fee Waivers

A. Requests for Expedited Processing

Component	Number Granted	Number Denied	Median Number of Days to Adjudicate	Average Number of Days to Adjudicate	Number Adjudicated within 10 Calendar Days
CBP	8	8	1	5.69	13
CRCL	0	0	N/A	N/A	N/A
FEMA	0	4	10	10.00	4
FLETC	1	0	6	6.00	1
I&A	0	0	N/A	N/A	N/A
ICE	6	65	1	3.00	69
MGMT	0	1	1	1.00	1
NPPD	0	0	N/A	N/A	N/A
OGC	0	0	N/A	N/A	N/A
OIG	0	19	5	5.53	18
OPS	0	0	N/A	N/A	N/A
PLCY	0	0	N/A	N/A	N/A
PRIV	1	9	9.5	10.80	6
S&T	0	0	N/A	N/A	N/A
TSA	1	14	1	1.33	15
USCG	0	0	N/A	N/A	N/A
USCIS	14	1,409	1	7.93	1,255
USSS	5	0	1	2.40	5
US-VISIT	0	0	N/A	N/A	N/A
AGENCY OVERALL	36	1,529	1	6.88	1,377

B. Requests for Fee Waiver

Component	Number Granted	Number Denied	Median Number of Days to Adjudicate	Average Number of Days to Adjudicate
CBP	1	12	1.5	1.93
CRCL	0	0	N/A	N/A
FEMA	0	1	28	28.00
FLETC	1	5	9	11.83
I&A	0	8	1	7.25
ICE	56	8	5	14.00
MGMT	1	1	1	1.00
NPPD	0	0	N/A	N/A
OGC	0	0	N/A	N/A
OIG	0	12	3	17.42
OPS	0	0	N/A	N/A

Component	Number Granted	Number Denied	Median Number of Days to Adjudicate	Average Number of Days to Adjudicate
PLCY	0	0	N/A	N/A
PRIV	1	5	12.5	16.83
S&T	0	0	N/A	N/A
TSA	4	15	1	2.00
USCG	0	0	N/A	N/A
USCIS	29	93	1	1.00
USSS	0	0	N/A	N/A
US-VISIT	0	0	N/A	N/A
AGENCY OVERALL	93	160	1	6.12

IX. FOIA Personnel and Costs

Component	Personnel			Costs		
	Number of "Full Time FOIA Employees"	Number of "Equivalent Full-Time FOIA Employees"	Total Number of "Full-Time FOIA Staff" (Col. 1 + Col. 2)	Processing Costs	Litigation - Related Costs	Total Costs
CBP	27	11.86	38.86	\$4,947,584.53	\$3,921.92	\$4,951,506.45
CRCL	0.5	0	0.50	\$45,000.00	\$0.00	\$45,000.00
FEMA	9	11	20	\$4,538,289.00	\$76,412.50	\$4,614,701.50
FLETC	1	0.50	1.50	\$167,523.00	\$0.00	\$167,523.00
I&A	1	0	1	\$103,000.00	\$0.00	\$103,000.00
ICE	22	0	22	\$1,799,029.00	\$1,012,000.00	\$2,811,029.00
MGMT	1	0	1	\$118,000.00	\$0.00	\$118,000.00
NPPD	1	0	1	\$89,000.00	\$0.00	\$89,000.00
OGC	0.5	0	0.50	\$221,731.00	\$150,000.00	\$371,731.00
OIG	4	0.65	4.65	\$387,117.80	\$90,158.00	\$477,275.80
OPS	0.33	0	0.33	\$35,000.00	\$0.00	\$35,000.00
PLCY	0.4	0	0.40	\$40,000.00	\$0.00	\$40,000.00
PRIV	15	1	16	\$1,961,231.17	\$0.00	\$1,961,231.17
S&T	1	0	1	\$74,872.00	\$0.00	\$74,872.00
TSA	10	2	12	\$1,004,565.00	\$86,283.25	\$1,090,848.25
USCG	22	26.30	48.30	\$2,828,075.48	\$0.00	\$2,828,075.48
USCIS	188	7.35	195.35	\$13,273,035.26	\$317,966.90	\$13,591,002.16
USSS	17	4.15	21.15	\$1,499,134.00	\$219,637.63	\$1,718,771.63
US-VISIT	3	0	3	\$229,514.00	\$0.00	\$229,514.00
AGENCY OVERALL	323.73	64.81	388.54	\$33,361,701.24	\$1,956,380.20	\$35,318,081.44

X. Fees Collected for Processing Requests

Component	Total Amount of Fees Collected	Percentage of Total Costs
CBP	\$331,291.66	6.70%
CRCL	\$0.00	0.00%
FEMA	\$1,516.79	0.03%

Component	Total Amount of Fees Collected	Percentage of Total Costs
FLETC	\$960.80	0.57%
I&A	\$128.00	0.12%
ICE	\$3,971.90	0.22%
MGMT	\$1,397.00	1.18%
NPPD	\$0.00	0.00%
OGC	\$0.00	0.00%
OIG	\$95.50	0.02%
OPS	\$0.00	0.00%
PLCY	\$0.00	0.00%
PRIV	\$0.00	0.00%
S&T	\$0.00	0.00%
TSA	\$414.70	0.04%
USCG	\$22,138.26	0.78%
USCIS	\$7,021.82	0.05%
USSS	\$0.00	0.00%
US-VISIT	\$435.00	0.19%
AGENCY OVERALL	\$369,371.43	1.11%

XI. FOIA Regulations – The Department of Homeland Security FOIA Implementing Regulations are codified at 6 C.F.R. Part 5, and also can be found at http://www.dhs.gov/xlibrary/assets/FOIA_FedReg_Notice.pdf.

XII. Backlogs, Consultations, and Comparisons

A. Backlogs of FOIA Requests and Administrative Appeals

Component	Number of Backlogged Requests as of the End of Fiscal Year	Number of Backlogged Appeals as of End of Fiscal Year****
CBP	4,356	0
CRCL	6	N/A
FEMA	485	N/A
FLETC	5	0
I&A	21	N/A
ICE	18	18
MGMT	3	N/A
NPPD	63	N/A
OGC	5	141
OIG	0	12
OPS	0	N/A
PLCY	0	N/A
PRIV	4	N/A
S&T	0	N/A
TSA	580	2
USCG	527	49
USCIS	35,780	105

**** OGC processes FOIA appeals for: CRCL, FEMA, I&A, MGMT, NPPD, OHA, OPS, PLCY, PRIV, S&T and US-VISIT

Component	Number of Backlogged Requests as of the End of Fiscal Year	Number of Backlogged Appeals as of End of Fiscal Year ^{*****}
USSS	562	0
US-VISIT	2	0
AGENCY OVERALL	42,417	327

B. Consultations on FOIA Requests – Received, Processed, and Pending Consultations

Component	Number of Consultations Received from Other Agencies that Were Pending at Your Agency as of Start of the Fiscal Year	Number of Consultations Received from Other Agencies During the Fiscal Year	Number of Consultations Received from Other Agencies that Were Processed by Your Agency During the Fiscal Year	Number of Consultations Received from Other Agencies that were Pending at Your Agency as of the End of the Fiscal Year
CBP	4	27	30	1
CRCL	0	0	0	0
FEMA	16	11	27	0
FLETC	0	1	1	0
I&A	3 ^{††††}	15	18	0
ICE	0	93	93	0
MGMT	1	6	7	0
NPPD	0	0	0	0
OGC	0	0	0	0
OIG	0	16	16	0
OPS	0	2	2	0
PLCY	0	29	29	0
PRIV	0	26	26	0
S&T	0 ^{††††}	10	10	0
TSA	21	40	45	16
USCG	13	25	24	14
USCIS	3 ^{§§§§}	60	63	0
USSS	8 ^{*****}	38	36	10
US-VISIT	0	6	6	0
AGENCY OVERALL	69^{†††††}	405	433	41

C. Consultations on FOIA Requests – Ten Oldest Consultations Received from Other Agencies and Pending

Component	Sub-Row Heading	10th	9th	8th	7th	6th	5th	4th	3rd	2nd	Oldest Request
CBP	Date of Receipt	N/A	N/A	N/A	N/A	N/A	N/A	N/A	N/A	N/A	2011-09-12
	Number of Days Pending	0	0	0	0	0	0	0	0	0	14
CRCL	Date of Receipt	N/A	N/A	N/A	N/A	N/A	N/A	N/A	N/A	N/A	N/A
	Number of Days Pending	0	0	0	0	0	0	0	0	0	0

^{††††} Corrected number due to component reporting error in FY 2010.

^{††††} Corrected number due to component reporting error in FY 2010.

^{§§§§} Corrected number due to component reporting error in FY 2010.

^{*****} Corrected number due to component reporting error in FY 2010.

^{†††††} Corrected number due to components reporting error in FY 2010.

Component	Sub-Row Heading	10th	9th	8th	7th	6th	5th	4th	3rd	2nd	Oldest Request
FEMA	Date of Receipt	N/A	N/A	N/A	N/A	N/A	N/A	N/A	N/A	N/A	N/A
	Number of Days Pending	0	0	0	0	0	0	0	0	0	0
FLETC	Date of Receipt	N/A	N/A	N/A	N/A	N/A	N/A	N/A	N/A	N/A	N/A
	Number of Days Pending	0	0	0	0	0	0	0	0	0	0
I&A	Date of Receipt	N/A	N/A	N/A	N/A	N/A	N/A	N/A	N/A	N/A	N/A
	Number of Days Pending	0	0	0	0	0	0	0	0	0	0
ICE	Date of Receipt	N/A	N/A	N/A	N/A	N/A	N/A	N/A	N/A	N/A	N/A
	Number of Days Pending	0	0	0	0	0	0	0	0	0	0
MGMT	Date of Receipt	N/A	N/A	N/A	N/A	N/A	N/A	N/A	N/A	N/A	N/A
	Number of Days Pending	0	0	0	0	0	0	0	0	0	0
NPPD	Date of Receipt	N/A	N/A	N/A	N/A	N/A	N/A	N/A	N/A	N/A	N/A
	Number of Days Pending	0	0	0	0	0	0	0	0	0	0
OGC	Date of Receipt	N/A	N/A	N/A	N/A	N/A	N/A	N/A	N/A	N/A	N/A
	Number of Days Pending	0	0	0	0	0	0	0	0	0	0
OIG	Date of Receipt	N/A	N/A	N/A	N/A	N/A	N/A	N/A	N/A	N/A	N/A
	Number of Days Pending	0	0	0	0	0	0	0	0	0	0
OPS	Date of Receipt	N/A	N/A	N/A	N/A	N/A	N/A	N/A	N/A	N/A	N/A
	Number of Days Pending	0	0	0	0	0	0	0	0	0	0
PLCY	Date of Receipt	N/A	N/A	N/A	N/A	N/A	N/A	N/A	N/A	N/A	N/A
	Number of Days Pending	0	0	0	0	0	0	0	0	0	0
PRIV	Date of Receipt	N/A	N/A	N/A	N/A	N/A	N/A	N/A	N/A	N/A	N/A
	Number of Days Pending	0	0	0	0	0	0	0	0	0	0
S&T	Date of Receipt	N/A	N/A	N/A	N/A	N/A	N/A	N/A	N/A	N/A	N/A
	Number of Days Pending	0	0	0	0	0	0	0	0	0	0
TSA	Date of Receipt	2011-07-27	2011-07-07	2011-05-12	2011-05-05	2011-04-20	2010-10-28	2010-09-03	2010-06-24	2010-06-15	2009-12-16
	Number of Days Pending	48	62	101	106	117	235	272	322	329	449
USCG	Date of Receipt	2011-04-26	2011-04-08	2011-03-21	2011-02-08	2011-01-13	2010-09-08	2010-08-04	2010-06-28	2010-03-11	2009-12-24
	Number of Days Pending	111	123	137	165	182	268	292	318	394	447
USCIS	Date of Receipt	N/A	N/A	N/A	N/A	N/A	N/A	N/A	N/A	N/A	N/A
	Number of Days Pending	0	0	0	0	0	0	0	0	0	0
USSS	Date of Receipt	2011-09-21	2011-08-03	2011-06-14	2011-06-14	2011-05-10	2011-03-10	2010-10-08	2010-10-08	2010-10-08	2010-06-20
	Number of Days Pending	8	43	79	79	103	146	248	248	248	325
US-VISIT	Date of Receipt	N/A	N/A	N/A	N/A	N/A	N/A	N/A	N/A	N/A	N/A
	Number of Days Pending	0	0	0	0	0	0	0	0	0	0
AGENCY OVERALL	Date of Receipt	2010-09-08	2010-09-03	2010-08-04	2010-06-28	2010-06-24	2010-06-20	2010-06-15	2010-03-11	2009-12-24	2009-12-16
	Number of Days Pending	268	272	292	318	322	325	329	394	447	449

D. (1) Comparison of Numbers of Requests from Previous and Current Annual Report – Requests Received, Processed, and Backlogged

Component	Number of Requests Received		Number of Requests Processed	
	Received During Fiscal Year from Last Year's Annual Report	Received During Fiscal Year from Current Annual Report	Processed During Fiscal Year from Last Year's Annual Report	Processed During Fiscal Year from Current Annual Report
CBP	18,948	32,107	18,639	27,818
CRCL	20	73	24	74
FEMA	760	820	794	1,139
FLETC	145	134	169	141
I&A	46	71	48	54
ICE	8,523	16,502	8,570	16,488
MGMT	256	180	253	182
NPPD	155	318	127	270
OGC	41	43	35	58
OIG	187	175	192	170
OPS	47	37	47	37
PLCY	37	26	55	24
PRIV	1,113	1,317	1,163	1,327
S&T	39	33	40	33
TSA	716	926	557	694
USCG	4,102	3,882	3,958	3,708
USCIS	91,503	115,545	100,872	89,835
USSS	1,526	897	1,451	898
US-VISIT	1,934	2,570	1,657	2,681
AGENCY OVERALL	130,098	175,656	138,651	145,631

D. (2) Comparison of Backlogged Requests from Previous and Current Annual Report

Component	Number of Backlogged Requests as of End of the Fiscal Year from Previous Annual Report	Number of Backlogged Requests as of End of the Fiscal Year from Current Annual Report
CBP	601	4,356
CRCL	6	6
FEMA	810	485
FLETC	12	5
I&A	5 ⁺⁺⁺⁺	21
ICE	27	18
MGMT	1	3
NPPD	33	63
OGC	20 ^{#####}	5
OIG	1	0
OPS	0	0
PLCY	0	0
PRIV	15	4
S&T	1	0
TSA	378	580

⁺⁺⁺⁺ Corrected number due to component reporting error in FY 2010.

^{#####} Corrected number due to component reporting error in FY 2010.

Component	Number of Backlogged Requests as of End of the Fiscal Year from Previous Annual Report	Number of Backlogged Requests as of End of the Fiscal Year from Current Annual Report
USCG	407	527
USCIS	8,209	35,780
USSS	573	562
US-VISIT	118 ^{*****}	2
AGENCY OVERALL	11,217	42,417

E. (1) Comparison of Numbers of Administrative Appeals from Previous and Current Annual Report – Appeals Received, Processed, and Backlogged

Component	Number of Appeals Received		Number of Appeals Processed	
	Received During Fiscal Year from Last Year's Annual Report	Received During Fiscal Year from Current Annual Report	Processed During Fiscal Year from Last Year's Annual Report	Processed During Fiscal Year from Current Annual Report
CBP	450	338	815	343
FLETC	1	1	1	1
ICE	25	245	331	230
OGC	157	114	134	164
OIG ⁺⁺⁺⁺⁺	0	12	0	14
TSA	21	41	14	46
USCG	42	44	62	41
USCIS	2,004	1,079	3,924	1,049
USSS	40	43	44	45
AGENCY OVERALL	2,740	1,917	5,325	1,933

E. (2) Comparison of Backlogged Administrative Appeals from Previous and Current Annual Report

Component	Number of Backlogged Appeals as of End of the Fiscal Year from Previous Annual Report	Number of Backlogged Appeals as of End of the Fiscal Year from Current Annual Report
CBP	0	0
FLETC	0	0
ICE	19	18
OGC	176 ⁺⁺⁺⁺⁺	141
OIG	0	12
TSA	7	2
USCG	48	49
USCIS	3	105
USSS	2	0
AGENCY OVERALL	255	327

***** Corrected number due to component reporting error in FY 2010.

+++++ OIG began processing their own FOIA appeals at the start of FY 2011 and did not receive or process any appeals in FY 2010.

+++++ Corrected number due to component reporting error in FY 2010.

APPENDIX A: Composition of the Department of Homeland Security

The Office of the Secretary oversees Department of Homeland Security (DHS) efforts to counter terrorism and enhance security, secure and manage our borders while facilitating trade and travel, enforce and administer our immigration laws, safeguard and secure cyberspace, build resilience to disasters, and provide essential support for national and economic security - in coordination with federal, state, local, international, tribal and private sector partners.

Offices:

The Privacy Office (PRIV) works to preserve and enhance privacy protections for all individuals, to promote transparency of Department operations, and to serve as a leader in the federal privacy community.

The Office for Civil Rights and Civil Liberties (CRCL) provides legal and policy advice to Department leadership on civil rights and civil liberties issues, investigates and resolves complaints, and provides leadership to Equal Employment Opportunity Programs.

The Office of Inspector General is responsible for conducting and supervising audits, investigations, and inspections relating to the programs and operations of the Department, recommending ways for the Department to carry out its responsibilities in the most effective, efficient, and economical manner possible.

The Citizenship and Immigration Services Ombudsman provides recommendations for resolving individual and employer problems with the United States Citizenship and Immigration Services in order to ensure national security and the integrity of the legal immigration system, increase efficiencies in administering citizenship and immigration services, and improve customer service.

The Office of Legislative Affairs serves as primary liaison to members of Congress and their staffs, the White House and Executive Branch, and to other federal agencies and governmental entities that have roles in assuring national security.

The Office of the General Counsel integrates approximately 1700 lawyers from throughout the Department into an effective, client-oriented, full-service legal team and comprises a headquarters office with subsidiary divisions and the legal programs for eight Department components. The Office of the General Counsel includes the ethics division for the Department.

The Office of Public Affairs coordinates the public affairs activities of all of the Department's components and offices, and serves as the federal government's lead public information office during a national emergency or disaster. Led by the Assistant Secretary for Public Affairs, it comprises the press office, incident and strategic communications, speechwriting, Web content management, and employee communications.

The Office of Counternarcotics Enforcement (CNE) coordinates policy and operations to stop the entry of illegal drugs into the United States, and to track and sever the connections between illegal drug trafficking and terrorism.

The Office of the Executive Secretariat (ESEC) provides all manner of direct support to the Secretary and Deputy Secretary, as well as related support to leadership and management across the Department. This support takes many forms, the most well known being accurate and timely dissemination of information and written communications from throughout the Department and our homeland security partners to the Secretary and Deputy Secretary.

The Military Advisor's Office advises on facilitating, coordinating, and executing policy, procedures, preparedness activities, and operations between the Department and the Department of Defense.

Office of Intergovernmental Affairs (IGA): IGA has the mission of promoting an integrated national approach to homeland security by ensuring, coordinating, and advancing federal interaction with state, local, tribal, and territorial governments.

Department Components and Directorates:

The Directorate for National Protection and Programs (NPPD) leads the national effort to protect and enhance the resilience of the Nation's physical and cyber infrastructure.

The Directorate for Science and Technology is the primary research and development arm of the Department. It provides federal, state, and local officials with the technology and capabilities to protect the homeland.

The Directorate for Management is responsible for Department budgets and appropriations, expenditure of funds, accounting and finance, procurement; human resources, information technology systems, facilities and equipment, and the identification and tracking of performance measurements.

The Office of Policy is the primary policy formulation and coordination component for the Department of Homeland Security. It provides a centralized, coordinated focus to the development of Department-wide, long-range planning to protect the United States.

The Office of Health Affairs coordinates all medical activities of the Department of Homeland Security to ensure appropriate preparation for and response to incidents having medical significance.

The Office of Intelligence and Analysis (I&A) is responsible for using information and intelligence from multiple sources to identify and assess current and future threats to the United States.

The Office of Operations Coordination and Planning (OPS) provides decision support and enables the Secretary's execution of responsibilities across the homeland security enterprise by promoting situational awareness and information sharing, integrating and synchronizing strategic operations and planning, and administering the DHS continuity program.

The Federal Law Enforcement Training Center provides career-long training to law enforcement professionals to help them fulfill their responsibilities safely and proficiently.

The Domestic Nuclear Detection Office works to enhance the nuclear detection efforts of federal, state, territorial, tribal, and local governments, and the private sector and to ensure a coordinated response to such threats.

The Transportation Security Administration (TSA) protects the nation's transportation systems to ensure freedom of movement for people and commerce.

United States Customs and Border Protection (CBP) is one of the Department of Homeland Security's largest and most complex components, with a priority mission of keeping terrorists and their weapons out of the U.S. It also has a responsibility for securing and facilitating trade and travel while enforcing hundreds of U.S. regulations, including immigration and drug laws.

United States Citizenship and Immigration Services (USCIS) secures America's promise as a nation of immigrants by providing accurate and useful information to our customers, granting immigration and citizenship benefits, promoting an awareness and understanding of citizenship, and ensuring the integrity of our immigration system.

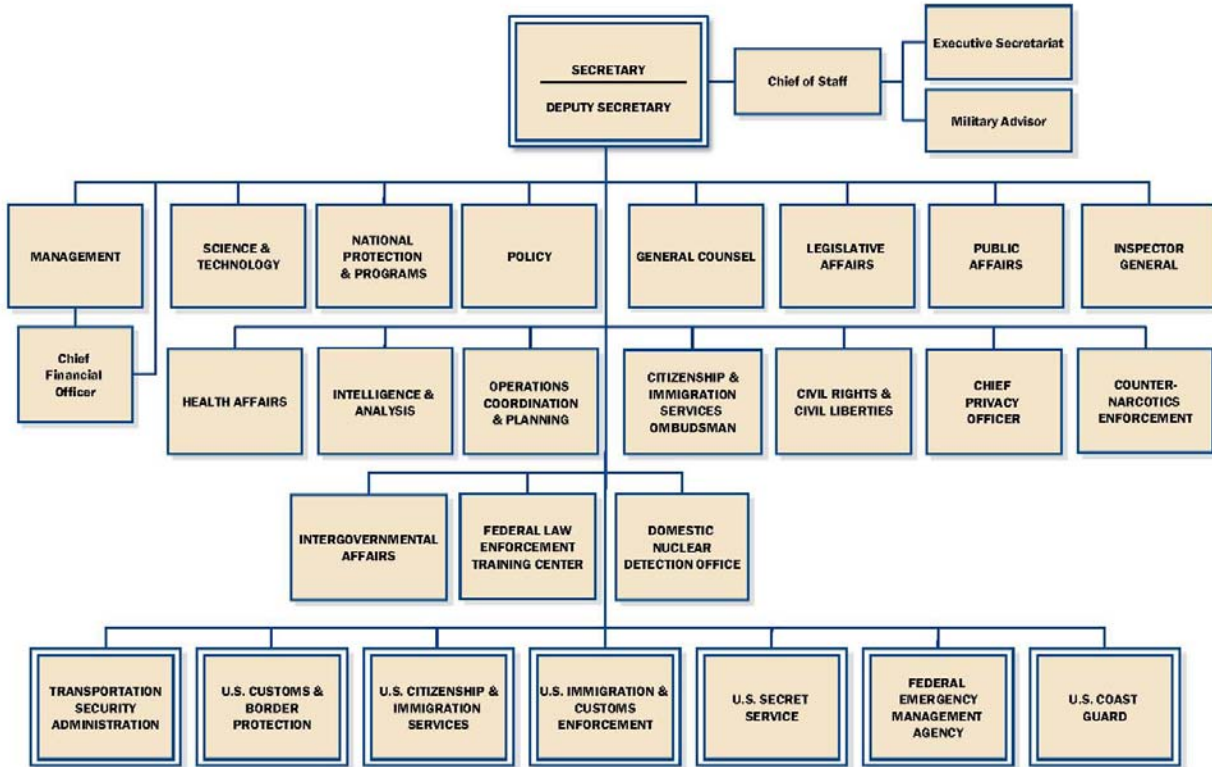
United States Immigration and Customs Enforcement (ICE), promotes homeland security and public safety through the criminal and civil enforcement of federal laws governing border control, customs, trade, and immigration.

The United States Coast Guard is one of the five armed forces of the United States and the only military organization within the Department of Homeland Security. The Coast Guard protects the maritime economy and the environment, defends our maritime borders, and saves those in peril.

The Federal Emergency Management Agency (FEMA) supports our citizens and first responders to ensure that as a nation we work together to build, sustain, and improve our capability to prepare for, protect against, respond to, recover from, and mitigate all hazards.

The United States Secret Service (USSS) safeguards the nation's financial infrastructure and payment systems to preserve the integrity of the economy, and protects national leaders, visiting heads of state and government, designated sites, and National Special Security Events.

APPENDIX B: Organization of the Department of Homeland Security Chart



11052010

APPENDIX C: Names, Addresses, and Contact Information for DHS FOIA Officers

Department of Homeland Security Chief FOIA Officer

Mary Ellen Callahan
Chief FOIA Officer
Privacy Office
U.S. Department of Homeland Security
245 Murray Drive SW, Building 410
STOP-0665
Washington, DC 20528-0665

Delores J. Barber
Deputy Chief FOIA Officer
Privacy Office
U.S. Department of Homeland Security
245 Murray Drive SW, Building 410
STOP-0665
Washington, DC 20528-0665

Department of Homeland Security Component FOIA Officers

Privacy Office
James V.M.L. Holzer, I, CIPP/G
Director, Disclosure and FOIA Operations
Ph: 703-235-0790; Fax: 703-235-0443
U.S. Department of Homeland Security
245 Murray Drive SW, Building 410
STOP-0665
Washington, DC 20528-0665

Privacy Office
Sabrina Burroughs
Director, Disclosure Policy and FOIA Program
Development
Ph: 703-235-0790; Fax: 703-235-0443
U.S. Department of Homeland Security
245 Murray Drive SW, Building 410
STOP-0665
Washington, DC 20528-0665

U.S. Citizenship and Immigration Services
Jill Eggleston
Ph: 816-350-5521; Fax: 816-350-5785
National Records Center, FOIA/PA Office
P. O. Box 648010
Lee's Summit, MO 64064-8010

Federal Emergency Management Agency
Dr. Anthony M. Bennett
Ph: 202-646-3323; Fax: 202-646-3347
500 C Street, SW, Room 840
Washington, DC 20472

Office for Civil Rights and Civil Liberties
Fernando Pineiro, Jr.
Ph: 202-357-7672; Fax: 202-357-1196
DHS-CRCL-FOIA
U.S. Department of Homeland Security
245 Murray Lane, SW, Bldg 410, M/S 0190
Washington, DC 20528-0001

Federal Law Enforcement Training Center
Marty Zimmerman-Pate
Ph: 912-267-3103; Fax: 912-267-3113
Building No.681, Suite 187B
Glynco, GA 31524

U.S. Coast Guard
Gaston Brewer, Acting
Ph: 202-475-3525 Fax: 202-475-3929
Commandant (CG-611)
2100 2nd St., S.W.
Washington, DC 20593-0001

Office of the General Counsel
Fernando Pineiro, Jr., Acting
Ph: 202-357-7672; Fax: 202-357-1196
U.S. Department of Homeland Security
Washington, DC 20528-0001

U.S. Customs and Border Protection
Dorothy Pullo
Ph: 202-325-0150; Fax: 202-325-0230
FOIA Division
799 9th Street NW
Washington, DC 20229-1181

U.S. Immigration and Customs Enforcement
Catrina Pavlik-Keenan
Ph: 202-732-0600; Fax: 202-732-0660
500 12th Street, SW, M/S 5009
Washington, DC 20536-5009

Office of Inspector General
Katherine Gallo
Ph: 202-254-4001; Fax: 202-254-4398
U.S. Department of Homeland Security
245 Murray Drive, Bldg. 410, M/S 2600
Washington, DC 20528-0001

Transportation Security Administration
Yvonne Coates
Ph: 1-866-FOIA-TSA; Fax: 571-227-1406
601 S. 12th Street, TSA-20
11th Floor, East Tower
Arlington, VA 22202-4220

Office of Intelligence and Analysis
Tony Tucker
Ph: 202-447-4190; Fax: 202-282-8191
U.S. Department of Homeland Security
Washington, DC 20528-0001

Office of US-VISIT
Michael Johnson
Ph: 202-298-5200; Fax: 202-295-5457
U.S. Department of Homeland Security
Washington, DC 20528-0675

Directorate for Management
Mark Dorgan
Ph: 703-235-0755; Fax: 703-235-0443
U.S. Department of Homeland Security
Washington, DC 20528-0001

Directorate for National Protection and Programs
Gayle Worthy
Ph: 703-235-2211; Fax: 703-235-2052
U.S. Department of Homeland Security
Washington, DC 20528-0001

Office of Operations Coordination and Planning
Michael Page
Ph: 202-357-7626; Fax: 202-357-7678
U.S. Department of Homeland Security
Washington, DC 20528-0001

Office of Health Affairs
Audrey Swann
Ph: 202-254-5619; Fax: 202-254-6094
U.S. Department of Homeland Security
Washington, DC 20528-0001

Office of Policy
Traci Ballard
Ph: 202-447-3497; Fax: 202-282-9512
U.S. Department of Homeland Security
Washington, DC 20528-0001

Science & Technology Directorate
Katrina Hagan
Ph: 202-254-6342; Fax: 202-254-6739
U.S. Department of Homeland Security
Washington, DC 20528-0001

United States Secret Service
Latita Payne
Ph: 202-406-6370; Fax: 202-406-5586
245 Murray Drive, Building 410
Washington, DC 20223

EXHIBIT D

Budget-in-Brief

Fiscal Year 2015



Homeland Security

www.dhs.gov

Secretary's Message

The President's Fiscal Year (FY) 2015 Budget Request for \$38.2 billion for the Department of Homeland Security (DHS) reflects our continued commitment to the security of our homeland and the American public. Homeland security *is* the most important mission any government can provide to its people.

DHS must be agile and vigilant in continually adapting to evolving threats and hazards. We must stay one step ahead of the next attack, the next cyber attack, and the next natural disaster. In the homeland security world, no news is good news, and no news is often the result of the hard work, vigilance, and dedication of the men and women of DHS who prevent bad things you never hear about, or at least help the public protect itself and recover from the storm we cannot prevent.



The basic missions of the Department of Homeland Security are, and should continue to be, preventing terrorism and enhancing security; securing and managing our borders; enforcing and administering our immigration laws; safeguarding cyberspace; strengthening national preparedness and resilience. The President's FY 2015 budget request provides the resources necessary to further strengthen these efforts.

Sincerely,

A handwritten signature in black ink, consisting of a large, stylized initial 'J' followed by a series of loops and a long horizontal stroke.

Jeh Charles Johnson

Table of Contents

I.	Overview	1
	Department of Homeland Security Funding Priorities	9
	Preventing Terrorism and Enhancing Security	10
	Securing and Managing Our Borders.....	12
	Enforcing and Administering Our Immigration Laws	13
	Safeguarding and Securing Cyberspace	14
	Preparing for and Responding to Disasters	15
	Opportunity, Growth, and Security Initiative.....	16
II.	Summary Information by Organization.....	17
	Departmental Management and Operations	19
	Analysis and Operations	31
	Office of Inspector General	37
	Customs and Border Protection	41
	U.S. Immigration and Customs Enforcement.....	57
	Transportation Security Administration.....	67
	U.S. Coast Guard	75
	U.S. Secret Service	87
	National Protection and Programs Directorate.....	95
	Office of Health Affairs	107
	Federal Emergency Management Agency	119
	U.S. Citizenship and Immigration Services	133
	Federal Law Enforcement Training Center	139
	Science and Technology Directorate	145
	Domestic Nuclear Detection Office	153
III.	Resource Tables	161
	FYs 2013–2015 President’s Budget Build	163
	Fiscal Year 2013–2015 Homeland and Non-Homeland Allocations	167

Fiscal Year 2015 Overview

	FY 2013 Revised Enacted ¹	FY 2014 Enacted ²	FY 2015 Pres. Budget ³	FY 2015 +/- FY 2014
	\$000	\$000	\$000	\$000
Total Budget Authority:	\$ 59,209,964	\$ 60,655,168	\$ 60,918,787	\$ 263,619
Less: Mandatory, Fee, and Trust Funds:	(11,308,307)	(11,526,210)	(11,890,496)	(364,286)
Gross Discretionary Budget Authority:	47,901,657	49,128,958	49,028,291	(100,667)
Less: Discretionary Offsetting Fees:	(3,553,282)	(3,733,428)	(4,414,798)	(681,370)
Net Discretionary Budget Authority:	44,348,375	45,395,530	44,613,493	(782,037)
Less: FEMA Disaster Relief - Major Disasters Cap Adjustment:	(6,075,554)	(5,626,386)	(6,437,793)	(811,407)
Less: <i>Rescission of Prior-Year Carryover - Regular Appropriation</i>	<i>(151,463)</i>	<i>(543,968)</i>	-	<i>543,968</i>
Adjusted Net Discretionary Budget Authority:	38,121,358	39,225,176	38,175,700	(1,049,476)
Supplemental: ⁵	\$ 11,483,313	\$ -	\$ -	-

1/ FY 2013 Revised Enacted:

- Reflects across the board rescissions of 0.1% and 0.032% pursuant to P.L. 113-6.
- Reflects funds sequestered pursuant to section 251 A(7)(A) of the Balance Budget and Emergency Deficit Control Act of 1985, as amended by the Budget Control Act of 2011.
- Reflects a transfer of \$22.8 million from FEMA Disaster Relief Fund (DRF) to OIG pursuant to P.L. 113-6.
- Excludes USCG Overseas Contingency Operations funding of \$240.605 million provided in P.L. 113-6.
- Includes FEMA Disaster Relief base funds of \$553.562 million and an additional \$6.075 billion for major disasters declared pursuant to the Stafford Act and designated by the Congress as being for disaster relief pursuant to section 251 (b)(2)(D) of the Balance Budget and Emergency Deficit Control Act of 1985 (BBEDCA), as amended by the Budget Control Act of 2011.
- Total Budget Authority Request excluding DRF Major Disasters Cap Adjustment and rescissions of prior year carryover balances is: \$53,134,410.
- Gross Discretionary Request excluding DRF Major Disasters Cap Adjustment and rescissions of prior year carryover balances is: \$41,826,103.
- Net Discretionary Request excluding DRF Major Disasters Cap Adjustment and rescissions of prior year carryover balances is: \$38,272,821.

2/ FY 2014 Enacted:

- Reflects a transfer of \$24 million from FEMA DRF to OIG pursuant to P.L. 113-76.
- Excludes USCG Overseas Contingency Operations funding of \$227.0 million provided in P.L. 113-76.
- Includes FEMA Disaster Relief base funds of \$570.522 million and an additional \$5.626 billion for major disasters declared pursuant to the Stafford Act and designated by the Congress as being for disaster relief pursuant to section 251 (b)(2)(D) of the BBEDCA of 1985, as amended by the Budget Control Act of 2011.
- Reflects the following technical adjustments: \$33.522 million increase for TSA - Aviation Security revised fee levels; \$15.042 million decrease for USCG Health Care Fund Contribution; \$3.741 million increase for CBP Small Airports.
- Total Budget Authority Request excluding DRF Major Disasters Cap Adjustment and rescissions of prior year carryover balances is: \$55,028,782.
- Gross Discretionary Request excluding DRF Major Disasters Cap Adjustment and rescissions of prior year carryover balances is: \$43,502,572.
- Net Discretionary Request excluding DRF Major Disasters Cap Adjustment and rescissions of prior year carryover balances is: \$39,769,144.

3/ FY 2015 President's Budget:

- Reflects a proposed transfer of \$24 million from FEMA DRF to OIG.
- Includes FEMA Disaster Relief base funds of \$371.672 million and an additional \$6.438 billion for major disasters declared pursuant to the Stafford Act and designated by the Congress as being for disaster relief pursuant to section 251 (b)(2)(D) of the BBEDCA of 1985, as amended by the Budget Control Act of 2011.
- Total Budget Authority Request excluding DRF Major Disasters Cap Adjustment is: \$54,480,994.
- Gross Discretionary Request excluding DRF Major Disasters Cap Adjustment is: \$42,590,498.
- Net Discretionary Request excluding DRF Major Disasters Cap Adjustment is: \$38,175,700.

4/ Rescissions of Prior Year Unobligated Balances:

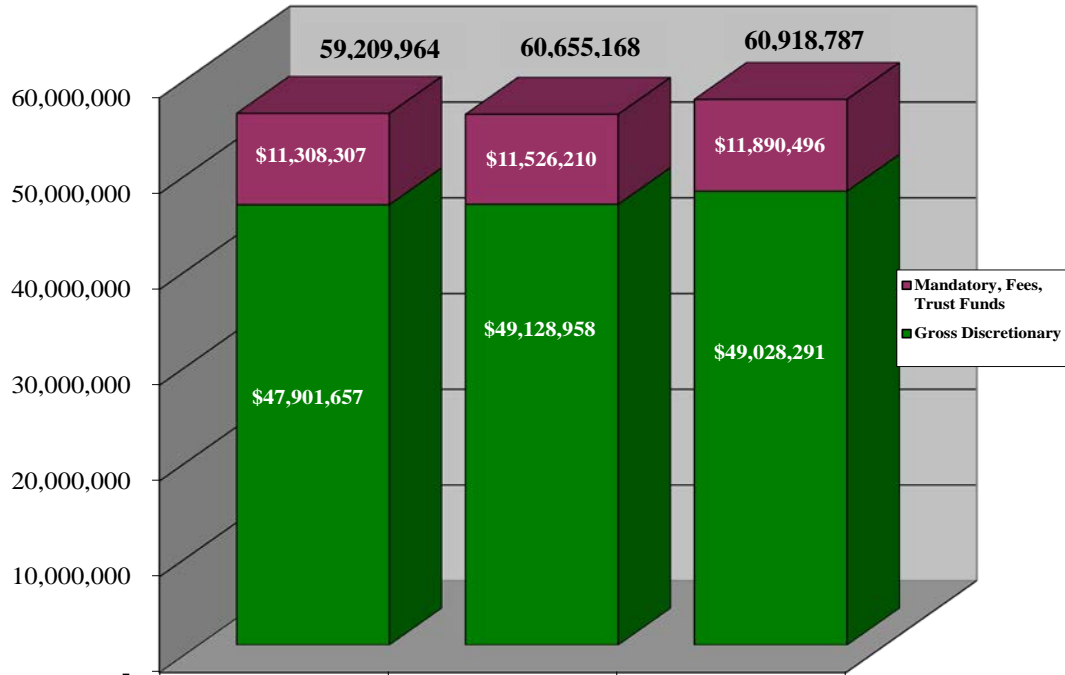
- FY 2013 - Pursuant to P.L. 113-6, reflects rescissions of prior year unobligated balances of -\$151.463 million
- FY 2014 - Pursuant to P.L. 113-76, reflects rescissions of prior year unobligated balances of -\$543.968 million.

5/ In order to obtain comparable figures, Net Discretionary, Gross Discretionary, and Total Budget Authority excludes:

- FY 2013 supplemental funding provided in P.L. 113-2 (Disaster Relief Appropriations Act 2013) and sequestered pursuant to 251 A(7)(A) of the Balance Budget and Emergency Deficit Control Act of 1985, as amended by the Budget Control Act of 2011: OIG (\$2.850 million), CBP (\$1.584 million), ICE (\$0.812 million), USCG (\$260.521 million), USSS (\$0.285 million), FEMA (\$11.210 billion), S&T (\$3.087 million), DNDO (\$3.676 million).
- Excludes FEMA NFIF (\$9.7 billion) increase in borrowing authority provided in P.L. 113-1.

Total Budget Authority

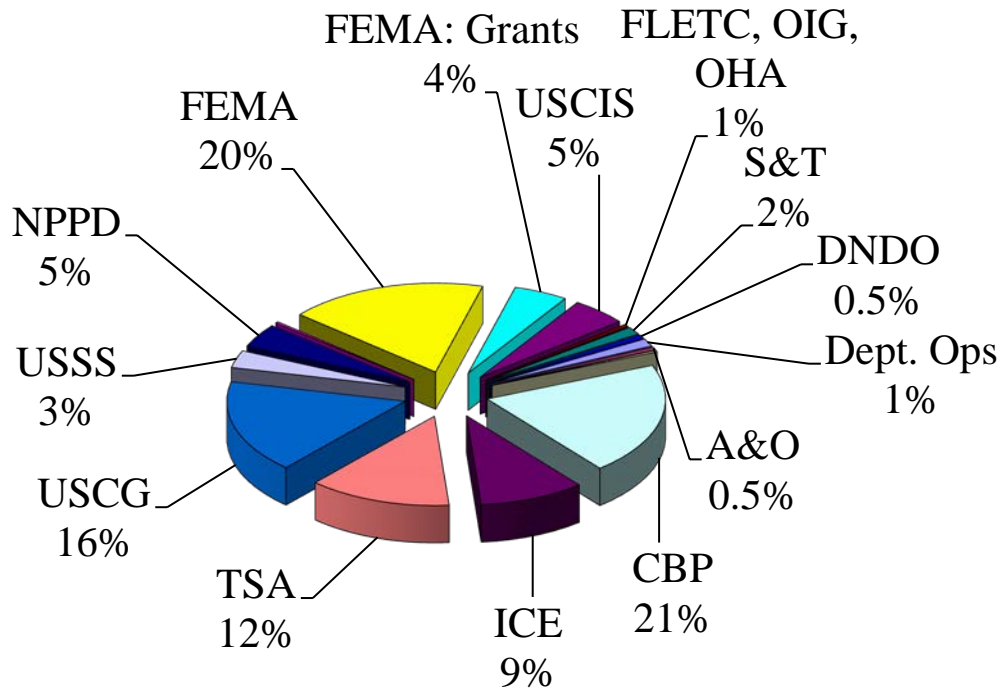
Dollars in Thousands



- FY 2015 Gross Discretionary funding decreases by \$101 million, or 0.2 percent, under FY 2014.
- FY 2015 estimated mandatory fees and trusts budget authority increases by \$364 million, or 3.2 percent over FY 2014.
- FY 2015 Total Budget Authority Request excluding DRF Major Disasters Cap Adjustment is: \$54,480,994.
- FY 2015 Gross Discretionary Request excluding DRF Major Disasters Cap Adjustment is: \$42,590,498.
- FY 2015 Net Discretionary Request excluding DRF Major Disasters Cap Adjustment is: \$38,175,700.
- Excludes FY 2013 Net Sequestered Supplemental funding of \$11.5 billion.

FY 2015 Percent of Total Budget Authority by Organization

\$60,918,787,000



Notes:

- Departmental Operations is comprised of the Office of the Secretary & Executive Management, DHS Headquarters Consolidation, the Office of the Undersecretary for Management, the Office of the Chief Financial Officer, and the Office of the Chief Information Officer.

Total Budget Authority by Organization

Gross Discretionary, Mandatory, Fees, and Trust Funds

	FY 2013 Revised Enacted ¹	FY 2014 Enacted ²	FY 2015 Pres. Budget ³	FY 2015 +/- FY 2014	FY 2015 +/- FY 2014
	\$000	\$000	\$000	\$000	%
Departmental Operations⁴	\$ 708,695	\$ 728,269	\$ 748,024	\$ 19,755	2.7%
Analysis and Operations (A&O)	301,853	300,490	302,268	1,778	0.6%
Office of the Inspector General (OIG)	137,910	139,437	145,457	6,020	4.3%
U.S. Customs & Border Protection (CBP)	11,736,990	12,445,616	12,764,835	319,219	2.6%
U.S. Immigration & Customs Enforcement (ICE)	5,627,660	5,614,361	5,359,065	(255,296)	-4.5%
Transportation Security Administration (TSA)	7,193,757	7,364,510	7,305,098	(59,412)	-0.8%
U.S. Coast Guard (USCG)	9,972,425	10,214,999	9,796,995	(418,004)	-4.1%
U.S. Secret Service (USSS)	1,808,313	1,840,272	1,895,905	55,633	3.0%
National Protection and Programs Directorate (NPPD)	2,638,634	2,813,213	2,857,666	44,453	1.6%
Office of Health Affairs (OHA)	126,324	126,763	125,767	(996)	-0.8%
Federal Emergency Management Agency (FEMA)	11,865,196	11,553,899	12,496,517	942,618	8.2%
FEMA: Grant Programs	2,373,540	2,530,000	2,225,469	(304,531)	-12.0%
U.S. Citizenship & Immigration Services (USCIS)	3,378,348	3,219,142	3,259,885	40,743	1.3%
Federal Law Enforcement Training Center (FLETC)	243,111	258,730	259,595	865	0.3%
Science & Technology Directorate (S&T)	794,227	1,220,212	1,071,818	(148,394)	-12.2%
Domestic Nuclear Detection Office (DNDO)	302,981	285,255	304,423	19,168	6.7%
TOTAL BUDGET AUTHORITY:	\$ 59,209,964	\$ 60,655,168	\$ 60,918,787	\$ 263,619	0.4%
Less: Mandatory, Fee, and Trust Funds:	(11,308,307)	(11,526,210)	(11,890,496)	(364,286)	3.2%
GROSS DISC. BUDGET AUTHORITY:	47,901,657	49,128,958	49,028,291	(100,667)	-0.2%
Less: Discretionary Offsetting Fees:	(3,553,282)	(3,733,428)	(4,414,798)	(681,370)	18.3%
NET DISC. BUDGET AUTHORITY:	\$ 44,348,375	\$ 45,395,530	\$ 44,613,493	\$ (782,037)	-1.7%
Less: FEMA Disaster Relief - Major Disasters Cap Adjustment:	\$ (6,075,554)	\$ (5,626,386)	\$ (6,437,793)	\$ (811,407)	14.4%
Less: Rescission of Prior-Year Carryover - Regular Appropriations:⁵	(151,463)	(543,968)	-	543,968	-100.0%
ADJUSTED NET DISC. BUDGET AUTHORITY:	\$ 38,121,358	\$ 39,225,176	\$ 38,175,700	\$ (1,049,476)	-2.7%
Supplemental:⁶	\$ 11,483,313	-	-	-	-

1/ FY 2013 Revised Enacted:

- Reflects across the board rescissions of 0.1% and 0.032% pursuant to P.L. 113-6.
- Reflects funds sequestered pursuant to section 251 A(7)(A) of the Balance Budget and Emergency Deficit Control Act of 1985, as amended by the Budget Control Act of 2011.
- Reflects a transfer of \$22.8 million from FEMA Disaster Relief Fund (DRF) to OIG pursuant to P.L. 113-6.
- Excludes USCG Overseas Contingency Operations funding of \$240.605 million provided in P.L. 113-6.
- Includes FEMA Disaster Relief base funds of \$553.562 million and an additional \$6.075 billion for major disasters declared pursuant to the Stafford Act and designated by the Congress as being for disaster relief pursuant to section 251 (b)(2)(D) of the Balance Budget and Emergency Deficit Control Act of 1985 (BBEDCA), as amended by the Budget Control Act of 2011.
- Total Budget Authority Request excluding DRF Major Disasters Cap Adjustment and rescissions of prior year carryover balances is: \$53,134,410.
- Gross Discretionary Request excluding DRF Major Disasters Cap Adjustment and rescissions of prior year carryover balances is: \$41,826,103.
- Net Discretionary Request excluding DRF Major Disasters Cap Adjustment and rescissions of prior year carryover balances is: \$38,272,821.

2/ FY 2014 Enacted:

- Reflects a transfer of \$24 million from FEMA DRF to OIG pursuant to P.L. 113-76.
- Excludes USCG Overseas Contingency Operations funding of \$227.0 million provided in P.L. 113-76.
- Includes FEMA Disaster Relief base funds of \$570.522 million and an additional \$5.626 billion for major disasters declared pursuant to the Stafford Act and designated by the Congress as being for disaster relief pursuant to section 251 (b)(2)(D) of the BBEDCA of 1985, as amended by the Budget Control Act of 2011.
- Reflects the following technical adjustments: \$33.522 million increase for TSA - Aviation Security revised fee levels; \$15.042 million decrease for USCG Health Care Fund Contribution; \$3.741 million increase for CBP Small Airports.
- Total Budget Authority Request excluding DRF Major Disasters Cap Adjustment and rescissions of prior year carryover balances is: \$55,028,782
- Gross Discretionary Request excluding DRF Major Disasters Cap Adjustment and rescissions of prior year carryover balances is: \$43,502,572.
- Net Discretionary Request excluding DRF Major Disasters Cap Adjustment and rescissions of prior year carryover balances is: \$39,769,144.

3/ FY 2015 President's Budget:

- Reflects a proposed transfer of \$24 million from FEMA DRF to OIG.
- Includes FEMA Disaster Relief base funds of \$371.672 million and an additional \$6.438 billion for major disasters declared pursuant to the Stafford Act and designated by the Congress as being for disaster relief pursuant to section 251 (b)(2)(D) of the BBEDCA of 1985, as amended by the Budget Control Act of 2011.
- Total Budget Authority Request excluding DRF Major Disasters Cap Adjustment is: \$54,480,994.
- Gross Discretionary Request excluding DRF Major Disasters Cap Adjustment is: \$42,590,498.
- Net Discretionary Request excluding DRF Major Disasters Cap Adjustment is: \$38,175,700.

4/ Departmental Operations is comprised of the Office of the Secretary & Executive Management, DHS Headquarters Consolidation, the Office of the Undersecretary for Management, the Office of the Chief Financial Officer, and the Office of the Chief Information Officer.

5/ Rescissions of Prior Year Unobligated Balances:

- FY 2013 - Pursuant to P.L. 113-6, reflects rescissions of prior year unobligated balances of -\$151,463 million
- FY 2014 - Pursuant to P.L. 113-76, reflects rescissions of prior year unobligated balances of -\$543,968 million.

6/ In order to obtain comparable figures, Net Discretionary, Gross Discretionary, and Total Budget Authority excludes:

- FY 2013 supplementary funding provided in P.L. 113-2 (Disaster Relief Appropriations Act 2013) and sequestered pursuant to 251 A(7)(A) of the Balance Budget and Emergency Deficit Control Act of 1985, as amended by the Budget Control Act of 2011: OIG (\$2.850 million), CBP (\$1.584 million), ICE (\$0.812 million), USCG (\$260.521 million), USSS (\$0.285 million), FEMA (\$11.210 billion), S&T (\$3.087 million), DNDO (\$3.676 million).
- Excludes FEMA NFIF (\$9.7 billion) increase in borrowing authority provided in P.L. 113-1.

EXHIBIT E

Budget-in-Brief

Fiscal Year 2014



Homeland Security

www.dhs.gov

“Today, a decade after the creation of a Cabinet-level agency bearing that name, homeland security has come to mean much more ... it means the coordinated work of hundreds of thousands of dedicated and skilled professionals, and more than ever, of the American public, of our businesses and families, communities and faith-based groups.”

Secretary Janet Napolitano
Third Annual Address on the State of Homeland Security: “The Evolution and Future of Homeland Security”
February 26, 2013

Table of Contents

I. Overview	1
Department of Homeland Security (DHS) Vision and Mission	1
II. FY 2014 Highlights	6
Fiscal Year 2014 Budget Request	6
A Day in the Life of Homeland Security.....	29
Efficiency Review and Progress.....	33
FY 2014 National Preparedness Grant Program	36
DHS Cybersecurity Capabilities.....	44
Risk-Based Security for the Transportation Environment	46
Law Enforcement Collaboration on Active Shooter Prevention	47
Research, Development, and Innovation.....	49
Transforming the Disaster Workforce.....	51
Travel and Trade	52
Workforce Verification and Fraud Detection.....	59
Use of Evidence and Evaluation in the 2014 Budget	60
FYs 2009–2012 Select Key Initiatives & Reforms	64
III. Summary Information by Organization.....	85
Departmental Management and Operations	87
Analysis and Operations	97
Office of Inspector General	103
Customs and Border Protection	109
U.S. Immigration and Customs Enforcement.....	121
Transportation Security Administration	131
U.S. Coast Guard	139
U.S. Secret Service	151
National Protection and Programs Directorate.....	157
Office of Health Affairs	165
Federal Emergency Management Agency	171
U.S. Citizenship and Immigration Services	183
Federal Law Enforcement Training Center	189

Science and Technology Directorate	193
Domestic Nuclear Detection Office	199
IV. Resource Tables	205
FYs 2012–2014 President’s Budget Build	207
Fiscal Year 2012–2014 Homeland and Non-Homeland Allocations	211

Department of Homeland Security

OUR VISION

Preserving our freedoms, protecting America ...we secure our homeland.

Our Mission

The Department of Homeland Security will lead the unified national effort to secure America. We will prevent and deter terrorist attacks and protect against and respond to threats and hazards to the nation. We will ensure safe and secure borders, welcome lawful immigrants and visitors and promote the free-flow of commerce.



FY 2014 Highlights

Fiscal Year 2014 Overview

	FY 2012 Revised Enacted ¹	FY 2013 Annualized CR ²	FY 2014 Pres. Budget ³	FY 2014 +/- FY 2012
	\$000	\$000	\$000	\$000
Net Discretionary:	\$ 46,381,144	\$ 46,560,550	\$ 44,672,346	\$ (1,708,798)
Discretionary Fees:	3,515,166	3,639,720	3,785,021	269,855
<i>Less rescission of prior year funds: ⁴</i>	<i>(196,468)</i>	<i>(131,412)</i>	-	-
Gross Discretionary	49,699,841	50,068,858	48,457,367	(1,438,943)
Mandatory, Fee, Trust Funds:	10,271,646	10,616,486	11,501,970	1,230,324
Total Budget Authority:	\$ 59,971,487	\$ 60,685,344	\$ 59,959,337	\$ (208,619)
Supplemental: ⁵	\$ -	\$ 12,071,908	\$ -	\$ -

1/ FY 2012 Revised Enacted:

- Reflects a transfer of \$24 million from FEMA to OIG pursuant to P.L. 112-74.
- Excludes USCG Overseas Contingency Operations funding of \$258.0 million P.L. 112-74.
- Includes \$63.5 million transfer to USCG - AC&I from DoD pursuant to P.L. 112-74.
- Includes FEMA Disaster Relief base funds of \$700 million and an additional \$6.4 billion enacted separately pursuant to the Budget Control Act.

2/ FY 2013 Annualized CR:

- FY 2013 Annualized CR reflects FY 2012 Enacted pursuant to P.L. 112-74 less rescission of prior year unobligated balances plus 0.612% increase.
- Reflects a transfer of \$24 million from FEMA to OIG pursuant to P.L. 112-74.
- Excludes USCG Overseas Contingency Operations funding of \$258.0 million P.L. 112-74.
Excludes \$63.5 million transfer to USCG - AC&I from DoD pursuant to P.L. 112-74.
- Includes FEMA Disaster Relief base funds of \$700 million and an additional \$6.4 billion enacted separately pursuant to the Budget Control Act.
- Reflects a technical adjustment of \$76.090 million for TSA - Aviation Security revised fee levels.
- Excludes USCG Overseas Contingency Operations of \$258.0 million P.L. 112-74.
- Includes \$63.5 million transfer to USCG - AC&I from DoD pursuant to P.L. 112-74.
- Reflects FEMA Disaster Relief base funds of \$700 million and an additional \$6.4 billion enacted separately pursuant to the Budget Control Act.
- Reflects a technical adjustment of \$24.062 million to revise the FPS offsetting fee levels.
- Reflects technical adjustments of \$438.653 million to revise USCIS fee levels. "

3/ FY 2014 President's Budget:

- Reflects a proposed transfer of \$24 million from FEMA to OIG.
- Includes FEMA Disaster Relief base funds of \$570 million (\$570.522) and an additional \$5.6 billion (\$5,626.386) for major disasters declared pursuant to the Stafford Act and designated by the Congress as being for disaster relief pursuant to section 251 (b)(2)(D) of the Balance Budget and Emergency Deficit Control Act of 1985 (BBEDCA), as amended by the Budget Control Act of 2011.
- Total Budget Authority Request excluding DRF Major Disasters Cap Adjustment is: \$54,332,951
- Gross Discretionary Request excluding DRF Major Disasters Cap Adjustment is: \$42,830,981.
- Net Discretionary Request excluding DRF Major Disasters Cap Adjustment is: \$39,045,960.

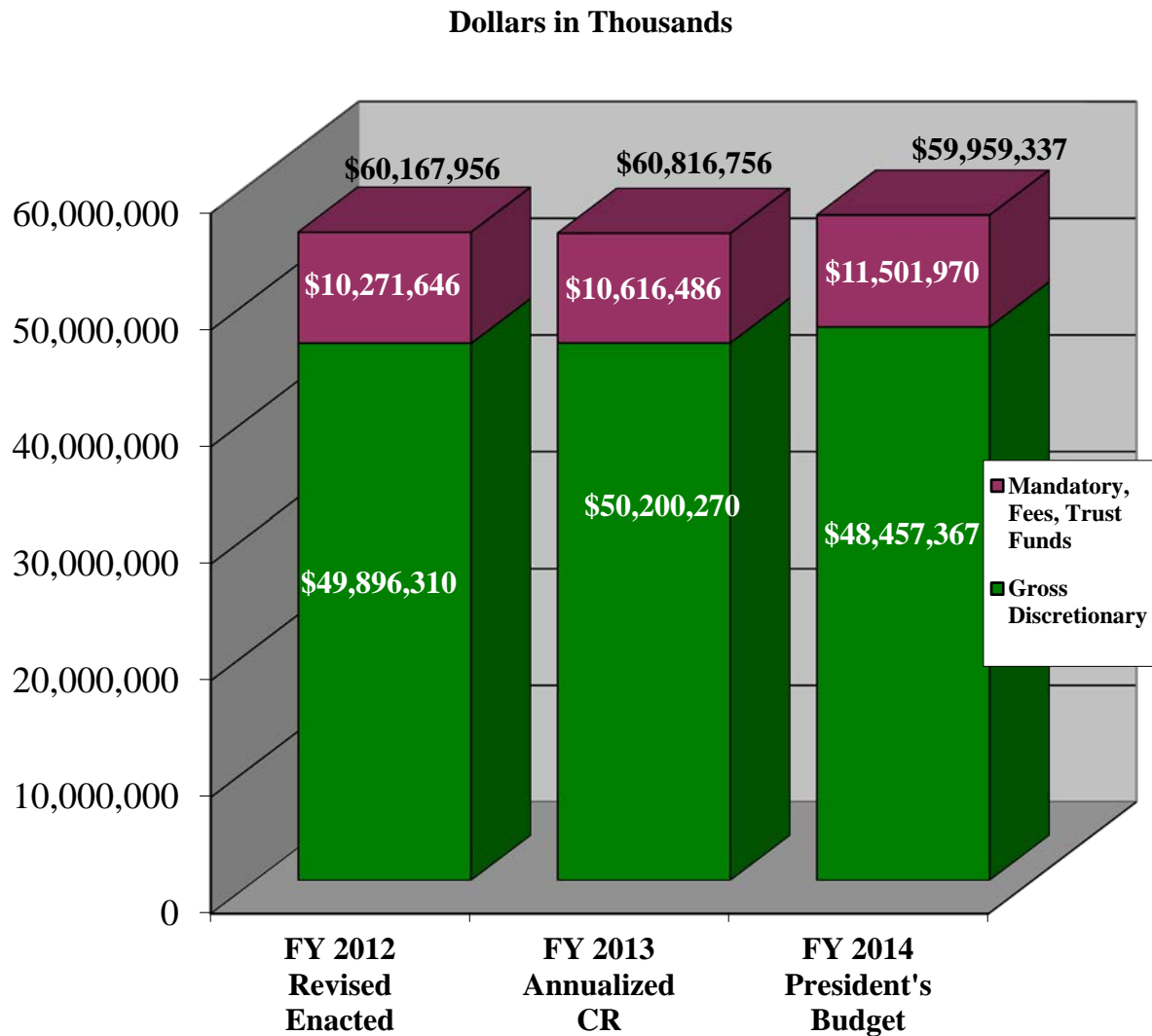
"4/ Rescissions of Prior Year Unobligated Balances:

- FY 2012 - Pursuant to P.L. 112-74, reflects FY 2012 rescissions of prior year unobligated balances of -\$196.468 million.
Excludes rescissions from Working Capital Fund \$5.201 million and CT Fund \$0.96 million.
- FY 2013 - Reflects rescissions of prior year unobligated balances of -\$131.412 million.

"5/ In order to obtain comparable figures, Net Discretionary, Gross Discretionary, and Total Budget Authority excludes:

- FY 2013 supplemental funding pursuant to P.L. 113-2 (Disaster Relief Appropriations Act 2013): CBP (\$1.667 million), ICE (\$0.855 million), USCG (\$274.233 million), USSS (\$0.300 million), FEMA (\$11.787 billion), S&T (\$3.249 million), DNDO (\$3.869 million).
- Excludes FEMA NFIF (\$9.7 billion) increase in borrowing authority provided in P.L. 113-1.

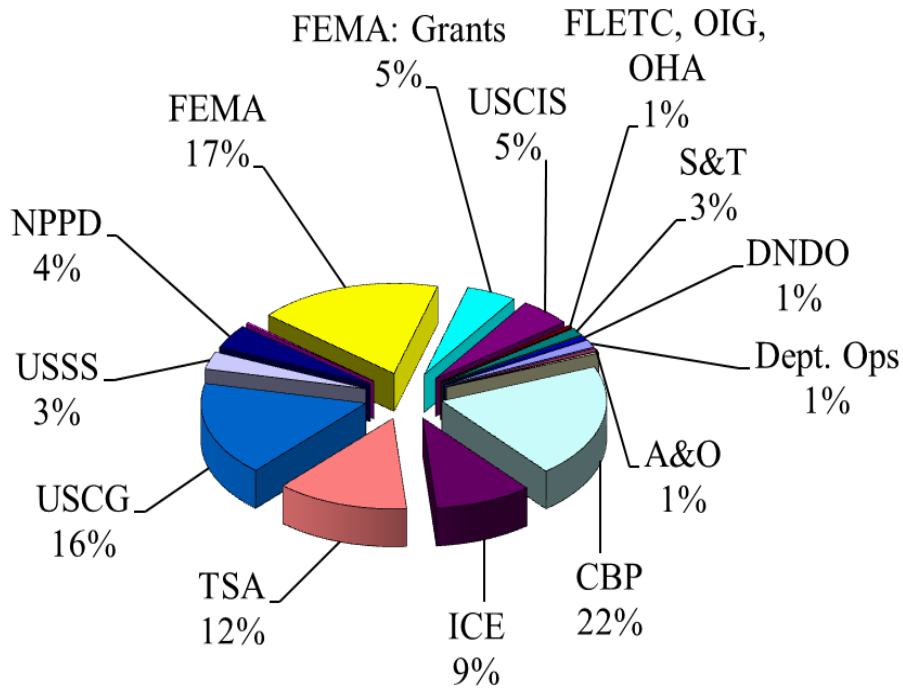
TOTAL BUDGET AUTHORITY



- FY 2014 Gross Discretionary funding decreases by \$1.4 billion, or 2.8 percent, over FY 2012
- FY 2014 estimated mandatory fees and trusts budget authority increased by \$1.2 billion, or 11.9 percent over FY 2012.
- FY 2014 Total Budget Authority Request excluding DRF Major Disasters Cap Adjustment is: \$54,332,951.
- FY 2014 Gross Discretionary Request excluding DRF Major Disasters Cap Adjustment is: \$42,830,981.
- FY 2014 Net Discretionary Request excluding DRF Major Disasters Cap Adjustment is: \$39,045,960.
- FY 2013 Supplemental funding of \$12.0 billion is excluded.

FY 2014 Percent of Total Budget Authority By Organization

\$59,959,337,000



Notes:

- Departmental Operations is comprised of the Office of the Secretary & Executive Management, DHS Headquarters Consolidation, the Office of the Undersecretary for Management, the Office of the Chief Financial Officer, and the Office of the Chief Information Officer.

TOTAL BUDGET AUTHORITY BY ORGANIZATION
 Gross Discretionary, Mandatory, Fees, and Trust Funds

FY 2014 Highlights

	FY 2012 Revised Enacted ¹	FY 2013 Annualized CR ²	FY 2014 Pres. Budget ³	FY 2014 +/- FY 2012	FY 14 +/- FY 12
	\$000	\$000	\$000	\$000	%
Departmental Operations ⁴	\$ 804,136	\$ 802,768	\$ 810,773	\$ 6,637	1%
Analysis and Operations (A&O)	338,068	339,957	309,228	(28,840)	-8%
Office of the Inspector General (OIG)	141,000	141,863	143,309	2,309	2%
U.S. Customs & Border Protection (CBP)	11,781,438	11,863,849	12,900,103	1,118,665	9%
U.S. Immigration & Customs Enforcement (ICE)	5,982,977	5,878,209	5,341,722	(641,255)	-11%
Transportation Security Administration (TSA)	7,855,938	7,910,532	7,398,295	(457,643)	-6%
U.S. Coast Guard (USCG)	10,422,410	10,497,057	9,793,981	(628,429)	-6%
U.S. Secret Service (USSS)	1,914,445	1,920,706	1,801,389	(113,056)	-6%
National Protection and Programs Directorate (NPPD)	2,525,688	2,804,087	2,568,543	42,855	2%
Office of Health Affairs (OHA)	165,049	168,356	131,797	(33,252)	-20%
Federal Emergency Management Agency (FEMA)	11,638,525	11,867,560	11,327,685	(310,840)	-3%
FEMA: Grant Programs	2,285,403	2,308,826	2,123,200	(162,203)	-7%
U.S. Citizenship & Immigration Services (USCIS)	3,078,465	3,077,782	3,219,466	141,001	5%
Federal Law Enforcement Training Center (FLETC)	271,413	272,703	271,429	16	0%
Science & Technology Directorate (S&T)	673,000	671,807	1,527,096	854,096	127%
Domestic Nuclear Detection Office (DNDO)	290,000	290,695	291,320	1,320	0%
TOTAL BUDGET AUTHORITY:	\$ 60,167,956	\$ 60,816,756	\$ 59,959,337	\$ (208,619)	-0.34%
Less: Mandatory, Fee, and Trust Funds	10,271,646	\$ 10,616,486	\$ 11,501,970	\$ 1,230,324	11.59%
Less: Discretionary Offsetting Fees	3,515,166	3,639,720	3,785,021	269,855	7%
NET DISC. BUDGET AUTHORITY:	\$ 46,381,144	\$ 46,560,550	\$ 44,672,346	\$ (1,708,798)	-
Less Rescission of Prior-Year Carryover - Regular Appropriations: ⁵	(196,468)	(131,412)	-	-	-
ADJUSTED NET DISC. BUDGET AUTHORITY:	\$ 46,184,675	\$ 46,429,138	\$ 44,672,346	\$ (1,512,329)	-3%
Supplemental: ⁶	-	\$ 12,071,908	-	-	-

^{1/} FY 2012 Revised Enacted:

- Reflects a transfer of \$24 million from FEMA to OIG pursuant to P.L. 112-74.
- Excludes USCG Overseas Contingency Operations funding of \$258.0 million P.L. 112-74.
- Includes \$63.5 million transfer to USCG - AC&I from DoD pursuant to P.L. 112-74.
- Includes FEMA Disaster Relief base funds of \$700 million and an additional \$6.4 billion enacted separately for major disasters pursuant to the Budget Control Act.

^{2/} FY 2013 Annualized CR:

- FY 2013 Annualized CR reflects FY 2012 Enacted pursuant to P.L. 112-74 less rescission of prior year unobligated balances plus 0.612% increase.
- Reflects a transfer of \$24 million from FEMA to OIG pursuant to P.L. 112-74.
- Excludes USCG Overseas Contingency Operations funding of \$258.0 million P.L. 112-74.
- Excludes \$63.5 million transfer to USCG - AC&I from DoD pursuant to P.L. 112-74.
- Includes FEMA Disaster Relief base funds of \$700 million and an additional \$6.4 billion enacted separately for major disasters pursuant to the Budget Control Act. "

^{3/} FY 2014 President's Budget:

- Reflects a proposed transfer of \$24 million from FEMA to OIG.
- Includes FEMA Disaster Relief base funds of \$570 million (\$570.522) and an additional \$5.6 billion (\$5,626.386) for major disasters pursuant to the Budget Control Act.
- Total Budget Authority Request excluding DRF Major Disasters Cap Adjustment is: \$54,332,951
- Gross Discretionary Request excluding DRF Major Disasters Cap Adjustment is: \$42,830,981.
- Net Discretionary Request excluding DRF Major Disasters Cap Adjustment is: \$39,045,960.

^{4/} Departmental Operations is comprised of the Office of the Secretary & Executive Management, DHS Headquarters Consolidation, the Office of the Undersecretary for Management, the Office of the Chief Financial Officer, and the Office of the Chief Information Officer. and the National Special Security Events Fund (NSSE)."

^{5/} Rescissions of Prior Year Unobligated Balances:

- FY 2012 - Pursuant to P.L. 112-74, reflects FY 2012 rescissions of prior year unobligated balances of -\$196.468 million. Excludes rescission from Working Capital Fund \$5.201 million and CT Fund \$0.96 million.
- FY 2013 - Reflects rescissions of prior year unobligated balances of -\$131.412 million.

^{6/} In order to obtain comparable figures, Net Discretionary, Gross Discretionary, and Total Budget Authority excludes:

- FY 2013 supplemental funding pursuant to P.L. 113-2 (Disaster Relief Appropriations Act 2013): CBP (\$1.667 million), ICE (\$0.855 million), USCG (\$274.233 million), USSS (\$0.300 million), FEMA (\$11.787 billion), S&T (\$3.249 million), DNDO (\$3.869 million).
- Excludes FEMA NFIF (\$9.7 billion) increase in borrowing authority provided in P.L. 113-1.