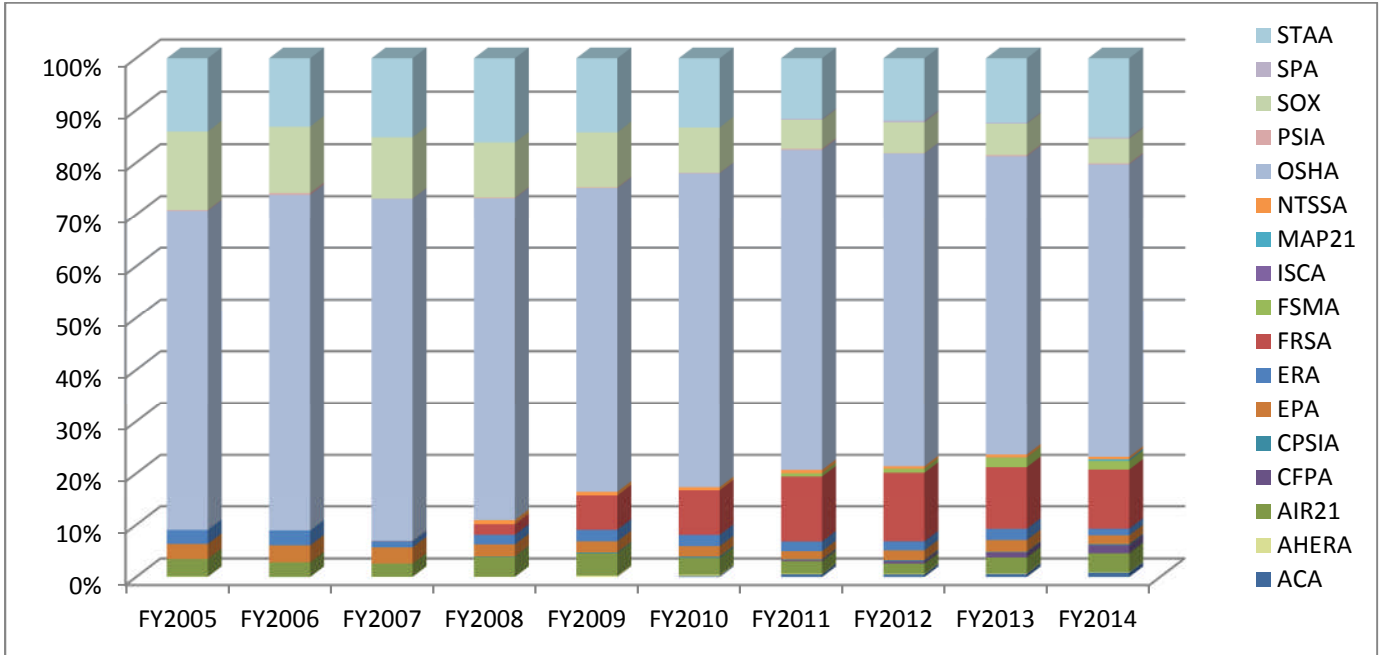
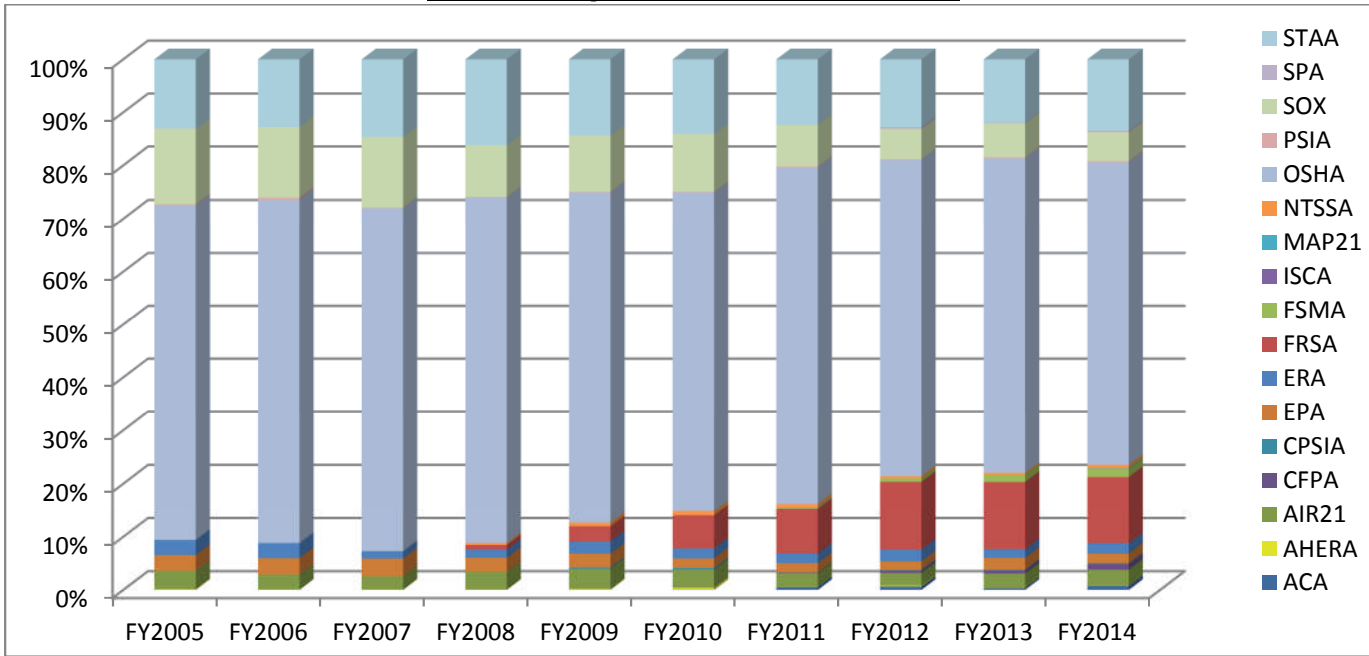


**Cases Received: FY2005 - FY2014**



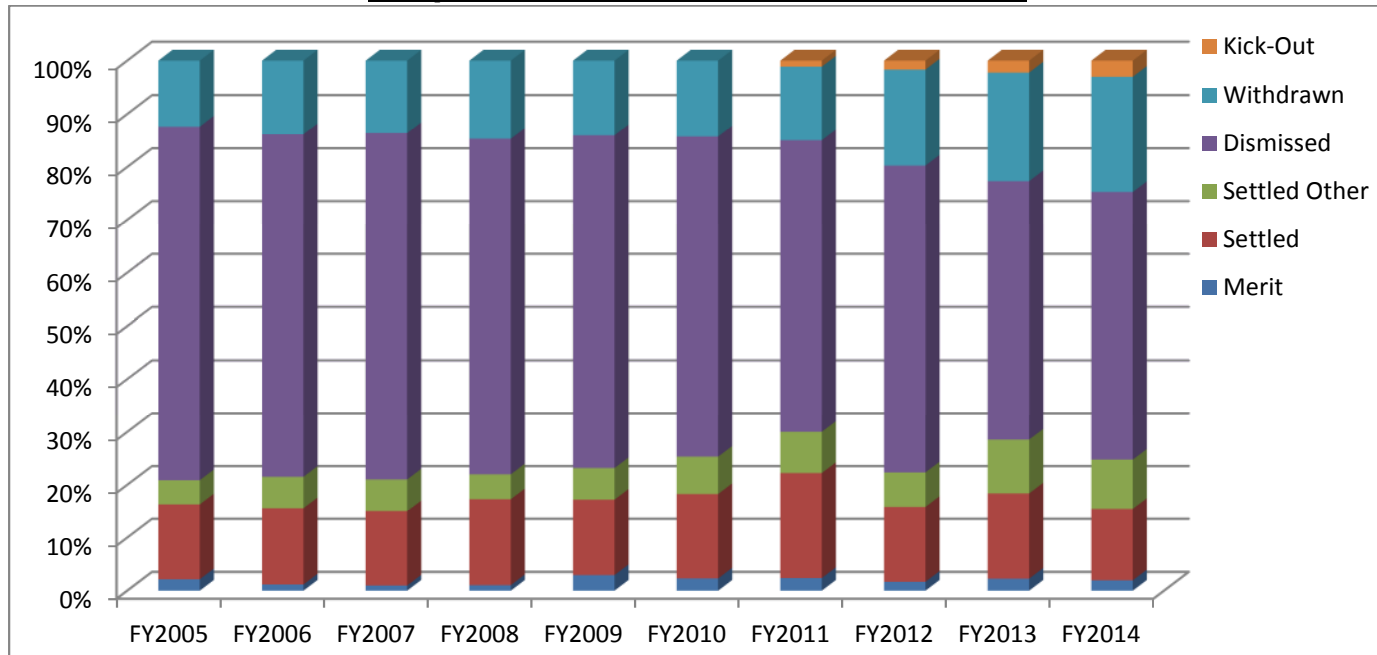
<b>Cases Received: FY2005 - FY2014</b>										
<b>Statute</b>	<b>FY 2005</b>	<b>FY 2006</b>	<b>FY 2007</b>	<b>FY 2008</b>	<b>FY 2009</b>	<b>FY 2010</b>	<b>FY 2011</b>	<b>FY 2012</b>	<b>FY 2013</b>	<b>FY 2014</b>
ACA	0	0	0	0	0	4	14	14	18	26
AHERA	2	0	1	1	6	6	3	4	3	3
AIR21	65	52	50	85	92	75	66	57	91	111
CFPA	0	0	0	0	0	0	6	14	28	47
CPSIA	0	0	0	2	4	6	2	5	4	6
EPA	56	60	61	51	46	46	42	54	67	52
ERA	52	53	23	41	48	50	50	50	64	39
FRSA	0	0	1	45	145	201	340	384	355	351
FSMA	0	0	0	0	0	0	17	22	54	51
ISCA	0	0	0	0	0	1	0	0	0	0
MAP21	0	0	0	0	0	0	0	0	1	10
NTSSA	0	0	0	18	15	14	17	14	17	14
OSHA	1194	1195	1301	1381	1267	1402	1667	1745	1710	1729
PSIA	3	7	1	3	3	2	6	2	7	6
SOX	291	234	231	235	228	201	148	169	177	145
SPA	0	0	0	0	0	0	5	9	5	7
STAA	271	241	297	357	306	306	314	346	368	463
<b>Total</b>	<b>1934</b>	<b>1842</b>	<b>1966</b>	<b>2219</b>	<b>2160</b>	<b>2314</b>	<b>2698</b>	<b>2889</b>	<b>2969</b>	<b>3060</b>

**Cases Completed: FY2005 – FY2014**



<b>Cases Completed: FY2005 – FY2014</b>										
<b>Statute</b>	<b>FY 2005</b>	<b>FY 2006</b>	<b>FY 2007</b>	<b>FY 2008</b>	<b>FY 2009</b>	<b>FY 2010</b>	<b>FY 2011</b>	<b>FY 2012</b>	<b>FY 2013</b>	<b>FY 2014</b>
ACA	0	0	0	0	0	1	11	18	11	25
AHERA	1	1	1	1	3	7	1	5	1	2
AIR21	66	54	46	65	71	65	49	66	83	93
CFPA	0	0	0	0	0	0	2	12	19	35
CPSIA	0	0	0	0	5	6	1	4	4	4
EPA	55	57	55	51	49	34	34	44	68	56
ERA	52	54	26	31	44	36	35	61	50	61
FRSA	0	0	0	18	53	119	165	354	391	393
FSMA	0	0	0	0	0	0	4	18	41	47
ISCA	0	0	0	0	0	0	1	0	0	0
MAP21	0	0	0	0	0	0	0	0	0	5
NTSSA	0	0	0	6	13	15	13	12	11	20
OSHA	1160	1229	1167	1255	1168	1144	1235	1653	1827	1794
PSIA	5	6	2	1	2	2	3	2	6	7
SOX	252	251	240	191	197	206	153	157	200	171
SPA	0	0	0	0	0	0	0	10	4	9
STAA	248	246	268	320	271	269	241	355	367	425
<b>Total</b>	<b>1839</b>	<b>1898</b>	<b>1805</b>	<b>1938</b>	<b>1876</b>	<b>1904</b>	<b>1948</b>	<b>2771</b>	<b>3083</b>	<b>3147</b>

### Complaint Determinations<sup>1</sup>: FY2005 – FY2014



Complaint Determinations FY2005 – FY2014							
Fiscal Year	Merit	Settled	Settled Other	Dismissed	Kick-Out <sup>2</sup>	Withdrawn	Total Determinations
2005	41	269	87	1270	N/A	235	1902
2006	23	284	117	1275	N/A	272	1971
2007	18	261	112	1217	N/A	253	1861
2008	21	328	95	1280	N/A	296	2020
2009	57	277	116	1221	N/A	272	1943
2010	45	312	138	1182	N/A	278	1955
2011	48	400	157	1110	23	278	2016
2012	48	406	187	1662	48	518	2869
2013	74	527	333	1596	73	669	3272
2014	64	441	305	1652	99	710	3271
<b>Total</b>	<b>439</b>	<b>3505</b>	<b>1647</b>	<b>13465</b>	<b>243</b>	<b>3781</b>	<b>23080</b>

<sup>1</sup> Complaint Determinations gives the total of complainant determinations made in each year. Because determinations are specific to each complainant (i.e. 3 complainants under one docket get 3 different determinations), there are more “determinations” than there are “case closures”.

<sup>2</sup> A “kick-out” occurs when the complainant brings an action for *de novo* review of the complaint in a United States district court under the circumstances outlined in the statute.

**Complaint Determinations – FY2005**

Statute	Merit	Settled	Settled Other	Dismissed	Withdrawn	Total Determinations
ACA	0	0	0	0	0	0
AHERA	0	0	0	0	2	2
AIR21	5	4	2	47	9	67
CFPA	0	0	0	0	0	0
CPSIA	0	0	0	0	0	0
EPA	1	3	3	45	4	56
ERA	1	2	7	39	5	54
FRSA	0	0	0	0	0	0
FSMA	0	0	0	0	0	0
ISCA	0	0	0	0	0	0
NTSSA	0	0	0	0	0	0
OSHA	23	224	47	760	146	1200
PSIA	0	0	0	4	1	5
SOX	8	9	20	193	38	268
SPA	0	0	0	0	0	0
STAA	3	27	8	182	30	250
Total	41	269	87	1270	235	1902

**Complaint Determinations – FY2006**

Statute	Merit	Settled	Settled Other	Dismissed	Withdrawn	Total Determinations
ACA	0	0	0	0	0	0
AHERA	0	0	0	0	1	1
AIR21	0	1	2	49	4	56
CFPA	0	0	0	0	0	0
CPSIA	0	0	0	0	0	0
EPA	4	5	2	42	8	61
ERA	3	1	9	38	5	56
FRSA	0	0	0	0	0	0
FSMA	0	0	0	0	0	0
ISCA	0	0	0	0	0	0
NTSSA	0	0	0	0	0	0
OSHA	14	213	66	787	196	1276
PSIA	0	0	0	8	0	8
SOX	0	17	28	186	30	261
SPA	0	0	0	0	0	0
STAA	2	47	10	165	28	252
Total	23	284	117	1275	272	1971

<b>Complaint Determinations – FY2007</b>						
<b>Statute</b>	<b>Merit</b>	<b>Settled</b>	<b>Settled Other</b>	<b>Dismissed</b>	<b>Withdrawn</b>	<b>Total Determinations</b>
ACA	0	0	0	0	0	0
AHERA	0	0	0	1	0	1
AIR21	1	6	2	30	8	47
CFPA	0	0	0	0	0	0
CPSIA	0	0	0	0	0	0
EPA	1	8	3	44	6	62
ERA	0	0	3	20	3	26
FRSA	0	0	0	0	0	0
FSMA	0	0	0	0	0	0
ISCA	0	0	0	0	0	0
NTSSA	0	0	0	0	0	0
OSHA	14	190	58	766	176	1204
PSIA	0	0	0	2	0	2
SOX	0	13	30	172	31	246
SPA	0	0	0	0	0	0
STAA	2	44	16	182	29	273
<b>Total</b>	<b>18</b>	<b>261</b>	<b>112</b>	<b>1217</b>	<b>253</b>	<b>1861</b>

<b>Complaint Determinations – FY2008</b>						
<b>Statute</b>	<b>Merit</b>	<b>Settled</b>	<b>Settled Other</b>	<b>Dismissed</b>	<b>Withdrawn</b>	<b>Total Determinations</b>
ACA	0	0	0	0	0	0
AHERA	0	0	0	1	0	1
AIR21	2	8	2	50	5	67
CFPA	0	0	0	0	0	0
CPSIA	0	0	0	0	0	0
EPA	1	6	3	38	6	54
ERA	0	1	4	24	2	31
FRSA	1	2	0	13	2	18
FSMA	0	0	0	0	0	0
ISCA	0	0	0	0	0	0
NTSSA	0	0	0	7	0	7
OSHA	14	202	45	830	227	1318
PSIA	0	0	0	1	0	1
SOX	0	15	27	130	24	196
SPA	0	0	0	0	0	0
STAA	3	94	14	186	30	327
<b>Total</b>	<b>21</b>	<b>328</b>	<b>95</b>	<b>1280</b>	<b>296</b>	<b>2020</b>

<b>Complaint Determinations – FY2009</b>						
Statute	Merit	Settled	Settled Other	Dismissed	Withdrawn	Total Determinations
ACA	0	0	0	0	0	0
AHERA	0	0	0	2	1	3
AIR21	15	6	4	48	6	79
CFPA	0	0	0	0	0	0
CPSIA	0	1	0	4	0	5
EPA	0	3	4	42	1	50
ERA	1	0	10	34	3	48
FRSA	9	2	2	31	11	55
FSMA	0	0	0	0	0	0
ISCA	0	0	0	0	0	0
NTSSA	0	1	2	8	3	14
OSHA	22	210	55	726	187	1200
PSIA	0	0	1	0	1	2
SOX	3	12	29	127	35	206
SPA	0	0	0	0	0	0
STAA	7	42	9	199	24	281
Total	57	277	116	1221	272	1943

<b>Complaint Determinations – FY2010</b>						
Statute	Merit	Settled	Settled Other	Dismissed	Withdrawn	Total Determinations
ACA	0	0	0	1	0	1
AHERA	0	1	1	5	0	7
AIR21	1	5	8	49	3	66
CFPA	0	0	0	0	0	0
CPSIA	0	1	0	5	0	6
EPA	0	5	4	24	2	35
ERA	0	1	6	21	9	37
FRSA	8	12	14	69	16	119
FSMA	0	0	0	0	0	0
ISCA	0	0	0	0	0	0
NTSSA	1	1	1	10	2	15
OSHA	24	244	66	672	177	1183
PSIA	0	0	0	2	0	2
SOX	3	17	21	141	27	209
SPA	0	0	0	0	0	0
STAA	8	25	17	183	42	275
Total	45	312	138	1182	278	1955

**Complaint Determinations – FY2011**

Statute	Merit	Settled	Settled Other	Dismissed	Kick-Out	Withdrawn	Total Determinations
ACA	0	0	0	6	0	5	11
AHERA	0	0	0	2	N/A	0	2
AIR21	0	3	8	33	N/A	8	52
CFPA	0	0	0	1	0	1	2
CPSIA	0	0	0	0	0	1	1
EPA	1	5	3	22	N/A	3	34
ERA	0	4	6	24	0	6	40
FRSA	16	13	23	77	9	30	168
FSMA	0	1	2	1	0	0	4
ISCA	0	0	0	1	N/A	0	1
NTSSA	0	2	2	8	1	0	13
OSHA	23	314	74	696	N/A	178	1285
PSIA	0	0	0	2	N/A	1	3
SOX	2	7	30	93	9	15	156
SPA	0	0	0	0	0	0	0
STAA	6	51	9	144	4	30	244
<b>Total</b>	<b>48</b>	<b>400</b>	<b>157</b>	<b>1110</b>	<b>23</b>	<b>278</b>	<b>2016</b>

**Complaint Determinations – FY2012**

Statute	Merit	Settled	Settled Other	Dismissed	Kick-Out	Withdrawn	Total Determinations
ACA	0	0	0	12	0	6	18
AHERA	0	0	1	4	N/A	0	5
AIR21	2	4	3	54	N/A	4	67
CFPA	0	1	0	4	1	6	12
CPSIA	0	0	0	4	0	0	4
EPA	2	8	3	26	N/A	5	44
ERA	0	4	11	39	3	5	62
FRSA	14	18	37	221	31	50	371
FSMA	0	3	1	7	0	7	18
ISCA	0	0	0	0	N/A	0	0
MAP21	0	0	0	0	0	0	0
NTSSA	0	0	3	8	0	1	12
OSHA	20	294	88	977	N/A	340	1717
PSIA	0	0	0	2	N/A	0	2
SOX	2	10	29	90	10	18	160
SPA	0	4	0	11	0	2	17
STAA	8	59	11	205	3	74	360
<b>Total</b>	<b>48</b>	<b>406</b>	<b>187</b>	<b>1662</b>	<b>48</b>	<b>518</b>	<b>2869</b>

**Complaint Determinations – FY2013**

Statute	Merit	Settled	Settled Other	Dismissed	Kick-Out	Withdrawn	Total Determinations
ACA	0	0	0	7	0	4	11
AHERA	0	0	0	1	N/A	0	1
AIR21	2	10	8	53	N/A	15	88
CFPA	0	4	1	8	2	5	20
CPSIA	0	0	0	0	3	1	4
EPA	3	6	8	40	N/A	12	69
ERA	2	0	11	28	2	7	50
FRSA	16	67	43	174	34	65	399
FSMA	0	4	5	21	2	9	41
ISCA	0	0	0	0	N/A	0	0
MAP21	0	0	0	0	0	0	0
NTSSA	0	1	0	5	0	5	11
OSHA	40	369	201	921	N/A	416	1947
PSIA	0	0	0	5	N/A	1	6
SOX	2	9	29	141	24	44	249
SPA	0	1	1	1	1	0	4
STAA	9	56	26	191	5	85	372
Total	74	527	333	1596	73	669	3272

**Complaint Determinations – FY2014**

Statute	Merit	Settled	Settled Other	Dismissed	Kick-Out	Withdrawn	Total Determinations
ACA	0	0	0	13	0	13	26
AHERA	0	0	1	2	N/A	0	3
AIR21	0	10	11	48	N/A	28	97
CFPA	1	3	4	15	1	11	35
CPSIA	0	3	0	1	1	0	5
EPA	2	3	7	39	N/A	7	58
ERA	1	3	12	34	3	11	64
FRSA	28	27	31	213	47	56	402
FSMA	0	6	6	26	0	11	49
ISCA	0	0	0	0	N/A	0	0
MAP21	0	0	2	1	1	1	5
NTSSA	1	1	2	12	2	6	24
OSHA	13	310	161	954	N/A	427	1865
PSIA	0	0	5	1	N/A	1	7
SOX	2	3	29	77	30	33	174
SPA	0	3	0	5	1	0	9
STAA	16	69	34	211	13	105	448
Total	64	441	305	1652	99	710	3271