

Survey Name: Marcellus Shale Survey

Survey Report

Total Respondents: 126

First Date Submitted 07/09/2012 Monday

Last Date Submitted 07/31/2012 Tuesday

Question 1

Even if you have not yet encountered a patient with questions about the potential health effects of deep-well gas drilling, please indicate below which questions you feel you are fully prepared, somewhat prepared, and not at all prepared to answer, should a patient ask them:


	I am fully prepared to answer this question.	I am somewhat prepared to answers this question.	I do not feel at all prepared to answer this question.	Total
Is it possible for chemicals or radioactive substances in my well water related to gas well drilling to affect my health?	22	48	56	126
How can I get my well water tested for chemicals or radioactive substances related to gas well drilling?	16	28	82	126
How might working in the hydraulic fracturing industry affect my health?	10	34	82	126
How might living near a hydraulic fracturing site or deep-well gas drilling site potentially affect my health?	15	41	70	126
If I suspect that my health condition or concern is related to working in or near deep-well gas drilling or hydraulic fracturing, who should I report my concerns to other than my physician(s)?	15	23	88	126
If I suspect that my health condition or concern is related to living near deep-well gas drilling or hydraulic fracturing, to whom should I report my concerns other than my physician(s)?	14	24	88	126
If my doctors or I want to seek a referral to a medical specialist, do you know of Pennsylvania medical specialists or researchers who are knowledgeable about potential health effects of deep-well gas drilling?	11	10	105	126

Total Respondents:	126
Did Not Answer:	0

Question 2

Within the past year, have any of your patients mentioned or complained that an illness, injury, or other health condition they experienced might be related to either living near a deep-well gas drilling or through their employment in the deep-well gas drilling industry?

Responses






Yes	25		20%
-----	----	---	-----

No	101		80%
Total Respondents:	126		
Did Not Answer:	0		

Question 3

Please indicate the number of patients you've seen who have expressed a complaint or concern they related potentially to living near deep-well gas drilling sites:

Responses





0	2		8%
1-10	16		67%
11-20	3		13%
21-100	2		8%
More than 100	1		4%

Total Respondents:	24
Did Not Answer:	102

Question 4

Please indicate the number of patients you've seen who have expressed a complaint or concern they related potentially to being employed within the deep-well gas drilling industry:

Responses


0-10	10		42%
1-10	11		46%
11-20	0		0%
21-100	2		8%
More than 100	1		4%








Total Respondents:	24
Did Not Answer:	102

Question 5

For your patients who have asked questions about the potential impact of deep-well gas, what were their primary concerns? (Please check all that apply)

Responses












Well-water quality	21		88%
--------------------	----	--	-----

Air quality	4		17%
Chemical or toxic exposures	17		71%
Radiation exposures	7		29%
Food safety	3		13%
Noise pollution	4		17%
None of the above	2		8%
Other	4		17%
Total Respondents: 24			
Did Not Answer: 102			

Question 6

For your patients who have reported adverse health effects from deep-well gas drilling, what types of problems have they reported? (Please check all that apply)


Responses

Asthma or other allergic or respiratory conditions	9		38%
Dermatological conditions (including rash & hair loss)	9		38%
Chemical sensitivity	3		13%
Hearing disturbances	0		0%
Gastrointestinal conditions	8		33%
Neurologic conditions	3		13%
Sexually-transmitted diseases or exposures	0		0%
Injuries from increased truck traffic	1		4%
Genetic diseases	1		4%
Psychological health conditions (including stress)	2		8%
Non-specific health complaints (e.g. fatigue)	4		17%
None of the above	9		38%
Other	1		4%
Total Respondents: 24			
Did Not Answer: 102			

Question 7

In the past year, have you ordered any laboratory diagnostic testing on clinical specimens from your patients for an illness or health condition possibly related to deep-well gas drilling?

Responses

Yes	3		13%
-----	---	---	-----

No	17		71%
Uncertain	4		17%
Total Respondents: 24			
Did Not Answer: 102			

Question 8

You answered that you ordered testing on clinical specimens. What types of specimens? (Check all that apply)

Responses

Blood	2		67%
Urine	1		33%
Hair	0		0%
Biopsy	0		0%
Total Respondents: 3			
Did Not Answer: 123			

Question 9

Which of the following resources would you use if seeking advice concerning a patient with a health condition possibly related to deep-well gas drilling?*









Responses

Clinical colleague	2		67%
Academic center	1		33%
Toxicologist	2		67%
Occupational health expert	2		67%
Environmental medicine expert	2		67%
Governmental agency (health department or environmental protection)	3		100%
Medical society	1		33%
Not sure	0		0%
Total Respondents: 3			
Did Not Answer: 123			

Question 10

Which of the following resources would you use if seeking advice concerning a patient with a health condition possibly related to deep-well gas drilling?

Responses








Clinical colleague	5		24%
Academic center	2		10%
Toxicologist	5		24%
Occupational health expert	7		33%
Environmental medicine expert	7		33%
Governmental agency (health department or environmental protection)	9		43%
Medical society	5		24%
Not sure	4		19%









Total Respondents:	21
Did Not Answer:	105




Question 11

Please select the county where you practice the most:

Responses

Adams	0		0%
Allegheny	1		4%
Armstrong	0		0%
Beaver	1		4%
Bedford	1		4%
Berks	0		0%
Blair	0		0%
Bradford	1		4%
Bucks	1		4%
Butler	0		0%
Cambria	0		0%
Cameron	0		0%
Carbon	0		0%
Centre	0		0%
Chester	3		13%
Clarion	1		4%
Clearfield	0		0%
Clinton	0		0%
Columbia	0		0%

Crawford	0		0%
Cumberland	1		4%
Dauphin	1		4%
Delaware	0		0%
Elk	0		0%
Erie	0		0%
Fayette	0		0%
Forest	0		0%
Franklin	0		0%
Fulton	0		0%
Greene	0		0%
Huntingdon	1		4%
Indiana	0		0%
Jefferson	0		0%
Juniata	0		0%
Lackawanna	2		9%
Lancaster	0		0%
Lawrence	0		0%
Lebanon	0		0%
Lehigh	1		4%
Luzerne	0		0%
Lycoming	2		9%
McKean	0		0%
Mercer	0		0%
Mifflin	0		0%
Monroe	0		0%
Montgomery	1		4%
Montour	0		0%
Northampton	0		0%
Northumberland	0		0%
Perry	0		0%
Philadelphia	0		0%
Pike	1		4%
Potter	0		0%
Schuylkill	0		0%
Snyder	0		0%
Somerset	0		0%
Sullivan	0		0%








Susquehanna	0		0%
Tioga	0		0%
Union	1		4%
Venango	0		0%
Warren	0		0%
Washington	2		9%
Wayne	0		0%
Westmoreland	0		0%
Wyoming	0		0%
York	1		4%

Total Respondents:	23
Did Not Answer:	103

Question 12

Please choose the specialty category that best describes you:

Responses






Primary care	11		50%
Medical specialty	3		14%
Surgical specialty	1		5%
Hospital based (e.g. anesthesia, radiology, emergency medicine)	1		5%
OB/GYN	1		5%
Psychiatry	1		5%
Other	4		18%



Total Respondents:	22
Did Not Answer:	104

Question 13

Please choose the specialty category that best describes you:

Responses

















Primary care	32		32%
Medical specialty	21		21%
Surgical specialty	13		13%
Hospital based (e.g. anesthesia, radiology, emergency medicine)	7		7%
OB/GYN	10		10%
















Psychiatry	4		4%
Other	12		12%
Total Respondents:			
	99		
Did Not Answer:			
	27		


Question 14

Please select the county where you practice the most:

Responses

Adams	1		1%
Allegheny	9		9%
Armstrong	0		0%
Beaver	3		3%
Bedford	0		0%
Berks	1		1%
Blair	5		5%
Bradford	1		1%
Bucks	6		6%
Butler	0		0%
Cambria	0		0%
Cameron	0		0%
Carbon	0		0%
Centre	0		0%
Chester	2		2%
Clarion	0		0%
Clearfield	1		1%
Clinton	1		1%
Columbia	0		0%
Crawford	0		0%
Cumberland	4		4%
Dauphin	4		4%
Delaware	5		5%
Elk	0		0%
Erie	1		1%
Fayette	1		1%
Forest	0		0%
Franklin	2		2%

Fulton	0		0%
Greene	0		0%
Huntingdon	1		1%
Indiana	2		2%
Jefferson	0		0%
Juniata	0		0%
Lackawanna	0		0%
Lancaster	7		7%
Lawrence	0		0%
Lebanon	2		2%
Lehigh	6		6%
Luzerne	3		3%
Lycoming	3		3%
McKean	0		0%
Mercer	4		4%
Mifflin	0		0%
Monroe	0		0%
Montgomery	8		8%
Montour	0		0%
Northampton	1		1%
Northumberland	0		0%
Perry	0		0%
Philadelphia	5		5%
Pike	0		0%
Potter	0		0%
Schuylkill	2		2%
Snyder	0		0%
Somerset	1		1%
Sullivan	0		0%
Susquehanna	0		0%
Tioga	0		0%
Union	0		0%
Venango	1		1%
Warren	0		0%
Washington	0		0%
Wayne	1		1%
Westmoreland	0		0%
Wyoming	0		0%

York	5		5%
Total Respondents:			
		99	
Did Not Answer:			
		27	