

**Seminole Virtual Instruction Program  
Parent Verification of Class Rolls for February 2011**

This information is a continuation of a previous document entitled SCPS\_K12\_VirtualSchoolInformation.pdf submitted on February 23, 2012.

Following the referenced document, contact was made to Sally Roberts with the FL DOE, and on March 12, 2012 she wrote the following which is relevant to the issue at hand:

“According to 1002.45(2)(a), all of a private providers' instructional staff must be Florida certified educators. Using "any teacher to teach the curriculum but having a certified teacher (that has never worked with the student) 'sign off' as the teacher of record" would be inaccurate and is not allowed.

Sally Roberts  
Educational Policy Consultant  
Virtual Education  
Florida Department of Education  
Division of Public Schools  
Office of the Chancellor”

In order to attempt to ascertain the accuracy of the February 2011 class rolls, parents were called and asked to list the names of teachers for their child/children for that time period, as signed and verified by the K12 teachers.

Included in this document is a table with the results as well as screen shots of the teachers' signatures.

**Summary of Data**

The February 2011 class rolls contained 519 enrollment entries, each entry a course with a corresponding teacher. These courses combine to create the schedules for 88 unique students. Some families were unable to be reached due to relocation or phones no longer in service. 77 of the 88 students have some or all of their information discussed with parent(s) and/or student.

61 students were reported by parents to have been listed with at least one teacher they did not have.

Parents reported one teacher name that did not appear on class rolls: Ms Jones.

Three parents reported not having at all a class that was listed and signed for by K12 teachers. (1 art and 2 music.)

Most parents reported that they had one teacher for all subjects.

The PE, art and music teachers especially were reported as not the teacher of the student, most parents reporting that they had never heard of them. Hartman (PE), Hoyle (Art), and Reckard (Music) all had 0 confirmations as the teacher of the student. Reckard's name may have changed (a different last name is on the signature), but this name was also used in the inquiry and did not register any confirmations. Parents reported that art and music classes were either covered by the "homeroom" teacher or those classes had no teacher at all.






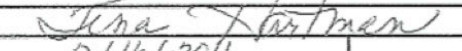

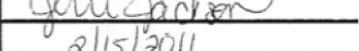





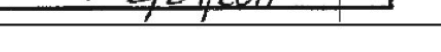
Results of Parent Verification of February 2011 Class Rolls for Seminole Virtual Instruction Program, provided through K12, LLC										
Teacher	Number of Student Enrollments Reported as Taught by This Teacher	Number of Student Enrollments Advised By Parent Were Taught by This Teacher	Number of Students Advised By Parent Were Not Taught by This Teacher	Number of Student Enrollments Reported as Unsure if Taught by this Teacher	Number of Student Enrollments Not Discussed Due To Inability to Contact	Percent of Enrollments Advised By Parent as Accurate for This Teacher	Percent of Enrollments Advised By Parent as Not Accurate for This Teacher	Percent of Enrollments for Which Parents Were Unsure if This Was The Teacher	Percent of Enrollments Not Verified Due to Inability to Contact	
Brown	83	29	18	12	24	34.94%	21.69%	14.46%	28.92%	
Caballero	2	1	0	1	0	50.00%	0.00%	50.00%	0.00%	
Capelle	112	31	81	0	0	27.68%	72.32%	0.00%	0.00%	
Grouix	9	3	1	2	3	33.33%	11.11%	22.22%	33.33%	
Gustanelli	2	1	0	1	0	50.00%	0.00%	50.00%	0.00%	
Hartman	4	0	3	0	1	0.00%	75.00%	0.00%	25.00%	
Hoyle	41	0	24	7	10	0.00%	58.54%	17.07%	24.39%	
Jackson	13	7	1	4	1	53.85%	7.69%	30.77%	7.69%	
Katz	52	28	0	4	20	53.85%	0.00%	7.69%	38.46%	
Klayman	44	9	24	4	7	20.45%	54.55%	9.09%	15.91%	
Ladouceur	2	2	0	0	0	100.00%	0.00%	0.00%	0.00%	
Maines	6	4	0	0	2	66.67%	0.00%	0.00%	33.33%	
Mansier	8	5	0	3	0	62.50%	0.00%	37.50%	0.00%	
Moore	55	23	14	11	7	41.82%	25.45%	20.00%	12.73%	
Morris	20	6	4	4	6	30.00%	20.00%	20.00%	30.00%	
Pilliod	11	6	1	3	1	54.55%	9.09%	27.27%	9.09%	
Reckard	15	0	11	2	3	0.00%	73.33%	13.33%	20.00%	
White	40	33	1	2	4	82.50%	2.50%	5.00%	10.00%	
<b>TOTALS</b>	<b>519</b>	<b>188</b>	<b>183</b>	<b>60</b>	<b>89</b>	<b>36.22%</b>	<b>35.26%</b>	<b>11.56%</b>	<b>17.15%</b>	




The 519 enrollments represent 88 unique students.

77 of 88 students have some or all information discussed parent(s) and/or student.

61 of the 88 students have at least one teacher reported by the parent and/or student as not their teacher (69%).

Every teacher above except for CAPELLE and GUSTINELLI signed class rolls verifying that the students on their list (these are the Students Reported in the second column) were in fact their students. Gustinelli was unavailable to sign. Capelle would not sign the roll as presented to her by K12 managers (see email chain from previous document) and a K12 manager (Gila Tuchman) signed for her, verifying the class rolls were correct.

Teacher	Signature	Comments
Brown	 2/18/11	
Caballero	 2/15/2011	
Capelle	 2/15/11	Not signed by teacher. Signed by Gila Tuchman, manager for K12, LLC
Groulx	 2-18-11	
Gustanelli	 2/24/11	Not signed by teacher. Signed by Patricia Betoni, Head of School for K12, LLC
Hartman	 2/16/2011	
Hoyle	 2/1/2011	
Jackson	 2/15/2011	
Katz	 Feb 15, 2011	
Klayman	 2-15-11	
Ladouceur	 2-15-11	
Maines	 2/15/11	
Mansier	 2/18/11	
Moore	 2/24/2011	

Morris		
Pilliod		
Reckard		<p>This signature appeared on the class list for H. Reckard. This appears to be an alternate last name, but was also not provided or recognized by parents.</p>
White	