

Hot in the city

2014Q2 Westpac McDermott Miller Employment Confidence Index: 109.9

- New Zealanders’ confidence about the labour market rose further in June, to its highest level since the recession.
- Perceptions about the availability of jobs continue to improve, suggesting that the recent strong growth in employment can be sustained.
- Confidence is highest among the main centres, with Auckland overtaking Canterbury in the latest survey. However, confidence is positive on balance in almost every region.

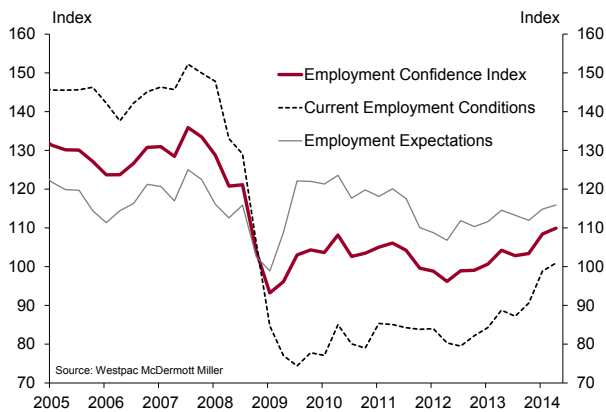
The Westpac McDermott Miller Employment Confidence Index rose from 108.4 to 109.9 in the June quarter, a fresh post-recession high. This was less emphatic than the five-point increase in the March quarter, and the details were more mixed this time, but the survey still points to a continuation of the recent strong growth in employment.

The regional breakdown of the index provided some interesting details. Canterbury has obviously been a star performer over the last two years, given the amount of work generated by the post-earthquake reconstruction. But we’ve noted in recent surveys that the rest of the country is starting to close the gap – and in the June quarter survey, Auckland has overtaken Canterbury as the most confident region. Furthermore, Auckland is the only region where confidence is above its historic average (the survey is now ten years old, and more or less covers a complete economic cycle). With Wellington also showing more signs of life recently, that means the three main centres have been the three biggest improvers over the last couple of years.

Before leaping to any conclusions about regional disparities, however, we need to keep the starting points in mind. Auckland’s unemployment rate rose by more than the rest of the country during the recession, and has been slow to improve since then. Given that Auckland accounts for about a third of the nation’s workforce, we should welcome any evidence that the region is no longer underperforming. Canterbury’s strength is a necessary part of the rebuild effort, and Wellington is just starting to overcome the blow of government austerity in recent years. Moreover, employment confidence was on the net positive side in all but one region in June, making this the most consistently positive survey in the last three years.

The labour market tends to be a lagging facet of the economic cycle; while GDP has been gradually accelerating for a few years now, it’s only more recently that we’ve seen a substantial pickup in employment – up 3.8% in the year to March, according to the Household Labour Force Survey. So it’s not unusual to see a further lift in employment confidence at a time when other indicators such as business and

Employment confidence index



	Mar-14	Jun-14	Change
Employment Confidence Index	108.4	109.9	1.5
Present Conditions Index	98.8	100.9	2.1
Employment Expectations Index	114.8	115.9	1.1
Current job opportunities	-32.0	-26.5	5.5
Expected job opportunities	-3.4	-4.1	-0.7
Past earnings growth	29.6	28.4	-1.2
Expected earnings growth	31.1	34.2	3.1
Own job security	16.8	17.6	0.8

consumer confidence have softened a little. Indeed, while our view is that we may have already passed the peak rate of growth for the economy more generally, employment growth could remain strong for a while longer.

Survey details

The Westpac McDermott Miller Employment Confidence Index summarises responses to five questions: households' perceptions of current and future job opportunities in New Zealand, their own actual and expected earnings, and expected changes in their own job security. The questions about current job opportunities and earnings are summarised in the Current Employment Conditions Index, while the questions about the year ahead are summarised in the Employment Expectations Index.

Further details about the individual questions are in the charts on page 3. The survey took place over the period 1-10 June, with a sample size of 1,565.

The June quarter survey recorded net increases for three questions and small net decreases for two questions. The main contributor was an improvement in perceptions of current job opportunities, which has typically been the biggest source of variation in the survey.

- The net percentage of people saying that jobs are easy rather than hard to get rose by 5.5 points to -26.5%, the least negative reading since December 2008. This is the measure that correlates most closely with the unemployment rate, and is consistent with our forecast for unemployment to head down from its current 6% level to around 5.5% by year-end.
- Perceptions of job opportunities a year from now fell slightly to a net -4%. This measure has been more or less flat over the last year.
- The net percentage reporting higher earnings over the last year fell slightly, after seven straight quarters of gains.
- The percentage expecting earnings to increase over the next year rose to a net 34%, the highest since December 2012.
- Perceived job security edged up a point to 18% and is now at its highest since September 2009.

Employment confidence rose in seven regions and fell in four. Confidence was net positive in all but one region. The outlier was the Waikato, which switched from being the top region just three months ago to dead last today. Perhaps a lower dairy payout for the new season may have been on respondents' minds. But surveyed confidence in this region has swung between triumph and disaster so many times in recent years that we're reluctant to set much of a story around it.

Confidence rose in the Auckland region, with improved perceptions of both job opportunities and earnings growth. While the Canterbury region also saw a lift in perceived job opportunities, the earnings measures actually slowed, and are now lower than the national average. This may suggest that the region is now finding it easier to attract the workers needed for the quake rebuild.

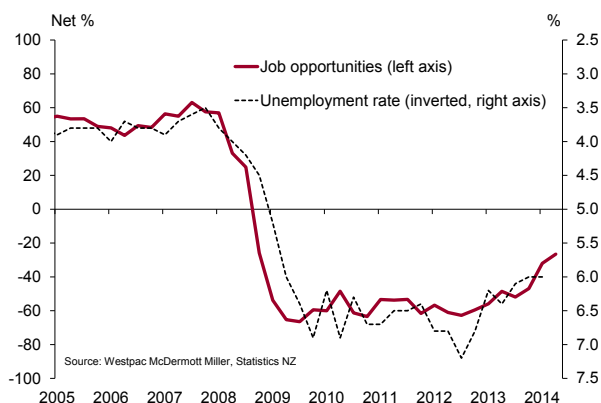
Southland was the third-most confident region in the June quarter, with strong gains in job opportunities and expected earnings. Anecdotally at least, the region has been strengthening its links to the Christchurch rebuild.

Wellington saw a further lift in confidence in June, having been the least confident region just three quarters ago. This is consistent with a range of activity indicators that suggest the region has started to emerge from its long economic torpor in recent months.

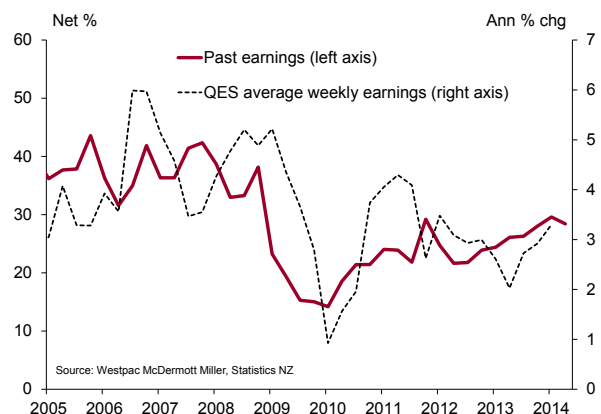
Employment Confidence by region

Region	Mar-14	Jun-14	Change
Northland	102.0	102.1	0.1
Auckland	113.1	117.3	4.2
Waikato	115.2	98.0	-17.1
Bay of Plenty	96.1	103.1	7.0
Gisborne/Hawkes Bay	104.2	103.7	-0.5
Taranaki/Manawatu	97.8	105.5	7.8
Wellington	104.4	110.0	5.5
Nelson/Marlborough/Westland	106.5	102.5	-4.1
Canterbury	114.0	115.0	1.0
Otago	103.2	102.5	-0.8
Southland	103.8	110.3	6.6

Reported job opportunities and unemployment

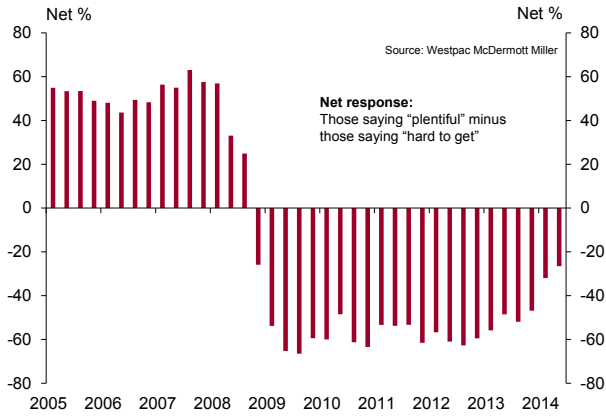


Reported earnings and wage inflation

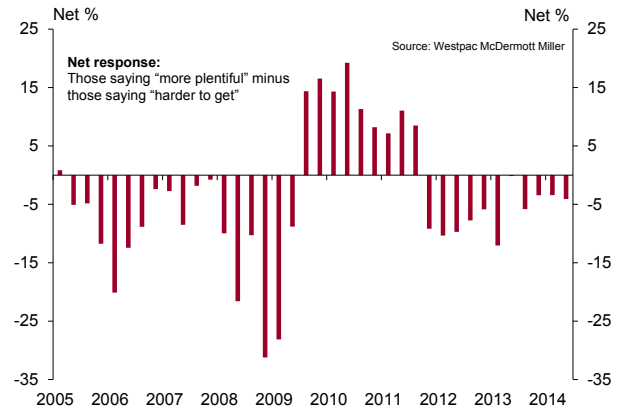


Michael Gordon
Senior Economist

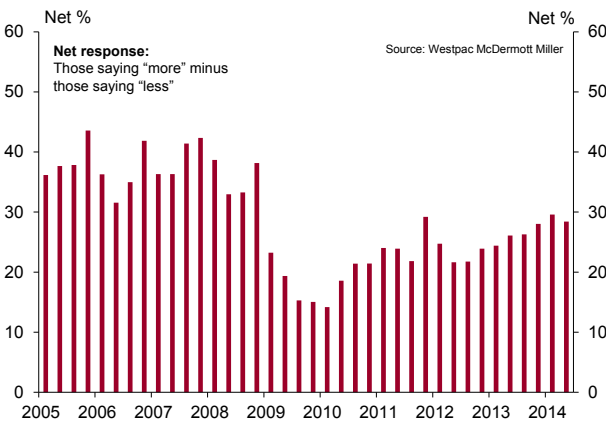
Do you think jobs are plentiful or hard to get in NZ?



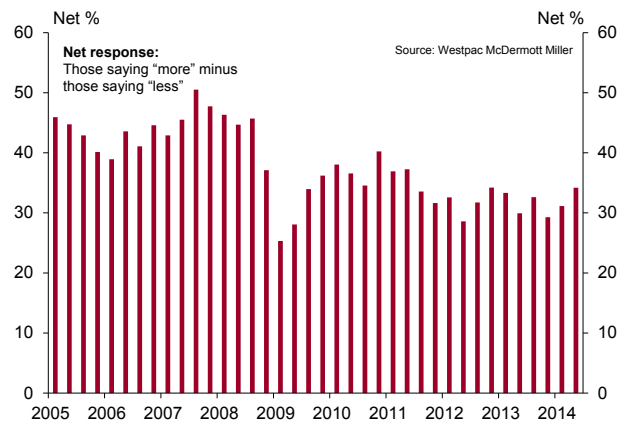
Job opportunities in NZ in a year's time



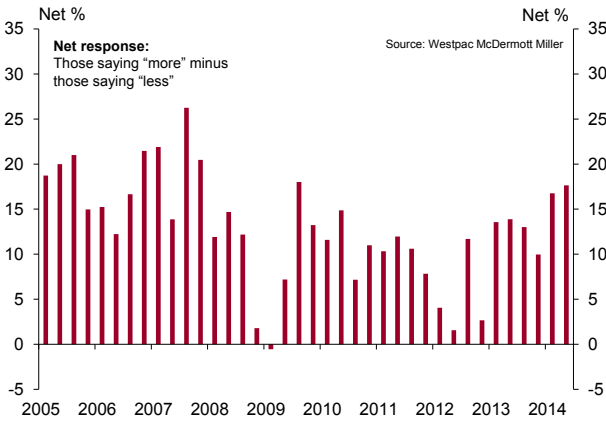
Earnings in paid work compared to last year



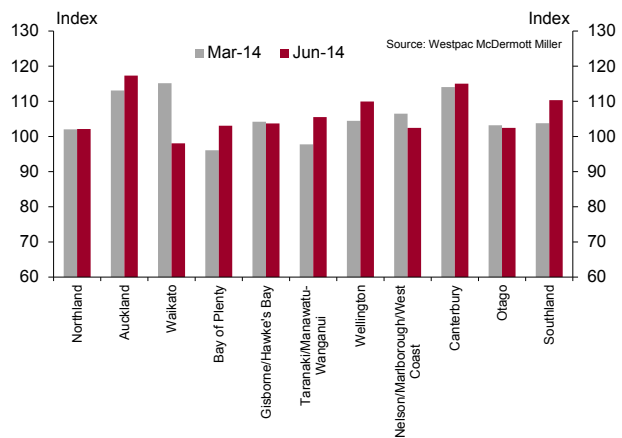
Earnings in paid work this time next year



Personal job security over the coming year



Employment confidence by region



Westpac economics team contact details

Dominick Stephens, Chief Economist
+64 9 336 5671

Michael Gordon, Senior Economist
+64 9 336 5670

Felix Delbrück, Senior Economist
+64 9 336 5668

Anne Boniface, Senior Economist
+64 9 336 5669

Any questions email:
economics@westpac.co.nz

Disclaimer

Things you should know: Each time someone visits our site, data is captured so that we can accurately evaluate the quality of our content and make improvements for you. We may at times use technology to capture data about you to help us to better understand you and your needs, including potentially for the purposes of assessing your individual reading habits and interests to allow us to provide suggestions regarding other reading material which may be suitable for you.

If you are located in Australia, this material and access to this website is provided to you solely for your own use and in your own capacity as a wholesale client of Westpac Institutional Bank being a division of Westpac Banking Corporation ABN 33 007 457 141 AFSL 233714 ('Westpac'). If you are located outside of Australia, this material and access to this website is provided to you as outlined below.

This material and this website contain general commentary only and does not constitute investment advice. Certain types of transactions, including those involving futures, options and high yield securities give rise to substantial risk and are not suitable for all investors. We recommend that you seek your own independent legal or financial advice before proceeding with any investment decision. This information has been prepared without taking account of your objectives, financial situation or needs. This material and this website may contain material provided by third parties. While such material is published with the necessary permission none of Westpac or its related entities accepts any responsibility for the accuracy or completeness of any such material. Although we have made every effort to ensure the information is free from error, none of Westpac or its related entities warrants the accuracy, adequacy or completeness of the information, or otherwise endorses it in any way. Except where contrary to law, Westpac and its related entities intend by this notice to exclude liability for the information. The information is subject to change without notice and none of Westpac or its related entities is under any obligation to update the information or correct any inaccuracy which may become apparent at a later date. The information contained in this material and this website does not constitute an offer, a solicitation of an offer, or an inducement to subscribe for, purchase or sell any financial instrument or to enter a legally binding contract. Past performance is not a reliable indicator of future performance. The forecasts given in this material and this website are predictive in character. Whilst every effort has been taken to ensure that the assumptions on which the forecasts are based are reasonable, the forecasts may be affected by incorrect assumptions or by known or unknown risks and uncertainties. The ultimate outcomes may differ substantially from these forecasts.

Transactions involving carbon give rise to substantial risk (including regulatory risk) and are not suitable for all investors. We recommend that you seek your own independent legal or financial advice before proceeding with any investment decision. This information has been prepared without taking account of your objectives, financial situation or needs. Statements setting out a concise description of the characteristics of carbon units, Australian carbon credit units and eligible international emissions units (respectively) are available at www.cleanenergyregulator.gov.au as mentioned in section 202 of the Clean Energy Act 2011, section 162 of the Carbon Credits (Carbon Farming Initiative) Act 2011 and section 61 of the Australian National Registry of Emissions Units Act 2011. You should consider each such statement in deciding whether to acquire, or to continue to hold, any carbon unit, Australian carbon credit unit or eligible international emissions unit.

Additional information if you are located outside of Australia

New Zealand: The current disclosure statement for the New Zealand division of Westpac Banking Corporation ABN 33 007 457 141 or Westpac New Zealand Limited can be obtained at the internet address www.westpac.co.nz. Westpac Institutional Bank products and services are provided by either Westpac Banking Corporation ABN 33 007 457 141 incorporated in Australia (New Zealand division) or Westpac New Zealand Limited. For further information please refer to the Product Disclosure Statement (available from your Relationship Manager) for any product for which a Product Disclosure Statement is required, or applicable customer agreement. Download the Westpac NZ QFE Group Financial Advisers Act 2008 Disclosure Statement at www.westpac.co.nz.

China, Hong Kong, Singapore and India: Westpac Singapore Branch holds a wholesale banking licence and is subject to supervision by the Monetary Authority of Singapore. Westpac Hong Kong Branch holds a banking license and is subject to supervision by the Hong Kong Monetary Authority. Westpac Hong Kong branch also holds a license issued by the Hong Kong Securities and Futures Commission (SFC) for Type 1 and Type 4 regulated activity.

Disclaimer continued overleaf.

Disclaimer continued

Westpac Shanghai and Beijing Branches hold banking licenses and are subject to supervision by the China Banking Regulatory Commission (CBRC). Westpac Mumbai Branch holds a banking license from Reserve Bank of India (RBI) and subject to regulation and supervision by the RBI.

U.K.: Westpac Banking Corporation is registered in England as a branch (branch number BR000106), and is authorised and regulated by the Australian Prudential Regulatory Authority in Australia. WBC is authorised in the United Kingdom by the Prudential Regulation Authority. WBC is subject to regulation by the Financial Conduct Authority and limited regulation by the Prudential Regulation Authority in the United Kingdom. Details about the extent of our regulation by the Prudential Regulation Authority are available from us on request. Westpac Europe Limited is a company registered in England (number 05660023) and is authorised by the Prudential Regulation Authority and regulated by the Financial Conduct Authority and the Prudential Regulation Authority. This material and this website and any information contained therein is directed at a) persons who have professional experience in matters relating to investments falling within Article 19(1) of the Financial Services Act 2000 (Financial Promotion) Order 2005 or (b) high net worth entities, and other persons to whom it may otherwise be lawfully communicated, falling within Article 49(1) of the Order (all such persons together being referred to as “relevant persons”). The investments to which this material and this website relates are only available to and any invitation, offer or agreement to subscribe, purchase or otherwise acquire such investments will be engaged in only with, relevant persons. Any person who is not a relevant person should not act or rely upon this material and this website or any of its contents. In the same way, the information contained in this material and this website is intended for “eligible counterparties” and “professional clients” as defined by the rules of the Financial Services Authority and is not intended for “retail clients”. With this in mind, Westpac expressly prohibits you from passing on the information in this material and this website to any third party. In particular this material and this website, website content and, in each case, any copies thereof may not be taken, transmitted or distributed, directly or indirectly into any restricted jurisdiction.

U.S.: Westpac operates in the United States of America as a federally licensed branch, regulated by the Office of the Comptroller of the Currency. Westpac is also registered with the US Commodity Futures Trading Commission (“CFTC”) as a Swap Dealer, but is neither registered as, or affiliated with, a Futures Commission Merchant registered with the US CFTC. Westpac Capital Markets, LLC (“WCM”), a wholly-owned subsidiary of Westpac, is a broker-dealer registered under the U.S. Securities Exchange Act of 1934 (‘the Exchange Act’) and member of the Financial Industry Regulatory Authority (‘FINRA’). This communication is provided for distribution to U.S. institutional investors in reliance on the exemption from registration provided by Rule 15a-6 under the Exchange Act and is not subject to all of the independence and disclosure standards applicable to debt research reports prepared for retail investors in the United States. WCM is the U.S. distributor of this communication and accepts responsibility for the contents of this communication. If you would like to speak to someone regarding any security mentioned herein, please contact WCM on +1 212 389 1269. All disclaimers set out with respect to Westpac apply equally to WCM.

Investing in any non-U.S. securities or related financial instruments mentioned in this communication may present certain risks. The securities of non-U.S. issuers may not be registered with, or be subject to the regulations of, the SEC in the United States. Information on such non-U.S. securities or related financial instruments may be limited. Non-U.S. companies may not be subject to audit and reporting standards and regulatory requirements comparable to those in effect in the United States. The value of any investment or income from any securities or related derivative instruments denominated in a currency other than U.S. dollars is subject to exchange rate fluctuations that may have a positive or adverse effect on the value of or income from such securities or related derivative instruments.

The author of this communication is employed by Westpac and is not registered or qualified as a research analyst, representative, or associated person under the rules of FINRA, any other U.S. self-regulatory organisation, or the laws, rules or regulations of any State. Unless otherwise specifically stated, the views expressed herein are solely those of the author and may differ from the information, views or analysis expressed by Westpac and/or its affiliates.

For the purposes of Regulation AC only: Each analyst whose name appears in this report certifies that (1) the views expressed in this report accurately reflect the personal views of the analyst about any and all of the subject companies and their securities and (2) no part of the compensation of the analyst was, is, or will be, directly or indirectly related to the specific views or recommendations in this report.