

Ministry
of Training,
Colleges, and
Universities
Freedom of Information &
Protection of Privacy

Ministère
de la Formation et
des Collèges
et Universités
Accès à l'information
et la protection de la vie privée

March 7, 2014

Emanuela Campanella
198 Parkin Circle
Ottawa, Ontario
K1T 4G4

Dear Emanuela Campanella:

RE: FREEDOM OF INFORMATION ACCESS REQUEST NUMBER MTCU-140014

I am writing in response to your access request under the *Freedom of Information and Protection of Privacy Act* (the Act) for:

“...Any final documents/reports/briefing notes containing the following information on Ontario’s Youth Employment Fund from September 1, 2013 to February 11, 2014:

- The criteria required to qualify for the fund
- The amount allotted to the fund
- The evaluation of the fund – i.e. the amount of the budget and how much has been paid out or committed for payout
- Any summative evaluation reports (i.e. any reports which provide an evaluation on how the program is performing, especially # of people who have accessed the fund and any other related information contained in these reports ...”.

I am pleased to enclose the records held by the Ministry that respond to your request. In addition to the records being provided, please note the following:

- The criteria to qualify for the Youth Employment Fund (YEF) is available on the Ministry’s YEF website publicly available at:
<http://www.tcu.gov.on.ca/eng/employmentontario/youthfund/>
- The amount allotted to the fund in Budget 2013 is posted publicly at:
<http://www.fin.gov.on.ca/en/budget/ontariobudgets/2013/bk5.html>

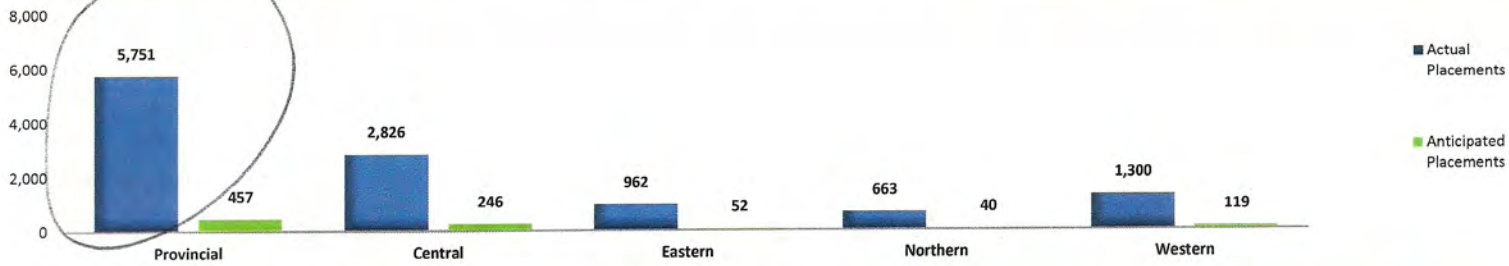
You have the right to file an appeal regarding any part of your access request with the Information and Privacy Commissioner, 2 Bloor Street East, Suite 1400, Toronto, Ontario, M4W 1A8, telephone number (416) 326-3333/1-800-387-0073, under section 50 of the Act. Such an appeal must be requested within 30 days of the date of this letter.

YOUTH EMPLOYMENT FUND (YEF) INTERIM MONTHLY DASHBOARD - December 2013¹

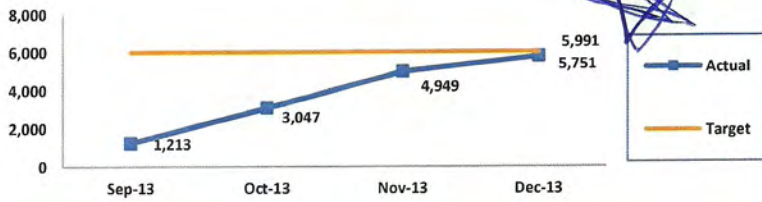
OPERATIONS

Data as of December 31st, 2013

Actual and Anticipated YEF Placements By Region^{2,3}



YEF Actual Placement Starts by Month³ (Cumulative)



Expenditures & Commitments (\$Millions)⁴

	Budget	YTD Commitments	YTD Expenditures
Central	\$22.0	\$21.0	\$12.6
East	\$7.5	\$8.2	\$5.5
North	\$4.8	\$5.7	\$3.6
West	\$12.3	\$12.8	\$8.7
Total	\$46.6	\$47.7	\$30.5

YEF Participant Profile

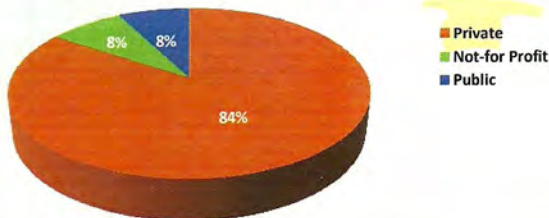
Age:	< 20	19%
	20 - 24	49%
	25 - 29	31%
Gender:	Female	42%
	Male	57%
Education Level: ⁵	Completed Post-Secondary Education	38%
	Some Post-Secondary Education	7%
	Completed Secondary	42%
	Less than Secondary	13%
Designated Groups:	Aboriginal	3%
	Persons with Disabilities	4%
	Recent Immigrants ⁶	4%
	Rural/Northern Youth ⁷	15%
	Social Assistance ⁸	13%
	Visible Minority	10%
	Youth Leaving Care ⁹	0.3%
Other (Suitability):	Out of School/Work/Training > 26 Weeks	30%

YEF Placements (NOC)¹⁰

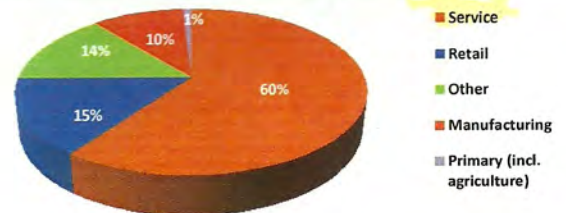
(This list represents 100% of clients starting in 2013-14)

1.	Sales and Service	39%
2.	Trades/Transport/Equipment Operators	20%
3.	Business, Finance and Admin	15%
4.	Process/Manufacturing/Utilities	8%
5.	Social Science/Education/Government/Religion	7%
6.	Natural and Applied Science	4%
7.	Art Culture Recreation and Sport	3%
8.	Management	2%
9.	Primary Industry	1%
10.	Health	1%

Placements by Sector

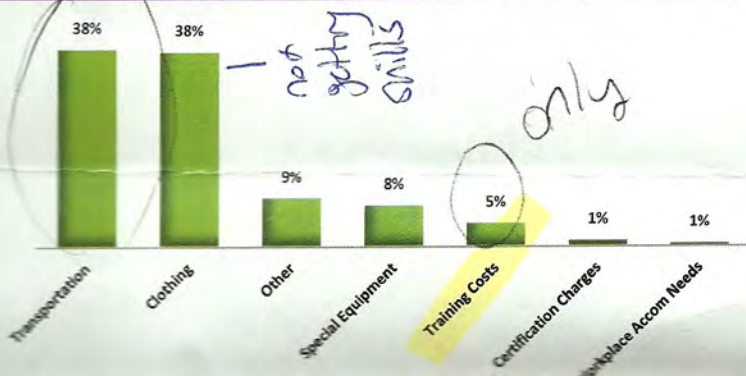


Placements by Business Type



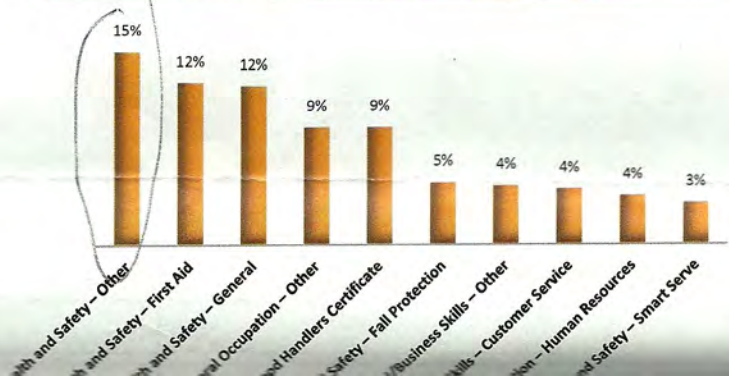
Top 10 Support to Clients

(This list represents 100% of clients starting in 2013-14)



Top 10 Training Accessed

(This list represents 77% of clients starting in 2013-14)

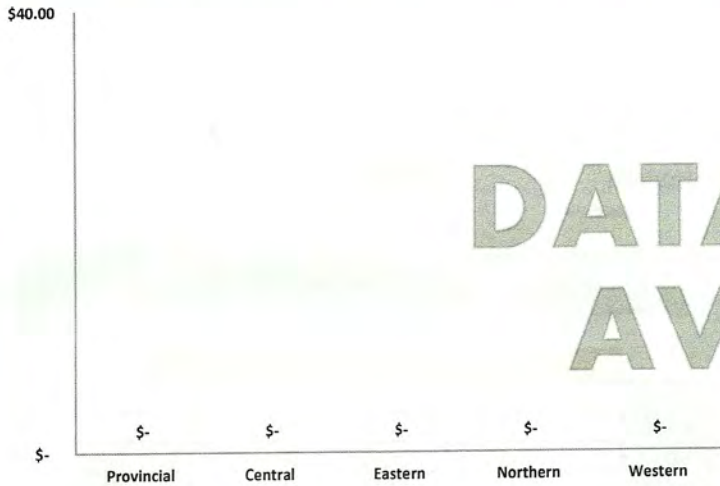


YOUTH EMPLOYMENT FUND (YEF) INTERIM MONTHLY DASHBOARD - December 2013¹

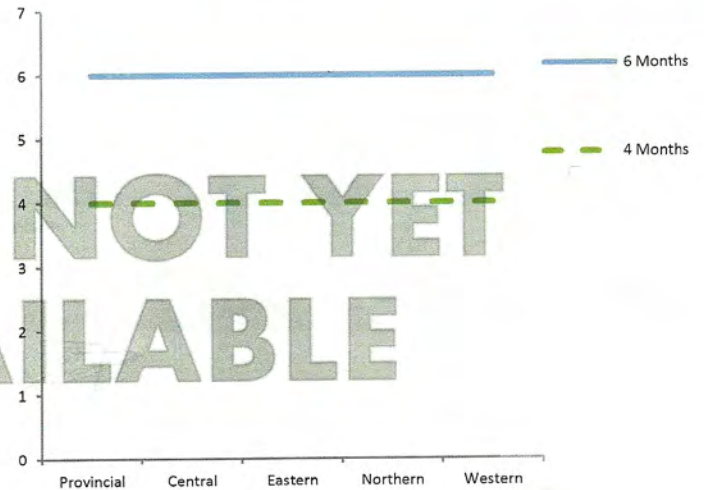
PERFORMANCE¹¹

Data as of December 31st, 2013

Expenditures per Client for 2013-14¹²



Average Placement Duration for 2013-14



DATA NOT YET AVAILABLE

YEF Support Summary

YEF Placement With Incentive

- Incentive Only - 0%
- With Training - 0%
- With Supports - 0%
- With Training and Supports - 0%

YEF Placement Without Incentive

- With Training - 0%
- With Supports - 0%
- With Training and Supports - 0%

YEF Outcomes

YEF Outcomes @ Exit by Region



Top 10 Employed Occupations (NOC)¹³

1.	Administrative assistants	0%
2.	Retail salespersons	0%
3.	Material handlers	0%
4.	Sales and account representatives - wholesale trade (non-technical)	0%
5.	Electrical and electronics engineering technologists and technicians	0%
6.	Receptionists	0%
7.	Food counter attendants, kitchen helpers and related support occupations	0%
8.	Delivery and courier service drivers	0%
9.	Welders and related machine operators	0%
10.	Drafting technologists and technicians	0%

YEF Outcomes by Completed and Non-Completed Placements

	Completed Placements	Non-Completed Placements
Employed with YEF Employer	0%	0%
Employed with Other Employer	0%	0%

YEF Results: Employers & Placements continued...

# of Placements	# of Employers
20+	7
10 to 20	21
7 to 10	3
4 to 6	140
2 to 3	725
1	2,470
Total	3,366

Source: EOLS-CaMS as of Dec 2013.

*According to Statistics Canada, the average hourly wage for youth aged 15-24 years as of Dec 2013 was \$13.29 per hour.

EMPLOYERS: 20 OR MORE PLACEMENTS

- Canadian Tire
- Tim Hortons
- Paragon Security
- Mucho Burrito
- Swiss Chalet
- Mr. Lube
- Toyotsu Canada Inc.
- Giant Tiger
- Garda Security Screening

AVERAGE WAGE
\$12.23 per hour*

Wages paid through system?